



PROPERTY AND CASUALTY COMPANIES - ASSOCIATION EDITION

ANNUAL STATEMENT

FOR THE YEAR ENDED DECEMBER 31, 2023
OF THE CONDITION AND AFFAIRS OF THE

ZURICH AMERICAN INSURANCE COMPANY

NAIC Group Code 0212 0212 NAIC Company Code 16535 Employer's ID Number 36-4233459
(Current) (Prior)

Organized under the Laws of New York, State of Domicile or Port of Entry NY
Country of Domicile United States of America

Incorporated/Organized 06/03/1998 Commenced Business 12/31/1998

Statutory Home Office 4 World Trade Center, 150 Greenwich Street New York, NY, US 10007
(Street and Number) (City or Town, State, Country and Zip Code)

Main Administrative Office 1299 Zurich Way
(Street and Number)
Schaumburg, IL, US 60196-1056 847-605-6000
(City or Town, State, Country and Zip Code) (Area Code) (Telephone Number)

Mail Address 1299 Zurich Way, 10th Floor Schaumburg, IL, US 60196-1056
(Street and Number or P.O. Box) (City or Town, State, Country and Zip Code)

Primary Location of Books and Records 1299 Zurich Way
(Street and Number)
Schaumburg, IL, US 60196-1056 847-605-3284
(City or Town, State, Country and Zip Code) (Area Code) (Telephone Number)

Internet Website Address WWW.ZURICHNA.COM

Statutory Statement Contact Robert Albert Daniel 847-605-3284
(Name) (Area Code) (Telephone Number)
robert.daniel@zurichna.com 224-539-9649
(E-mail Address) (FAX Number)

OFFICERS

President Kristof Frans Rosa Terryn Secretary Laura Jean Lazarczyk
Treasurer Vinayak Awati

OTHER

<u>Kristof Frans Rosa Terryn (CEO)</u>	<u>Jason David Meador (EVP)</u>	<u>David Jerry Fike (EVP)</u>
<u>Peter Christian Hirs (EVP)</u>	<u>Barry John Perkins (EVP) #</u>	<u>Paul Lavelle (EVP)</u>
<u>Laura Jean Lazarczyk (EVP)</u>	<u>Laura Allynn Rock (EVP)</u>	<u>Vincent Leonard Santivasi (EVP)</u>
<u>Alexander Bruce Wells (EVP)</u>	<u>Keith George Daly (EVP)</u>	<u>Christopher Michael Lewis (EVP)</u>
<u>Heather Marie Fox (EVP)</u>	<u>Aaron Jerome Beharelle (EVP)</u>	

DIRECTORS OR TRUSTEES

<u>Kristof Frans Rosa Terryn (Chairperson)</u>	<u>Debra Kay Broek</u>	<u>Wayne Howard Fisher</u>
<u>Peter Christian Hirs</u>	<u>Franklyn Eugene Smith</u>	<u>Barry John Perkins #</u>
<u>Laura Jean Lazarczyk</u>	<u>Laura Allynn Rock</u>	<u>Angela Jo Yochem</u>

State of Illinois SS
County of Cook

The officers of this reporting entity being duly sworn, each depose and say that they are the described officers of said reporting entity, and that on the reporting period stated above, all of the herein described assets were the absolute property of the said reporting entity, free and clear from any liens or claims thereon, except as herein stated, and that this statement, together with related exhibits, schedules and explanations therein contained, annexed or referred to, is a full and true statement of all the assets and liabilities and of the condition and affairs of the said reporting entity as of the reporting period stated above, and of its income and deductions therefrom for the period ended, and have been completed in accordance with the NAIC Annual Statement Instructions and Accounting Practices and Procedures manual except to the extent that: (1) state law may differ; or, (2) that state rules or regulations require differences in reporting not related to accounting practices and procedures, according to the best of their information, knowledge and belief, respectively. Furthermore, the scope of this attestation by the described officers also includes the related corresponding electronic filing with the NAIC, when required, that is an exact copy (except for formatting differences due to electronic filing) of the enclosed statement. The electronic filing may be requested by various regulators in lieu of or in addition to the enclosed statement.

Kristof Frans Rosa Terryn
President

Laura Jean Lazarczyk
Secretary
(EVP and Corporate Secretary)

Vinayak Awati
Treasurer

Subscribed and sworn to before me this
9th day of February, 2024



a. Is this an original filing? Yes [X] No []

b. If no: 1. State the amendment number _____
2. Date filed _____
3. Number of pages attached _____

Vinayak Awati signed on February 1, 2024.

ANNUAL STATEMENT FOR THE YEAR 2023 OF THE ZURICH AMERICAN INSURANCE COMPANY

ASSETS

	Current Year			Prior Year
	1 Assets	2 Nonadmitted Assets	3 Net Admitted Assets (Cols. 1 - 2)	4 Net Admitted Assets
1. Bonds (Schedule D)	14,481,089,748		14,481,089,748	15,839,158,362
2. Stocks (Schedule D):				
2.1 Preferred stocks	6,000,000	6,000,000		
2.2 Common stocks	2,486,856,125	2,076,206	2,484,779,919	2,692,685,899
3. Mortgage loans on real estate (Schedule B):				
3.1 First liens				
3.2 Other than first liens				
4. Real estate (Schedule A):				
4.1 Properties occupied by the company (less \$ encumbrances)	3,745,811		3,745,811	3,914,162
4.2 Properties held for the production of income (less \$ encumbrances)	1,251,591,090		1,251,591,090	1,281,968,645
4.3 Properties held for sale (less \$ encumbrances)				
5. Cash (\$ (135,514,100), Schedule E - Part 1), cash equivalents (\$ 699,133,103, Schedule E - Part 2) and short-term investments (\$ 7,465, Schedule DA)	563,626,469		563,626,469	388,898,122
6. Contract loans (including \$ premium notes)				
7. Derivatives (Schedule DB)	120,622		120,622	1,967,250
8. Other invested assets (Schedule BA)	1,422,095,246	9,462,819	1,412,632,427	1,396,108,895
9. Receivable for securities	43,787,095	1,611	43,785,484	94,676,365
10. Securities lending reinvested collateral assets (Schedule DL)				
11. Aggregate write-ins for invested assets	165,934,623		165,934,623	151,410,661
12. Subtotals, cash and invested assets (Lines 1 to 11)	20,424,846,830	17,540,636	20,407,306,195	21,850,788,361
13. Title plants less \$ charged off (for Title insurers only)				
14. Investment income due and accrued	129,049,901	253,137	128,796,764	127,444,286
15. Premiums and considerations:				
15.1 Uncollected premiums and agents' balances in the course of collection	2,413,485,039	190,659,526	2,222,825,513	2,045,808,652
15.2 Deferred premiums, agents' balances and installments booked but deferred and not yet due (including \$ 242,666,008 earned but unbilled premiums)	4,681,569,098	46,575,139	4,634,993,959	4,691,763,148
15.3 Accrued retrospective premiums (\$ 410,729,603) and contracts subject to redetermination (\$)	410,729,603	18,256,529	392,473,074	365,604,788
16. Reinsurance:				
16.1 Amounts recoverable from reinsurers	1,313,073,816		1,313,073,816	1,620,401,701
16.2 Funds held by or deposited with reinsured companies	1,266,900		1,266,900	569,022
16.3 Other amounts receivable under reinsurance contracts				
17. Amounts receivable relating to uninsured plans				
18.1 Current federal and foreign income tax recoverable and interest thereon	140,454,441		140,454,441	79,402,114
18.2 Net deferred tax asset	671,560,613		671,560,613	666,991,764
19. Guaranty funds receivable or on deposit	18,431,700		18,431,700	14,607,504
20. Electronic data processing equipment and software	280,707,913	280,707,913		
21. Furniture and equipment, including health care delivery assets (\$)	20,533,004	20,533,004		
22. Net adjustment in assets and liabilities due to foreign exchange rates				
23. Receivables from parent, subsidiaries and affiliates	164,494,047	1,685,599	162,808,448	141,004,670
24. Health care (\$) and other amounts receivable				
25. Aggregate write-ins for other than invested assets	886,265,414	252,444,425	633,820,989	556,891,813
26. Total assets excluding Separate Accounts, Segregated Accounts and Protected Cell Accounts (Lines 12 to 25)	31,556,468,319	828,655,909	30,727,812,410	32,161,277,824
27. From Separate Accounts, Segregated Accounts and Protected Cell Accounts				
28. Total (Lines 26 and 27)	31,556,468,319	828,655,909	30,727,812,410	32,161,277,824
DETAILS OF WRITE-INS				
1101. Employee Trust for Deferred Compensation Plan	165,934,623		165,934,623	151,410,661
1102.				
1103.				
1198. Summary of remaining write-ins for Line 11 from overflow page				
1199. Totals (Lines 1101 thru 1103 plus 1198)(Line 11 above)	165,934,623		165,934,623	151,410,661
2501. Surcharges and Other Amounts Recoverable	385,056,095	2,817,806	382,238,289	310,122,313
2502. Recoverables under High Deductible Policies	237,415,648	5,255,700	232,159,948	228,277,446
2503. Equities and Deposits	19,267,468		19,267,468	18,336,772
2598. Summary of remaining write-ins for Line 25 from overflow page	244,526,202	244,370,919	155,283	155,283
2599. Totals (Lines 2501 thru 2503 plus 2598)(Line 25 above)	886,265,414	252,444,425	633,820,989	556,891,813

ANNUAL STATEMENT FOR THE YEAR 2023 OF THE ZURICH AMERICAN INSURANCE COMPANY

LIABILITIES, SURPLUS AND OTHER FUNDS

	1 Current Year	2 Prior Year
1. Losses (Part 2A, Line 35, Column 8)	9,649,216,343	10,048,857,228
2. Reinsurance payable on paid losses and loss adjustment expenses (Schedule F, Part 1, Column 6)	2,230,946,834	2,285,499,578
3. Loss adjustment expenses (Part 2A, Line 35, Column 9)	2,375,051,771	2,211,753,693
4. Commissions payable, contingent commissions and other similar charges	207,235,278	188,064,832
5. Other expenses (excluding taxes, licenses and fees)	720,214,163	597,493,134
6. Taxes, licenses and fees (excluding federal and foreign income taxes)	205,819,314	207,149,120
7.1 Current federal and foreign income taxes (including \$ 8,398,187 on realized capital gains (losses))		
7.2 Net deferred tax liability		
8. Borrowed money \$ and interest thereon \$		
9. Unearned premiums (Part 1A, Line 38, Column 5) (after deducting unearned premiums for ceded reinsurance of \$ 1,449,207,733 and including warranty reserves of \$ 95,185,429 and accrued accident and health experience rating refunds including \$ for medical loss ratio rebate per the Public Health Service Act)	4,765,091,885	4,529,888,599
10. Advance premium		
11. Dividends declared and unpaid:		
11.1 Stockholders		
11.2 Policyholders	9,209,504	8,753,799
12. Ceded reinsurance premiums payable (net of ceding commissions)	1,822,499,716	1,878,596,336
13. Funds held by company under reinsurance treaties (Schedule F, Part 3, Column 20)	708,043,842	792,307,977
14. Amounts withheld or retained by company for account of others	281,235,453	281,534,222
15. Remittances and items not allocated	335,320,620	358,690,393
16. Provision for reinsurance (including \$ 184,793 certified) (Schedule F, Part 3, Column 78)	94,505,406	84,318,876
17. Net adjustments in assets and liabilities due to foreign exchange rates		
18. Drafts outstanding		
19. Payable to parent, subsidiaries and affiliates	550,798,074	551,050,824
20. Derivatives	9,479,437	3,427,980
21. Payable for securities	46,106,043	36,589,247
22. Payable for securities lending		
23. Liability for amounts held under uninsured plans		
24. Capital notes \$ and interest thereon \$		
25. Aggregate write-ins for liabilities	638,431,122	639,353,765
26. Total liabilities excluding protected cell liabilities (Lines 1 through 25)	24,649,204,804	24,703,329,602
27. Protected cell liabilities		
28. Total liabilities (Lines 26 and 27)	24,649,204,804	24,703,329,602
29. Aggregate write-ins for special surplus funds	4,237,000	3,404,000
30. Common capital stock	5,000,000	5,000,000
31. Preferred capital stock		
32. Aggregate write-ins for other than special surplus funds		
33. Surplus notes		
34. Gross paid in and contributed surplus	4,393,771,330	4,394,142,442
35. Unassigned funds (surplus)	1,675,599,276	3,055,401,781
36. Less treasury stock, at cost:		
36.1 shares common (value included in Line 30 \$)		
36.2 shares preferred (value included in Line 31 \$)		
37. Surplus as regards policyholders (Lines 29 to 35, less 36) (Page 4, Line 39)	6,078,607,606	7,457,948,223
38. TOTALS (Page 2, Line 28, Col. 3)	30,727,812,410	32,161,277,824
DETAILS OF WRITE-INS		
2501. Amounts Held Under High Deductible Policies	642,415,276	649,152,891
2502. Retroactive Reinsurance Reserve - Assumed	7,746,623	8,585,371
2503. Escheat Reserves	6,004,427	4,366,621
2598. Summary of remaining write-ins for Line 25 from overflow page	(17,735,205)	(22,751,118)
2599. Totals (Lines 2501 thru 2503 plus 2598)(Line 25 above)	638,431,122	639,353,765
2901. Special Surplus from Retroactive Reinsurance	4,237,000	3,404,000
2902.		
2903.		
2998. Summary of remaining write-ins for Line 29 from overflow page		
2999. Totals (Lines 2901 thru 2903 plus 2998)(Line 29 above)	4,237,000	3,404,000
3201.		
3202.		
3203.		
3298. Summary of remaining write-ins for Line 32 from overflow page		
3299. Totals (Lines 3201 thru 3203 plus 3298)(Line 32 above)		

ANNUAL STATEMENT FOR THE YEAR 2023 OF THE ZURICH AMERICAN INSURANCE COMPANY

STATEMENT OF INCOME

	1 Current Year	2 Prior Year
UNDERWRITING INCOME		
1. Premiums earned (Part 1, Line 35, Column 4).....	5,568,742,179	5,469,875,440
DEDUCTIONS:		
2. Losses incurred (Part 2, Line 35, Column 7)	3,404,608,495	3,648,139,508
3. Loss adjustment expenses incurred (Part 3, Line 25, Column 1)	873,345,208	590,208,431
4. Other underwriting expenses incurred (Part 3, Line 25, Column 2)	1,036,668,276	979,443,691
5. Aggregate write-ins for underwriting deductions		
6. Total underwriting deductions (Lines 2 through 5)	5,314,621,979	5,217,791,630
7. Net income of protected cells		
8. Net underwriting gain (loss) (Line 1 minus Line 6 plus Line 7)	254,120,200	252,083,811
INVESTMENT INCOME		
9. Net investment income earned (Exhibit of Net Investment Income, Line 17)	672,851,593	591,192,106
10. Net realized capital gains (losses) less capital gains tax of \$ (14,057,607) (Exhibit of Capital Gains (Losses))	2,218,573	11,241,894
11. Net investment gain (loss) (Lines 9 + 10)	675,070,166	602,434,000
OTHER INCOME		
12. Net gain (loss) from agents' or premium balances charged off (amount recovered \$ 35,871,827 amount charged off \$)	(35,871,827)	(5,843,605)
13. Finance and service charges not included in premiums	(7,742,269)	(8,248,157)
14. Aggregate write-ins for miscellaneous income	(210,793,090)	(97,714,983)
15. Total other income (Lines 12 through 14)	(254,407,187)	(111,806,744)
16. Net income before dividends to policyholders, after capital gains tax and before all other federal and foreign income taxes (Lines 8 + 11 + 15)	674,783,178	742,711,066
17. Dividends to policyholders	6,906,419	7,042,888
18. Net income, after dividends to policyholders, after capital gains tax and before all other federal and foreign income taxes (Line 16 minus Line 17)	667,876,759	735,668,178
19. Federal and foreign income taxes incurred	96,123,703	161,707,063
20. Net income (Line 18 minus Line 19)(to Line 22)	571,753,056	573,961,115
CAPITAL AND SURPLUS ACCOUNT		
21. Surplus as regards policyholders, December 31 prior year (Page 4, Line 39, Column 2)	7,457,948,223	7,886,395,492
22. Net income (from Line 20)	571,753,056	573,961,115
23. Net transfers (to) from Protected Cell accounts		
24. Change in net unrealized capital gains or (losses) less capital gains tax of \$ 41,706,677	105,740,668	(361,767,085)
25. Change in net unrealized foreign exchange capital gain (loss)	(9,985,688)	(12,657,611)
26. Change in net deferred income tax	46,275,526	119,679,298
27. Change in nonadmitted assets (Exhibit of Nonadmitted Assets, Line 28, Col. 3)	(21,637,955)	(7,311,959)
28. Change in provision for reinsurance (Page 3, Line 16, Column 2 minus Column 1)	(10,186,530)	5,236,075
29. Change in surplus notes		
30. Surplus (contributed to) withdrawn from protected cells		
31. Cumulative effect of changes in accounting principles		
32. Capital changes:		
32.1 Paid in		
32.2 Transferred from surplus (Stock Dividend)		
32.3 Transferred to surplus		
33. Surplus adjustments:		
33.1 Paid in	(371,112)	11,121
33.2 Transferred to capital (Stock Dividend)		
33.3 Transferred from capital		
34. Net remittances from or (to) Home Office		
35. Dividends to stockholders	(1,981,000,000)	(711,000,000)
36. Change in treasury stock (Page 3, Lines 36.1 and 36.2, Column 2 minus Column 1)		
37. Aggregate write-ins for gains and losses in surplus	(79,928,583)	(34,598,224)
38. Change in surplus as regards policyholders for the year (Lines 22 through 37)	(1,379,340,616)	(428,447,269)
39. Surplus as regards policyholders, December 31 current year (Line 21 plus Line 38) (Page 3, Line 37)	6,078,607,607	7,457,948,223
DETAILS OF WRITE-INS		
0501.		
0502.		
0503.		
0598. Summary of remaining write-ins for Line 5 from overflow page		
0599. Totals (Lines 0501 thru 0503 plus 0598)(Line 5 above)		
1401. Onerous Leases and Terminations	(137,430,567)	(2,598,329)
1402. Mass Litigation Settlement	(65,000,000)	(88,500,000)
1403. Restructuring Cost	(6,609,982)	(529,792)
1498. Summary of remaining write-ins for Line 14 from overflow page	(1,752,542)	(6,086,861)
1499. Totals (Lines 1401 thru 1403 plus 1498)(Line 14 above)	(210,793,090)	(97,714,983)
3701. Change in Liability for Unfunded Defined Benefit Plans	(74,449,434)	19,011,861
3702. SSAP 102 Overfunded Asset	(5,479,149)	(53,610,085)
3703.		
3798. Summary of remaining write-ins for Line 37 from overflow page		
3799. Totals (Lines 3701 thru 3703 plus 3798)(Line 37 above)	(79,928,583)	(34,598,224)

ANNUAL STATEMENT FOR THE YEAR 2023 OF THE ZURICH AMERICAN INSURANCE COMPANY

CASH FLOW

	1	2
	Current Year	Prior Year
Cash from Operations		
1. Premiums collected net of reinsurance	5,602,404,564	4,852,529,065
2. Net investment income	755,881,179	683,072,860
3. Miscellaneous income	(254,407,187)	(111,806,744)
4. Total (Lines 1 through 3)	6,103,878,556	5,423,795,181
5. Benefit and loss related payments	3,557,357,638	3,296,596,803
6. Net transfers to Separate Accounts, Segregated Accounts and Protected Cell Accounts		
7. Commissions, expenses paid and aggregate write-ins for deductions	1,608,680,022	1,573,841,876
8. Dividends paid to policyholders	6,450,713	6,094,832
9. Federal and foreign income taxes paid (recovered) net of \$ (18,160,017) tax on capital gains (losses)	143,118,423	271,084,670
10. Total (Lines 5 through 9)	5,315,606,796	5,147,618,182
11. Net cash from operations (Line 4 minus Line 10)	788,271,760	276,176,999
Cash from Investments		
12. Proceeds from investments sold, matured or repaid:		
12.1 Bonds	3,306,821,233	4,017,759,985
12.2 Stocks	702,375,976	1,163,750,516
12.3 Mortgage loans		
12.4 Real estate		4,291,130
12.5 Other invested assets	218,302,140	232,942,791
12.6 Net gains or (losses) on cash, cash equivalents and short-term investments	196,187	222,071
12.7 Miscellaneous proceeds	88,568,446	36,753,207
12.8 Total investment proceeds (Lines 12.1 to 12.7)	4,316,263,982	5,455,719,700
13. Cost of investments acquired (long-term only):		
13.1 Bonds	2,002,581,001	3,460,902,911
13.2 Stocks	465,963,192	1,124,715,415
13.3 Mortgage loans		
13.4 Real estate	15,044,116	138,515,374
13.5 Other invested assets	139,376,442	176,213,804
13.6 Miscellaneous applications	16,370,590	112,052,165
13.7 Total investments acquired (Lines 13.1 to 13.6)	2,639,335,340	5,012,399,669
14. Net increase/(decrease) in contract loans and premium notes		
15. Net cash from investments (Line 12.8 minus Line 13.7 minus Line 14)	1,676,928,642	443,320,032
Cash from Financing and Miscellaneous Sources		
16. Cash provided (applied):		
16.1 Surplus notes, capital notes		
16.2 Capital and paid in surplus, less treasury stock	(371,112)	11,121
16.3 Borrowed funds		
16.4 Net deposits on deposit-type contracts and other insurance liabilities		
16.5 Dividends to stockholders	1,981,000,000	711,000,000
16.6 Other cash provided (applied)	(309,100,942)	222,114,402
17. Net cash from financing and miscellaneous sources (Lines 16.1 to 16.4 minus Line 16.5 plus Line 16.6)	(2,290,472,054)	(488,874,477)
RECONCILIATION OF CASH, CASH EQUIVALENTS AND SHORT-TERM INVESTMENTS		
18. Net change in cash, cash equivalents and short-term investments (Line 11, plus Lines 15 and 17)	174,728,349	230,622,554
19. Cash, cash equivalents and short-term investments:		
19.1 Beginning of year	388,898,120	158,275,566
19.2 End of period (Line 18 plus Line 19.1)	563,626,469	388,898,120

Note: Supplemental disclosures of cash flow information for non-cash transactions:

--	--	--

ANNUAL STATEMENT FOR THE YEAR 2023 OF THE ZURICH AMERICAN INSURANCE COMPANY

UNDERWRITING AND INVESTMENT EXHIBIT

PART 1 - PREMIUMS EARNED

Line of Business	1	2	3	4
	Net Premiums Written per Column 6, Part 1B	Unearned Premiums Dec. 31 Prior Year - per Col. 3, Last Year's Part 1	Unearned Premiums Dec. 31 Current Year - per Col. 5 Part 1A	Premiums Earned During Year (Cols. 1 + 2 - 3)
1. Fire	280,434,648	254,227,517	275,917,894	258,744,271
2.1 Allied lines	289,722,014	348,012,132	337,375,531	300,358,615
2.2 Multiple peril crop	1,101,340,323	322,892,726	318,979,698	1,105,253,351
2.3 Federal flood				
2.4 Private crop	166,779,024	123,871	99,509	166,803,386
2.5 Private flood	42,338,158	50,987,915	48,900,214	44,425,858
3. Farmowners multiple peril				
4. Homeowners multiple peril	72,503,664	55,623,901	62,283,899	65,843,666
5.1 Commercial multiple peril (non-liability portion)	234,541,305	209,290,020	236,076,487	207,754,838
5.2 Commercial multiple peril (liability portion)	73,107,864	47,984,057	55,300,487	65,791,433
6. Mortgage guaranty				
8. Ocean marine	33,568,552	34,957,184	35,525,064	33,000,672
9. Inland marine	507,336,558	492,622,294	525,635,196	474,323,656
10. Financial guaranty				
11.1 Medical professional liability - occurrence	8,041			8,041
11.2 Medical professional liability - claims-made	29,762			29,762
12. Earthquake	121,301,450	108,223,529	120,515,287	109,009,692
13.1 Comprehensive (hospital and medical) individual				
13.2 Comprehensive (hospital and medical) group				
14. Credit accident and health (group and individual)				
15.1 Vision only				
15.2 Dental only				
15.3 Disability income	22	2,382	2,425	(22)
15.4 Medicare supplement				
15.5 Medicaid Title XIX				
15.6 Medicare Title XVIII				
15.7 Long-term care				
15.8 Federal employees health benefits plan				
15.9 Other health	195,360,688	(533,307)	4,410,366	190,417,015
16. Workers' compensation	790,182,751	330,837,188	340,775,392	780,244,547
17.1 Other liability - occurrence	515,519,548	458,569,839	513,497,937	460,591,451
17.2 Other liability - claims-made	252,130,601	381,633,554	351,984,087	281,780,068
17.3 Excess workers' compensation	18,916,429	13,947,889	12,801,085	20,063,233
18.1 Products liability - occurrence	38,338,000	39,498,150	45,643,032	32,193,119
18.2 Products liability - claims-made	16,262	35,407	8,838	42,831
19.1 Private passenger auto no-fault (personal injury protection)				
19.2 Other private passenger auto liability.....				
19.3 Commercial auto no-fault (personal injury protection)	(13,738)	2,765,339	3,743,136	(991,534)
19.4 Other commercial auto liability.....	491,997,850	298,497,560	352,700,220	437,795,191
21.1 Private passenger auto physical damage		(782,753)	987	(783,740)
21.2 Commercial auto physical damage	179,944,088	88,578,434	104,712,708	163,809,814
22. Aircraft (all perils)				
23. Fidelity	22,443,226	23,306,760	26,620,116	19,129,869
24. Surety	284,498,273	379,036,345	397,040,708	266,493,909
26. Burglary and theft	19,095,691	27,971,750	21,442,106	25,625,335
27. Boiler and machinery	43,157,541	50,575,437	52,283,419	41,449,559
28. Credit	45,236	1,085,711	698,951	431,997
29. International				
30. Warranty	27,098,848	85,564,004	95,185,429	17,477,424
31. Reinsurance - nonproportional assumed property				
32. Reinsurance - nonproportional assumed liability				
33. Reinsurance - nonproportional assumed financial lines				
34. Aggregate write-ins for other lines of business	2,594,894	(1,269,644)	(299,623)	1,624,873
35. TOTALS	5,804,337,573	4,104,265,189	4,339,860,583	5,568,742,179
DETAILS OF WRITE-INS				
3401. Other Miscellaneous Casualty	2,594,894	(1,269,644)	(299,623)	1,624,873
3402.				
3403.				
3498. Summary of remaining write-ins for Line 34 from overflow page				
3499. Totals (Lines 3401 thru 3403 plus 3498)(Line 34 above)	2,594,894	(1,269,644)	(299,623)	1,624,873

ANNUAL STATEMENT FOR THE YEAR 2023 OF THE ZURICH AMERICAN INSURANCE COMPANY

UNDERWRITING AND INVESTMENT EXHIBIT

PART 1A - RECAPITULATION OF ALL PREMIUMS

Line of Business	1 Amount Unearned (Running One Year or Less from Date of Policy) (a)	2 Amount Unearned (Running More Than One Year from Date of Policy) (a)	3 Earned But Unbilled Premium	4 Reserve for Rate Credits and Retrospective Adjustments Based on Experience	5 Total Reserve for Unearned Premiums Cols. 1 + 2 + 3 + 4
1. Fire	264,461,029	13,016,615	(1,559,750)		275,917,894
2.1 Allied lines	330,749,181	7,649,371	(1,023,021)		337,375,531
2.2 Multiple peril crop		318,979,698			318,979,698
2.3 Federal flood					
2.4 Private crop		99,509			99,509
2.5 Private flood	47,840,188	1,127,545	(67,518)		48,900,214
3. Farmowners multiple peril					
4. Homeowners multiple peril	59,235,110	3,401,559	(352,770)		62,283,899
5.1 Commercial multiple peril (non-liability portion)	227,347,787	9,455,496	(726,795)		236,076,487
5.2 Commercial multiple peril (liability portion)	60,044,309	859,597	(6,452,315)	848,896	55,300,487
6. Mortgage guaranty					
8. Ocean marine	31,488,915	4,036,149			35,525,064
9. Inland marine	270,022,049	269,724,914	(14,111,767)		525,635,196
10. Financial guaranty					
11.1 Medical professional liability - occurrence					
11.2 Medical professional liability - claims-made					
12. Earthquake	112,786,890	7,728,398			120,515,287
13.1 Comprehensive (hospital and medical) individual					
13.2 Comprehensive (hospital and medical) group					
14. Credit accident and health (group and individual)					
15.1 Vision only					
15.2 Dental only					
15.3 Disability income	237	2,188			2,425
15.4 Medicare supplement					
15.5 Medicaid Title XIX					
15.6 Medicare Title XVIII					
15.7 Long-term care					
15.8 Federal employees health benefits plan					
15.9 Other health	19,725,080	11,026,979	(29,029,644)	2,687,951	4,410,366
16. Workers' compensation	562,641,095	23,262,307	(78,110,732)	(167,017,278)	340,775,392
17.1 Other liability - occurrence	366,417,499	195,735,683	(33,410,807)	(15,244,438)	513,497,937
17.2 Other liability - claims-made	245,011,691	105,560,505	(619,275)	2,031,166	351,984,087
17.3 Excess workers' compensation	14,295,415	972,272	(2,466,579)	(23)	12,801,085
18.1 Products liability - occurrence	24,518,012	25,933,179	(2,573,540)	(2,234,619)	45,643,032
18.2 Products liability - claims-made	13,569		(4,340)	(391)	8,838
19.1 Private passenger auto no-fault (personal injury protection)					
19.2 Other private passenger auto liability					
19.3 Commercial auto no-fault (personal injury protection)	5,816,175	(1,692,592)	(332,437)	(48,011)	3,743,136
19.4 Other commercial auto liability	358,082,561	12,330,870	(15,729,704)	(1,983,507)	352,700,220
21.1 Private passenger auto physical damage	987				987
21.2 Commercial auto physical damage	106,571,623	3,021,918	(4,880,832)		104,712,708
22. Aircraft (all perils)					
23. Fidelity	15,443,684	11,176,433			26,620,116
24. Surety	148,773,702	299,120,338	(50,853,332)		397,040,708
26. Burglary and theft	19,535,985	1,906,121			21,442,106
27. Boiler and machinery	50,384,105	1,955,721	(56,408)		52,283,419
28. Credit	21,697	681,439	(4,185)		698,951
29. International					
30. Warranty	529,668	94,655,761			95,185,429
31. Reinsurance - nonproportional assumed property					
32. Reinsurance - nonproportional assumed liability					
33. Reinsurance - nonproportional assumed financial lines					
34. Aggregate write-ins for other lines of business	1,605,671		(300,254)	(1,605,040)	(299,623)
35. TOTALS	3,343,363,913	1,421,727,972	(242,666,008)	(182,565,294)	4,339,860,583
36. Accrued retrospective premiums based on experience					182,565,294
37. Earned but unbilled premiums					242,666,008
38. Balance (Sum of Line 35 through 37)					4,765,091,885
DETAILS OF WRITE-INS					
3401. Other Miscellaneous Casualty	1,605,671		(300,254)	(1,605,040)	(299,623)
3402.					
3403.					
3498. Summary of remaining write-ins for Line 34 from overflow page					
3499. Totals (Lines 3401 thru 3403 plus 3498)(Line 34 above)	1,605,671		(300,254)	(1,605,040)	(299,623)

(a) State here basis of computation used in each case

ANNUAL STATEMENT FOR THE YEAR 2023 OF THE ZURICH AMERICAN INSURANCE COMPANY

UNDERWRITING AND INVESTMENT EXHIBIT

PART 1B - PREMIUMS WRITTEN

Line of Business	1	Reinsurance Assumed		Reinsurance Ceded		6 Net Premiums Written Cols. 1+2+3-4-5
	Direct Business (a)	2 From Affiliates	3 From Non-Affiliates	4 To Affiliates	5 To Non-Affiliates	
1. Fire	642,629,725	278,985,711	69,571,028	522,325,823	188,425,993	280,434,648
2.1 Allied lines	937,189,235	316,163,606	21,395,189	770,482,800	214,543,216	289,722,014
2.2 Multiple peril crop		2,206,593,674		1,105,253,351		1,101,340,323
2.3 Federal flood						
2.4 Private crop		333,582,410		166,803,386		166,779,024
2.5 Private flood	135,999,143	28,617,424	14,859,073	99,811,565	37,325,918	42,338,158
3. Farmowners multiple peril						
4. Homeowners multiple peril	136,695,867	1,289,754	361,708	65,843,666		72,503,664
5.1 Commercial multiple peril (non-liability portion)	263,525,166	254,842,335	(16,634)	227,580,650	56,228,911	234,541,305
5.2 Commercial multiple peril (liability portion)	56,763,564	134,787,849		65,803,557	52,639,992	73,107,864
6. Mortgage guaranty						
8. Ocean marine	131,821,783	40,527	5,867,083	91,943,784	12,217,056	33,568,552
9. Inland marine	696,674,305	684,002,213	1,181,212	531,633,270	342,887,902	507,336,558
10. Financial guaranty						
11.1 Medical professional liability - occurrence	16,082			8,041		8,041
11.2 Medical professional liability - claims- made	11,140	95,805		29,762	47,421	29,762
12. Earthquake	221,585,871	158,840,368	22,742,405	234,682,282	47,184,912	121,301,450
13.1 Comprehensive (hospital and medical) individual						
13.2 Comprehensive (hospital and medical) group						
14. Credit accident and health (group and individual)						
15.1 Vision only						
15.2 Dental only						
15.3 Disability income				(22)		22
15.4 Medicare supplement						
15.5 Medicaid Title XIX						
15.6 Medicare Title XVIII						
15.7 Long-term care						
15.8 Federal employees health benefits plan						
15.9 Other health	303,233,465	368,470	145,610,244	196,827,763	57,023,727	195,360,688
16. Workers' compensation	1,959,476,906	770,142,633	23,881,291	786,353,472	1,176,964,606	790,182,751
17.1 Other liability - occurrence	1,167,900,675	535,483,214	1,131,105	516,930,409	672,065,036	515,519,548
17.2 Other liability - claims-made	616,997,143	185,881,834	46,988	388,353,085	162,442,280	252,130,601
17.3 Excess workers' compensation	38,280,581	874,525		20,063,234	175,443	18,916,429
18.1 Products liability - occurrence	108,887,657	29,242,138	402,799	54,899,261	45,295,333	38,338,000
18.2 Products liability - claims-made	7,022,003	15,885		6,984,857	36,769	16,262
19.1 Private passenger auto no-fault (personal injury protection)						
19.2 Other private passenger auto liability						
19.3 Commercial auto no-fault (personal injury protection)	26,240,298	(9,113,855)	146,335	(433,695)	17,720,210	(13,738)
19.4 Other commercial auto liability	1,110,477,050	281,059,225	12,398,729	457,027,278	454,909,875	491,997,850
21.1 Private passenger auto physical damage						
21.2 Commercial auto physical damage	421,889,992	100,138,610	2,361,424	168,307,839	176,138,098	179,944,088
22. Aircraft (all perils)						
23. Fidelity	28,797,796	21,232,019	540	21,412,160	6,174,968	22,443,226
24. Surety	54,778,765	492,377,404	3,581,477	268,643,435	(2,404,062)	284,498,273
26. Burglary and theft	14,025,975	36,850,239	19,422	27,559,229	4,240,715	19,095,691
27. Boiler and machinery	169,644,397	27,030,754	24,643,885	137,664,454	40,497,040	43,157,541
28. Credit	36,579	434,375		431,997	(6,279)	45,236
29. International						
30. Warranty	100,567	44,524,112		17,525,487	344	27,098,848
31. Reinsurance - nonproportional assumed property	XXX					
32. Reinsurance - nonproportional assumed liability	XXX					
33. Reinsurance - nonproportional assumed financial lines	XXX					
34. Aggregate write-ins for other lines of business	4,473,206	(253,439)		1,624,873		2,594,894
35. TOTALS	9,255,174,934	6,914,129,816	350,185,302	6,952,377,053	3,762,775,426	5,804,337,573
DETAILS OF WRITE-INS						
3401. Other Miscellaneous Casualty		(253,439)		40,978		(294,417)
3402. Tuition Reimbursement	4,473,206			1,583,895		2,889,311
3403.						
3498. Summary of remaining write-ins for Line 34 from overflow page						
3499. Totals (Lines 3401 thru 3403 plus 3498)(Line 34 above)	4,473,206	(253,439)		1,624,873		2,594,894

(a) Does the company's direct premiums written include premiums recorded on an installment basis? Yes [] No [X]

If yes: 1. The amount of such installment premiums \$

2. Amount at which such installment premiums would have been reported had they been reported on an annualized basis \$

ANNUAL STATEMENT FOR THE YEAR 2023 OF THE ZURICH AMERICAN INSURANCE COMPANY

UNDERWRITING AND INVESTMENT EXHIBIT

PART 2 - LOSSES PAID AND INCURRED

Line of Business	Losses Paid Less Salvage				5 Net Losses Unpaid Current Year (Part 2A, Col. 8)	6 Net Losses Unpaid Prior Year	7 Losses Incurred Current Year (Cols. 4 + 5 - 6)	8 Percentage of Losses Incurred (Col. 7, Part 2) to Premiums Earned (Col. 4, Part 1)
	1 Direct Business	2 Reinsurance Assumed	3 Reinsurance Recovered	4 Net Payments (Cols. 1 + 2 - 3)				
1. Fire	344,982,089	164,996,328	386,498,239	123,480,177	118,425,990	158,143,690	83,762,478	32.4
2.1 Allied lines	603,410,968	289,787,431	636,782,990	256,415,409	269,182,925	274,909,723	250,688,610	83.5
2.2 Multiple peril crop		1,988,055,546	994,026,162	994,029,384	116,149,444	166,639,878	943,538,950	85.4
2.3 Federal flood								
2.4 Private crop		366,095,505	183,047,752	183,047,752	43,999,223	37,297,540	189,749,436	113.8
2.5 Private flood	20,743,724	12,130,613	24,454,137	8,420,199	4,766,148	36,207,763	(23,021,415)	(51.8)
3. Farmowners multiple peril								
4. Homeowners multiple peril	84,658,183	961,126	42,809,655	42,809,654	20,072,726	23,130,999	39,751,382	60.4
5.1 Commercial multiple peril (non-liability portion)	121,476,436	164,030,674	167,426,629	118,080,481	76,947,848	91,681,273	103,347,056	49.7
5.2 Commercial multiple peril (liability portion)	50,030,725	71,088,140	65,603,694	55,515,171	163,212,565	196,103,659	22,624,076	34.4
6. Mortgage guaranty								
8. Ocean marine	56,061,860	4,617,618	42,658,231	18,021,248	22,796,965	27,503,902	13,314,310	40.3
9. Inland marine	240,814,661	180,364,985	246,657,027	174,522,619	122,327,743	113,899,325	182,951,038	38.6
10. Financial guaranty								
11.1 Medical professional liability - occurrence	708,737		164,547	544,190	2,276,836	1,120,511	1,700,515	21,148.7
11.2 Medical professional liability - claims-made	(23,831)	134,774,318	68,975,002	65,775,485	236,800,682	217,748,696	84,827,471	285,023.7
12. Earthquake	104,459	3,378,147	1,808,968	1,673,639	219,295	1,998,625	(105,691)	(0.1)
13.1 Comprehensive (hospital and medical) individual								
13.2 Comprehensive (hospital and medical) group								
14. Credit accident and health (group and individual)								
15.1 Vision only								
15.2 Dental only								
15.3 Disability income					219	222	(3)	12.3
15.4 Medicare supplement								
15.5 Medicaid Title XIX								
15.6 Medicare Title XVIII								
15.7 Long-term care								
15.8 Federal employees health benefits plan								
15.9 Other health	148,247,450	91,835,622	130,001,248	110,081,824	99,687,423	83,003,691	126,765,557	66.6
16. Workers' compensation	930,924,175	338,489,417	878,436,218	390,977,374	3,935,635,073	4,181,166,617	145,445,829	18.6
17.1 Other liability - occurrence	761,344,660	527,372,425	765,122,944	523,594,142	2,163,976,529	2,256,576,321	430,994,350	93.6
17.2 Other liability - claims-made	408,940,439	156,761,386	348,203,073	217,498,752	852,046,098	875,157,697	194,387,153	69.0
17.3 Excess workers' compensation	7,564,977	321,895	3,119,415	4,767,457	245,210,564	262,402,931	(12,424,910)	(61.9)
18.1 Products liability - occurrence	36,982,173	52,589,668	54,634,669	34,937,172	191,861,666	193,668,970	33,129,869	102.9
18.2 Products liability - claims-made	20,839	1,585,429	813,553	792,714	1,128,198	2,012,383	(91,471)	(213.6)
19.1 Private passenger auto no-fault (personal injury protection)	(95,860)		12,230	(108,089)	1,556,318	1,079,514	368,714	
19.2 Other private passenger auto liability	158,157	103,667	136,393	125,431	488,422	19,549	594,305	
19.3 Commercial auto no-fault (personal injury protection)	3,005,293	3,339,123	4,625,568	1,718,848	8,315,631	5,931,600	4,102,880	(413.8)
19.4 Other commercial auto liability	772,235,544	152,200,855	620,450,769	303,985,631	825,853,972	691,529,442	438,310,161	100.1
21.1 Private passenger auto physical damage	682,498	122,431	402,464	402,464	10,642		413,107	(52.7)
21.2 Commercial auto physical damage	317,046,258	67,712,358	270,002,481	114,756,135	21,983,085	16,830,091	119,909,129	73.2
22. Aircraft (all perils)	48,662	5,901	11,918	42,645	286,022	288,315	40,352	
23. Fidelity	25,911,307	2,823,903	18,033,302	10,701,908	15,594,749	22,346,372	3,950,285	20.6
24. Surety		85,532,752	42,797,320	42,735,432	26,265,545	57,907,105	11,093,872	4.2
26. Burglary and theft	167,314	72,754	122,480	117,589	25,681,020	14,966,757	10,831,853	42.3
27. Boiler and machinery	4,261,626	2,080,975	4,338,066	2,004,535	5,795,831	6,029,312	1,771,054	4.3
28. Credit		(4,662,833)	(2,331,417)	(2,331,417)	12,464,373	13,793,295	(3,660,339)	(847.3)
29. International								
30. Warranty	93,149	9,799,384	4,992,841	4,899,692	15,149,596	14,797,225	5,252,063	30.1
31. Reinsurance - nonproportional assumed property	XXX							
32. Reinsurance - nonproportional assumed liability	XXX							
33. Reinsurance - nonproportional assumed financial lines	XXX							
34. Aggregate write-ins for other lines of business	369,733	57,731	213,732	213,732	3,046,975	2,964,237	296,471	18.2
35. TOTALS	4,940,876,405	4,868,425,274	6,005,052,300	3,804,249,380	9,649,216,343	10,048,857,228	3,404,608,495	61.1
DETAILS OF WRITE-INS								
3401. Other Miscellaneous Casualty		57,731	28,866	28,866	2,517,793	2,964,237	(417,578)	(31.5)
3402. Tuition Reimbursement	369,733		184,866	184,866	529,182		714,048	
3403.								
3498. Summary of remaining write-ins for Line 34 from overflow page								
3499. Totals (Lines 3401 thru 3403 plus 3498)(Line 34 above)	369,733	57,731	213,732	213,732	3,046,975	2,964,237	296,471	18.2

ANNUAL STATEMENT FOR THE YEAR 2023 OF THE ZURICH AMERICAN INSURANCE COMPANY

UNDERWRITING AND INVESTMENT EXHIBIT

PART 2A - UNPAID LOSSES AND LOSS ADJUSTMENT EXPENSES

Line of Business	Reported Losses				Incurred But Not Reported			8 Net Losses Unpaid (Cols. 4 + 5 + 6 - 7)	9 Net Unpaid Loss Adjustment Expenses
	1 Direct	2 Reinsurance Assumed	3 Deduct Reinsurance Recoverable	4 Net Losses Excl. Incurred But Not Reported (Cols. 1 + 2 - 3)	5 Direct	6 Reinsurance Assumed	7 Reinsurance Ceded		
1. Fire	248,635,065	137,203,267	287,078,613	98,759,719	63,830,315	33,473,288	77,637,331	118,425,990	16,272,752
2.1 Allied lines	509,421,124	282,940,769	578,251,004	214,110,890	114,819,546	81,984,201	141,731,712	269,182,925	38,676,252
2.2 Multiple peril crop		(753,722)	694,273	(1,447,994)		235,194,877	117,597,439	116,149,444	23,500,000
2.3 Federal flood									
2.4 Private crop						87,998,446	43,999,223	43,999,223	
2.5 Private flood	79,291,665	5,258,063	83,167,312	1,382,416	18,718,723	4,685,277	20,020,268	4,766,148	1,422,542
3. Farmowners multiple peril									
4. Homeowners multiple peril	16,351,208	370,589	8,360,898	8,360,898	25,469,966	260,766	14,018,904	20,072,726	1,626,867
5.1 Commercial multiple peril (non-liability portion)	70,160,752	81,093,135	98,858,310	52,395,577	31,139,603	84,144,449	90,731,781	76,947,848	18,790,309
5.2 Commercial multiple peril (liability portion)	72,998,195	66,046,604	75,766,906	63,277,893	109,583,650	165,575,375	175,224,354	163,212,565	75,972,874
6. Mortgage guaranty									
8. Ocean marine	61,169,069	3,338,370	45,432,787	19,074,652	15,134,215	800,475	12,212,378	22,796,965	3,247,893
9. Inland marine	144,968,614	57,186,953	126,260,774	75,894,793	91,511,090	33,377,848	78,455,988	122,327,743	18,458,948
10. Financial guaranty									
11.1 Medical professional liability - occurrence	865,710	301	448,648	417,362	378,658	3,227,690	1,746,874	2,276,836	456,508
11.2 Medical professional liability - claims-made	29,753,684	250,795,739	149,236,054	131,313,369	17,456,166	216,924,676	128,893,529	236,800,682	39,719,216
12. Earthquake	400,001	52,927	237,067	215,861	219,829	6,784	223,179	219,295	71,951
13.1 Comprehensive (hospital and medical) individual								(a)	
13.2 Comprehensive (hospital and medical) group								(a)	
14. Credit accident and health (group and individual)									
15.1 Vision only								(a)	
15.2 Dental only								(a)	
15.3 Disability income					437		218	(a)	92
15.4 Medicare supplement								(a)	
15.5 Medicaid Title XIX								(a)	
15.6 Medicare Title XVIII								(a)	
15.7 Long-term care								(a)	
15.8 Federal employees health benefits plan								(a)	
15.9 Other health	78,912,405	15,765,055	50,874,710	43,802,751	77,916,979	46,328,535	68,360,841	99,687,423	7,809,368
16. Workers' compensation	2,637,435,961	1,530,300,360	2,142,531,756	2,025,204,565	2,479,881,215	1,885,124,004	2,454,574,711	3,935,635,073	1,045,689,159
17.1 Other liability - occurrence	1,237,835,652	726,666,600	1,313,936,785	650,565,467	2,531,916,934	1,488,688,681	2,507,194,553	2,163,976,529	567,412,953
17.2 Other liability - claims-made	543,948,881	285,217,882	508,721,869	320,444,834	1,228,228,834	367,512,943	1,064,140,572	852,046,098	159,053,741
17.3 Excess workers' compensation	177,055,739	660,000	73,956,821	103,758,918	262,702,611	3,240,264	124,491,229	245,210,564	73,252,306
18.1 Products liability - occurrence	239,492,715	127,013,793	289,497,584	77,008,924	160,103,360	180,386,909	225,637,527	191,861,666	51,693,048
18.2 Products liability - claims-made	2,937,032	83,793	2,978,928	41,896	16,561,499	1,735,174	17,210,371	1,128,198	912,272
19.1 Private passenger auto no-fault (personal injury protection)	1,796,895		240,577	1,556,318				1,556,318	60,171
19.2 Other private passenger auto liability	56,725	192,503	134,210	115,018	22,881	731,470	380,946	488,422	118,976
19.3 Commercial auto no-fault (personal injury protection)	14,046,878	(201,607)	17,311,269	(3,465,998)	25,743,910	6,017,794	19,980,074	8,315,631	3,722,096
19.4 Other commercial auto liability	647,582,629	163,878,921	527,180,323	284,281,227	1,359,351,892	237,888,033	1,055,667,179	825,853,972	180,997,613
21.1 Private passenger auto physical damage		21,285	10,642					10,642	495
21.2 Commercial auto physical damage	43,493,404	12,367,416	36,790,357	19,070,464	13,705,100	(1,526,634)	9,265,845	21,983,085	1,444,265
22. Aircraft (all perils)	567,499	66,615	424,750	209,365	299,627	113,947	336,917	286,022	
23. Fidelity	7,912,191	10,922,902	10,349,785	8,485,309	9,890,704	7,766,458	10,547,722	15,594,749	1,640,573
24. Surety	226,992	43,138,540	22,130,352	21,235,180	5,179,334	5,204,864	5,353,834	26,265,545	30,903,783
26. Burglary and theft	678,776	44,839	470,767	252,847	9,334,495	45,566,739	29,473,061	25,681,020	6,700,131
27. Boiler and machinery	177,230	1,118,433	753,134	542,530	16,695,744	5,365,470	16,807,912	5,795,831	1,171,761
28. Credit	1	380,856	126,086	254,771	10,448,041	21,667,227	19,905,666	12,464,373	1,383,809
29. International									
30. Warranty		1,058,951	559,580	499,371		29,301,205	14,650,980	15,149,596	1,493,979
31. Reinsurance - nonproportional assumed property	XXX				XXX				
32. Reinsurance - nonproportional assumed liability	XXX				XXX				
33. Reinsurance - nonproportional assumed financial lines	XXX				XXX				
34. Aggregate write-ins for other lines of business	145,680		72,840	72,840	1,351,425	4,596,846	2,974,136	3,046,975	1,375,069
35. TOTALS	6,868,318,373	3,802,230,131	6,452,845,770	4,217,702,735	8,697,596,783	5,283,364,082	8,549,447,257	9,649,216,343	2,375,051,771
DETAILS OF WRITE-INS									
3401. Other Miscellaneous Casualty					438,741	4,596,846	2,517,793	2,517,793	1,245,724
3402. Tuition Reimbursement	145,680		72,840	72,840	912,684		456,342	529,182	129,345
3403.									
3498. Summary of remaining write-ins for Line 34 from overflow page									
3499. Totals (Lines 3401 thru 3403 plus 3498)(Line 34 above)	145,680		72,840	72,840	1,351,425	4,596,846	2,974,136	3,046,975	1,375,069

(a) Including \$ for present value of life indemnity claims reported in Lines 13 and 15.

ANNUAL STATEMENT FOR THE YEAR 2023 OF THE ZURICH AMERICAN INSURANCE COMPANY

UNDERWRITING AND INVESTMENT EXHIBIT

PART 3 - EXPENSES

	1	2	3	4
	Loss Adjustment Expenses	Other Underwriting Expenses	Investment Expenses	Total
1. Claim adjustment services:				
1.1 Direct	860,745,620			860,745,620
1.2 Reinsurance assumed	413,473,566			413,473,566
1.3 Reinsurance ceded	831,039,090			831,039,090
1.4 Net claim adjustment service (1.1 + 1.2 - 1.3)	443,180,095			443,180,095
2. Commission and brokerage:				
2.1 Direct excluding contingent		741,881,407		741,881,407
2.2 Reinsurance assumed, excluding contingent		808,127,913		808,127,913
2.3 Reinsurance ceded, excluding contingent		2,189,933,922		2,189,933,922
2.4 Contingent - direct		123,028,655		123,028,655
2.5 Contingent - reinsurance assumed		67,994,493		67,994,493
2.6 Contingent - reinsurance ceded				
2.7 Policy and membership fees				
2.8 Net commission and brokerage (2.1 + 2.2 - 2.3 + 2.4 + 2.5 - 2.6 + 2.7) ..		(448,901,453)		(448,901,453)
3. Allowances to managers and agents		1,113,796		1,113,796
4. Advertising		29,645,667		29,645,667
5. Boards, bureaus and associations		33,105,983		33,105,983
6. Surveys and underwriting reports		3,308,553		3,308,553
7. Audit of assureds' records				
8. Salary and related items:				
8.1 Salaries	424,434,142	675,929,658		1,100,363,801
8.2 Payroll taxes	29,786,526	43,913,387		73,699,913
9. Employee relations and welfare	88,621,948	134,650,876		223,272,824
10. Insurance	52,753	9,746,251		9,799,005
11. Directors' fees		283,534		283,534
12. Travel and travel items	13,215,659	25,992,543		39,208,203
13. Rent and rent items	54,242	52,926,804		52,981,047
14. Equipment	2,710,162	244,018,440		246,728,602
15. Cost or depreciation of EDP equipment and software		49,425,844		49,425,844
16. Printing and stationery	649,217	2,537,114		3,186,330
17. Postage, telephone and telegraph, exchange and express	2,539,339	11,249,123		13,788,462
18. Legal and auditing	26,834,753	9,937,350	47,005,683	83,777,786
19. Totals (Lines 3 to 18)	588,898,742	1,327,784,924	47,005,683	1,963,689,349
20. Taxes, licenses and fees:				
20.1 State and local insurance taxes deducting guaranty association credits of \$		334,861,559		334,861,559
20.2 Insurance department licenses and fees		22,333,675		22,333,675
20.3 Gross guaranty association assessments				
20.4 All other (excluding federal and foreign income and real estate)		9,348,611		9,348,611
20.5 Total taxes, licenses and fees (20.1 + 20.2 + 20.3 + 20.4)		366,543,846		366,543,846
21. Real estate expenses			28,328,472	28,328,472
22. Real estate taxes			16,140,378	16,140,378
23. Reimbursements by uninsured plans				
24. Aggregate write-ins for miscellaneous expenses	(158,733,629)	(208,759,040)	558,257	(366,934,413)
25. Total expenses incurred	873,345,208	1,036,668,276	92,032,789	(a) 2,002,046,273
26. Less unpaid expenses - current year	2,375,051,771	1,117,426,110	15,842,645	3,508,320,526
27. Add unpaid expenses - prior year	2,211,753,693	975,566,529	17,140,557	3,204,460,778
28. Amounts receivable relating to uninsured plans, prior year				
29. Amounts receivable relating to uninsured plans, current year				
30. TOTAL EXPENSES PAID (Lines 25 - 26 + 27 - 28 + 29)	710,047,131	894,808,695	93,330,701	1,698,186,526
DETAILS OF WRITE-INS				
2401. All Other	(161,715,666)	(242,234,890)	177,224	(403,773,332)
2402. Outside Data Processing	2,981,633	33,041,270		36,022,903
2403. Donations	404	434,580		434,983
2498. Summary of remaining write-ins for Line 24 from overflow page			381,033	381,033
2499. Totals (Lines 2401 thru 2403 plus 2498)(Line 24 above)	(158,733,629)	(208,759,040)	558,257	(366,934,413)

(a) Includes management fees of \$ to affiliates and \$ to non-affiliates.

ANNUAL STATEMENT FOR THE YEAR 2023 OF THE ZURICH AMERICAN INSURANCE COMPANY

EXHIBIT OF NET INVESTMENT INCOME

	1 Collected During Year	2 Earned During Year
1. U.S. Government bonds	(a) 82,370,487	82,220,927
1.1 Bonds exempt from U.S. tax	(a) 93,510,549	90,850,672
1.2 Other bonds (unaffiliated)	(a) 363,110,989	364,205,812
1.3 Bonds of affiliates	(a)	
2.1 Preferred stocks (unaffiliated)	(b)	
2.11 Preferred stocks of affiliates	(b)	
2.2 Common stocks (unaffiliated)	28,044,359	27,794,019
2.21 Common stocks of affiliates	60,000,000	60,000,000
3. Mortgage loans	(c)	
4. Real estate	(d) 114,193,600	113,659,426
5. Contract loans		
6. Cash, cash equivalents and short-term investments	(e) 37,513,390	41,146,500
7. Derivative instruments	(f)	
8. Other invested assets	24,500,475	24,500,475
9. Aggregate write-ins for investment income	5,785,886	6,096,574
10. Total gross investment income	809,029,736	810,474,404
11. Investment expenses		(g) 75,892,412
12. Investment taxes, licenses and fees, excluding federal income taxes		(g) 16,140,378
13. Interest expense		(h)
14. Depreciation on real estate and other invested assets		(i) 45,590,022
15. Aggregate write-ins for deductions from investment income		
16. Total deductions (Lines 11 through 15)		137,622,811
17. Net investment income (Line 10 minus Line 16)		672,851,593
DETAILS OF WRITE-INS		
0901. Misc Inc	1,508,706	1,508,706
0902. Employee Trust Deferred Compensation Plan	4,277,180	4,587,868
0903.		
0998. Summary of remaining write-ins for Line 9 from overflow page		
0999. Totals (Lines 0901 thru 0903 plus 0998) (Line 9, above)	5,785,886	6,096,574
1501.		
1502.		
1503.		
1598. Summary of remaining write-ins for Line 15 from overflow page		
1599. Totals (Lines 1501 thru 1503 plus 1598) (Line 15, above)		

- (a) Includes \$ 21,496,220 accrual of discount less \$ 62,317,467 amortization of premium and less \$ 5,418,223 paid for accrued interest on purchases.
- (b) Includes \$ accrual of discount less \$ amortization of premium and less \$ paid for accrued dividends on purchases.
- (c) Includes \$ accrual of discount less \$ amortization of premium and less \$ paid for accrued interest on purchases.
- (d) Includes \$ for company's occupancy of its own buildings; and excludes \$ interest on encumbrances.
- (e) Includes \$ 5,481,259 accrual of discount less \$ 1,457 amortization of premium and less \$ 799,545 paid for accrued interest on purchases.
- (f) Includes \$ accrual of discount less \$ amortization of premium.
- (g) Includes \$ investment expenses and \$ investment taxes, licenses and fees, excluding federal income taxes, attributable to segregated and Separate Accounts.
- (h) Includes \$ interest on surplus notes and \$ interest on capital notes.
- (i) Includes \$ 45,590,022 depreciation on real estate and \$ depreciation on other invested assets.

EXHIBIT OF CAPITAL GAINS (LOSSES)

	1	2	3	4	5
	Realized Gain (Loss) On Sales or Maturity	Other Realized Adjustments	Total Realized Capital Gain (Loss) (Columns 1 + 2)	Change in Unrealized Capital Gain (Loss)	Change in Unrealized Foreign Exchange Capital Gain (Loss)
1. U.S. Government bonds	(2,338,185)		(2,338,185)		
1.1 Bonds exempt from U.S. tax	(5,580,031)		(5,580,031)	39,568	
1.2 Other bonds (unaffiliated)	(52,682,833)	(20,673,477)	(73,356,310)	67,739,191	
1.3 Bonds of affiliates					
2.1 Preferred stocks (unaffiliated)					
2.11 Preferred stocks of affiliates					
2.2 Common stocks (unaffiliated)	(1,367,645)	(7,747,852)	(9,115,497)	103,499,129	(2,110,565)
2.21 Common stocks of affiliates		(1,627,310)	(1,627,310)	(62,062,400)	
3. Mortgage loans					
4. Real estate					
5. Contract loans					
6. Cash, cash equivalents and short-term investments	178,211		178,211	17,729	
7. Derivative instruments	24,156,489		24,156,489	902,482	(8,800,565)
8. Other invested assets	63,030,331	(7,066,862)	55,963,469	37,233,349	4,613
9. Aggregate write-ins for capital gains (losses)	(119,903)		(119,903)	78,300	
10. Total capital gains (losses)	25,276,434	(37,115,501)	(11,839,067)	147,447,347	(10,906,517)
DETAILS OF WRITE-INS					
0901. Employee Trust Deferred Compensation Plan	(119,903)		(119,903)	78,300	
0902.					
0903.					
0998. Summary of remaining write-ins for Line 9 from overflow page					
0999. Totals (Lines 0901 thru 0903 plus 0998) (Line 9, above)	(119,903)		(119,903)	78,300	

ANNUAL STATEMENT FOR THE YEAR 2023 OF THE ZURICH AMERICAN INSURANCE COMPANY

EXHIBIT OF NON-ADMITTED ASSETS

	1	2	3
	Current Year Total Nonadmitted Assets	Prior Year Total Nonadmitted Assets	Change in Total Nonadmitted Assets (Col. 2 - Col. 1)
1. Bonds (Schedule D)			
2. Stocks (Schedule D):			
2.1 Preferred stocks	6,000,000	6,000,000	
2.2 Common stocks	2,076,206	1,999,659	(76,548)
3. Mortgage loans on real estate (Schedule B):			
3.1 First liens			
3.2 Other than first liens.....			
4. Real estate (Schedule A):			
4.1 Properties occupied by the company			
4.2 Properties held for the production of income.....			
4.3 Properties held for sale			
5. Cash (Schedule E - Part 1), cash equivalents (Schedule E - Part 2) and short-term investments (Schedule DA)			
6. Contract loans			
7. Derivatives (Schedule DB)			
8. Other invested assets (Schedule BA)	9,462,819	11,710,619	2,247,800
9. Receivables for securities	1,611	261,715	260,104
10. Securities lending reinvested collateral assets (Schedule DL)			
11. Aggregate write-ins for invested assets			
12. Subtotals, cash and invested assets (Lines 1 to 11)	17,540,636	19,971,993	2,431,357
13. Title plants (for Title insurers only)			
14. Investment income due and accrued	253,137	160,947	(92,190)
15. Premiums and considerations:			
15.1 Uncollected premiums and agents' balances in the course of collection	190,659,526	198,439,382	7,779,856
15.2 Deferred premiums, agents' balances and installments booked but deferred and not yet due ..	46,575,139	40,438,928	(6,136,211)
15.3 Accrued retrospective premiums and contracts subject to redetermination	18,256,529	18,044,658	(211,872)
16. Reinsurance:			
16.1 Amounts recoverable from reinsurers			
16.2 Funds held by or deposited with reinsured companies			
16.3 Other amounts receivable under reinsurance contracts			
17. Amounts receivable relating to uninsured plans			
18.1 Current federal and foreign income tax recoverable and interest thereon			
18.2 Net deferred tax asset			
19. Guaranty funds receivable or on deposit			
20. Electronic data processing equipment and software	280,707,913	257,326,583	(23,381,330)
21. Furniture and equipment, including health care delivery assets	20,533,004	23,915,997	3,382,993
22. Net adjustment in assets and liabilities due to foreign exchange rates			
23. Receivables from parent, subsidiaries and affiliates	1,685,599	1,868,896	183,297
24. Health care and other amounts receivable			
25. Aggregate write-ins for other than invested assets	252,444,425	246,850,570	(5,593,855)
26. Total assets excluding Separate Accounts, Segregated Accounts and Protected Cell Accounts (Lines 12 to 25)	828,655,909	807,017,953	(21,637,955)
27. From Separate Accounts, Segregated Accounts and Protected Cell Accounts			
28. Total (Lines 26 and 27)	828,655,909	807,017,953	(21,637,955)
DETAILS OF WRITE-INS			
1101.			
1102.			
1103.			
1198. Summary of remaining write-ins for Line 11 from overflow page			
1199. Totals (Lines 1101 thru 1103 plus 1198)(Line 11 above)			
2501. Overfunded Plan Asset SSAP 102	(87,354,689)	(12,905,255)	74,449,434
2502. Prepaid Benefit Expense	212,360,351	203,614,455	(8,745,896)
2503. Prepaid Expenses	88,033,484	28,414,404	(59,619,080)
2598. Summary of remaining write-ins for Line 25 from overflow page	39,405,278	27,726,966	(11,678,313)
2599. Totals (Lines 2501 thru 2503 plus 2598)(Line 25 above)	252,444,425	246,850,570	(5,593,855)

Notes to the Financial Statements

1. Summary of Significant Accounting Policies and Going Concern

A. Accounting Practices

The accompanying financial statements of Zurich American Insurance Company (ZAIC or the Company) have been prepared in conformity with the National Association of Insurance Commissioners' Accounting Practices and Procedures Manual (NAIC SAP) and in conformity with accounting practices prescribed or permitted by the New York State Department of Financial Services (the Department).

A reconciliation of the Company's net income and capital and surplus between NAIC SAP and practices prescribed and permitted by the State of New York are shown below:

	SSAP #	F/S Page	F/S Line #	2023	2022
Net Income					
(1) State basis (Page 4, Line 20, Columns 1 & 2)	XXX	XXX	XXX	\$ 571,753,056	\$ 573,961,114
(2) State prescribed practices that are an increase / (decrease) from NAIC SAP:					
(3) State permitted practices that are an increase / (decrease) from NAIC SAP:					
(4) NAIC SAP (1-2-3=4)	XXX	XXX	XXX	<u>\$ 571,753,056</u>	<u>\$ 573,961,114</u>
Surplus					
(5) State basis (Page 3, Line 37, Columns 1 & 2)	XXX	XXX	XXX	\$ 6,078,607,606	\$ 7,457,948,223
(6) State prescribed practices that are an increase / (decrease) from NAIC SAP:					
(7) State permitted practices that are an increase / (decrease) from NAIC SAP:					
(8) NAIC SAP (5-6-7=8)	XXX	XXX	XXX	<u>\$ 6,078,607,606</u>	<u>\$ 7,457,948,223</u>

B. Use of Estimates in the Preparation of the Financial Statements

The preparation of financial statements in conformity with Annual Statement instructions and NAIC SAP requires management to make estimates and assumptions that affect the reported amounts of assets and liabilities. It also requires disclosure of contingent assets and liabilities at the date of the financial statements and the reported amounts of revenue and expenses during the period. Actual results could differ from those estimates.

As discussed further below, significant estimates and assumptions affect various provisions including loss reserves. The liabilities for loss and loss adjustment expenses, although supported by actuarial analysis and other data, are ultimately based on management's reasoned expectations of future events.

C. Accounting Policy

Premiums are primarily earned on a daily prorata basis over the term of the policies and are net of reinsurance placed with reinsurers. Unearned premium reserves are established to cover the unexpired portion of premiums written and are stated after deductions for related reinsurance amounts. Such reserves are computed on a prorata basis for direct business and are based on reports received from ceding companies for reinsurance. Policy acquisition costs such as commissions, premium taxes, and other underwriting and agency expenses are charged to income as incurred.

The Company provides a liability for losses based upon aggregate case-basis estimates for losses reported, estimates received from ceding reinsurers, and estimates of incurred but not reported (IBNR) losses related to direct and assumed business, less reinsured amounts. Reserves for unreported losses are established using various statistical and actuarial techniques reflecting historical patterns of development of paid and reported losses adjusted for current trends. Certain liabilities for unpaid losses related to workers' compensation pension cases and long-term disability losses are discounted to present value.

Because the ultimate settlement of claims is subject to future events, no single loss or loss adjustment expense (LAE) reserve can be considered accurate with certainty. The Company's analysis of the reasonableness of loss or LAE reserve estimates includes an analysis of the amount of variability in the estimate. The Company develops its estimate considering a range of reserve estimates bounded by a high and a low estimate. The high and low ends of the range do not correspond to an absolute best-and-worst case scenario of ultimate settlements because such estimates may be the result of unlikely assumptions. Management's best estimate therefore does not include the set of all possible outcomes but only those outcomes that are considered reasonable. The Company provides a liability for loss adjustment expenses by estimating future expenses to be incurred in settlement of the claims provided for in the liability for losses, which is stated after deduction for ceded reinsurance. Changes to previous estimates for loss and LAE reserves are reflected in the current year's underwriting results.

The Company reflects its liability for losses net of anticipated salvage and subrogation recoveries. Salvage and subrogation received and changes in estimates of future recoveries are reflected in the current year's underwriting results.

To manage exposures to large property-casualty losses, the Company utilizes a variety of reinsurance agreements including, (i) facultative reinsurance, in which reinsurance is provided for all or a portion of the insurance provided by a single policy; (ii) treaty reinsurance, in which reinsurance is provided for a specified type or category of risks; (iii) catastrophe reinsurance, in which the ceding company is indemnified for an amount of loss in excess of a specified retention with respect to losses resulting from a catastrophic event; and (iv) aggregate excess of loss reinsurance, in which the ceding company is indemnified against additional covered loss and LAE in excess of a pre-defined loss ratio or loss retention for each accident year, as specified in the reinsurance agreements.

Realized gains or losses on the sale of investments, the recognition of other-than-temporary decline in value or circumstances where the Company has made a decision to sell a security at an amount below its carrying value, are determined on the basis of specific identification of the acquisition lots of the respective investment sold, written down or expected to be sold, and are reflected as a component of income. In the case of realized gains or losses on the sale of investments, the amount is reflected as a component of income, net of tax. Unrealized gains or losses on changes in the fair value of investments are credited or charged to unassigned surplus, net of deferred taxes.

The Company does not accrue interest income on fixed income securities where the securities are deemed to be impaired on an other-than-temporary basis and where a determination is made that the likelihood of collection of such interest is doubtful.

Assets included in the statutory statement of admitted assets, liabilities and surplus are at admitted asset value. Non-admitted assets, principally deferred tax assets, prepaid assets, agents' balances over 90-days past due, computer software, electronic data processing equipment and software, 10% of unsecured accrued retrospective premiums, and preferred stock, are excluded from total assets and are reflected as a charge against surplus.

In addition, the Company uses the following accounting policies:

Notes to the Financial Statements

1. Summary of Significant Accounting Policies and Going Concern (Continued)

- (1) Short-term investments are stated at amortized cost.
- (2) Bonds not backed by other loans are stated at amortized cost except for bonds rated NAIC 3 or below, which are stated at the lower of amortized cost or fair value. The amortized cost of bonds, which is determined using the interest method, is adjusted for amortization of premium and accretion of discount using a level effective yield to maturity. Such amortization or accretion is included in investment income. Bonds that are classified as non-investment grade where it is determined that the collection of all contractual cash flows is not probable, are written down to the current market value and the difference is recorded as a realized loss.
- (3) Investments in unaffiliated common stocks are generally carried at fair market value, with the unrealized gains or losses reflected in unassigned surplus. The cost basis of common stocks are written down to market value and recorded as a realized loss when market value has been significantly below cost for an extended length of time and a determination is made that the financial condition or future prospects of the investee has deteriorated such that the decline in value is considered other-than-temporary. Investments in affiliated common stocks of U.S. based non-insurance companies are carried at the underlying audited GAAP equity of the investee.
- (4) Redeemable preferred stocks are stated at amortized cost. The amortized cost of the preferred stock is adjusted for amortization of premiums and accretion of discounts using a level of effective yield to maturity method. Such amortization or accretion is included in investment income. Preferred stock that are classified as non-investment grade where it is determined that collection of all contractual cash flows is not probable, are written down to the current market value and the difference is recorded as a realized loss.
- (5) Mortgage loans - None
- (6) Loan-backed securities are stated at amortized cost except for such securities rated NAIC 3 or below which are stated at the lower of amortized cost or fair market value. Amortization of discount or premium on mortgage-backed and asset-backed securities is recognized based on the estimated timing and amount of prepayments of the underlying assets. For all securities, the amortization of discount or premium is adjusted using the prospective method to reflect differences which arise between the prepayments originally anticipated and the actual prepayments received and currently anticipated. To the extent the estimated lives of such securities change as a result of changes in prepayment rates, the adjustment is included in investment income.

Loan-backed securities with evidence of deterioration of credit quality where the Company has the intent and ability to hold, and for which it is probable that the Company will be unable to collect all contractual cash flows, are written down to the present value of expected cash flows calculated using the discount rate at the original acquisition.
- (7) Investments in common stock of U.S. based affiliated insurance companies are carried at the underlying statutory equity as reflected in the investee's financial statements.
- (8) The Company has minor ownership interests in joint ventures and partnerships. The Company carries these interests based on the underlying audited GAAP equity of the investee with unrealized gains and losses reflected in capital and surplus. To the extent there is no GAAP audit to support the carrying value, the investment will be non admitted.
- (9) Derivatives are stated at fair value.
- (10) The Company anticipates investment income as a factor in determining premium deficiency reserves. As of December 31, 2023, the Company did not record a premium deficiency reserve.
- (11) See Note 1C, paragraphs 2 and 3 above for Company's methodologies for estimating liabilities for losses and loss/claim adjustment expenses.
- (12) Changes in capitalization policy - None
- (13) The Company has no pharmaceutical rebate receivables.

D. Going Concern

The Company will continue on as a going concern for the foreseeable future.

2. Accounting Changes and Corrections of Errors - None

3. Business Combinations and Goodwill

A. Statutory Purchase Method

1. On March 31, 2016, the Company purchased 100% interest in Rural Community Insurance Company (RCIC) and its former parent Rural Community Insurance Agency (RCIA) from Wells Fargo & Company (Wells Fargo). RCIC is also known in the marketplace as Rural Community Insurance Services (RCIS), a provider of agricultural insurance in the United States through a federal crop insurance program and other private crop insurance products.

On January 3, 2022 the Company purchased 100% interest in Special Insurance Services (SIS) a Plano, TX based Managing General Agent in the business of distributing and administering accident and health insurance products to small and medium sized enterprises. The products including GAP supplement insurance helps employers and employees defray healthcare costs associated with transition to high deductible health programs. Additionally, supplemental health and accident products and Occupational Accident products enhance health care offerings by employers.

2. The two transactions were accounted for as statutory purchases.

3. The initial consideration paid for RCIC in cash was \$687.7 million. This resulted in goodwill of \$445.2 million. Subsequently, certain purchase price adjustments were made to goodwill and the goodwill balance net of amortization at December 31, 2023 is \$100.2 million.

The initial consideration paid for SIS in cash was \$9.3 million. This resulted in an intangible asset or goodwill of \$9.2 million. The balance net of amortization at December 31, 2023 is \$3.0 million.

4. Through December 31, 2023, the Company has amortized \$345.1 million of goodwill related to the RCIC purchase. RCIC's goodwill is expected to be amortized over a ten year period on a straight-line basis.

Through December 31, 2023, the Company has amortized or written-off \$6.3 million of goodwill related to the SIS purchase. The remaining SIS goodwill is expected to be amortized over a seven year period on a straight-line basis.

Notes to the Financial Statements

3. Business Combinations and Goodwill (Continued)

1	2	3	4	5	6	7	8	9
Purchased entity	Acquisition date	Cost of acquired entity	Original amount of goodwill	Original amount of admitted goodwill	Admitted goodwill as of the reporting date	Amount of goodwill amortized during the reporting period	Book Value of SCA	Admitted goodwill as a % of SCA BACV, gross of admitted goodwill Col. 6/Col. 8
Rural Community Insurance Services	03/31/2016	\$ 687,717,671	\$ 445,244,941	\$ 445,244,941	\$ 100,180,109	\$ 44,524,495	\$ 275,759,338	36.329 %
Special Insurance Services, Inc.	01/03/2022	9,311,578	9,243,264	9,243,264	2,969,177	4,953,619	2,849,461	104.201 %
Total	XXX	\$ 697,029,249	\$ 454,488,205	\$ 454,488,205	\$ 103,149,286	\$ 49,478,114	\$ 278,608,799	XXX

B. Statutory Merger - None

C. Impairment Loss

During 2023, the Company impaired \$1.6 million of goodwill related to the SIS acquisition.

D. Subcomponents and Calculation of Adjusted Surplus and Total Admitted Goodwill

	Calculation of Limitation Using Prior Quarter Numbers	Current Reporting Period
(1) Capital & Surplus	\$ 5,912,773,683	XXX
Less:		
(2) Admitted Positive Goodwill	114,428,969	XXX
(3) Admitted EDP Equipment & Operating System Software		XXX
(4) Admitted Net Deferred Taxes	739,986,224	XXX
(5) Adjusted Capital and Surplus (Line 1-2-3-4)	5,058,358,490	XXX
(6) Limitation on amount of goodwill (adjusted capital and surplus times 10% goodwill limitation [Line 5*10%])	505,835,849	XXX
(7) Current period reported Admitted Goodwill	XXX	103,149,286
(8) Current Period Admitted Goodwill as a % of prior period Adjusted Capital and Surplus (Line 7/Line 5)	XXX	2.039 %

4. Discontinued Operations - None

5. Investments

A. Mortgage Loans, including Mezzanine Real Estate Loans - None

B. Debt Restructuring - None

C. Reverse Mortgages - None

D. Loan-Backed Securities

(1) Prepayment assumptions were obtained from an external securities information service and are consistent with the current interest rate and economic environment.

(2) Loan-backed and structured securities with a recognized other-than-temporary impairment (OTTI)

During 2023, the Company did not recognize any other-than-temporary impairments related to loan-backed securities classified either on the basis of intent to sell or inability or lack of intent to retain the investment in the security for a period of time sufficient to recover the amortized cost of the security.

Notes to the Financial Statements

5. Investments (Continued)

(3) Securities held that were other-than-temporarily impaired due to the present value of cash flows expected to be collected was less than the amortized cost of securities

(1)	(2)	(3)	(4)	(5)	(6)	(7)
CUSIP	Book/Adjusted Carrying Value Amortized Cost Before Current Period OTTI	Present Value of Projected Cash Flows	Recognized OTTI	Amortized Cost After OTTI	Fair Value at Time of OTTI	Date of Financial Statement Where Reported
12668AYJ8	\$ 1,160,818	\$ 1,144,100	\$ 16,718	\$ 1,144,100	\$ 989,721	03/31/2023
12668BAE3	1,228,988	1,188,994	39,994	1,188,994	1,021,697	03/31/2023
12668AF83	1,865,891	1,834,207	31,684	1,834,207	1,726,579	03/31/2023
12592TAA3	13,082,103	12,146,215	935,888	12,146,215	12,146,215	03/31/2023
12592FAA3	9,570,935	9,070,562	500,373	9,070,562	9,070,562	03/31/2023
17320QAA7	3,000,795	2,745,438	255,357	2,745,438	2,745,438	03/31/2023
55282MAA2	3,751,540	3,543,583	207,957	3,543,583	3,543,583	03/31/2023
36254JAA3	7,113,202	6,336,060	777,142	6,336,060	6,336,060	03/31/2023
12668AYJ8	1,116,333	1,084,251	32,082	1,084,251	1,084,251	06/30/2023
12668BAE3	1,173,957	1,130,402	43,555	1,130,402	1,130,402	06/30/2023
12668AF83	1,821,336	1,798,411	22,925	1,798,411	1,798,411	06/30/2023
22540VG71	396,450	394,419	2,031	394,419	394,419	06/30/2023
05949TBF5	219,444	206,186	13,258	206,186	206,186	06/30/2023
126694HN1	39,552	38,857	695	38,857	38,857	06/30/2023
12669GC66	250,582	246,160	4,422	246,160	246,160	06/30/2023
9393366B4	169,386	143,861	25,525	143,861	143,863	06/30/2023
12669GC66	246,160	245,279	881	245,279	221,790	09/30/2023
62951MAA8	301,951	264,989	36,962	264,989	239,198	09/30/2023
45660NVH5	417,023	407,442	9,581	407,442	361,004	09/30/2023
36257CAA5	815,935	693,600	122,335	693,600	563,889	09/30/2023
12668AYJ8	1,060,615	1,046,608	14,007	1,046,608	908,077	12/31/2023
12668BAE3	1,082,731	1,043,610	39,121	1,043,610	930,024	12/31/2023
12668AF83	1,732,399	1,715,953	16,446	1,715,953	1,620,923	12/31/2023
22540VG71	383,863	369,491	14,372	369,491	383,120	12/31/2023
126694HN1	38,851	37,943	908	37,943	34,815	12/31/2023
12669GC66	223,794	214,193	9,601	214,193	181,425	12/31/2023
36257CAA5	672,073	616,446	55,627	616,446	572,672	12/31/2023
Total			\$ 3,229,447			

(4) All impaired securities for which an OTTI has not been recognized in earnings as a realized loss

a. The aggregate amount of unrealized losses:

1. Less than 12 months \$ (1,560,354)
2. 12 months or longer (151,592,518)

b. The aggregate related fair value of securities with unrealized losses:

1. Less than 12 months \$ 134,323,158
2. 12 months or longer 2,245,648,737

(5) All loan-backed and structured securities were reviewed to determine if there were any indications of potential other-than-temporary impairments. Where indications exist, cash flow and credit support analyses were performed. If it was determined that the Company was to receive less than 100% contractual cash flows, an other-than-temporary impairment was measured and recorded in accordance with SSAP 43R.

E. Dollar Repurchase Agreements and/or Securities Lending Transactions

- (1) Policy for requiring collateral or security - None
- (2) Carrying amount and classification of assets pledged as collateral and not reclassified and separately reported - None
- (3) Collateral received - None
- (4) Securities lending transactions administered by an affiliated agent - None
- (5) Collateral reinvestment - None
- (6) Collateral not permitted by contract or custom to sell or repledge - None
- (7) Collateral for securities lending transactions that extend beyond one year from the reporting date - None

F. Repurchase Agreements Transactions Accounted for as Secured Borrowing - Not Applicable

G. Reverse Repurchase Agreements Transactions Accounted for as Secured Borrowing - None

H. Repurchase Agreements Transactions Accounted for as a Sale - None

Notes to the Financial Statements

5. Investments (Continued)

I. Reverse Repurchase Agreements Transactions Accounted for as a Sale - None

J. Real Estate

(1) Impairment loss - None

(2) Properties sold through December 31, 2023:

None

Properties classified as held for sale as of December 31, 2023:

None

(3) Changes to a plan of sale for an investment in real estate - None

(4) Retail land sales operations - None

(5) Participating mortgage loan features - None

K. Low-Income Housing Tax Credits (LIHTC) - None

L. Restricted Assets

(1) Restricted assets (including pledged)

Restricted Asset Category	Gross (Admitted & Nonadmitted) Restricted							Current Year			
	Current Year					(6)	(7)	Current Year			
	(1)	(2)	(3)	(4)	(5)			(8)	(9)	(10)	(11)
	Total General Account (G/A)	G/A Supporting Protected Cell Account Activity	Total Protected Cell Account Restricted Assets	Protected Cell Account Assets Supporting G/A Activity	Total (1 + 3)	Total From Prior Year	Increase / (Decrease) (5 - 6)	Total Nonadmitted Restricted	Total Admitted Restricted (5-8)	Gross (Admitted & Nonadmitted) Restricted to Total Assets, %	Admitted Restricted to Total Admitted Assets, %
a. Subject to contractual obligation for which liability is not shown	\$	\$	\$	\$	\$	\$	\$	\$	\$	%	%
b. Collateral held under security lending agreements											
c. Subject to repurchase agreements											
d. Subject to reverse repurchase agreements											
e. Subject to dollar repurchase agreements											
f. Subject to dollar reverse repurchase agreements											
g. Placed under option contracts											
h. Letter stock or securities restricted as to sale - excluding FHLB capital stock											
i. FHLB capital stock	3,167,200				3,167,200	3,138,900	28,300		3,167,200	0.010	0.010
j. On deposit with states	3,798,219,354				3,798,219,354	3,891,467,334	(93,247,980)		3,798,219,354	12.038	12.362
k. On deposit with other regulatory bodies	11,618,616				11,618,616	11,580,165	38,451		11,618,616	0.037	0.038
l. Pledged as collateral to FHLB (including assets backing funding agreements)	256,310,036				256,310,036	259,572,441	(3,262,405)		256,310,036	0.812	0.834
m. Pledged as collateral not captured in other categories											
n. Other restricted assets											
o. Total restricted assets (Sum of a through n)	\$ 4,069,315,206	\$	\$	\$	\$ 4,069,315,206	\$ 4,165,758,840	\$ (96,443,634)	\$	\$ 4,069,315,206	12.897 %	13.245 %

(2) Detail of assets pledged as collateral not captured in other categories (contracts that share similar characteristics, such as reinsurance and derivatives, are reported in the aggregate) - None

(3) Detail of other restricted assets (contracts that share similar characteristics, such as reinsurance and derivatives, are reported in the aggregate) - None

Notes to the Financial Statements

5. Investments (Continued)

(4) Collateral received and reflected as assets within the reporting entity's financial statements - None

M. Working Capital Finance Investments - None

N. Offsetting and Netting of Assets and Liabilities - None

O. 5GI Securities - None

P. Short Sales - None

Q. Prepayment Penalty and Acceleration Fees

	General Account	Protected Cell
(1) Number of CUSIPs	29
(2) Aggregate amount of investment income	\$ 488,627	\$

R. Reporting Entity's Share of Cash Pool by Asset type - Not Applicable

6. Joint Ventures, Partnerships and Limited Liability Companies

A. Investments in Joint Ventures, Partnerships or Limited Liability Companies that Exceed 10% of Admitted Assets

The Company has no investments in joint ventures, partnerships or limited liability companies, which individually exceed 10% of the Company's admitted assets.

B. Impaired Investments in Joint Ventures, Partnerships and Limited Liability Companies

In addition to the amounts discussed in Note 5 above, the Company reported a total other-than-temporary impairment loss of \$7,066,815 related to its investments in partnerships and joint ventures as of December 31, 2023.

Partnerships	Impairment Loss in 2023
CD&R Brand Co-Invest LP	\$ 1,703,172
Dentalcorp LCB DCC Investment Holdings, L.P.-P	5,363,643
Total Impairment as of December 31, 2023	\$ 7,066,815

7. Investment Income

A. Due and Accrued Income Excluded from Surplus

The Company's investment income due and accrued with amounts over 90 days past due is treated as a non-admitted asset.

B. Total Amount Excluded

The total amount of investment income due and accrued excluded from surplus was \$253,137 as of December 31, 2023.

C. The gross, nonadmitted and admitted amounts for interest income due and accrued

	Amount
1. Gross	\$ 129,049,901
2. Nonadmitted	\$ 253,137
3. Admitted	\$ 128,796,764

D. The aggregate deferred interest - None

8. Derivative Instruments

A. Derivatives under SSAP No. 86 - Derivatives

(1) Objectives and Risks

The Company may invest in derivatives in the normal course of business, primarily in an attempt to reduce its exposure to market risk stemming from various assets and liabilities. The Company's principal objective under such strategies is to achieve the desired reduction in economic risk, even if the position does not receive hedge accounting treatment. The use of derivatives is to provide the Company with effective tools with which to manage and reduce risk exposures that may arise as part of the Company's normal business. The Company may utilize: cross currency interest rate swaps, foreign exchange forwards and swaps, futures, forwards and options and interest rate swaps.

In addition, the Company's derivative use plan, which was approved by the Department, provides the Company with specific limitations on the types and amounts of authorized derivative transactions, establishes standards for tracking, documenting and correlating each hedge instrument or series of hedge instruments with the specifically identified asset, liability or risk exposure being hedged and manage the overall counter party credit exposure. The Company's accounting and reporting procedures and controls will comply with all applicable insurance statutes and regulations applicable to hedging transactions. The Company will enter into derivative transactions to offset specific risk in its investment portfolio and liabilities and to manage assets and liabilities effectively. The Company will not engage in the speculative use of derivatives.

The Company will not engage in any derivative transactions not authorized under the New York Insurance Law Section 1410 and New York Insurance Regulation 163, or under any applicable successor provisions. All derivatives will be reviewed by management personnel in the Company's finance department to ensure such compliance subject to periodic reports to and review by the Company's Asset/Liability Management & Investment Committee and the Board of Directors.

(2) See (1) above.

(3) Accounting Policies

Notes to the Financial Statements

8. Derivative Instruments (Continued)

The Company records derivatives using fair value accounting. Under fair value accounting, derivatives are recorded at fair value with the resulting gain (loss) recorded as a change in net unrealized capital gains (losses). The reported value represents the amount the Company would expect to pay or receive as of December 31, 2023.

- (4) Derivative contracts with financing premiums - None
(5) The net loss recognized in unrealized gains and losses, during the year ended December 31, 2023, was \$7,898,084.
(6) Net gain or loss recognized from derivatives no longer qualifying for hedge accounting - None
(7) Derivatives accounted for as cash flow hedges of a forecasted transaction - None
(8) Premium Cost for Derivative Contracts - None
(9) Derivative Component Values - None

B. Derivatives under SSAP No. 108 - Derivative Hedging Variable Annuity Guarantees (Life/Fraternal Only) - Not Applicable

9. Income Taxes

A. Components of the Net Deferred Tax Asset/(Liability)

(1) Change between years by tax character

	2023			2022			Change		
	(1)	(2)	(3)	(4)	(5)	(6)	(7)	(8)	(9)
	Ordinary	Capital	Total (Col 1+2)	Ordinary	Capital	Total (Col 4+5)	Ordinary (Col 1-4)	Capital (Col 2-5)	Total (Col 7+8)
(a) Gross deferred tax assets	\$ 846,802,701	\$ 127,301,088	\$ 974,103,789	\$ 765,210,178	\$ 159,557,365	\$ 924,767,543	\$ 81,592,523	\$ (32,256,277)	\$ 49,336,246
(b) Statutory valuation allowance adjustments									
(c) Adjusted gross deferred tax assets (1a - 1b)	846,802,701	127,301,088	974,103,789	765,210,178	159,557,365	924,767,543	81,592,523	(32,256,277)	49,336,246
(d) Deferred tax assets nonadmitted									
(e) Subtotal net admitted deferred tax asset (1c - 1d)	\$ 846,802,701	\$ 127,301,088	\$ 974,103,789	\$ 765,210,178	\$ 159,557,365	\$ 924,767,543	\$ 81,592,523	\$ (32,256,277)	\$ 49,336,246
(f) Deferred tax liabilities	155,491,386	147,051,790	302,543,176	130,067,895	127,707,884	257,775,779	25,423,491	19,343,906	44,767,397
(g) Net admitted deferred tax asset/(net deferred tax liability) (1e - 1f)	\$ 691,311,315	\$ (19,750,702)	\$ 671,560,613	\$ 635,142,283	\$ 31,849,481	\$ 666,991,764	\$ 56,169,032	\$ (51,600,183)	\$ 4,568,849

(2) Admission calculation components SSAP No. 101

	2023			2022			Change		
	(1)	(2)	(3)	(4)	(5)	(6)	(7)	(8)	(9)
	Ordinary	Capital	Total (Col 1+2)	Ordinary	Capital	Total (Col 4+5)	Ordinary (Col 1-4)	Capital (Col 2-5)	Total (Col 7+8)
(a) Federal income taxes paid in prior years recoverable through loss carrybacks	\$ 452,225,400	\$ 38,037,036	\$ 490,262,436	\$ 434,291,161	\$ 136,131,528	\$ 570,422,689	\$ 17,934,239	\$ (98,094,492)	\$ (80,160,253)
(b) Adjusted gross deferred tax assets expected to be realized (excluding the amount of deferred tax assets from 2(a) above) after application of the threshold limitation (lesser of 2(b)1 and 2(b)2 below)	214,534,161		214,534,161	169,273,842	(17,060,506)	152,213,336	45,260,319	17,060,506	62,320,825
1. Adjusted gross deferred tax assets expected to be realized following the balance sheet date	214,534,161		214,534,161	169,273,842	(17,060,506)	152,213,336	45,260,319	17,060,506	62,320,825
2. Adjusted gross deferred tax assets allowed per limitation threshold	XXX	XXX	811,057,049	XXX	XXX	1,018,643,469	XXX	XXX	(207,586,420)
(c) Adjusted gross deferred tax assets (excluding the amount of deferred tax assets from 2(a) and 2(b) above) offset by gross deferred tax liabilities	180,043,140	89,264,052	269,307,192	161,645,175	40,486,343	202,131,518	18,397,965	48,777,709	67,175,674
(d) Deferred tax assets admitted as the result of application of SSAP No. 101. Total (2(a) + 2(b) + 2(c))	\$ 846,802,701	\$ 127,301,088	\$ 974,103,789	\$ 765,210,178	\$ 159,557,365	\$ 924,767,543	\$ 81,592,523	\$ (32,256,277)	\$ 49,336,246

(3) Ratio used as basis of admissibility

	2023	2022
(a) Ratio percentage used to determine recovery period and threshold limitation amount	362.566 %	449.713 %
(b) Amount of adjusted capital and surplus used to determine recovery period and threshold limitation in 2(b)2 above	\$ 5,407,046,993	\$ 6,790,956,499

Notes to the Financial Statements

9. Income Taxes (Continued)

(4) Impact of tax-planning strategies

(a) Determination of adjusted gross deferred tax assets and net admitted deferred tax assets, by tax character as a percentage

	2023		2022		Change	
	(1)	(2)	(3)	(4)	(5)	(6)
	Ordinary	Capital	Ordinary	Capital	Ordinary (Col. 1-3)	Capital (Col. 2-4)
1. Adjusted gross DTAs amount from Note 9A1(c)	\$ 846,802,701	\$ 127,301,088	\$ 765,210,178	\$ 159,557,365	\$ 81,592,523	\$ (32,256,277)
2. Percentage of adjusted gross DTAs by tax character attributable to the impact of tax planning strategies	%	12.000 %	%	14.000 %	%	-2.000 %
3. Net admitted adjusted gross DTAs amount from Note 9A1(e)	\$ 846,802,701	\$ 127,301,088	\$ 765,210,178	\$ 159,557,365	\$ 81,592,523	\$ (32,256,277)
4. Percentage of net admitted adjusted gross DTAs by tax character admitted because of the impact of tax planning strategies	%	12.000 %	%	14.000 %	%	-2.000 %

(b) Use of reinsurance-related tax-planning strategies

Does the company's tax-planning strategies include the use of reinsurance? NO

B. Regarding Deferred Tax Liabilities That Are Not Recognized

Deferred tax liabilities have been recognized for all taxable temporary differences.

C. Major Components of Current Income Taxes Incurred

	(1)	(2)	(3)
	2023	2022	Change (1-2)
Current income taxes incurred consist of the following major components:			
1. Current Income Tax			
(a) Federal	\$ 136,739,897	\$ 202,783,232	\$ (66,043,335)
(b) Foreign	915,654	630,396	285,258
(c) Subtotal (1a+1b)	\$ 137,655,551	\$ 203,413,628	\$ (65,758,077)
(d) Federal income tax on net capital gains	(14,057,607)	19,334,395	(33,392,002)
(e) Utilization of capital loss carry-forwards			
(f) Other	(41,531,848)	(41,706,565)	174,717
(g) Federal and foreign income taxes incurred (1c+1d+1e+1f)	\$ 82,066,096	\$ 181,041,458	\$ (98,975,362)
	(1)	(2)	(3)
	2023	2022	Change (1-2)
2. Deferred Tax Assets			
(a) Ordinary			
(1) Discounting of unpaid losses	\$ 275,456,189	\$ 283,339,862	\$ (7,883,673)
(2) Unearned premium reserve	200,263,391	190,489,866	9,773,525
(3) Policyholder reserves			
(4) Investments	5,238,477		5,238,477
(5) Deferred acquisition costs			
(6) Policyholder dividends accrual			
(7) Fixed assets	25,757,844		25,757,844
(8) Compensation and benefits accrual	65,487,588	57,100,296	8,387,292
(9) Pension accrual	38,915,114	24,426,111	14,489,003
(10) Receivables - nonadmitted	173,581,737	169,053,842	4,527,895
(11) Net operating loss carry-forward			
(12) Tax credit carry-forward			
(13) Other	62,102,361	40,800,201	21,302,160
(99) Subtotal (Sum of 2a1 through 2a13)	\$ 846,802,701	\$ 765,210,178	\$ 81,592,523
(b) Statutory valuation allowance adjustment			
(c) Nonadmitted			
(d) Admitted ordinary deferred tax assets (2a99 - 2b - 2c)	\$ 846,802,701	\$ 765,210,178	\$ 81,592,523
(e) Capital			
(1) Investments	\$ 107,940,807	\$ 143,837,416	\$ (35,896,609)
(2) Net capital loss carry-forward			
(3) Real estate			
(4) Other	19,360,281	15,719,949	3,640,332
(99) Subtotal (2e1+2e2+2e3+2e4)	\$ 127,301,088	\$ 159,557,365	\$ (32,256,277)
(f) Statutory valuation allowance adjustment			
(g) Nonadmitted			
(h) Admitted capital deferred tax assets (2e99 - 2f - 2g)	127,301,088	159,557,365	(32,256,277)
(i) Admitted deferred tax assets (2d + 2h)	\$ 974,103,789	\$ 924,767,543	\$ 49,336,246

Notes to the Financial Statements

9. Income Taxes (Continued)

	(1) 2023	(2) 2022	(3) Change (1-2)
3. Deferred Tax Liabilities			
(a) Ordinary			
(1) Investments	\$ 58,847,421	\$ 47,098,694	\$ 11,748,727
(2) Fixed assets	14,548,255	2,266,034	12,282,221
(3) Deferred and uncollected premium			
(4) Policyholder reserves			
(5) Other	82,095,710	80,703,167	1,392,543
(99) Subtotal (3a1+3a2+3a3+3a4+3a5)	<u>\$ 155,491,386</u>	<u>\$ 130,067,895</u>	<u>\$ 25,423,491</u>
(b) Capital			
(1) Investments	\$ 132,030,215	\$ 112,726,711	\$ 19,303,504
(2) Real estate			
(3) Other	15,021,575	14,981,173	40,402
(99) Subtotal (3b1+3b2+3b3)	<u>\$ 147,051,790</u>	<u>\$ 127,707,884</u>	<u>\$ 19,343,906</u>
(c) Deferred tax liabilities (3a99 + 3b99)	<u>\$ 302,543,176</u>	<u>\$ 257,775,779</u>	<u>\$ 44,767,397</u>
4. Net deferred tax assets/liabilities (2i - 3c)	<u>\$ 671,560,613</u>	<u>\$ 666,991,764</u>	<u>\$ 4,568,849</u>

The change in net deferred tax assets of \$4.6 million is comprised of ordinary change in net deferred income tax of \$56.2 million, capital change in net deferred income tax of (\$41.7) million related to unrealized gains and losses on investments, and capital change in net deferred income tax of (\$9.9) million related to other assets.

Corporate Alternative Minimum Tax ("CAMT"), as a part of the Inflation Reduction Act of 2022 effective for calendar year taxpayers January 1, 2023, was enacted on August 16, 2022.

The reporting entity is a member of a tax-affiliated group of corporations that files consolidated federal income tax returns which reasonably expects to be an applicable corporation for 2023.

The controlled group of corporations, of which the reporting entity is a member, has determined that it does not expect to be liable for CAMT in 2023.

D. Among the More Significant Book to Tax Adjustments

The effective tax rate differs from the statutory tax rate of 21% primarily due to permanent differences attributable to tax-exempt interest, the deduction allowed on dividends received from affiliates and third parties, incentive compensation and various nondeductible expenses. Additional differences result from true-ups to tax expense accruals recorded in prior years arising from the terms of the Company's tax sharing agreement, which dictates settlement of the cash liability per filed return across the consolidated group.

E. Operating Loss and Tax Credit Carryforwards

(1) The Company utilizes net operating loss carryforwards to offset taxable income under the terms of the tax sharing agreement. As of December 31, 2023, the Company did not have any net operating loss carryforwards.

(2) Income tax expense available for recoupment

The Company's federal income tax incurred in the current year and prior year that will be available for recoupment in the event of the future net losses:

	<u>Origination Year</u>	<u>Amount</u>
Total Current Income Tax	2023	\$293,072,055
	2022	\$183,623,642

(3) Deposits admitted under IRS Code Section 6603 - None

F. Consolidated Federal Income Tax Return

(1) The Company's federal income tax is consolidated with the following entities, with Zurich Holding Company of America, Inc. as the parent:

American Guarantee and Liability Insurance Company
American Zurich Insurance Company
Colonial American Casualty & Surety Company
Empire Fire and Marine Insurance Company
Empire Indemnity Insurance Company
Fidelity & Deposit Company of Maryland
Rural Community Insurance Company
SpearTip, LLC
Special Insurance Services, Inc.
Steadfast Insurance Company
The Zurich Services Corporation
Universal Underwriters Insurance Company
Universal Underwriters of Texas Insurance Company
Universal Underwriters Service Corporation
Vehicle Dealer Solutions, Inc.

Zurich Agency Services, Inc.
Zurich Alternative Asset Management, LLC
Zurich American Insurance Company
Zurich American Insurance Company of Illinois
Zurich American Life Insurance Company
Zurich American Life Insurance Company of New York
Zurich CZI Management Holding, Ltd.
Zurich E & S Insurance Brokerage, Inc.
Zurich F & I Reinsurance T & C Limited
Zurich Global, Ltd.
Zurich Global Investment Management Inc.
Zurich Holding Company of America, Inc.
Zurich Latin America Corporation
Zurich Realty, Inc.

Notes to the Financial Statements

9. Income Taxes (Continued)

(2) The Company has written a tax allocation agreement which sets out the method of allocating tax between the aforementioned companies. In general, the allocation is based upon a separate return calculation with no immediate benefit for a taxable loss, which is utilized in the current year consolidated return. Intercompany tax balances are settled within thirty days after: the filing of the consolidated Federal income tax return; the payment of an estimated payment; an additional assessment of the consolidated tax liability; a refund of the consolidated tax liability; or any other adjustment to the member's apportioned tax liability in accordance with the terms of the tax sharing agreement.

G. Federal or Foreign Income Tax Loss Contingencies

The Company believes it is reasonably possible that the liability related to any federal or foreign tax loss contingencies may significantly increase within the next 12 months. However, an estimate of the reasonably possible increase cannot be made at this time.

H. Repatriation Transition Tax (RTT) - None

I. Alternative Minimum Tax (AMT) Credit - None

10. Information Concerning Parent, Subsidiaries, Affiliates and Other Related Parties

A. - B. The Company is the lead company of a group of U.S. based property and casualty insurers which provide a variety of commercial insurance and risk management products and services to domestic and international companies. All the companies in the group directly or indirectly participate in an inter-company pooling agreement (the Pool or Pooling Agreement). Under the terms of the Pooling Agreement, all transactions included in the net income or loss resulting from underwriting operations and the related asset and liability accounts, after the effects of third party reinsurance, are distributed 100% to the Company. Additionally, under the terms of certain administrative services agreements, the Company also provides certain facilities and administrative services to its subsidiaries and affiliates on a cost incurred or estimated allocation basis. These costs have been allocated to the Company's subsidiaries and affiliates in conformity with customary insurance accounting practices consistently applied.

All outstanding shares of the Company are owned by Zurich Holding Company of America, Inc. (ZHCA), a business corporation domiciled in the State of Delaware, which is 100% owned directly by Zürich Versicherungs-Gesellschaft AG, Zurich, Switzerland. Zürich Versicherungs-Gesellschaft AG is 100% owned by Zurich Insurance Group, Ltd., Switzerland.

Affiliated parties are disclosed in the organizational chart Schedule Y. Investments in affiliates or subsidiaries are disclosed in Schedule D under the caption "Parents, Subsidiaries and Affiliates".

The Company establishes wholly owned subsidiary single member LLC legal entities for each to invest in one wholly owned real estate property. As of December 31, 2023, the Company has invested \$1,538 million in real estate properties with a reported book value of \$1,252 million.

C. Transactions With Related Party Who Are Not Reported on Schedule Y - None

D. The Company reported the following amounts due from (to) affiliates as of December 31, 2023 and December 31, 2022:

Notes to the Financial Statements

10. Information Concerning Parent, Subsidiaries, Affiliates and Other Related Parties (Continued)

Pooled Affiliates	December 31, 2023	December 31, 2022
American Guarantee and Liability Insurance Company	\$ 53,262,439	\$ (21,795,385)
Fidelity and Deposit Company of Maryland	36,355,555	(31,827,271)
Universal Underwriters Insurance Company	23,269,406	28,835,993
Universal Underwriters of Texas Insurance Company	811,420	36,742
Empire Indemnity Insurance Company	100,561	255,728
Colonial American Casualty and Surety Company	(977,247)	(172,100)
Empire Fire and Marine Insurance Company	(6,658,678)	(18,571,303)
Zurich American Insurance Company of Illinois	(10,357,780)	(3,807,275)
Steadfast Insurance Company	(34,904,418)	21,209,964
American Zurich Insurance Company	(41,597,428)	(18,738,058)
Rural Community Insurance Company	(384,729,941)	(366,562,127)
Total Pooled Affiliates	\$ (365,426,091)	\$ (411,135,092)

Non-Pooled Affiliates	December 31, 2023	December 31, 2022
Zurich Insurance Company Ltd, UK Branch	\$ 14,178,491	\$ -
Zurich Global Ltd	7,946,053	43,047,830
Zuerich Versicherungs-Aktiengesellschaft	4,957,072	4,917,307
Zurich Canadian Holdings Limited	3,943,039	1,949,816
Zurich American Life Insurance Company	3,305,007	5,964,978
Zurich Services Corporation	2,075,114	4,177,980
Zurich Services US LLC	1,910,036	1,618,449
Zurich Structured Finance, Inc.	1,773,547	634,930
Zurich Alternative Asset Management	1,765,003	1,482,870
Zurich Insurance PLC	1,695,534	320,567
ZIC HQE	717,796	826,163
Special Insurance Services, Inc.	823,582	1,708,021
Zürich Rückversicherungs-Gesell	726,843	504,340
Zurich Latin America Corporation	577,425	759,663
Zürich Versicherungs-Gesellschaft	506,259	-
Zurich Agency Services Inc.	474,169	447,470
Centre Group Holdings (U.S.) Limited	296,865	401,192
ZIP - Niederlassung für Deutsc	265,388	47,929
ZIP Succursale Belgium	216,664	101,671
Centre Life Insurance Company	214,172	10,701
ZIP - Rappresentanza Generale Per l'Italia	105,158	1,006,495
Zurich Resilience Solutions Canada	86,589	126,401
ZIC - NA Clearing House	73,745	75,386
Zurich American Life Insurance Company of New York	40,996	205,251
ZIP Suoman sivuliike	37,710	102,178
Spear Tip, LLC	32,898	-
Zurich Insurance Bermuda Branch - Global Energy	32,006	(43,234)
Centre Insurance Company	15,770	28,350
Zurich Reinsurance US Joint Venture	14,000	-
Zurich Argentina Compañía de S	12,096	-
ZBAG Resilience Solutions	9,717	44,701
Centre Solutions (U.S.) Limited	9,503	1,220
Zurich Resilience Solutions Asia Singapore	7,301	6,270
Zurich Insurance Company - GI	5,334	(12,412)
Zurich International Life Limited	5,020	3,020
Zurich Financial Services Australia Ltd.	3,793	15,666
Zurich Servicios de Mexico, S.	3,565	-
Zurich Minas Brasil Seguros S. A.	1,973	4,617
Centre Reinsurance (U.S.)	1,316	1,395
ZFRZ Run-Off 86 prior ZLS	1,083	(89)
Zurich Benefit Finance LLC	479	(26,322)
Zurich Colombia Seguros S.A	303	-
Zurich Aseguradora Mexicana, S.A. de C.V.	277	4,210
Zurich Danmark, filial af	241	2,108
Zurich Insurance Company Ltd	97	(28,610)
Chilena Consolidada Seguros	20	20
Zurich Insurance Company Limited	-	731
Zurich Insurance Company Ltd	-	380

Non-Pooled Affiliates	December 31, 2023	December 31, 2022
Zürich-Leben Branch Schweiz	\$ -	\$ (639)
Zurich Insurance (Taiwan) Ltd.	-	(35,061)
Zurich Capability Center Mexico SA de CV	-	(310,275)
Zurich Insurance plc, UK Branch	-	(636,289)
ZIP Ireland UK Managed	(33)	-
Zurich Compañía de Seguros	(277)	-
Zurich Insurance plc - Ireland	(642)	-
Servizurich S.A. - Sociedad Unipersonal	(4,829)	(32,213)
Zurich Australian Insurance Limited	(4,853)	20
Zurich Insurance PLC, Norway Branch	(7,115)	(370)
Zurich Insurance Company Ltd S	(7,301)	-
Zurich Sigorta A. S.	(7,395)	(7,395)
Zurich Insurance plc (Ireland)	(15,373)	474,000
Zurich Branch Group Re (GRI)	(16,480)	(42,051)
Zurich Realty Inc.	(17,331)	(11,183)
Zurich Services (Hong Kong) Limited	(20,255)	(20,255)
World Travel Protection Canada, Inc.	(21,457)	35,744
Zurich Legacy Services	(23,753)	4,848,387
ZIP - sucursal en Espana	(48,162)	(25,739)
Zurich Customer Active Management, LLC	(51,063)	(159,872)
Zurich Resilience Solutions UK	(52,456)	(48,247)
Zurich Insurance Company- Global Corporate in Europe	(52,598)	83,926
Zurich Insurance Company Ltd.	(201,541)	(198,468)
Zurich F&I Reinsurance T&C Limited	(333,617)	(805,451)
Zurich Insurance P/c Branch in France	(390,189)	(883,499)
Farmers Group, Inc.	(456,207)	(50,094)
Zuerich Versicherungs-Gesellschaft Laft, AG Group Shared Services	(875,359)	448,846
Zurich Global Investment Management, Inc.	(921,212)	(1,222,137)
Zurich Insurance Company Ltd - Canadian Branch	(1,733,392)	13,222,440
Vehicle Dealer Solutions, Inc.	(3,120,319)	(3,346,967)
Zurich Resilience Solutions US	(6,369,559)	(8,192,239)
ZNA Services LLC	(11,915,899)	(14,830,493)
Zurich Holding Company of America	(11,924,838)	(21,898,241)
Universal Underwriters Services Corp	(32,723,266)	(31,299,588)
All Other Non-Pooled Affiliates Receivable	139,998	(5,409,872)
All Other Non-Pooled Affiliates Payable	(255,811)	1,002,604
Total Non-Pooled Affiliates	\$ (22,563,535)	\$ 1,088,938
Total Pooled and Non-Pooled	\$ (387,989,626)	\$ (410,046,154)

Reconciliation to Financial Statements	December 31, 2023	December 31, 2022
Receivable from parent, subsidiaries and affiliates	\$ 162,808,448	\$ 141,004,670
Payable to parent, subsidiaries and affiliates	(550,798,074)	(551,050,824)
Balance due from/to parent, subsidiaries and affiliates	\$ (387,989,626)	\$ (410,046,154)

Notes to the Financial Statements

10. Information Concerning Parent, Subsidiaries, Affiliates and Other Related Parties (Continued)

The Company's policy is to settle inter-company balances 45 days after the close of each quarter with the exception of intercompany balances with RCIC which will be settled annually, after settlements with the Federal Crop Insurance Corporation (FCIC) occur.

- E. See A-C above.
- F. Guarantees or Contingencies - None
- G. See A-C above.
- H. Amount Deducted for Investment in Upstream Company - None
- I. Detail of Investments in Affiliates Greater Than 10% of Admitted Assets - None
- J. Write-Down for Impairments of Investments in Subsidiary Controlled or Affiliated Companies - None
- K. Foreign Subsidiary Value Using CARVM - None
- L. Downstream Holding Company Value Using Look-Through Method - None
- M. All SCA Investments

The Company controls Zurich E&S Insurance Brokerage, Inc. which is non-insurance SCA entities and is non-admitted in accordance with SSAP 97.

- (1) Balance sheet value (admitted and nonadmitted) all SCAs (except 8b(i) entities)

SCA Entity	Percentage of SCA Ownership	Gross Amount	Admitted Amount	Nonadmitted Amount
a. SSAP No. 97 8a Entities				
ZURICH E&S INSURANCE BROKERAGE INC.....	100.000 %	\$..... 2,076,206	\$.....	\$..... 2,076,206
Total SSAP No. 97 8a Entities.....	XXX	<u>\$ 2,076,206</u>	<u>\$</u>	<u>\$ 2,076,206</u>
b. SSAP No. 97 8b(ii) Entities				
Total SSAP No. 97 8b(ii) Entities.....	XXX	<u>\$</u>	<u>\$</u>	<u>\$</u>
c. SSAP No. 97 8b(iii) Entities				
Total SSAP No. 97 8b(iii) Entities.....	XXX	<u>\$</u>	<u>\$</u>	<u>\$</u>
d. SSAP No. 97 8b(iv) Entities				
Total SSAP No. 97 8b(iv) Entities.....	XXX	<u>\$</u>	<u>\$</u>	<u>\$</u>
e. Total SSAP No. 97 8b Entities (except 8b(i) entities) (b+c+d).....	XXX	<u>\$</u>	<u>\$</u>	<u>\$</u>
f. Aggregate Total (a+e).....	XXX	<u>\$ 2,076,206</u>	<u>\$</u>	<u>\$ 2,076,206</u>

- (2) NAIC filing response information - None

- N. Investment in Insurance SCAs - None
- O. SCA and SSAP No. 48 Entity Loss Tracking - None

11. Debt

- A. Debt, Including Capital Notes - None
- B. FHLB (Federal Home Loan Bank) Agreements

- (1) The Company is a member of the Federal Home Loan Bank (FHLB) of Chicago. Through its membership, the Company has conducted business activity (borrowings) with the FHLB. It is part of the Company's strategy to utilize these funds as backup liquidity and for short-term working capital. The Company has determined the actual/estimated maximum borrowing capacity as \$723,402,642 calculated based on the lower of the borrowing limits as prescribed by its domiciliary state and credit capacity afforded by the FHLB of Chicago.

Notes to the Financial Statements

11. Debt (Continued)

(2) FHLB capital stock

(a) Aggregate totals

	(1) Total (2+3)	(2) General Account	(3) Protected Cell Accounts
1. Current Year			
(a) Membership stock - Class A	\$	\$	\$
(b) Membership stock - Class B	3,167,200	3,167,200	
(c) Activity stock			
(d) Excess stock			
(e) Aggregate total (a+b+c+d)	\$ 3,167,200	\$ 3,167,200	\$
(f) Actual or estimated borrowing capacity as determined by the insurer	\$ 723,402,642		
2. Prior Year-End			
(a) Membership stock - Class A	\$	\$	\$
(b) Membership stock - Class B	3,138,900	3,138,900	
(c) Activity stock			
(d) Excess stock			
(e) Aggregate total (a+b+c+d)	\$ 3,138,900	\$ 3,138,900	\$
(f) Actual or estimated borrowing capacity as determined by the insurer	\$ 565,910,276		

(b) Membership stock (class A and B) eligible and not eligible for redemption

Membership Stock	(1) Current Year Total (2+3+4+5+6)	(2) Not Eligible for Redemption	Eligible for Redemption			
			(3) Less Than 6 Months	(4) 6 Months to Less Than 1 Year	(5) 1 to Less Than 3 Years	(6) 3 to 5 Years
1. Class A	\$	\$	\$	\$	\$	\$
2. Class B	\$ 3,167,200	\$	\$	\$	\$	\$ 3,167,200

(3) Collateral pledged to FHLB

(a) Amount pledged as of reporting date

	(1) Fair Value	(2) Carrying Value	(3) Aggregate Total Borrowing
1. Current year total general and protected cell accounts total collateral pledged (Lines 2+3)	\$ 241,996,172	\$ 256,310,036	\$
2. Current year general account total collateral pledged	241,996,172	256,310,036	
3. Current year protected cell accounts total collateral pledged			
4. Prior year-end total general and protected cell accounts total collateral pledged	242,055,494	259,572,441	

(b) Maximum amount pledged during reporting period

	(1) Fair Value	(2) Carrying Value	(3) Amount Borrowed at Time of Maximum Collateral
1. Current year total general and protected cell accounts maximum collateral pledged (Lines 2+3)	\$ 242,081,549	\$ 269,254,563	\$
2. Current year general account maximum collateral pledged	242,081,549	269,254,563	
3. Current year protected cell accounts maximum collateral pledged			
4. Prior year-end total general and protected cell accounts maximum collateral pledged	242,376,335	260,011,193	

(4) Borrowing from FHLB

(a) Amount as of the reporting date - None

(b) Maximum amount during reporting period (current year)

	(1) Total (2+3)	(2) General Account	3 Protected Cell Accounts
1. Debt	\$ 168,000,000	\$ 168,000,000	\$
2. Funding agreements			
3. Other			
4. Aggregate total (Lines 1+2+3)	\$ 168,000,000	\$ 168,000,000	\$

Notes to the Financial Statements

11. Debt (Continued)

(c) FHLB - Prepayment obligations

	Does the company have prepayment obligations under the following arrangements (YES/NO)?
1. Debt.....	NO.....
2. Funding agreements.....	NO.....
3. Other.....	NO.....

12. Retirement Plans, Deferred Compensation, Postemployment Benefits and Compensated Absences and Other Postretirement Benefit Plans

A. Defined Benefit Plan

During 2023, the Company sponsored one noncontributory qualified defined benefit plan covering substantially all of its employees. The Company also sponsors three additional nonqualified defined benefit pension plans covering certain highly compensated employees. During 2017, the Company announced that certain retirement benefits for two of the defined benefit pension plans will be discontinued, and additional retirement contributions will be made to the Company's defined contribution plan effective January 1, 2019. Additionally, the Company sponsors a welfare plan that provides certain other health care benefits to substantially all retired employees, their covered dependents and beneficiaries. During 2017, the welfare plan was amended with an effective date of January 1, 2018, in which the plan was discontinued and replaced with an option to buy coverages on the open market. As such, benefit eligible employees retiring after January 1, 2003 are no longer eligible to receive a subsidy for insurance premiums and benefit eligible employees retiring prior to January 1, 2003 will receive a flat dollar subsidy per year rather than a subsidy based on a percentage of premium.

Other than previously noted, there were no material amendments to the plans during 2023 and 2022.

A combined summary of assets, obligations and assumptions of the Pension and Other Post retirement Benefit Plans as of December 31, 2023 and December 31, 2022 as follows:

(1) Change in benefit obligation

(a) Pension benefits

	Overfunded		Underfunded	
	2023	2022	2023	2022
1. Benefit obligation at beginning of year.....	\$ 1,104,226,346	\$ 1,398,514,421	\$ 79,344,840	\$ 101,671,876
2. Service cost.....	3,900,000	4,000,000	538,977	716,337
3. Interest cost.....	55,555,031	30,969,267	4,004,278	2,222,132
4. Contribution by plan participants.....				
5. Actuarial (gain) loss.....	51,644,460	(252,218,069)	2,358,974	(18,496,639)
6. Foreign currency exchange rate changes.....				
7. Benefits paid.....	(67,673,070)	(77,039,273)	(6,186,291)	(6,495,656)
8. Plan amendments.....				
9. Business combinations, divestitures, curtailments, settlements and special termination benefits.....				(273,210)
10. Benefit obligation at end of year.....	<u>\$ 1,147,652,767</u>	<u>\$ 1,104,226,346</u>	<u>\$ 80,060,778</u>	<u>\$ 79,344,840</u>

(b) Postretirement benefits

	Overfunded		Underfunded	
	2023	2022	2023	2022
1. Benefit obligation at beginning of year.....	\$	\$	\$ 7,331,910	\$ 9,744,190
2. Service cost.....				48
3. Interest cost.....			364,058	196,028
4. Contribution by plan participants.....			1,271,644	1,249,153
5. Actuarial (gain) loss.....			469,349	(1,915,080)
6. Foreign currency exchange rate changes.....				
7. Benefits paid.....			(2,262,345)	(1,942,429)
8. Plan amendments.....				
9. Business combinations, divestitures, curtailments, settlements and special termination benefits.....				
10. Benefit obligation at end of year.....	<u>\$</u>	<u>\$</u>	<u>\$ 7,174,616</u>	<u>\$ 7,331,910</u>

(c) Special or contractual benefits per SSAP No. 11 - None

Notes to the Financial Statements

12. Retirement Plans, Deferred Compensation, Postemployment Benefits and Compensated Absences and Other Postretirement Benefit Plans (Continued)

(2) Change in plan assets

	Pension Benefits		Postretirement Benefits		Special or Contractual Benefits Per SSAP No. 11	
	2023	2022	2023	2022	2023	2022
a. Fair value of plan assets at beginning of year	\$ 1,294,935,546	\$ 1,628,617,469	\$ -	\$ -	\$ -	\$ -
b. Actual return on plan assets	45,395,953	(256,642,650)				
c. Foreign currency exchange rate changes		-				
d. Reporting entity contribution	6,186,291	6,495,656	990,701	693,276		
e. Plan participants' contributions		-	1,271,644	1,249,153		
f. Benefits paid	(73,859,361)	(83,534,929)	(2,262,345)	(1,942,429)		
g. Business combinations, divestitures and settlements						
h. Fair value of plan assets at end of year	<u>\$ 1,272,658,429</u>	<u>\$ 1,294,935,546</u>	<u>\$ -</u>	<u>\$ -</u>	<u>\$ -</u>	<u>\$ -</u>

(3) Funded status

	Pension Benefits		Postretirement Benefits	
	2023	2022	2023	2022
a. Components				
1. Prepaid benefit costs	\$ 212,360,351	\$ 203,614,455	\$ -	\$ -
2. Overfunded plan assets	125,005,662	190,709,200		
3. Accrued benefit costs	77,554,132	79,302,503	32,394,172	35,500,680
4. Liability for pension benefits	2,506,646	42,337	(25,219,556)	(28,168,770)
b. Assets and liabilities recognized				
1. Assets (nonadmitted)	\$ 125,005,662	\$ 190,709,200	\$ -	\$ -
2. Liabilities recognized	80,060,778	79,344,840	7,174,616	7,331,910
c. Unrecognized liabilities	\$ -	\$ -	\$ -	\$ -

(4) Components of net periodic benefit cost

	Pension Benefits		Postretirement Benefits		Special or Contractual Benefits Per SSAP No. 11	
	2023	2022	2023	2022	2023	2022
a. Service cost	\$ 4,438,977	\$ 4,716,337	\$ -	\$ 48	\$ -	\$ -
b. Interest cost	59,559,309	33,191,399	364,058	196,028		
c. Expected return on plan assets	(68,200,927)	(49,185,504)				
d. Transition asset or obligation						
e. Gains and losses	(105,335)	940,485	(1,297,777)	(1,158,255)		
f. Prior service cost or credit			(1,182,088)	(1,182,088)		
g. Gain or loss recognized due to a settlement or curtailment		(273,210)				
h. Total net periodic benefit cost	<u>\$ (4,307,976)</u>	<u>\$ (10,610,493)</u>	<u>\$ (2,115,807)</u>	<u>\$ (2,144,267)</u>	<u>\$ -</u>	<u>\$ -</u>

(5) Amounts in unassigned funds (surplus) recognized as components of net periodic benefit cost

	Pension Benefits		Postretirement Benefits	
	2023	2022	2023	2022
a. Items not yet recognized as a component of net periodic cost - prior year	\$ (12,947,592)	\$ 21,225,369	\$ 28,168,770	\$ 28,594,033
b. Net transition asset or obligation recognized				
c. Net prior service cost or credit arising during the period				
d. Net prior service cost or credit recognized			(1,182,088)	(1,182,088)
e. Net gain and loss arising during the period			(76,808,408)	(35,113,446)
f. Net gain and loss recognized			(105,335)	940,485
g. Items not yet recognized as a component of net periodic cost - current year	<u>\$ (89,861,335)</u>	<u>\$ (12,947,592)</u>	<u>\$ 25,219,556</u>	<u>\$ 28,168,770</u>

(6) Amounts in unassigned funds (surplus) that have not yet been recognized as components of net periodic benefit cost

	Pension Benefits		Postretirement Benefits	
	2023	2022	2023	2022
a. Net transition asset or obligation	\$ -	\$ -	\$ -	\$ -
b. Net prior service cost or credit			11,856,350	13,038,438
c. Net recognized gains and losses	(89,861,335)	(12,947,592)	13,363,206	15,130,332

Notes to the Financial Statements

12. Retirement Plans, Deferred Compensation, Postemployment Benefits and Compensated Absences and Other Postretirement Benefit Plans (Continued)

(7) Weighted-average assumptions used to determine net periodic benefit cost

Weighted-average assumptions used to determine net periodic benefit cost as of period-end:	2023	2022
a. Weighted-average discount rate	5.380 %	2.830 %
b. Expected long-term rate of return on plan assets	5.450 %	3.100 %
c. Rate of compensation increase	%	%
d. Interest crediting rates (for cash balance plans and other plans with promised interest crediting rates)	5.000 %	5.000 %
Weighted-average assumptions used to determine projected benefit obligations as of period-end:	2023	2022
e. Weighted-average discount rate	5.060 %	2.830 %
f. Rate of compensation increase	%	%
g. Interest crediting rates (for cash balance plans and other plans with promised interest crediting rates)	5.350 %	5.000 %

(8) The amount of the accumulated benefit obligation for defined benefit plans was \$1,226,731,082 for 2023 and \$1,182,622,573 for 2022.

(9) Multiple non-pension postretirement benefit plans - None

(10) Estimated future payments, which reflect expected future service, as appropriate

Year	Amount
a. 2024	\$ 88,166,009
b. 2025	89,610,747
c. 2026	90,153,317
d. 2027	90,679,932
e. 2028	90,642,981
f. 2029 through 2033	443,969,004

(11) The Company does not have any regulatory contribution requirements for either 2023 or 2022. The Company is not planning on contributing any additional funds to the plan in the next fiscal year.

(12) Amounts and types of securities of the reporting entity and related parties included in plan assets - None

(13) Alternative method used to amortize prior service amounts or net gains and losses - None

(14) Substantive commitments used as the basis for accounting for the benefit obligation - None

(15) Special or contractual termination benefits recognized during the period - None

(16) Significant changes in the benefit obligation or plan assets not otherwise disclosed - None

(17) Funded status of the plan and surplus impact - None

(18) During 2023 and 2022, no changes related to the adoption of SSAP NO. 102 and SSAP No. 92 were recognized in unassigned funds.

B. Investment Policies and Strategies of Plan Assets

The target and actual asset allocation for the plans' assets as of the measurement date, by asset category, is as follows:

Asset Category	Target Allocation	Percentage of Plan Assets	
		2023	2022
Pension Plan:			
Fixed Income securities	65% - 95%	75.6%	75.7%
Real Estate	0% - 20%	13.6%	16.2%
Equity securities	2% - 8%	10.8%	8.1%
Cash and short-term investments	0%	0.0%	0.0%
Total		100.0%	100.0%

None of the assets of the Plan were invested in the securities of the Company, any upstream intermediate parent, or the ultimate parent of the Company. There were also no related party transactions between the Company and the plans during 2023 and 2022.

The Company's funding policy is to contribute amounts to its plans sufficient to meet the minimum funding requirements of the Employee Retirement Income Security Act of 1974, and Pension Protection Act of 2006, plus such additional amounts as deemed appropriate. As of December 31, 2023 and 2022, the Company has pre-funded \$212.4 million and \$203.6 million, respectively, into the Company's qualified pension plans. Such amounts were recorded as non-admitted assets in the accompanying combined statutory financial statements as of December 31, 2023 and 2022.

The investment objective of the plan is to maximize the return on the assets over a long-term time horizon, while ensuring the plan is able to meet its current and future obligations to plan participants. To achieve this objective, the Company has established investment guidelines and asset allocation strategies designed to achieve expected returns while limiting the volatility associated with different investment strategies. The Company's policy is to provide for growth of capital with a moderate level of volatility by investing in assets per the target allocations indicated above. The Company invests in traditional securities such as publicly traded securities as well as dollar denominated non-U.S. and global equity securities. The investment guidelines are reviewed on an annual basis and the assets are reallocated as needed by the investment fund manager to meet the stated target allocations.

Notes to the Financial Statements

12. Retirement Plans, Deferred Compensation, Postemployment Benefits and Compensated Absences and Other Postretirement Benefit Plans (Continued)

C. Fair Value of Each Class of Plan Assets

(1) Fair value measurements of plan assets at reporting date

Description for each class of plan assets	Level 1	Level 2	Level 3	Total
Common Stock-Consumer Discretionary	\$	\$	\$	\$
Common Stock-Consumer Staples				
Common Stock-Energy				
Common Stock-Financials				
Common Stock-Health Care				
Common Stock-Industrials				
Common Stock-Information Technology				
Common Stock-Materials				
Common Stock-Telecommunication Services				
Common Stock-Utilities				
Common/Collective Trusts		85,658,802		85,658,802
Registered Investment Companies:		26,168,179		26,168,179
Equity	3,000,000			3,000,000
Real Estate Investment Trust		85,715,491		85,715,491
Domestic		377,836,340		377,836,340
International		63,177,494		63,177,494
Commercial Mortgage Backed Securities		20,058,329		20,058,329
U.S. Government Securities:				
Bonds		431,865,358		431,865,358
Agencies		17,191,181		17,191,181
Mortgage Backed Securities		25,017,128		25,017,128
Index Linked				
Registered Investment Company				
Common/Collective Trusts		106,599,242		106,599,242
Immediate Participation Guarantee Contract			3,531,311	3,531,311
Other				
Municipal/Provincial Bonds		12,136,566		12,136,566
Foreign Government Securities		3,210,059		3,210,059
Forward Currency Contracts		17,770		17,770
Total plan assets	<u>\$ 3,000,000</u>	<u>\$ 1,254,651,939</u>	<u>\$ 3,531,311</u>	<u>\$ 1,261,183,250</u>

(2) Valuation technique(s) and inputs to measure fair value - None

D. Expected Long-Term Rate of Return for the Plan Assets

The Company's expected long-term rate of return is 5.24% as of December 31, 2023 for the pension plan assets and is based on the expected total return of all the investment categories. The expected long-term rate of return is expected to be achieved over time based on the objectives of the investment guidelines to obtain total rates of return, including capital appreciation and income, that exceed the established benchmark indices for the equity and fixed income portfolios.

The actual investment performance is compared to market benchmarks and indices on a monthly basis. Equity securities are expected to return 8.18% over the long term, while government, corporate securities and real estate are expected to return 4.08%, 5.18% and 7.58%, respectively.

E. Defined Contribution Plans

The Company's employees are covered by a qualified defined contribution pension plan sponsored by the Company.

The Company contributes 100% of the first 6% of the employee's elective salary deferral. The Company's contribution to the plan was \$58.1 million and \$54.1 million for years ended December 31, 2023 and 2022, respectively. The fair value of the Company's plan assets was \$3,370.1 million and \$2,897.3 million as of December 31, 2023 and 2022, respectively.

F. Multiemployer Plans - None

G. Consolidated/Holding Company Plans - None

H. Postemployment Benefits and Compensated Absences - None

I. Impact of Medicare Modernization Act on Postretirement Benefits (INT 04-17)

(1) Recognition of the existence of the Act - None

(2) Effects of the subsidy in measuring the net postretirement benefit cost - None

(3) Disclosure of gross benefit payments

The Company's gross benefit payments for 2023 were \$1.0 million including the prescription drug benefit and are estimated to be \$0.71 million for 2024. There are no longer subsidy amounts related to the Act as the plan has moved to a retiree exchange.

13. Capital and Surplus, Dividend Restrictions and Quasi-Reorganizations

A. The Company has 5,000 shares authorized, issued and outstanding, with a par value per share of \$1,000.

B. Dividend Rate of Preferred Stock - None

Notes to the Financial Statements

13. Capital and Surplus, Dividend Restrictions and Quasi-Reorganizations (Continued)

- C. The maximum amount of dividends which can be paid to shareholders by insurance companies domiciled in the State of New York without prior approval of regulatory authorities is governed by Section 4105 of New York Insurance Law (NYIL), and, is restricted, if such dividend, together with other distributions during the twelve preceding months, would exceed the lesser of ten percent of surplus as regards policyholders as shown by its last statement on file with the Superintendent of the Department, or 100% of adjusted net investment income during such period. If the limitation is exceeded, then such proposed dividend must be reported to the Superintendent at least 30 days prior to the proposed payment date and may be paid only if not disapproved. New York insurance laws also permit payment of dividends only out of earned surplus, exclusive of unrealized appreciation of assets. As of December 31, 2023 the maximum amount of dividends which can be paid by the Company without prior approval is \$0.
- D. On August 18, 2023, the company paid an ordinary dividend of \$631 million. On September 25, 2023, the Company paid an extraordinary dividend to its parent, ZHCA, of \$1.1 billion which was approved by the Department. On December 11, 2023, the Company paid an additional extraordinary dividend to its parent, ZHCA, of \$250 million which was also approved by the Department.
- E. Refer to (C) above.
- F. A special surplus fund has been established for a deferred gain on retroactive reinsurance with a value of \$4.2 million and \$3.4 million at December 31, 2023 and December 31, 2022, respectively. The increase in restricted surplus of \$0.8 million is primarily due to loss reserve increases totaling approximately \$0.7 million, and IBNR reserve increases totaling approximately \$0.1 million.
- G. Surplus Advances - None
- H. Stock Held for Special Purposes - None
- I. Gains on insurance contracts deemed to be retroactive are adjusted due to underwriting activity on those contracts.
- J. Unassigned Funds (Surplus)
The Company's surplus has \$83,439,440 of cumulative net unrealized loss embedded as a component of surplus as of December 31, 2023.
- K. Company-Issued Surplus Debentures or Similar Obligations - None
- L. Impact of Any Restatement Due to Prior Quasi-Reorganizations - None
- M. Effective Date(s) of Quasi-Reorganizations in the Prior 10 Years - None

14. Liabilities, Contingencies and Assessments

A. Contingent Commitments

- (1) Commitments or contingent commitment(s) to an SCA entity, joint venture, partnership, or limited liability company
As of December 31, 2023, the Company has a remaining commitment to invest \$184,181,967 in joint venture partnerships.
- (2) Nature and circumstances of guarantee - None
- (3) Aggregate compilation of guarantee obligations - None

B. Assessments

- (1) The Company is contingently liable for any current and future guaranty fund assessments related to insolvencies of unaffiliated companies during 2023 and prior. The Company's financial statements include provisions for estimated future amounts (net of estimated future premium tax recoveries) that the Company believes it will be assessed in the future.

The Company has received notification of insolvencies during 2023 of the following insurance companies: United Property and Casualty Ins. Co., MutualAid eXchange (MAX) Insurance Company, Cameron Mutual Insurance Company, Arrowood Indemnity Company and United Home Insurance Company. It is expected that the insolvencies will result in a guaranty fund assessment against the Company at some future date. At this time, the Company is unable to estimate the possible amount, if any, of such assessments.

As of December 31, 2023, the Company has accrued a liability of \$13.7 million for payments of estimated guaranty fund assessments for known insolvencies and has also recorded a receivable for future premium tax offsets related to such guaranty fund assessments of \$5.4 million. In addition, the Company maintains a receivable for future premium tax offsets in relation to guaranty fund assessments paid in prior years of \$13.0 million which is anticipated to be recovered in future years.

The Company has also established a recoverable for surcharges related to New Jersey guaranty funds assessments and California Workers' Compensation assessments, of \$82.2 million which are anticipated to be recovered in future years.

The Company has established a liability for premium and loss based assessments of \$110.6 million as of December 31, 2023. The Company has also recorded a payable for pass through surcharges of \$78.7 million due to various state agencies.

- (2) Assets (Liabilities) recognized from paid and accrued premium tax offsets and policy surcharges

a. Assets recognized from paid and accrued premium tax offsets and policy surcharges, prior year-end.....	\$ 46,259,940
b. Decreases current year:	
Policy Surcharges Collected.....	\$ 55,767,101
Asset Valuation Adjustment.....	207,577
Premium Tax Offset Applied.....	2,087,546
Premium Tax Offset Accrual Change.....	1,800,920
c. Increases current year:	
Policy Surcharges Payments.....	\$ 94,154,476
Asset Valuation Adjustment.....	12,416,854
Premium Tax Offset Established.....	7,694,493
d. Assets recognized from paid and accrued premium tax offsets and policy surcharges, current year-end.....	<u>\$ 100,662,619</u>

- (3) Guaranty fund liabilities and assets related to long-term care insolvencies - None

Notes to the Financial Statements

14. Liabilities, Contingencies and Assessments (Continued)

C. Gain Contingencies - None

D. Claims Related Extra Contractual Obligation and Bad Faith Losses Stemming from Lawsuits

The Company paid \$1,485,622 during 2023 to settle claims related to extra-contractual obligations or bad faith claims stemming from lawsuits.

	Direct
Claims-related ECO and bad faith losses paid during the reporting period.....	\$..... 1,485,622

Number of claims where amounts were paid to settle claims related extra contractual obligations or bad faith claims resulting from lawsuits during the reporting period.

(a) 0-25 Claims	(b) 26-50 Claims	(c) 51-100 Claims	(d) 101-500 Claims	(e) More than 500 Claims
X				

Method used to disclose claim count information:

(f) Per Claim [X] (g) Per Claimant []

E. Product Warranties - None

F. Joint and Several Liabilities - None

G. All Other Contingencies

1. Various lawsuits against the Company have arisen in the ordinary course of the Company's business. Contingent liabilities arising from such litigation, income tax and other matters are not considered material to the Company's results of operations, financial position, established reserves and anticipated insurance and reinsurance recoverables.

2. Uncollectible balances per SSAP No. 6, SSAP No. 21, SSAP No. 47, SSAP No. 54, SSAP No. 56, SSAP No. 66 and SSAP No. 86.

The Company has analyzed Premiums and Considerations receivable (Pg. 2, Lines 15.1-15.3) to determine balances that are reasonably possible to be uncollectible. Based on past experiences and circumstances specific to insureds/reinsurers, the Company has impaired \$42.7 million of its Premiums and Considerations receivable balance. This amount is 0.6% of the Company's net admitted premiums and considerations balances.

15. Leases

Effective April 30, 2023, the Company recognized \$137.4 million in lease restructuring charges relating to various real estate operating leases which are no longer in use based upon the Company's current business needs and strategies. These lease impairment charges were recorded as a component of the aggregate write-in for miscellaneous income in the accompanying statement of income.

A. Lessee Operating Lease

(1) Leasing arrangements

(a) The Company leases some of its office space, automobiles and data processing equipment under various noncancelable operating lease agreements that expire through December 31, 2042. Rent expense for office space and automobiles under operating leases and sub-leases was \$50,799,344 and \$51,547,054 for 2023 and 2022, respectively. Rent expense for data processing equipment was \$4,063,449 and \$3,274,922 for 2023 and 2022, respectively.

(e) The Company has recorded an accrual on the balance sheet for onerous leases and terminated leases as vacated leased space is no longer being used in the amount of \$171,174,433 for 2023 and \$36,278,120 for 2022.

(2) For leases having initial or remaining noncancelable lease terms in excess of one year

(a) Minimum aggregate rental commitments at year end

Year Ending December 31	Operating Leases
1. 2024.....	\$..... 58,969,134
2. 2025.....	52,174,095
3. 2026.....	45,461,420
4. 2027.....	42,561,505
5. 2028.....	41,229,119
6. Thereafter.....	316,319,178
7. Total (sum of 1 through 6).....	\$ 556,714,451

(b) Sublease minimum rentals to be received - None

(3) For sale-leaseback transactions - None

B. Lessor Leases - None

16. Information About Financial Instruments With Off-Balance-Sheet Risk And Financial Instruments With Concentrations of Credit Risk - None

17. Sale, Transfer and Servicing of Financial Assets and Extinguishments of Liabilities

A. Transfers of Receivables Reported as Sales - None

B. Transfer and Servicing of Financial Assets - None

C. Wash Sales - None

18. Gain or Loss to the Reporting Entity from Uninsured Plans and the Uninsured Portion of Partially Insured Plans - None

Notes to the Financial Statements

19. Direct Premium Written/Produced by Managing General Agents/Third Party Administrators

The Company did not record direct written premiums produced by managing general agents or third party administrators that is equal to or greater than 5% of surplus in 2023.

20. Fair Value Measurements

A. Fair Value Measurement

The Company has categorized its assets that are measured and reported at fair value into the three-level fair value hierarchy as reflected in the table below:

- Level 1 – Securities that fall into this category are liquid investments traded in active markets and valued based on unadjusted quoted prices. Assets in this category are preferred and common stock securities.
- Level 2 - Securities that fall into this category are bonds, preferred stocks and common stocks and call options which are not exchange traded. These securities are valued based upon models with observable inputs - for example market interest rates, credit spreads etc. Fair value for these securities have been determined by independent pricing services using observable inputs.
- Level 3 – Securities that fall into this category are investments valued based upon models with "significant" non-observable inputs (assumptions). Such assumptions can be about loss severities, prepayment speed, interest rate volatilities, earnings forecast, comparable sales etc.

(1) Fair value measurements at reporting date

Description for each class of asset or liability	Level 1	Level 2	Level 3	Net Asset Value (NAV)	Total
a. Assets at fair value					
Bonds	\$	\$ 403,356,422	\$ 58,909	\$	\$ 403,415,331
Short-Term		7,465			7,465
Common Stock	828,461,194	3,270,876	22,266,664		853,998,734
Other Joint-Venture Interest - Unaffiliated				1,412,632,427	1,412,632,427
Employee Trust					
Derivative Assets - Foreign Exchange Forward Contracts		120,622			120,622
Total assets at fair value/NAV	\$ 828,461,194	\$ 406,755,385	\$ 22,325,573	\$ 1,412,632,427	\$ 2,670,174,579
b. Liabilities at fair value					
Derivative Liabilities - Foreign Exchange Forward Contracts	\$	\$ 9,479,437	\$	\$	\$ 9,479,437
Total liabilities at fair value	\$	\$ 9,479,437	\$	\$	\$ 9,479,437

(2) Fair value measurements in Level 3 of the fair value hierarchy

Description	Beginning balance as of 01/01/2023	Transfers Into Level 3	Transfers Out of Level 3	Total Gains and (Losses) Included in Net Income	Total Gains and (Losses) Included in Surplus	Purchases	Issuances	Sales	Settlements	Ending Balance at 12/31/2023
a. Assets										
Common Stocks	\$ 21,266,663	\$	\$	\$	\$ 1,000,001	\$	\$	\$	\$	\$ 22,266,664
Bonds		64,866			(5,957)					58,909
Total assets	\$ 21,266,663	\$ 64,866	\$	\$	\$ 994,044	\$	\$	\$	\$	\$ 22,325,573
b. Liabilities										
Foreign exchange forward contracts	\$	\$	\$	\$	\$	\$	\$	\$	\$	\$
Total liabilities	\$	\$	\$	\$	\$	\$	\$	\$	\$	\$

(3) Policy on Transfers In and Out of Level 3

At the end of each reporting period, the Company evaluates whether or not any event has occurred or circumstances have changed that would cause an investment to be transferred in or out of Level 3.

(4) Inputs and Techniques Used for Level 2 and Level 3 Fair Values

Bonds carried at fair value categorized as Level 2 were valued using a market approach. These valuations were determined to be Level 2 as either quoted markets prices for similar instruments in an active market or model-based valuation in which all significant inputs are observable in the market were utilized. This was accomplished by the use of matrix pricing. Matrix pricing takes quoted prices of bonds with similar features that are inputs into the analysis including duration, credit quality, tax status and call and sinking fund features.

Redeemable preferred stocks are carried at amortized cost or at the lower of amortized cost or fair value, depending on their NAIC designation. Non-redeemable preferred stocks are carried at fair value or the lower of cost or fair value based on their NAIC designation. Redeemable preferred stock premium or discount is amortized using the interest method.

Common stocks carried at fair value categorized as Level 2 were valued using a market approach. These valuations were determined to be Level 2 valuations because quoted markets prices for identical instruments trading in an inactive market were utilized. When an equity instrument is illiquid due to limited trading activity, the use of quoted markets prices for identical instruments was determined by the Company to be the most reliable method to determine fair value.

Employee Trust carried at fair value categorized as Level 2 were valued using a market approach. These valuations were determined to be Level 2 valuations as quoted markets prices for similar instruments in an active market were utilized. This was accomplished by the use of matrix pricing. Matrix pricing takes quoted prices of bonds with similar features that are inputs into the analysis including duration, credit quality, tax status and call and sinking fund features.

Bonds carried at fair value categorized as Level 3 were valued using unobservable inputs. These unobservable inputs reflect our own assumptions about the criteria that market participants would use in pricing these assets (including assumptions about risk). These assumptions were based on the best information available in the circumstances.

Common stocks carried at fair value categorized as Level 3 are not actively traded on national exchanges and were valued using quotes from brokers or independent pricing services.

Notes to the Financial Statements

20. Fair Value Measurements (Continued)

Derivatives fair value were determined by the Company and were based on no arbitrage valuation approach using foreign spot rates and the yield curves to construct the foreign forward curve.

(5) See Note 20A(1) and (4) above.

B. Other Fair Value Disclosures - None

C. Fair Values for All Financial Instruments by Level 1, 2 and 3

Type of Financial Instrument	Aggregate Fair Value	Admitted Assets	Level 1	Level 2	Level 3	Net Asset Value (NAV)	Not Practicable (Carrying Value)
Assets-Bonds	\$ 13,591,067,160	\$ 14,481,089,748	\$	\$ 13,450,878,509	\$ 140,188,651	\$	\$
Assets-Unaffiliated Common Stock	853,998,734	853,998,734	828,461,194	3,270,876	22,266,664		
Assets-Cash, Cash Equivalents and Short-Term	563,626,469	563,626,469	563,619,004	7,465			
Assets-Derivative Instruments	120,622	120,622		120,622			
Assets-Receiveable for Securities	43,785,484	43,785,484	43,785,484				
Assets-Employee Trust	160,501,647	165,934,623	1,582,190	157,053,848	1,865,609		
Assets-Other Joint-Venture Interest - Unaff.	1,412,632,427	1,412,632,427				1,412,632,427	
Liabilities-Payable for Securities	46,106,043	46,106,043	46,106,043				
Liabilities-Derivative Instruments	9,479,437	9,479,437		9,479,437			

D. Not Practicable to Estimate Fair Value - None

E. Nature and Risk of Investments Reported at NAV

Net Asset Value (NAV) represents underlying audited U.S. GAAP equity of Company's joint ventures and partnerships with minor interest. These investments are considered investment companies and apply specialized accounting reporting guidance. Each of them was formed to acquire a diversified portfolio of interest in primarily private investment funds. While some of these investments are redeemable, those not redeemable receive distributions through the liquidation of the underlying assets. As of December 31, 2023, the total amount of the remaining commitment was \$183,941,006 (balance excludes the non-admitted securities).

21. Other Items

A. Unusual or Infrequent Items - None

B. Troubled Debt Restructuring - None

C. Other Disclosures - None

D. Business Interruption Insurance Recoveries - None

E. State Transferable and Non-Transferable Tax Credits - None

F. Subprime-Mortgage-Related Risk Exposure

(1) A review was performed of the investment portfolio at December 31, 2023, to determine whether the Company has exposure to subprime mortgage risk. The Company defines subprime mortgages as transactions/securitizations backed primarily by mortgage loans to borrowers with a) a tarnished credit history as evidenced by a Fair Isaac Company (FICO) score of 660 or lower, or b) a debt-to-income ratio of 40% or more or c) a loan margin of 4% or higher. The Company does not have direct exposure to subprime risk through investments in subprime mortgage loans.

(2) Direct exposure through investments in subprime mortgage loans - None

(3) Direct exposure through other investments

	Actual Cost	Book/Adjusted Carrying Value (Excluding Interest)	Fair Value	Other-Than-Temporary Impairment Losses Recognized
a. Residential mortgage-backed securities	\$ 2,255,000	\$ 671,706	\$ 2,053,941	\$ (1,571,925)
b. Commercial mortgage-backed securities				
c. Collateralized debt obligations				
d. Structured securities				
e. Equity investment in SCAs				
f. Other assets				
g. Total (a+b+c+d+e+f)	\$ 2,255,000	\$ 671,706	\$ 2,053,941	\$ (1,571,925)

(4) Underwriting exposure to subprime mortgage risk through Mortgage Guaranty or Financial Guaranty insurance coverage - None

G. Insurance-Linked Securities (ILS) Contracts - None

H. The Amount That Could Be Realized on Life Insurance Where the Reporting Entity is Owner and Beneficiary or Has Otherwise Obtained Rights to Control the Policy - None

22. Events Subsequent - None

Notes to the Financial Statements

23. Reinsurance

A. Unsecured Reinsurance Recoverables

The Company has unsecured aggregate recoverables from outside reinsurers as of December 31, 2023, for losses paid, losses unpaid, loss adjustment expenses, and unearned premium that exceed 3% of the Company's policyholder surplus with the following reinsurers (and related group members):

Individual Reinsurers with Unsecured Reinsurance Recoverables Exceeding 3% of Policyholder Surplus

Individual Reinsurers Who Are Not Members of a Group

FEIN	Reinsurer Name	Unsecured Amount
ZURICH INS CO AA-1460190		\$ 1,884,600,566
FEDERAL CROP INS CORP AA-9992200		755,537,476
ZURICH GLOBAL LIMITED AA-3190947		531,606,715
SWISS REINS CO LTD AA-1460146		369,769,784
MUNCHENER RUECKVERSICHERUNGS AA-1340165		246,111,956
EVEREST RE BERMUDA LTD AA-3194101		239,221,584

Individual Reinsurers Who Are Members of a Group

NAIC Group Code	FEIN	Reinsurer Name	Unsecured Amount
0031	13-5616275	TRANSATLANTIC RE CO	\$ 208,678,024
0181	13-1675535	SWISS REINS AMERICAN CORP	803,701,691
1120	22-2005057	EVEREST REINS CO	371,622,251
3219	35-2293075	ENDURANCE ASSURANCE CORP	236,583,554

All Members of the Groups Shown above with Unsecured Reinsurance Recoverables

NAIC Group Code	FEIN	Reinsurer Name	Unsecured Amount
0031	39-0971527	CAPITOL INDEMNITY CORP	\$ 107
0031	13-3333610	FAIR AMERICAN INS & RE CO	169
0031	06-1325038	FINIAL RE CO	9,255,208
0031	13-2673100	GENERAL RE CORP	52,928,994
0031	13-1958482	GENERAL STAR NATIONAL INSURANCE CO	28,323
0031	36-2403971	NATIONAL LIAB & FIRE INS CO	129,421
0031	47-0355979	NAT'L INDEMNITY CO	507,953
0031	16-0366830	RSUI IND CO	1,110,598
0031	13-5616275	TRANSATLANTIC RE CO	208,678,024
0031	63-0202590	BERKSHIRE HATHAWAY SPECIALTY INS CO	543,497
0181	06-0839705	SWISS RE LIFE & HEALTH AMER INC	2,374,731
0181	13-1675535	SWISS REINS AMERICAN CORP	803,701,691
0181	48-0921045	WESTPORT INSURANCE CORP	11,059,225
0181	13-3440360	SWISS RE CORPORATE SOL ELITE INS CO	324,494
1120	22-2005057	EVEREST REINS CO	371,622,251
1120	22-3520347	EVEREST INDEMNITY INS CO	684,535
3219	75-1844564	ENDURANCE AMER SPECIALTY INS CO	409
3219	35-2293075	ENDURANCE ASSURANCE CORP	236,583,554
Total			\$ 1,699,533,184

B. Reinsurance Recoverable in Dispute - None

C. Reinsurance Assumed and Ceded

(1) Maximum amount of return commission that would have been due reinsurers if all of the company's reinsurance was canceled or if the company's insurance assumed was canceled

	Assumed Reinsurance		Ceded Reinsurance		Net	
	Premium Reserve	Commission Equity	Premium Reserve	Commission Equity	Premium Reserve	Commission Equity
a. Affiliates	\$ 2,366,432,583	\$ 263,256,783	\$ 451,725,426	\$ 92,322,422	\$ 1,914,707,157	\$ 170,934,361
b. All other	71,792,123	7,986,605	997,482,307	203,862,740	(925,690,184)	(195,876,135)
c. Total (a+b)	\$ 2,438,224,706	\$ 271,243,388	\$ 1,449,207,733	\$ 296,185,162	\$ 989,016,973	\$ (24,941,774)
d. Direct unearned premium reserve			\$ 3,350,843,610			

Notes to the Financial Statements

23. Reinsurance (Continued)

- (2) The additional or return commission, predicated on loss experience or on any other form of profit sharing arrangements in this statement as a result of existing contractual arrangements is accrued as follows:

Reinsurance

	Direct	Assumed	Ceded	Net
a. Contingent commission	\$ 152,750,582	\$ 428,821	\$	\$ 153,179,404
b. Sliding scale adjustments				
c. Other profit commission arrangements				
d. Total (a+b+c)	<u>\$ 152,750,582</u>	<u>\$ 428,821</u>	<u>\$</u>	<u>\$ 153,179,404</u>

- (3) Risks attributed to each of the company's protected cells - None

D. Uncollectible Reinsurance

- (1) The Company has written off in the current year reinsurance balances due (from the companies listed below) in the amount of \$1,770,247, which is reflected as:

	Amount
a. Losses incurred	\$ 1,550,103
b. Loss adjustment expenses incurred	220,144
c. Premiums earned	
d. Other	
e. Company	
Cebic Ltd	\$ 1,190,176
R&Q Reins Co	328,341
Glenmaple Rein Co Ltd	251,730

E. Commutation of Ceded Reinsurance

The Company has reported in its operations in the current year as a result of commutation of reinsurance with the companies listed below, amounts that are reflected as:

	Amount
(1) Losses incurred	\$ 2,101,540
(2) Loss adjustment expenses incurred	485,912
(3) Premiums earned	
(4) Other	
(5) Company	
Natl WC Pool NCCI (Maine)	\$ 587,451
Southern Construction Grp Ltd	509,579
Generations Grp Ltd	493,741
Four Corners Const Grp	344,544
Valley Indemnity Ltd	326,604
Golden Rule Ltd	325,533
Total	2,587,452

F. Retroactive Reinsurance

- (1) Retroactive reinsurance agreements that transfer liabilities for losses that have already occurred and that will generate special surplus transactions

The Company's retroactive reinsurance transactions are as follows:

(a) Reserves transferred

	Reported Company	
	Assumed	Ceded
1. Initial reserves	\$ 102,551,000	\$
2. Adjustments - prior year(s)	5,385,128
3. Adjustment - current year	(26,728)
4. Current total (1+2+3)	<u>\$ 107,909,400</u>	<u>\$</u>

(b) Consideration paid or received

	Assumed	Ceded
1. Initial consideration	\$ 85,897,663	\$
2. Adjustments - prior year(s)	-
3. Adjustments - current year	-
4. Current total (1+2+3)	<u>\$ 85,897,663</u>	<u>\$</u>

Notes to the Financial Statements

23. Reinsurance (Continued)

(c) Paid losses reimbursed or recovered

	Assumed	Ceded
1. Prior year(s).....	\$ 100,246,468	\$ -
2. Current year.....	812,019	-
3. Current total (1+2).....	<u>\$ 101,058,487</u>	<u>\$ -</u>

(d) Special surplus from retroactive reinsurance

	Assumed	Ceded
1. Initial surplus gain or loss.....	\$ -	\$ 87,000,000
2. Adjustments - prior year(s).....	-	(9,307,000)
3. Adjustments - current year.....	-	833,000
4. Current year restricted surplus.....	-	4,237,000
5. Cumulative total transferred to unassigned funds (1+2+3+4).....	<u>\$ -</u>	<u>\$ 82,763,000</u>

Certain reinsurance contracts which were issued subsequent to January 1, 1994 which were still in-force as of December 31, 2023 and December 31, 2022, respectively, had either not been signed within nine months of the commencement of the policy period covered by the reinsurance agreement or provided coverage for past insured events. Accordingly, such contracts are presumed to be retroactive.

All these noted reinsurance contracts did pass risk transfer and remain valid, legal and enforceable. The Company determined that all these noted amounts were immaterial to the multiple financial statement line items, schedules, and exhibits and therefore did not reflect the components of the change from prospective to retroactive reinsurance accounting other than restricting, per SSAP 62R for retroactive accounting, \$4.2 million and \$3.4 million of unassigned surplus as of December 31, 2023 and December 31, 2022, respectively. The retroactive amounts recorded within assets totaled \$16 million and \$26 million as of December 31, 2023 and December 31, 2022, respectively.

(e) All cedents and reinsurers involved in all transactions included in summary totals above

Company	Assumed Amount	Ceded Amount
The Healthcare Company.....	\$ 68,434,704	\$ -
Time-Warner.....	21,207,520	-
Diamond International.....	10,518,301	-
STARM.....	7,748,875	-
Total.....	<u>\$ 107,909,400</u>	<u>\$ -</u>

(f) Total Paid Loss/LAE amounts recoverable (for authorized, reciprocal jurisdiction, unauthorized and certified reinsurers), any amounts more than 90 days overdue (for authorized, reciprocal jurisdiction, unauthorized and certified reinsurers), and for amounts recoverable the collateral held (for unauthorized and certified reinsurers) as respects amounts recoverable from unauthorized and certified reinsurers - None

G. Reinsurance Accounted for as a Deposit

According to Statement of Statutory Accounting Principle No. 62R, *Property and Casualty Reinsurance*, the Company has accounted for two ceded reinsurance agreements which were determined to be of a deposit nature. As of December 31, 2023, these contracts had balances as follows:

Description	Interest Income	Cash Recoveries	Deposit Balance
Contract #1.....	\$ -	\$ -	\$ -
Initial Payment.....	-	-	12,950,595
Prior Years.....	-	(12,908,691)	41,904
Year 2022.....	-	22,038	63,943
Year 2023.....	-	-	63,943
Contract #2.....	-	-	-
Initial Payment.....	-	-	1,982,560
Prior Years.....	-	(1,898,907)	83,653
Year 2022.....	-	7,688	91,341
Year 2023.....	-	-	91,341

Additionally, certain contracts were identified by the Company that were accounted for as reinsurance but did not pass risk transfer. Accordingly, the Company recorded adjustments to the statement of income for \$0.2 million and \$0.2 million for December 31, 2023 and 2022, respectively. The Company also determined that these amounts were immaterial to the multiple financial statement line items, schedules, and exhibits and therefore did not reflect the components of the change from reinsurance to deposit accounting. The deposit amounts recorded within reinsurance assets totaled \$6.2 million and \$6.6 million as of December 31, 2023 and 2022, respectively.

H. Disclosures for the Transfer of Property and Casualty Run-Off Agreements - None

I. Certified Reinsurer Rating Downgraded or Status Subject to Revocation - None

J. Reinsurance Agreements Qualifying for Reinsurer Aggregation - None

K. Reinsurance Credit - None

Notes to the Financial Statements

24. Retrospectively Rated Contracts & Contracts Subject to Redetermination

A. Method Used to Estimate

The Company estimates accrued retrospective premium adjustments by estimating the premium impact related to the losses and allocated loss adjustment expenses that are expected to be used in future retrospective premium adjustment calculations.

B. Method Used to Record

The accrued retrospective premiums are recorded through an adjustment to earned premiums.

C. Amount and Percent of Net Retrospective Premiums

See Schedule P - Part 7A.

D. Medical Loss Ratio Rebates Required Pursuant to the Public Health Service Act - None

E. Calculation of Nonadmitted Retrospective Premium

(1) For Ten Percent (10%) Method of determining nonadmitted retrospective premium

This amount totaled \$18.3 million and \$18.0 million as of December 31, 2023 and 2022, respectively.

Ten percent of the amount of accrued retrospective premiums not offset by retrospective return premiums, other liabilities to the same party (other than loss and loss adjustment expense reserves), or collateral as permitted by *SSAP No. 66-Retrospectively Rated Contracts* has been nonadmitted.

a. Total accrued retro premium.....	\$ 410,729,603
b. Unsecured amount.....	182,565,294
c. Less: nonadmitted amount (10%).....	18,256,529
d. Less: nonadmitted for any person for whom agents' balances or uncollected premiums are nonadmitted.....
e. Admitted amount (a) - (c) - (d).....	\$ 392,473,074

(2) For Quality Rating Method of determining nonadmitted retrospective premium - None

F. Risk-Sharing Provisions of the Affordable Care Act (ACA)

(1) Accident and health insurance premium subject to the Affordable Care Act risk-sharing provisions

Did the reporting entity write accident and health insurance premium which is subject to the Affordable Care Act risk sharing provisions?
NO

(2) Impact of Risk-Sharing Provisions of the Affordable Care Act on admitted assets, liabilities and revenue for the current year - None

(3) Roll-forward of prior year ACA risk-sharing provisions for the following asset (gross of any nonadmission) and liability balances, along with the reasons for adjustments to prior year balance - None

(4) Roll-forward of risk corridors asset and liability balances by program benefit year - None

(5) ACA risk corridors receivable as of reporting date - None

25. Changes in Incurred Losses and Loss Adjustment Expenses

A. Reasons for Changes in the Provision for Incurred Loss and Loss Adjustment Expenses Attributable to Insured Events of Prior Years

Activity in the liabilities for losses and LAE is summarized as follows:

Change in Incurred Losses and Loss Adjustment Expenses as of December 31, 2023 in ('000's)

	2023 <u>(in thousands)</u>	2022 <u>(in thousands)</u>
Balance as of January 1, 2023, net of reinsurance recoverables of \$21,350,617	\$ 12,260,611	\$ 12,244,570
Incurring Loss and LAE related to:		
Current accident year	4,199,239	4,209,337
Prior accident year	78,714	29,011
Total Incurred	\$ 4,277,954	\$ 4,238,348
Paid Loss and LAE related to:		
Current accident year	1,733,157	1,604,826
Prior accident year	2,781,140	2,617,481
Total Paid	\$ 4,514,297	\$ 4,222,307
Change in Reserves for Loss and LAE related to:		
Current accident year	2,466,083	2,604,511
Prior accident year	(2,702,426)	(2,588,470)
Total Change in Reserves	\$ (236,343)	\$ 16,041
Balance as of December 31, 2023, net of reinsurance recoverables of \$21,939,553	\$ 12,024,268	\$ 12,260,611

Notes to the Financial Statements

25. Changes in Incurred Losses and Loss Adjustment Expenses (Continued)

Reserves as of December 31, 2022 were \$12.3 billion. As of December 31, 2023, \$2.8 billion has been paid for incurred claims and claim adjustment expenses attributable to insured events of prior years. Reserves remaining for prior years are now \$9.6 billion as a result of re-estimation of unpaid claims and claim adjustment expenses. Therefore, there has been a \$78.7 million unfavorable prior-year development since December 31, 2022 to December 31, 2023. The increase is generally the result of ongoing analysis of recent loss development trends. Original estimates are increased or decreased, as additional information becomes known regarding individual claims. Included in this increase, the Company experienced \$35.7 million of favorable prior year claim development on retrospectively rated policies. However, the business to which it relates is subject to premium adjustments.

- B. Significant Changes in Methodologies and Assumptions Used in Calculating the Liability for Unpaid Losses and Loss Adjustment Expenses - None

26. Intercompany Pooling Arrangements

- A. All of the following companies directly or indirectly participate in an inter-company Pooling Agreement on a several basis. Under the terms of the Pooling Agreement, all transactions included in the net income or loss resulting from underwriting operations of each pool participant and the related asset and liability accounts, after the effects of third party reinsurance, are pooled 100% to ZAIC. Each pool participant is directly and solely liable to its insured or reinsured. Additionally, ZAIC is liable for 100% of the liabilities of the Pool, including charge against its surplus for non-admitted assets of each pool participant resulting from assets pooled to ZAIC. All amounts due to or from the Pool are settled in cash each quarter with the exception of intercompany balances with RCIC which will be settled annually, after settlements with the FCIC occur.

The following companies participate in the Pooling Agreement:

Company	NAIC Code
Zurich American Insurance Company	16535
American Guarantee and Liability Insurance Company	26247
American Zurich Insurance Company	40142
Zurich American Insurance Company of Illinois	27855
Steadfast Insurance Company	26387
Fidelity and Deposit Company of Maryland	39306
Colonial American Casualty and Surety Company	34347
Universal Underwriters Insurance Company	41181
Universal Underwriters of Texas Insurance Company	40843
Empire Fire & Marine Insurance Company	21326
Empire Indemnity Insurance Company	21334
Rural Community Insurance Company	39039

- B. All lines of business.
 C. None
 D. None
 E. None
 F. None
 G. None

27. Structured Settlements

- A. Reserves Eliminated by Annuities and Unrecorded Loss Contingencies

The dollar amount of loss reserves eliminated by annuities relating to structured settlements for the Company as of December 31, 2023 is \$2,455 million. The Company remains contingently liable for \$1.012 billion as of December 31, 2023 in the event the issuers of the annuities fail to perform under the terms of the annuities.

Loss Reserves Eliminated by Annuities	Unrecorded Loss Contingencies
\$..... 2,455,347,621	\$..... 1,018,805,032

- B. Aggregate Statement Value of Annuities Due from Life Insurers Equaling or Exceeding 1% of Policyholders' Surplus

Life Insurance Company and Location	Licensed in Company's State of Domicile (Yes/No)	Statement Value (i.e., Present Value) of Annuities
Metropolitan Life, 200 Park Ave., New York, NY 10166	Yes	\$..... 449,872,266
Pacific Life Insurance Company, 700 Newport Center Drive, Newport Beach, CA 92660	No	337,631,711
Berkshire Hathaway Life Insurance Company of Nebraska, 3024 Harney St., Omaha, NE 68131.....	No	335,599,380
Prudential Financial, Prudential Plaza, Newark, NJ 07102.....	Yes	273,300,767
New York Life Insurance Company, 51 Madison Ave., New York, NY 10010.....	Yes	268,652,542
John Hancock Life Insurance Company 100 Summit Lake Drive, Valhalla, NY 10595.....	Yes	120,534,201
Hartford Life Insurance Company, 200 Hopmeadow Street, Simsbury, CT 06089.....	Yes	103,589,231
American General Insurance, 2271 SE 27th Ave, Amarillo, TX 79103.....	Yes	101,782,465
Allstate Life Insurance Company, 2775 Sanders Road, Northbrook, IL 60062.....	Yes	95,261,064

28. Health Care Receivables - None

29. Participating Policies - None

30. Premium Deficiency Reserves - None

Notes to the Financial Statements

31. High Deductibles

A. Reserve Credit Recorded on Unpaid Claims and Amount Billed and Recoverable on Paid Claims for High Deductibles

(1) Counter party exposure recorded on unpaid claims and billed recoverables on paid claims

Annual Statement Line of Business (ASL)		(3)	(4)	(5)	(6)
(1)	(2)	Gross (of High Deductible) Loss Reserves	Reserve Credit for High Deductibles	Billed Recoverables on Paid Claims	Total High Deductibles and Billed Recoverables (Col 4 + Col 5)
ASL #	ASL Description				
5.2	Commercial Multi-Peril (liability)	\$ 3,149,578	\$ 1,312,209	\$ 9,652	\$ 1,321,861
8	Ocean Marine	22,591	22,591	166	22,757
11.1	Medical Professional Liability	346,306	315,118	2,318	317,436
11.2	Medical Professional Liability	12,957,918	3,548,207	26,099	3,574,306
16	Workers Compensation	10,224,089,623	5,864,793,268	43,138,471	5,907,931,739
17.1	Other Liability - Occurrence	2,121,741,883	1,186,093,131	8,724,305	1,194,817,436
17.2	Other Liability - Claims Made	93,687,182	13,236,928	97,364	13,334,292
17.3	Excess workers compensation	8,728,645	89,560	659	90,219
18.1	Products Liability-occurrence	83,057,818	41,087,963	302,222	41,390,185
18.2	Products Liability-claims-made	673,232	392,466	2,887	395,353
19.2	Private Passenger auto liability	(24,147)	16,930	125	17,055
19.3	Commercial auto no-fault	47,820,961	24,317,139	178,865	24,496,004
19.4	Other Commercial Auto Liability	2,531,953,264	2,054,991,422	15,115,484	2,070,106,906
21.2	Commercial Auto Physical Damage	4,881,440	4,140,215	30,453	4,170,668
26.0	Burglary and theft	2,111	-	-	-
Total		<u>\$ 15,133,088,405</u>	<u>\$ 9,194,357,147</u>	<u>\$ 67,629,070</u>	<u>\$ 9,261,986,217</u>

(2) Unsecured amounts of high deductibles

a. Total high deductibles and billed recoverables on paid claims (should equal total line for Column 6 for A(1) above)	\$ 9,261,986,217
b. Collateral on balance sheet (must be equal to or greater than zero)	56,444,104
c. Collateral off balance sheet (must be equal to or greater than zero)	6,579,219,051
d. Total unsecured deductibles and billed recoverables on paid claims d=a-(b+c) (must be equal to or greater than zero)	\$ 2,626,323,062
e. Percentage unsecured	28.356 %

(3) High deductible recoverables amounts on paid claims

a. Amount of overdue nonadmitted (either due to aging or collateral)	\$ 4,560,666
b. Total over 90 days overdue admitted	18,191,213
c. Total overdue (a+b)	<u>\$ 22,751,879</u>

(4) The deductible amounts for the highest ten unsecured high deductible policies

Counterparty Ranking	Top Ten Unsecured High Deductible Amounts
Counterparty 1	\$ 884,371,697
Counterparty 2	172,062,921
Counterparty 3	113,307,682
Counterparty 4	121,702,148
Counterparty 5	90,475,106
Counterparty 6	48,091,445
Counterparty 7	46,885,382
Counterparty 8	29,767,335
Counterparty 9	51,716,969
Counterparty 10	48,456,625

B. Unsecured High Deductible Recoverables for Individual Obligors Part of a Group Under the Same Management or Control Which Are Greater Than 1% of Capital and Surplus

(1) Total group unsecured aggregate recoverable

Group Name	Total Unsecured Aggregate Recoverable
Counterparty 1	\$ 884,371,697
Counterparty 2	172,062,921
Counterparty 3	113,307,682
Counterparty 4	121,702,148

Notes to the Financial Statements

31. High Deductibles (Continued)

(2) Obligors and related members in the group

Group Name	Obligors and Related Group Members
Same as above.....	

32. Discounting of Liabilities For Unpaid Losses or Unpaid Loss Adjustment Expenses

The Company discounts certain liabilities for unpaid losses for Workers' Compensation claims. The Company does not discount unpaid loss adjustment expenses.

A. Tabular Discount

Case reserves for certain Workers' Compensation claims have been discounted on a tabular basis using the 2007 United States Life Tables at 5%. Additionally, the Company records the amount of discount as reported to it by the various involuntary pools and direct assignment arrangements in which it participates. The December 31, 2023, and December 31, 2022, liabilities include \$452.2 million and \$427.4 million of such discounted reserves, respectively. The Company recognized \$20.7 million of interest accretion in the Statement of Income for the current year related to tabular discount on the losses incurred line item of the Statement of Income. The amount of discount for case and IBNR reserves on December 31, 2023, after the effect of pooling, is as follows:

Schedule P Lines of Business	Tabular Discount Included in Schedule P, Part 1	
	(1) Case	(2) IBNR
1. Homeowners/farmowners.....	\$.....	\$.....
2. Private passenger auto liability/medical.....		
3. Commercial auto/truck liability/medical.....		
4. Workers' compensation.....	260,910,000	191,301,000
5. Commercial multiple peril.....		
6. Medical professional liability - occurrence.....		
7. Medical professional liability - claims-made.....		
8. Special liability.....		
9. Other liability - occurrence.....		
10. Other liability - claims-made.....		
11. Special property.....		
12. Auto physical damage.....		
13. Fidelity/surety.....		
14. Other (including credit, accident and health).....		
15. International.....		
16. Reinsurance - nonproportional assumed property.....		
17. Reinsurance - nonproportional assumed liability.....		
18. Reinsurance - nonproportional assumed financial lines.....		
19. Products liability - occurrence.....		
20. Products liability - claims-made.....		
21. Financial guaranty/mortgage guaranty.....		
22. Warranty.....		
23. Total (Sum of Lines 1 through 22).....	<u>\$ 260,910,000</u>	<u>\$ 191,301,000</u>

B. Nontabular Discount - None

C. Rates used for discounting

The discount rate applied to the reserves has not changed from the prior annual statement.

33. Asbestos/Environmental Reserves

A. Does the company have on the books, or has it ever written an insured for which you have identified a potential for the existence of, a liability due to asbestos losses?

Yes (X) No ()

The Company has exposure to asbestos claims. The Company's exposure arises from general liability and commercial multi-peril policies. Individual case reserves are determined by a specialized, dedicated claim and legal staff. Bulk reserves are determined based upon management's best estimate, taking into consideration an actuarial analysis of ultimate liability. Both case and bulk reserves include a provision for loss and loss adjustment expense. The bulk reserve includes a provision for unreported claims.

(1) Direct basis

	2019	2020	2021	2022	2023
a. Beginning reserves.....	\$ 259,899,982	\$ 224,349,132	\$ 153,118,975	\$ 190,493,532	\$ 144,793,476
b. Incurred losses and loss adjustment expense.....	(1,902,839)	(19,194,906)	96,738,219	624,046	(463,497)
c. Calendar year payments for losses and loss adjustment expenses.....	33,648,011	52,035,251	59,363,662	46,324,102	25,828,385
d. Ending reserves (a+b-c).....	<u>\$ 224,349,132</u>	<u>\$ 153,118,975</u>	<u>\$ 190,493,532</u>	<u>\$ 144,793,476</u>	<u>\$ 118,501,594</u>

Notes to the Financial Statements

33. Asbestos/Environmental Reserves (Continued)

(2) Assumed reinsurance basis

	2019	2020	2021	2022	2023
a. Beginning reserves	\$ 19,645,112	\$ 18,949,897	\$ 17,335,274	\$ 16,483,528	\$ 15,768,534
b. Incurred losses and loss adjustment expense	227,887	(857,617)	(169,520)	117,880	603,906
c. Calendar year payments for losses and loss adjustment expenses	923,102	757,006	682,226	832,874	712,399
d. Ending reserves (a+b-c)	<u>\$ 18,949,897</u>	<u>\$ 17,335,274</u>	<u>\$ 16,483,528</u>	<u>\$ 15,768,534</u>	<u>\$ 15,660,041</u>

(3) Net of ceded reinsurance basis

	2019	2020	2021	2022	2023
a. Beginning reserves	\$ 257,596,751	\$ 1,046,981	\$ -	\$ -	\$ -
b. Incurred losses and loss adjustment expenses	(217,562,640)				
c. Calendar year payments for losses and loss adjustment expenses	38,987,130	1,046,981			
d. Ending reserves (a+b-c)	<u>\$ 1,046,981</u>	<u>\$ -</u>	<u>\$ -</u>	<u>\$ -</u>	<u>\$ -</u>

B. Amount of the Ending Reserves for Bulk + IBNR Included in A (Loss & LAE)

(1) Direct basis	\$ 14,109,862
(2) Assumed reinsurance basis	\$ 9,827,714
(3) Net of ceded reinsurance basis	\$ -

C. Amount of the Ending Reserves for Loss Adjustment Expenses Included in A (Case, Bulk + IBNR)

(1) Direct basis	\$ 47,474,362
(2) Assumed reinsurance basis	\$ 5,457,524
(3) Net of ceded reinsurance basis	\$ -

D. Does the company have on the books, or has it ever written an insured for which you have identified a potential for the existence of, a liability due to environmental losses?

Yes (X) No ()

The Company has exposure to environmental pollution claims. The Company's exposure arises from general liability and commercial multi-peril policies. Individual case reserves are determined by a specialized, dedicated claim and legal staff. Bulk reserves are determined based upon management's best estimate, taking into consideration an actuarial analysis of ultimate liability. Both case and bulk reserves include a provision for loss and loss adjustment expense. The bulk reserve includes a provision for unreported claims.

(1) Direct basis

	2019	2020	2021	2022	2023
a. Beginning reserves	\$ 158,615,333	\$ 128,823,718	\$ 115,436,028	\$ 123,160,127	\$ 114,956,141
b. Incurred losses and loss adjustment expense	(7,023,935)	113,220	20,459,008	(1,780,705)	(22,097,029)
c. Calendar year payments for losses and loss adjustment expenses	22,767,680	13,500,910	12,734,909	6,423,281	4,614,728
d. Ending reserves (a+b-c)	<u>\$ 128,823,718</u>	<u>\$ 115,436,028</u>	<u>\$ 123,160,127</u>	<u>\$ 114,956,141</u>	<u>\$ 88,244,384</u>

(2) Assumed reinsurance basis

	2019	2020	2021	2022	2023
a. Beginning reserves	\$ 2,426,115	\$ 2,483,375	\$ 4,287,846	\$ 4,023,819	\$ 3,642,694
b. Incurred losses and loss adjustment expense	197,034	2,223,160	433,937	(130,003)	(156,556)
c. Calendar year payments for losses and loss adjustment expenses	139,774	418,689	697,964	251,122	93,551
d. Ending reserves (a+b-c)	<u>\$ 2,483,375</u>	<u>\$ 4,287,846</u>	<u>\$ 4,023,819</u>	<u>\$ 3,642,694</u>	<u>\$ 3,392,586</u>

(3) Net of ceded reinsurance basis

	2019	2020	2021	2022	2023
a. Beginning reserves	\$ 150,482,302	\$ 588,170	\$ -	\$ -	\$ -
b. Incurred losses and loss adjustment expenses	(126,187,536)				
c. Calendar year payments for loss and loss adjustment expenses	23,706,596	588,170			
d. Ending reserves (a+b-c)	<u>\$ 588,170</u>	<u>\$ -</u>	<u>\$ -</u>	<u>\$ -</u>	<u>\$ -</u>

E. Amount of the Ending Reserves for Bulk + IBNR Included in D (Loss & LAE)

(1) Direct basis	\$ 18,555,504
(2) Assumed reinsurance basis	\$ 2,527,578
(3) Net of ceded reinsurance basis	\$ -

Notes to the Financial Statements

33. Asbestos/Environmental Reserves (Continued)

F. Amount of the Ending Reserves for Loss Adjustment Expenses Included in D (Case, Bulk + IBNR)

(1) Direct basis	\$ 35,382,729
(2) Assumed reinsurance basis	\$ 1,182,316
(3) Net of ceded reinsurance basis	\$

34. Subscriber Savings Accounts - None

35. Multiple Peril Crop Insurance

The Federal Multiple Peril Crop Insurance Program (MPCI) is underwritten and administered by Rural Community Insurance Company, Inc. (RCIC), a participant in the Pooling Agreement on behalf of the Pool. The program provides crop insurance coverage for catastrophic and other (buy-up) losses unique to the agricultural industry. RCIC is the holder of the Standard Reinsurance Agreement (SRA) with the Federal government and it provides all policy administration and claim-processing services for MPCI Program business underwritten by the Pool.

The exact amount of written premium for the MPCI Program is not known when policies become effective. Consequently, the written premium is initially estimated on the effective date of the policy based on historical information, and updated throughout the coverage period as additional information becomes available. A corresponding unearned premium reserve is established to reflect these transactions. The Company elected to compute the unearned premium reserve associated with the MPCI Program on a daily pro rata method as the Company did not believe it could demonstrate that the period of risk differs significantly from the contract period.

Pursuant to the SRA, RCIC receives payments from the Federal government to reimburse the Pool for the costs to administer the MPCI Program. The payments are recorded by the Pool as reductions to loss adjustment and other underwriting expenses. For the year ending December 31, 2023 the Pool recorded approximately \$686,000 from the Federal government for the costs to administer catastrophic coverage, and approximately \$266 million, for the costs to administer buy-up coverages.

36. Financial Guaranty Insurance - None

GENERAL INTERROGATORIES

**PART 1 - COMMON INTERROGATORIES
GENERAL**

- 1.1 Is the reporting entity a member of an Insurance Holding Company System consisting of two or more affiliated persons, one or more of which is an insurer? Yes No
If yes, complete Schedule Y, Parts 1, 1A, 2 and 3.
- 1.2 If yes, did the reporting entity register and file with its domiciliary State Insurance Commissioner, Director or Superintendent or with such regulatory official of the state of domicile of the principal insurer in the Holding Company System, a registration statement providing disclosure substantially similar to the standards adopted by the National Association of Insurance Commissioners (NAIC) in its Model Insurance Holding Company System Regulatory Act and model regulations pertaining thereto, or is the reporting entity subject to standards and disclosure requirements substantially similar to those required by such Act and regulations? Yes No N/A
- 1.3 State Regulating? New York
- 1.4 Is the reporting entity publicly traded or a member of a publicly traded group? Yes No
- 1.5 If the response to 1.4 is yes, provide the CIK (Central Index Key) code issued by the SEC for the entity/group.
- 2.1 Has any change been made during the year of this statement in the charter, by-laws, articles of incorporation, or deed of settlement of the reporting entity? Yes No
- 2.2 If yes, date of change:
- 3.1 State as of what date the latest financial examination of the reporting entity was made or is being made. 12/31/2021
- 3.2 State the as of date that the latest financial examination report became available from either the state of domicile or the reporting entity. This date should be the date of the examined balance sheet and not the date the report was completed or released. 12/31/2021
- 3.3 State as of what date the latest financial examination report became available to other states or the public from either the state of domicile or the reporting entity. This is the release date or completion date of the examination report and not the date of the examination (balance sheet date). 05/11/2023
- 3.4 By what department or departments?
New York
- 3.5 Have all financial statement adjustments within the latest financial examination report been accounted for in a subsequent financial statement filed with Departments? Yes No N/A
- 3.6 Have all of the recommendations within the latest financial examination report been complied with? Yes No N/A
- 4.1 During the period covered by this statement, did any agent, broker, sales representative, non-affiliated sales/service organization or any combination thereof under common control (other than salaried employees of the reporting entity), receive credit or commissions for or control a substantial part (more than 20 percent of any major line of business measured on direct premiums) of:
4.11 sales of new business? Yes No
4.12 renewals? Yes No
- 4.2 During the period covered by this statement, did any sales/service organization owned in whole or in part by the reporting entity or an affiliate, receive credit or commissions for or control a substantial part (more than 20 percent of any major line of business measured on direct premiums) of:
4.21 sales of new business? Yes No
4.22 renewals? Yes No
- 5.1 Has the reporting entity been a party to a merger or consolidation during the period covered by this statement? Yes No
If yes, complete and file the merger history data file with the NAIC.
- 5.2 If yes, provide the name of the entity, NAIC Company Code, and state of domicile (use two letter state abbreviation) for any entity that has ceased to exist as a result of the merger or consolidation.

1 Name of Entity	2 NAIC Company Code	3 State of Domicile

- 6.1 Has the reporting entity had any Certificates of Authority, licenses or registrations (including corporate registration, if applicable) suspended or revoked by any governmental entity during the reporting period? Yes No
- 6.2 If yes, give full information:
- 7.1 Does any foreign (non-United States) person or entity directly or indirectly control 10% or more of the reporting entity? Yes No
- 7.2 If yes,
7.21 State the percentage of foreign control; 100.0 %
7.22 State the nationality(s) of the foreign person(s) or entity(s); or if the entity is a mutual or reciprocal, the nationality of its manager or attorney-in-fact and identify the type of entity(s) (e.g., individual, corporation, government, manager or attorney-in-fact).

1 Nationality	2 Type of Entity
Switzerland	Corporation

ANNUAL STATEMENT FOR THE YEAR 2023 OF THE ZURICH AMERICAN INSURANCE COMPANY

GENERAL INTERROGATORIES

- 8.1 Is the company a subsidiary of a depository institution holding company (DIHC) or a DIHC itself, regulated by the Federal Reserve Board? Yes [] No [X]
- 8.2 If the response to 8.1 is yes, please identify the name of the DIHC.
.....
- 8.3 Is the company affiliated with one or more banks, thrifts or securities firms? Yes [X] No []
- 8.4 If response to 8.3 is yes, please provide below the names and location (city and state of the main office) of any affiliates regulated by a federal regulatory services agency [i.e. the Federal Reserve Board (FRB), the Office of the Comptroller of the Currency (OCC), the Federal Deposit Insurance Corporation (FDIC) and the Securities Exchange Commission (SEC)] and identify the affiliate's primary federal regulator.

1 Affiliate Name	2 Location (City, State)	3 FRB	4 OCC	5 FDIC	6 SEC
BFP Securities, LLC	St. Louis, Missouri	NO	NO	NO	YES
Farmers Financial Solutions, LLC	Westlake Village, California	NO	NO	NO	YES

- 8.5 Is the reporting entity a depository institution holding company with significant insurance operations as defined by the Board of Governors of Federal Reserve System or a subsidiary of the depository institution holding company? Yes [] No [X]
- 8.6 If response to 8.5 is no, is the reporting entity a company or subsidiary of a company that has otherwise been made subject to the Federal Reserve Board's capital rule? Yes [] No [X] N/A []
- 9. What is the name and address of the independent certified public accountant or accounting firm retained to conduct the annual audit?
Ernst & Young LLP, 155 N Upper Wacker Drive, Chicago, IL 60606
- 10.1 Has the insurer been granted any exemptions to the prohibited non-audit services provided by the certified independent public accountant requirements as allowed in Section 7H of the Annual Financial Reporting Model Regulation (Model Audit Rule), or substantially similar state law or regulation? Yes [] No [X]
- 10.2 If the response to 10.1 is yes, provide information related to this exemption:
.....
- 10.3 Has the insurer been granted any exemptions related to the other requirements of the Annual Financial Reporting Model Regulation as allowed for in Section 18A of the Model Regulation, or substantially similar state law or regulation? Yes [] No [X]
- 10.4 If the response to 10.3 is yes, provide information related to this exemption:
.....
- 10.5 Has the reporting entity established an Audit Committee in compliance with the domiciliary state insurance laws? Yes [X] No [] N/A []
- 10.6 If the response to 10.5 is no or n/a, please explain.
.....
- 11. What is the name, address and affiliation (officer/employee of the reporting entity or actuary/consultant associated with an actuarial consulting firm) of the individual providing the statement of actuarial opinion/certification?
Aaron Beharelle, EVP & Chief Actuary, 1299 Zurich Way, Schaumburg, IL 60196
- 12.1 Does the reporting entity own any securities of a real estate holding company or otherwise hold real estate indirectly? Yes [] No [X]
 - 12.11 Name of real estate holding company ...
 - 12.12 Number of parcels involved
 - 12.13 Total book/adjusted carrying value \$
- 12.2 If yes, provide explanation
.....
- 13. **FOR UNITED STATES BRANCHES OF ALIEN REPORTING ENTITIES ONLY:**
- 13.1 What changes have been made during the year in the United States manager or the United States trustees of the reporting entity?
.....
- 13.2 Does this statement contain all business transacted for the reporting entity through its United States Branch on risks wherever located? Yes [] No []
- 13.3 Have there been any changes made to any of the trust indentures during the year? Yes [] No []
- 13.4 If answer to (13.3) is yes, has the domiciliary or entry state approved the changes? Yes [] No [] N/A []
- 14.1 Are the senior officers (principal executive officer, principal financial officer, principal accounting officer or controller, or persons performing similar functions) of the reporting entity subject to a code of ethics, which includes the following standards? Yes [X] No []
 - a. Honest and ethical conduct, including the ethical handling of actual or apparent conflicts of interest between personal and professional relationships;
 - b. Full, fair, accurate, timely and understandable disclosure in the periodic reports required to be filed by the reporting entity;
 - c. Compliance with applicable governmental laws, rules and regulations;
 - d. The prompt internal reporting of violations to an appropriate person or persons identified in the code; and
 - e. Accountability for adherence to the code.
- 14.11 If the response to 14.1 is No, please explain:
.....
- 14.2 Has the code of ethics for senior managers been amended? Yes [X] No []
- 14.21 If the response to 14.2 is yes, provide information related to amendment(s).
Revisions were made to add more detail regarding several topics.
- 14.3 Have any provisions of the code of ethics been waived for any of the specified officers? Yes [] No [X]
- 14.31 If the response to 14.3 is yes, provide the nature of any waiver(s).
.....

ANNUAL STATEMENT FOR THE YEAR 2023 OF THE ZURICH AMERICAN INSURANCE COMPANY

GENERAL INTERROGATORIES

- 15.1 Is the reporting entity the beneficiary of a Letter of Credit that is unrelated to reinsurance where the issuing or confirming bank is not on the SVO Bank List? Yes [X] No []
- 15.2 If the response to 15.1 is yes, indicate the American Bankers Association (ABA) Routing Number and the name of the issuing or confirming bank of the Letter of Credit and describe the circumstances in which the Letter of Credit is triggered.

1 American Bankers Association (ABA) Routing Number	2 Issuing or Confirming Bank Name	3 Circumstances That Can Trigger the Letter of Credit	4 Amount
71212128	1st SOURCE BANK	A letter of credit may be drawn upon if a non renewal is issued by the Bank and replacement collateral is not provided prior to the expiration date or if non-payment of insurance obligations occurs.	100,000
103113056	1ST UNITED BANK	A letter of credit may be drawn upon if a non renewal is issued by the Bank and replacement collateral is not provided prior to the expiration date or if non-payment of insurance obligations occurs.	25,000
243073823	ALLEGHENY VALLEY BANK OF PITTSBURGH	A letter of credit may be drawn upon if a non renewal is issued by the Bank and replacement collateral is not provided prior to the expiration date or if non-payment of insurance obligations occurs.	100,000
65205031	AMERICAN BANK AND TRUST COMPANY	A letter of credit may be drawn upon if a non renewal is issued by the Bank and replacement collateral is not provided prior to the expiration date or if non-payment of insurance obligations occurs.	767,000
122042807	American Business Bank	A letter of credit may be drawn upon if a non renewal is issued by the Bank and replacement collateral is not provided prior to the expiration date or if non-payment of insurance obligations occurs.	50,000
107001232	ANB Bank	A letter of credit may be drawn upon if a non renewal is issued by the Bank and replacement collateral is not provided prior to the expiration date or if non-payment of insurance obligations occurs.	162,500
107001232	ANB Bank	A letter of credit may be drawn upon if a non renewal is issued by the Bank and replacement collateral is not provided prior to the expiration date or if non-payment of insurance obligations occurs.	2,300,000
107001232	ANB Bank	A letter of credit may be drawn upon if a non renewal is issued by the Bank and replacement collateral is not provided prior to the expiration date or if non-payment of insurance obligations occurs.	200,000
53206741	ANDERSON BROTHERS BANK	A letter of credit may be drawn upon if a non renewal is issued by the Bank and replacement collateral is not provided prior to the expiration date or if non-payment of insurance obligations occurs.	265,000
82900995	Arvest Bank	A letter of credit may be drawn upon if a non renewal is issued by the Bank and replacement collateral is not provided prior to the expiration date or if non-payment of insurance obligations occurs.	1,300,000
26008811	BANCO POPULAR NORTH AMERICA	A letter of credit may be drawn upon if a non renewal is issued by the Bank and replacement collateral is not provided prior to the expiration date or if non-payment of insurance obligations occurs.	25,000
84201278	BANCORPSOUTH BANK	A letter of credit may be drawn upon if a non renewal is issued by the Bank and replacement collateral is not provided prior to the expiration date or if non-payment of insurance obligations occurs.	400,000
26002794	Bank Leumi	A letter of credit may be drawn upon if a non renewal is issued by the Bank and replacement collateral is not provided prior to the expiration date or if non-payment of insurance obligations occurs.	1,200,000
61119642	BANK OF NORTH GEORGIA	A letter of credit may be drawn upon if a non renewal is issued by the Bank and replacement collateral is not provided prior to the expiration date or if non-payment of insurance obligations occurs.	175,000
61119642	BANK OF NORTH GEORGIA	A letter of credit may be drawn upon if a non renewal is issued by the Bank and replacement collateral is not provided prior to the expiration date or if non-payment of insurance obligations occurs.	235,000
61119642	BANK OF NORTH GEORGIA	A letter of credit may be drawn upon if a non renewal is issued by the Bank and replacement collateral is not provided prior to the expiration date or if non-payment of insurance obligations occurs.	150,000
26014588	BANKUNITED, N.A.	A letter of credit may be drawn upon if a non renewal is issued by the Bank and replacement collateral is not provided prior to the expiration date or if non-payment of insurance obligations occurs.	390,000
81908833	BELGRADE STATE BANK	A letter of credit may be drawn upon if a non renewal is issued by the Bank and replacement collateral is not provided prior to the expiration date or if non-payment of insurance obligations occurs.	50,000
75905868	BLC Community Bank	A letter of credit may be drawn upon if a non renewal is issued by the Bank and replacement collateral is not provided prior to the expiration date or if non-payment of insurance obligations occurs.	100,000
81000524	BREMEN BANK & TRUST CO	A letter of credit may be drawn upon if a non renewal is issued by the Bank and replacement collateral is not provided prior to the expiration date or if non-payment of insurance obligations occurs.	10,000

ANNUAL STATEMENT FOR THE YEAR 2023 OF THE ZURICH AMERICAN INSURANCE COMPANY

1 American Bankers Association (ABA) Routing Number	2 Issuing or Confirming Bank Name	3 Circumstances That Can Trigger the Letter of Credit	4 Amount
121143260	BRIDGEHAMPTON NATIONAL BANK	A letter of credit may be drawn upon if a non renewal is issued by the Bank and replacement collateral is not provided prior to the expiration date or if non-payment of insurance obligations occurs.	76,895
62206295	CADENCE BANK	A letter of credit may be drawn upon if a non renewal is issued by the Bank and replacement collateral is not provided prior to the expiration date or if non-payment of insurance obligations occurs.	125,000
121002042	CALIFORNIA BANK & TRUST	A letter of credit may be drawn upon if a non renewal is issued by the Bank and replacement collateral is not provided prior to the expiration date or if non-payment of insurance obligations occurs.	100,000
121002042	CALIFORNIA BANK & TRUST	A letter of credit may be drawn upon if a non renewal is issued by the Bank and replacement collateral is not provided prior to the expiration date or if non-payment of insurance obligations occurs.	150,000
121002042	CALIFORNIA BANK & TRUST	A letter of credit may be drawn upon if a non renewal is issued by the Bank and replacement collateral is not provided prior to the expiration date or if non-payment of insurance obligations occurs.	325,000
121144696	California Bank of Commerce	A letter of credit may be drawn upon if a non renewal is issued by the Bank and replacement collateral is not provided prior to the expiration date or if non-payment of insurance obligations occurs.	100,000
22303659	CANADAIGUA NATIONAL BANK AND TRUST COMPANY	A letter of credit may be drawn upon if a non renewal is issued by the Bank and replacement collateral is not provided prior to the expiration date or if non-payment of insurance obligations occurs.	100,000
71902878	CENTIER BANK	A letter of credit may be drawn upon if a non renewal is issued by the Bank and replacement collateral is not provided prior to the expiration date or if non-payment of insurance obligations occurs.	150,000
53208118	CERTUSBANK, N. A.	A letter of credit may be drawn upon if a non renewal is issued by the Bank and replacement collateral is not provided prior to the expiration date or if non-payment of insurance obligations occurs.	20,000
281970881	CHESTER NATIONAL BANK	A letter of credit may be drawn upon if a non renewal is issued by the Bank and replacement collateral is not provided prior to the expiration date or if non-payment of insurance obligations occurs.	525,000
122210406	CHINATRUST COMMERCIAL BANK, LTD	A letter of credit may be drawn upon if a non renewal is issued by the Bank and replacement collateral is not provided prior to the expiration date or if non-payment of insurance obligations occurs.	223,850
122210406	CHINATRUST COMMERCIAL BANK, LTD	A letter of credit may be drawn upon if a non renewal is issued by the Bank and replacement collateral is not provided prior to the expiration date or if non-payment of insurance obligations occurs.	47,150
22306782	CITIZENS & NORTHERN BANK	A letter of credit may be drawn upon if a non renewal is issued by the Bank and replacement collateral is not provided prior to the expiration date or if non-payment of insurance obligations occurs.	43,779
	CITIZENS FIRST BANK	A letter of credit may be drawn upon if a non renewal is issued by the Bank and replacement collateral is not provided prior to the expiration date or if non-payment of insurance obligations occurs.	1,400,000
	CNB BANK	A letter of credit may be drawn upon if a non renewal is issued by the Bank and replacement collateral is not provided prior to the expiration date or if non-payment of insurance obligations occurs.	144,838
104913284	COLUMBUS BANK AND TRUST	A letter of credit may be drawn upon if a non renewal is issued by the Bank and replacement collateral is not provided prior to the expiration date or if non-payment of insurance obligations occurs.	100,000
44111557	COMMODORE BANK	A letter of credit may be drawn upon if a non renewal is issued by the Bank and replacement collateral is not provided prior to the expiration date or if non-payment of insurance obligations occurs.	150,000
83903328	COMMUNITY BANK, N. A.	A letter of credit may be drawn upon if a non renewal is issued by the Bank and replacement collateral is not provided prior to the expiration date or if non-payment of insurance obligations occurs.	20,000
83903328	COMMUNITY BANK, N. A.	A letter of credit may be drawn upon if a non renewal is issued by the Bank and replacement collateral is not provided prior to the expiration date or if non-payment of insurance obligations occurs.	37,205
	COMMUNITY FINANCIAL SERVICES BANK	A letter of credit may be drawn upon if a non renewal is issued by the Bank and replacement collateral is not provided prior to the expiration date or if non-payment of insurance obligations occurs.	2,000
275976655	COVANTAGE CREDIT UNION	A letter of credit may be drawn upon if a non renewal is issued by the Bank and replacement collateral is not provided prior to the expiration date or if non-payment of insurance obligations occurs.	1,600,000
	ESB BANK	A letter of credit may be drawn upon if a non renewal is issued by the Bank and replacement collateral is not provided prior to the expiration date or if non-payment of insurance obligations occurs.	10,000

ANNUAL STATEMENT FOR THE YEAR 2023 OF THE ZURICH AMERICAN INSURANCE COMPANY

1 American Bankers Association (ABA) Routing Number	2 Issuing or Confirming Bank Name	3 Circumstances That Can Trigger the Letter of Credit	4 Amount
61112597	F & M BANK AND TRUST COMPANY	A letter of credit may be drawn upon if a non renewal is issued by the Bank and replacement collateral is not provided prior to the expiration date or if non-payment of insurance obligations occurs.	25,000
	FARMERS BANK	A letter of credit may be drawn upon if a non renewal is issued by the Bank and replacement collateral is not provided prior to the expiration date or if non-payment of insurance obligations occurs.	235,000
43306829	FIRST COMMONWEALTH BANK	A letter of credit may be drawn upon if a non renewal is issued by the Bank and replacement collateral is not provided prior to the expiration date or if non-payment of insurance obligations occurs.	20,000
43306829	FIRST COMMONWEALTH BANK	A letter of credit may be drawn upon if a non renewal is issued by the Bank and replacement collateral is not provided prior to the expiration date or if non-payment of insurance obligations occurs.	15,000
67003778	First Community Bank	A letter of credit may be drawn upon if a non renewal is issued by the Bank and replacement collateral is not provided prior to the expiration date or if non-payment of insurance obligations occurs.	100,000
241270851	FIRST FEDERAL BANK OF THE MIDWEST	A letter of credit may be drawn upon if a non renewal is issued by the Bank and replacement collateral is not provided prior to the expiration date or if non-payment of insurance obligations occurs.	20,000
62202859	FIRST NATIONAL BANK ALABAMA/MARION	A letter of credit may be drawn upon if a non renewal is issued by the Bank and replacement collateral is not provided prior to the expiration date or if non-payment of insurance obligations occurs.	10,000
265370915	FIRST SOUTHERN BANK	A letter of credit may be drawn upon if a non renewal is issued by the Bank and replacement collateral is not provided prior to the expiration date or if non-payment of insurance obligations occurs.	550,000
272471852	Flagstar Bank, N.A.	A letter of credit may be drawn upon if a non renewal is issued by the Bank and replacement collateral is not provided prior to the expiration date or if non-payment of insurance obligations occurs.	2,175,000
272471852	Flagstar Bank, N.A.	A letter of credit may be drawn upon if a non renewal is issued by the Bank and replacement collateral is not provided prior to the expiration date or if non-payment of insurance obligations occurs.	100,000
92901803	Glacier Bank	A letter of credit may be drawn upon if a non renewal is issued by the Bank and replacement collateral is not provided prior to the expiration date or if non-payment of insurance obligations occurs.	7,500
71915580	HARRIS NATIONAL ASSOCIATION	A letter of credit may be drawn upon if a non renewal is issued by the Bank and replacement collateral is not provided prior to the expiration date or if non-payment of insurance obligations occurs.	100,000
71915580	HARRIS NATIONAL ASSOCIATION	A letter of credit may be drawn upon if a non renewal is issued by the Bank and replacement collateral is not provided prior to the expiration date or if non-payment of insurance obligations occurs.	300,000
42103253	I. H. MISSISSIPPI VALLEY CREDIT UNION	A letter of credit may be drawn upon if a non renewal is issued by the Bank and replacement collateral is not provided prior to the expiration date or if non-payment of insurance obligations occurs.	50,000
26009593	ING BANK NV	A letter of credit may be drawn upon if a non renewal is issued by the Bank and replacement collateral is not provided prior to the expiration date or if non-payment of insurance obligations occurs.	150,000
26005319	INTESA SANPAOLO S.P.A.	A letter of credit may be drawn upon if a non renewal is issued by the Bank and replacement collateral is not provided prior to the expiration date or if non-payment of insurance obligations occurs.	75,000
26005319	INTESA SANPAOLO S.P.A.	A letter of credit may be drawn upon if a non renewal is issued by the Bank and replacement collateral is not provided prior to the expiration date or if non-payment of insurance obligations occurs.	30,951
71001504	LAKESIDE BANK	A letter of credit may be drawn upon if a non renewal is issued by the Bank and replacement collateral is not provided prior to the expiration date or if non-payment of insurance obligations occurs.	0
	Legacy bank	A letter of credit may be drawn upon if a non renewal is issued by the Bank and replacement collateral is not provided prior to the expiration date or if non-payment of insurance obligations occurs.	259,930
	Lutheran Church Extension Fund	A letter of credit may be drawn upon if a non renewal is issued by the Bank and replacement collateral is not provided prior to the expiration date or if non-payment of insurance obligations occurs.	707,000
26012166	MARATHON NATIONAL BANK OF NEW YORK	A letter of credit may be drawn upon if a non renewal is issued by the Bank and replacement collateral is not provided prior to the expiration date or if non-payment of insurance obligations occurs.	300,000
31308807	Mid Penn Bank	A letter of credit may be drawn upon if a non renewal is issued by the Bank and replacement collateral is not provided prior to the expiration date or if non-payment of insurance obligations occurs.	1,600,000

ANNUAL STATEMENT FOR THE YEAR 2023 OF THE ZURICH AMERICAN INSURANCE COMPANY

1 American Bankers Association (ABA) Routing Number	2 Issuing or Confirming Bank Name	3 Circumstances That Can Trigger the Letter of Credit	4 Amount
	MORGAN STANLEY SENIOR FUNDING, INC.	A letter of credit may be drawn upon if a non renewal is issued by the Bank and replacement collateral is not provided prior to the expiration date or if non-payment of insurance obligations occurs.	1,860,000
122105320	NATIONAL BANK OF ARIZONA	A letter of credit may be drawn upon if a non renewal is issued by the Bank and replacement collateral is not provided prior to the expiration date or if non-payment of insurance obligations occurs.	1,922,500
75900766	NATIONAL EXCHANGE BANK AND TRUST	A letter of credit may be drawn upon if a non renewal is issued by the Bank and replacement collateral is not provided prior to the expiration date or if non-payment of insurance obligations occurs.	2,300,000
31318538	NATIONAL PENN BANK	A letter of credit may be drawn upon if a non renewal is issued by the Bank and replacement collateral is not provided prior to the expiration date or if non-payment of insurance obligations occurs.	10,000
21303618	NBT BANK, N. A.	A letter of credit may be drawn upon if a non renewal is issued by the Bank and replacement collateral is not provided prior to the expiration date or if non-payment of insurance obligations occurs.	25,000
21303618	NBT BANK, N. A.	A letter of credit may be drawn upon if a non renewal is issued by the Bank and replacement collateral is not provided prior to the expiration date or if non-payment of insurance obligations occurs.	1,100,000
122400779	NEVADA STATE BANK	A letter of credit may be drawn upon if a non renewal is issued by the Bank and replacement collateral is not provided prior to the expiration date or if non-payment of insurance obligations occurs.	200,000
75918350	Nicolet National Bank	A letter of credit may be drawn upon if a non renewal is issued by the Bank and replacement collateral is not provided prior to the expiration date or if non-payment of insurance obligations occurs.	435,000
73902232	PARK BANK	A letter of credit may be drawn upon if a non renewal is issued by the Bank and replacement collateral is not provided prior to the expiration date or if non-payment of insurance obligations occurs.	300,000
	PEOPLE'S FIRST NATIONAL BANK	A letter of credit may be drawn upon if a non renewal is issued by the Bank and replacement collateral is not provided prior to the expiration date or if non-payment of insurance obligations occurs.	20,000
71006486	PRIVATEBANK AND TRUST COMPANY	A letter of credit may be drawn upon if a non renewal is issued by the Bank and replacement collateral is not provided prior to the expiration date or if non-payment of insurance obligations occurs.	100,000
71006486	PRIVATEBANK AND TRUST COMPANY	A letter of credit may be drawn upon if a non renewal is issued by the Bank and replacement collateral is not provided prior to the expiration date or if non-payment of insurance obligations occurs.	625,000
122238420	RABOBANK, N. A.	A letter of credit may be drawn upon if a non renewal is issued by the Bank and replacement collateral is not provided prior to the expiration date or if non-payment of insurance obligations occurs.	750,000
	RIYAD BANK	A letter of credit may be drawn upon if a non renewal is issued by the Bank and replacement collateral is not provided prior to the expiration date or if non-payment of insurance obligations occurs.	272,889
	RIYAD BANK	A letter of credit may be drawn upon if a non renewal is issued by the Bank and replacement collateral is not provided prior to the expiration date or if non-payment of insurance obligations occurs.	848,000
	RIYAD BANK	A letter of credit may be drawn upon if a non renewal is issued by the Bank and replacement collateral is not provided prior to the expiration date or if non-payment of insurance obligations occurs.	1,977,000
	RIYAD BANK	A letter of credit may be drawn upon if a non renewal is issued by the Bank and replacement collateral is not provided prior to the expiration date or if non-payment of insurance obligations occurs.	5,000,000
	S & T BANK	A letter of credit may be drawn upon if a non renewal is issued by the Bank and replacement collateral is not provided prior to the expiration date or if non-payment of insurance obligations occurs.	4,700,668
71926197	SCHAUMBURG BANK & TRUST COMPANY, N.A.	A letter of credit may be drawn upon if a non renewal is issued by the Bank and replacement collateral is not provided prior to the expiration date or if non-payment of insurance obligations occurs.	800,000
	SOVEREIGN	A letter of credit may be drawn upon if a non renewal is issued by the Bank and replacement collateral is not provided prior to the expiration date or if non-payment of insurance obligations occurs.	100,000
221970443	STERLING NATIONAL BANK	A letter of credit may be drawn upon if a non renewal is issued by the Bank and replacement collateral is not provided prior to the expiration date or if non-payment of insurance obligations occurs.	2,095,000
221970443	STERLING NATIONAL BANK	A letter of credit may be drawn upon if a non renewal is issued by the Bank and replacement collateral is not provided prior to the expiration date or if non-payment of insurance obligations occurs.	2,700,000

ANNUAL STATEMENT FOR THE YEAR 2023 OF THE ZURICH AMERICAN INSURANCE COMPANY

1 American Bankers Association (ABA) Routing Number	2 Issuing or Confirming Bank Name	3 Circumstances That Can Trigger the Letter of Credit	4 Amount
221970443	STERLING NATIONAL BANK	A letter of credit may be drawn upon if a non renewal is issued by the Bank and replacement collateral is not provided prior to the expiration date or if non-payment of insurance obligations occurs.	725,000
	SWEDBANK AB	A letter of credit may be drawn upon if a non renewal is issued by the Bank and replacement collateral is not provided prior to the expiration date or if non-payment of insurance obligations occurs.	35,100,000
	SWEDBANK AB	A letter of credit may be drawn upon if a non renewal is issued by the Bank and replacement collateral is not provided prior to the expiration date or if non-payment of insurance obligations occurs.	330,000
61100606	SYNOVUS BANK	A letter of credit may be drawn upon if a non renewal is issued by the Bank and replacement collateral is not provided prior to the expiration date or if non-payment of insurance obligations occurs.	16,704
65300279	TRUSTMARK NATIONAL BANK	A letter of credit may be drawn upon if a non renewal is issued by the Bank and replacement collateral is not provided prior to the expiration date or if non-payment of insurance obligations occurs.	555,000
65300279	TRUSTMARK NATIONAL BANK	A letter of credit may be drawn upon if a non renewal is issued by the Bank and replacement collateral is not provided prior to the expiration date or if non-payment of insurance obligations occurs.	450,000
65300279	TRUSTMARK NATIONAL BANK	A letter of credit may be drawn upon if a non renewal is issued by the Bank and replacement collateral is not provided prior to the expiration date or if non-payment of insurance obligations occurs.	199,000
65300279	TRUSTMARK NATIONAL BANK	A letter of credit may be drawn upon if a non renewal is issued by the Bank and replacement collateral is not provided prior to the expiration date or if non-payment of insurance obligations occurs.	680,000
65300279	TRUSTMARK NATIONAL BANK	A letter of credit may be drawn upon if a non renewal is issued by the Bank and replacement collateral is not provided prior to the expiration date or if non-payment of insurance obligations occurs.	250,000
65300279	TRUSTMARK NATIONAL BANK	A letter of credit may be drawn upon if a non renewal is issued by the Bank and replacement collateral is not provided prior to the expiration date or if non-payment of insurance obligations occurs.	5,350,000
83908381	UNITED COMMUNITY BANK	A letter of credit may be drawn upon if a non renewal is issued by the Bank and replacement collateral is not provided prior to the expiration date or if non-payment of insurance obligations occurs.	22,500
83908381	UNITED COMMUNITY BANK OF WEST KENTUCKY	A letter of credit may be drawn upon if a non renewal is issued by the Bank and replacement collateral is not provided prior to the expiration date or if non-payment of insurance obligations occurs.	50,000
	UNITED NATIONAL BANK	A letter of credit may be drawn upon if a non renewal is issued by the Bank and replacement collateral is not provided prior to the expiration date or if non-payment of insurance obligations occurs.	100,000
21941544	WESTCHESTER BANK	A letter of credit may be drawn upon if a non renewal is issued by the Bank and replacement collateral is not provided prior to the expiration date or if non-payment of insurance obligations occurs.	60,000
42104168	WHITAKER BANK, INC.	A letter of credit may be drawn upon if a non renewal is issued by the Bank and replacement collateral is not provided prior to the expiration date or if non-payment of insurance obligations occurs.	20,000
63116834	Winter Park National Bank	A letter of credit may be drawn upon if a non renewal is issued by the Bank and replacement collateral is not provided prior to the expiration date or if non-payment of insurance obligations occurs.	700,000

BOARD OF DIRECTORS

16. Is the purchase or sale of all investments of the reporting entity passed upon either by the board of directors or a subordinate committee thereof? Yes [X] No []
17. Does the reporting entity keep a complete permanent record of the proceedings of its board of directors and all subordinate committees thereof? Yes [X] No []
18. Has the reporting entity an established procedure for disclosure to its board of directors or trustees of any material interest or affiliation on the part of any of its officers, directors, trustees or responsible employees that is in conflict or is likely to conflict with the official duties of such person? Yes [X] No []

ANNUAL STATEMENT FOR THE YEAR 2023 OF THE ZURICH AMERICAN INSURANCE COMPANY

FINANCIAL

19. Has this statement been prepared using a basis of accounting other than Statutory Accounting Principles (e.g., Generally Accepted Accounting Principles)? Yes [] No [X]
- 20.1 Total amount loaned during the year (inclusive of Separate Accounts, exclusive of policy loans):
- 20.11 To directors or other officers.....\$0
 - 20.12 To stockholders not officers.....\$0
 - 20.13 Trustees, supreme or grand (Fraternal Only) \$0
- 20.2 Total amount of loans outstanding at the end of year (inclusive of Separate Accounts, exclusive of policy loans):
- 20.21 To directors or other officers.....\$0
 - 20.22 To stockholders not officers.....\$0
 - 20.23 Trustees, supreme or grand (Fraternal Only) \$0
- 21.1 Were any assets reported in this statement subject to a contractual obligation to transfer to another party without the liability for such obligation being reported in the statement? Yes [] No [X]
- 21.2 If yes, state the amount thereof at December 31 of the current year:
- 21.21 Rented from others.....\$0
 - 21.22 Borrowed from others.....\$0
 - 21.23 Leased from others\$0
 - 21.24 Other\$0
- 22.1 Does this statement include payments for assessments as described in the Annual Statement Instructions other than guaranty fund or guaranty association assessments? Yes [X] No []
- 22.2 If answer is yes:
- 22.21 Amount paid as losses or risk adjustment \$0
 - 22.22 Amount paid as expenses\$0
 - 22.23 Other amounts paid\$9,974
- 23.1 Does the reporting entity report any amounts due from parent, subsidiaries or affiliates on Page 2 of this statement? Yes [X] No []
- 23.2 If yes, indicate any amounts receivable from parent included in the Page 2 amount:\$0
- 24.1 Does the insurer utilize third parties to pay agent commissions in which the amounts advanced by the third parties are not settled in full within 90 days? Yes [] No [X]
- 24.2 If the response to 24.1 is yes, identify the third-party that pays the agents and whether they are a related party.

Name of Third-Party	Is the Third-Party Agent a Related Party (Yes/No)
.....

INVESTMENT

- 25.01 Were all the stocks, bonds and other securities owned December 31 of current year, over which the reporting entity has exclusive control, in the actual possession of the reporting entity on said date? (other than securities lending programs addressed in 25.03)..... Yes [X] No []

**ANNUAL STATEMENT FOR THE YEAR 2023 OF THE ZURICH AMERICAN INSURANCE COMPANY
GENERAL INTERROGATORIES**

- 25.02 If no, give full and complete information, relating thereto
.....
- 25.03 For securities lending programs, provide a description of the program including value for collateral and amount of loaned securities, and whether collateral is carried on or off-balance sheet. (an alternative is to reference Note 17 where this information is also provided)
.....
- 25.04 For the reporting entity's securities lending program, report amount of collateral for conforming programs as outlined in the Risk-Based Capital Instructions. \$
- 25.05 For the reporting entity's securities lending program, report amount of collateral for other programs. \$
- 25.06 Does your securities lending program require 102% (domestic securities) and 105% (foreign securities) from the counterparty at the outset of the contract? Yes [] No [] N/A [X]
- 25.07 Does the reporting entity non-admit when the collateral received from the counterparty falls below 100%? Yes [] No [] N/A [X]
- 25.08 Does the reporting entity or the reporting entity's securities lending agent utilize the Master Securities lending Agreement (MSLA) to conduct securities lending? Yes [] No [] N/A [X]
- 25.09 For the reporting entity's securities lending program state the amount of the following as of December 31 of the current year:
- 25.091 Total fair value of reinvested collateral assets reported on Schedule DL, Parts 1 and 2. \$
- 25.092 Total book/adjusted carrying value of reinvested collateral assets reported on Schedule DL, Parts 1 and 2 \$
- 25.093 Total payable for securities lending reported on the liability page. \$

- 26.1 Were any of the stocks, bonds or other assets of the reporting entity owned at December 31 of the current year not exclusively under the control of the reporting entity or has the reporting entity sold or transferred any assets subject to a put option contract that is currently in force? (Exclude securities subject to Interrogatory 21.1 and 25.03). Yes [X] No []
- 26.2 If yes, state the amount thereof at December 31 of the current year:
- 26.21 Subject to repurchase agreements \$
- 26.22 Subject to reverse repurchase agreements \$
- 26.23 Subject to dollar repurchase agreements \$
- 26.24 Subject to reverse dollar repurchase agreements \$
- 26.25 Placed under option agreements \$
- 26.26 Letter stock or securities restricted as to sale - excluding FHLB Capital Stock \$
- 26.27 FHLB Capital Stock \$ 3,167,200
- 26.28 On deposit with states \$ 3,798,219,354
- 26.29 On deposit with other regulatory bodies \$ 11,618,616
- 26.30 Pledged as collateral - excluding collateral pledged to an FHLB \$
- 26.31 Pledged as collateral to FHLB - including assets backing funding agreements \$ 256,310,036
- 26.32 Other \$

26.3 For category (26.26) provide the following:

1 Nature of Restriction	2 Description	3 Amount

- 27.1 Does the reporting entity have any hedging transactions reported on Schedule DB? Yes [X] No []
- 27.2 If yes, has a comprehensive description of the hedging program been made available to the domiciliary state? Yes [X] No [] N/A []
If no, attach a description with this statement.

LINES 27.3 through 27.5: FOR LIFE/FRATERNAL REPORTING ENTITIES ONLY:

- 27.3 Does the reporting entity utilize derivatives to hedge variable annuity guarantees subject to fluctuations as a result of interest rate sensitivity? Yes [] No []
- 27.4 If the response to 27.3 is YES, does the reporting entity utilize:
- 27.41 Special accounting provision of SSAP No. 108 Yes [] No []
- 27.42 Permitted accounting practice Yes [] No []
- 27.43 Other accounting guidance Yes [] No []
- 27.5 By responding YES to 27.41 regarding utilizing the special accounting provisions of SSAP No. 108, the reporting entity attests to the following: Yes [] No []
- The reporting entity has obtained explicit approval from the domiciliary state.
 - Hedging strategy subject to the special accounting provisions is consistent with the requirements of VM-21.
 - Actuarial certification has been obtained which indicates that the hedging strategy is incorporated within the establishment of VM-21 reserves and provides the impact of the hedging strategy within the Actuarial Guideline Conditional Tail Expectation Amount.
 - Financial Officer Certification has been obtained which indicates that the hedging strategy meets the definition of a Clearly Defined Hedging Strategy within VM-21 and that the Clearly Defined Hedging Strategy is the hedging strategy being used by the company in its actual day-to-day risk mitigation efforts.
- 28.1 Were any preferred stocks or bonds owned as of December 31 of the current year mandatorily convertible into equity, or, at the option of the issuer, convertible into equity? Yes [] No [X]
- 28.2 If yes, state the amount thereof at December 31 of the current year. \$
29. Excluding items in Schedule E - Part 3 - Special Deposits, real estate, mortgage loans and investments held physically in the reporting entity's offices, vaults or safety deposit boxes, were all stocks, bonds and other securities, owned throughout the current year held pursuant to a custodial agreement with a qualified bank or trust company in accordance with Section 1, III - General Examination Considerations, F. Outsourcing of Critical Functions, Custodial or Safekeeping Agreements of the NAIC Financial Condition Examiners Handbook?..... Yes [X] No []
- 29.01 For agreements that comply with the requirements of the NAIC Financial Condition Examiners Handbook, complete the following:

1 Name of Custodian(s)	2 Custodian's Address
BNY Mellon	111 Sanders Creek Parkway East Syracuse, NY 13057

**ANNUAL STATEMENT FOR THE YEAR 2023 OF THE ZURICH AMERICAN INSURANCE COMPANY
GENERAL INTERROGATORIES**

29.02 For all agreements that do not comply with the requirements of the NAIC Financial Condition Examiners Handbook, provide the name, location and a complete explanation:

1 Name(s)	2 Location(s)	3 Complete Explanation(s)

29.03 Have there been any changes, including name changes, in the custodian(s) identified in 29.01 during the current year?..... Yes [] No [X]

29.04 If yes, give full and complete information relating thereto:

1 Old Custodian	2 New Custodian	3 Date of Change	4 Reason

29.05 Investment management – Identify all investment advisors, investment managers, broker/dealers, including individuals that have the authority to make investment decisions on behalf of the reporting entity. For assets that are managed internally by employees of the reporting entity, note as such. ["...that have access to the investment accounts"; "...handle securities"]

1 Name of Firm or Individual	2 Affiliation
Allspring Global Investments	U.....
BlackRock Investment Management, LLC	U.....
DWS Investment Management Americas, Inc.	U.....
HPS Investment Partners, LLC	U.....
JP Morgan Investment Management Inc.	U.....
MetLife Investment Management LLC	U.....
Nikko Asset Management Europe Ltd	U.....
Prudential Private Placement Investors LP.	U.....
Zurich Alternative Asset Management	A.....
Zurich Global Investment Management Inc	A.....
Zurich Investment Services Limited	A.....
Zurich Treasury Services Limited	A.....

29.0597 For those firms/individuals listed in the table for Question 29.05, do any firms/individuals unaffiliated with the reporting entity (i.e. designated with a "U") manage more than 10% of the reporting entity's invested assets?..... Yes [X] No []

29.0598 For firms/individuals unaffiliated with the reporting entity (i.e. designated with a "U") listed in the table for Question 29.05, does the total assets under management aggregate to more than 50% of the reporting entity's invested assets?..... Yes [X] No []

29.06 For those firms or individuals listed in the table for 29.05 with an affiliation code of "A" (affiliated) or "U" (unaffiliated), provide the information for the table below.

1 Central Registration Depository Number	2 Name of Firm or Individual	3 Legal Entity Identifier (LEI)	4 Registered With	5 Investment Management Agreement (IMA) Filed
104973	Allspring Global Investments	549300B3H21002L85190	SEC	NO.....
107105	BlackRock Investment Management, LLC	549300LVXY1VJKE13M84	SEC	NO.....
104518	DWS Investment Management Americas, Inc.	CZ83K4EEEX8QVCT3B128	SEC	NO.....
282125	HPS Investment Partners, LLC	5493001W7540H8HM8F38	SEC	NO.....
107038	JP Morgan Investment Management Inc.	549300W78QHV4XMM6K69	SEC	NO.....
142463	MetLife Investment Management LLC	EAU072Q8FCR1S0XGYJ21	SEC	NO.....
111038	Nikko Asset Management Europe Ltd	54930003VBBL7XSF49	FCA	NO.....
106442	Prudential Private Placement Investors LP.	None	SEC	NO.....
N/A	Zurich Alternative Asset Management	N/A	N/A	NO.....
N/A	Zurich Global Investment Management Inc	N/A	N/A	NO.....
N/A	Zurich Investment Services Limited	N/A	N/A	NO.....
N/A	Zurich Treasury Services Limited	549300PDDANEF280EA12	N/A	NO.....

30.1 Does the reporting entity have any diversified mutual funds reported in Schedule D, Part 2 (diversified according to the Securities and Exchange Commission (SEC) in the Investment Company Act of 1940 [Section 5(b)(1)])? Yes [X] No []

30.2 If yes, complete the following schedule:

1 CUSIP #	2 Name of Mutual Fund	3 Book/Adjusted Carrying Value
233203-37-1	DFA International Core Equity	162,543,318
30.2999 - Total		162,543,318

30.3 For each mutual fund listed in the table above, complete the following schedule:

1 Name of Mutual Fund (from above table)	2 Name of Significant Holding of the Mutual Fund	3 Amount of Mutual Fund's Book/Adjusted Carrying Value Attributable to the Holding	4 Date of Valuation
DFA International Core Equity	BHP Group Ltd	1,511,653	12/31/2023 ..
DFA International Core Equity	Nestle SA	1,462,890	12/31/2023 ..
DFA International Core Equity	Novo Nordisk A/S	1,625,433	12/31/2023 ..
DFA International Core Equity	Shell PLC	1,885,502	12/31/2023 ..
DFA International Core Equity	Total Energies SE	1,560,416	12/31/2023 ..

**ANNUAL STATEMENT FOR THE YEAR 2023 OF THE ZURICH AMERICAN INSURANCE COMPANY
GENERAL INTERROGATORIES**

31. Provide the following information for all short-term and long-term bonds and all preferred stocks. Do not substitute amortized value or statement value for fair value.

	1	2	3
	Statement (Admitted) Value	Fair Value	Excess of Statement over Fair Value (-), or Fair Value over Statement (+)
31.1 Bonds	14,481,097,211	13,591,074,625	(890,022,586)
31.2 Preferred stocks	0	6,000,000	6,000,000
31.3 Totals	14,481,097,211	13,597,074,625	(884,022,586)

31.4 Describe the sources or methods utilized in determining the fair values:

In determining fair market value, for the majority of the securities, quotes were obtained from third party sources. If quotes from these sources were not available, a broker estimate was used.

32.1 Was the rate used to calculate fair value determined by a broker or custodian for any of the securities in Schedule D? Yes [X] No []

32.2 If the answer to 32.1 is yes, does the reporting entity have a copy of the broker's or custodian's pricing policy (hard copy or electronic copy) for all brokers or custodians used as a pricing source? Yes [X] No []

32.3 If the answer to 32.2 is no, describe the reporting entity's process for determining a reliable pricing source for purposes of disclosure of fair value for Schedule D:
.....

33.1 Have all the filing requirements of the Purposes and Procedures Manual of the NAIC Investment Analysis Office been followed? Yes [X] No []

33.2 If no, list exceptions:
.....

34. By self-designating 5GI securities, the reporting entity is certifying the following elements of each self-designated 5GI security:
a. Documentation necessary to permit a full credit analysis of the security does not exist or an NAIC CRP credit rating for an FE or PL security is not available.
b. Issuer or obligor is current on all contracted interest and principal payments.
c. The insurer has an actual expectation of ultimate payment of all contracted interest and principal.
Has the reporting entity self-designated 5GI securities? Yes [] No [X]

35. By self-designating PLGI securities, the reporting entity is certifying the following elements of each self-designated PLGI security:
a. The security was purchased prior to January 1, 2018.
b. The reporting entity is holding capital commensurate with the NAIC Designation reported for the security.
c. The NAIC Designation was derived from the credit rating assigned by an NAIC CRP in its legal capacity as a NRSRO which is shown on a current private letter rating held by the insurer and available for examination by state insurance regulators.
d. The reporting entity is not permitted to share this credit rating of the PL security with the SVO.
Has the reporting entity self-designated PLGI securities? Yes [] No [X]

36. By assigning FE to a Schedule BA non-registered private fund, the reporting entity is certifying the following elements of each self-designated FE fund:
a. The shares were purchased prior to January 1, 2019.
b. The reporting entity is holding capital commensurate with the NAIC Designation reported for the security.
c. The security had a public credit rating(s) with annual surveillance assigned by an NAIC CRP in its legal capacity as an NRSRO prior to January 1, 2019.
d. The fund only or predominantly holds bonds in its portfolio.
e. The current reported NAIC Designation was derived from the public credit rating(s) with annual surveillance assigned by an NAIC CRP in its legal capacity as an NRSRO.
f. The public credit rating(s) with annual surveillance assigned by an NAIC CRP has not lapsed.
Has the reporting entity assigned FE to Schedule BA non-registered private funds that complied with the above criteria? Yes [] No [X]

37. By rolling/renewing short-term or cash equivalent investments with continued reporting on Schedule DA, Part 1 or Schedule E Part 2 (identified through a code (%) in those investment schedules), the reporting entity is certifying to the following:
a. The investment is a liquid asset that can be terminated by the reporting entity on the current maturity date.
b. If the investment is with a nonrelated party or nonaffiliate, then it reflects an arms-length transaction with renewal completed at the discretion of all involved parties.
c. If the investment is with a related party or affiliate, then the reporting entity has completed robust re-underwriting of the transaction for which documentation is available for regulator review.
d. Short-term and cash equivalent investments that have been renewed/rolled from the prior period that do not meet the criteria in 37.a - 37.c are reported as long-term investments.
Has the reporting entity rolled/renewed short-term or cash equivalent investments in accordance with these criteria? Yes [] No [] N/A [X]

ANNUAL STATEMENT FOR THE YEAR 2023 OF THE ZURICH AMERICAN INSURANCE COMPANY
GENERAL INTERROGATORIES

38.1 Does the reporting entity directly hold cryptocurrencies? Yes [] No [X]

38.2 If the response to 38.1 is yes, on what schedule are they reported?

39.1 Does the reporting entity directly or indirectly accept cryptocurrencies as payments for premiums on policies? Yes [] No [X]

39.2 If the response to 39.1 is yes, are the cryptocurrencies held directly or are they immediately converted to U.S. dollars?
 39.21 Held directly Yes [] No []
 39.22 Immediately converted to U.S. dollars Yes [] No []

39.3 If the response to 38.1 or 39.1 is yes, list all cryptocurrencies accepted for payments of premiums or that are held directly.

1 Name of Cryptocurrency	2 Immediately Converted to USD, Directly Held, or Both	3 Accepted for Payment of Premiums

OTHER

40.1 Amount of payments to trade associations, service organizations and statistical or rating bureaus, if any? \$ 39,887,244

40.2 List the name of the organization and the amount paid if any such payment represented 25% or more of the total payments to trade associations, service organizations and statistical or rating bureaus during the period covered by this statement.

1 Name	2 Amount Paid
Insurance Service Office	14,388,874

41.1 Amount of payments for legal expenses, if any? \$ 23,330,902

41.2 List the name of the firm and the amount paid if any such payment represented 25% or more of the total payments for legal expenses during the period covered by this statement.

1 Name	2 Amount Paid
DLA PIPER LLP	11,152,082
SKADDEN ARPS SLATE MEAGHER	7,286,630

42.1 Amount of payments for expenditures in connection with matters before legislative bodies, officers or departments of government, if any? \$ 439,949

42.2 List the name of the firm and the amount paid if any such payment represented 25% or more of the total payment expenditures in connection with matters before legislative bodies, officers, or departments of government during the period covered by this statement.

1 Name	2 Amount Paid
N/A all under 25%	

GENERAL INTERROGATORIES

PART 2 - PROPERTY AND CASUALTY INTERROGATORIES

1.1 Does the reporting entity have any direct Medicare Supplement Insurance in force? Yes [] No [X]

1.2 If yes, indicate premium earned on U. S. business only. \$ _____

1.3 What portion of Item (1.2) is not reported on the Medicare Supplement Insurance Experience Exhibit? \$ _____
 1.31 Reason for excluding

1.4 Indicate amount of earned premium attributable to Canadian and/or Other Alien not included in Item (1.2) above. \$ _____

1.5 Indicate total incurred claims on all Medicare Supplement Insurance. \$ _____

1.6 Individual policies:

	Most current three years:	
1.61 Total premium earned		\$
1.62 Total incurred claims		\$
1.63 Number of covered lives
All years prior to most current three years		
1.64 Total premium earned		\$
1.65 Total incurred claims		\$
1.66 Number of covered lives

1.7 Group policies:

	Most current three years:	
1.71 Total premium earned		\$
1.72 Total incurred claims		\$
1.73 Number of covered lives
All years prior to most current three years		
1.74 Total premium earned		\$
1.75 Total incurred claims		\$
1.76 Number of covered lives

2. Health Test:

	1 Current Year	2 Prior Year
2.1 Premium Numerator		
2.2 Premium Denominator	5,568,742,179	5,469,875,440
2.3 Premium Ratio (2.1/2.2)	0.000	0.000
2.4 Reserve Numerator	138,251,586	121,683,645
2.5 Reserve Denominator	19,020,306,832	19,075,999,098
2.6 Reserve Ratio (2.4/2.5)	0.007	0.006

3.1 Did the reporting entity issue participating policies during the calendar year? Yes [X] No []

3.2 If yes, provide the amount of premium written for participating and/or non-participating policies during the calendar year:

3.21 Participating policies	\$	11,232,155
3.22 Non-participating policies	\$	9,243,942,779

4. For mutual reporting Entities and Reciprocal Exchanges Only:

4.1 Does the reporting entity issue assessable policies? Yes [] No []

4.2 Does the reporting entity issue non-assessable policies? Yes [] No []

4.3 If assessable policies are issued, what is the extent of the contingent liability of the policyholders? % _____

4.4 Total amount of assessments paid or ordered to be paid during the year on deposit notes or contingent premiums. \$ _____

5. For Reciprocal Exchanges Only:

5.1 Does the Exchange appoint local agents? Yes [] No []

5.2 If yes, is the commission paid:

5.21 Out of Attorney's-in-fact compensation.....	Yes [] No [] N/A []	
5.22 As a direct expense of the exchange.....	Yes [] No [] N/A []	

5.3 What expenses of the Exchange are not paid out of the compensation of the Attorney-in-fact?

5.4 Has any Attorney-in-fact compensation, contingent on fulfillment of certain conditions, been deferred? Yes [] No []

5.5 If yes, give full information

GENERAL INTERROGATORIES

PART 2 - PROPERTY AND CASUALTY INTERROGATORIES

- 6.1 What provision has this reporting entity made to protect itself from an excessive loss in the event of a catastrophe under a workers' compensation contract issued without limit of loss?
 On a pooled basis, the company has a global multi-line excess of loss cover that provides \$300m in capacity, excess of \$300m retention for Worker's Comp (and other lines) loss incurred that is related to terrorism events. Additionally, the company has access to \$100m capacity, excess \$50m retention. This also responds to loss incurred from terrorism related events. The total capacity available is \$400m, in the aggregate. Zurich's retentions are also in the aggregate. Coverage applies to certified and non-certified conventional terrorism. Coverage is only in respect of conventional TR related events. The treaty does not apply to NBCR TR event. In addition, it does not apply to nat cat events.
- 6.2 Describe the method used to estimate this reporting entity's probable maximum insurance loss, and identify the type of insured exposures comprising that probable maximum loss, the locations of concentrations of those exposures and the external resources (such as consulting firms or computer software models), if any, used in the estimation process.
 On a pooled basis, the company manages to a 250-yr PML as determined by RMS modeling. Key PML exposure concentrations are East, Southeast, & Gulf Hurricane and California Earthquake
- 6.3 What provision has this reporting entity made (such as a catastrophic reinsurance program) to protect itself from an excessive loss arising from the types and concentrations of insured exposures comprising its probable maximum property insurance loss?
 The company has purchased total property catastrophe protection of \$2,415M xs \$600M on a per occurrence basis on behalf of all pooled companies. (Across 4 treaties)
- 6.4 Does the reporting entity carry catastrophe reinsurance protection for at least one reinstatement, in an amount sufficient to cover its estimated probable maximum loss attributable to a single loss event or occurrence? Yes [X] No []
- 6.5 If no, describe any arrangements or mechanisms employed by the reporting entity to supplement its catastrophe reinsurance program or to hedge its exposure to uninsured catastrophic loss.
 N/A
- 7.1 Has this reporting entity reinsured any risk with any other entity under a quota share reinsurance contract that includes a provision that would limit the reinsurer's losses below the stated quota share percentage (e.g., a deductible, a loss ratio corridor, a loss cap, an aggregate limit or any similar provisions)?..... Yes [X] No []
- 7.2 If yes, indicate the number of reinsurance contracts containing such provisions: 85
- 7.3 If yes, does the amount of reinsurance credit taken reflect the reduction in quota share coverage caused by any applicable limiting provision(s)?..... Yes [X] No []
- 8.1 Has this reporting entity reinsured any risk with any other entity and agreed to release such entity from liability, in whole or in part, from any loss that may occur on this risk, or portion thereof, reinsured? Yes [X] No []
- 8.2 If yes, give full information
 The Company entered into commutations on older business to reduce administrative burden, align with contract terms and manage risk for \$2,587,452 in 2023.
- 9.1 Has the reporting entity ceded any risk under any reinsurance contract (or under multiple contracts with the same reinsurer or its affiliates) for which during the period covered by the statement: (i) it recorded a positive or negative underwriting result greater than 5% of prior year-end surplus as regards policyholders or it reported calendar year written premium ceded or year-end loss and loss expense reserves ceded greater than 5% of prior year-end surplus as regards policyholders; (ii) it accounted for that contract as reinsurance and not as a deposit; and (iii) the contract(s) contain one or more of the following features or other features that would have similar results:
 (a) A contract term longer than two years and the contract is noncancellable by the reporting entity during the contract term;
 (b) A limited or conditional cancellation provision under which cancellation triggers an obligation by the reporting entity, or an affiliate of the reporting entity, to enter into a new reinsurance contract with the reinsurer, or an affiliate of the reinsurer;
 (c) Aggregate stop loss reinsurance coverage;
 (d) A unilateral right by either party (or both parties) to commute the reinsurance contract, whether conditional or not, except for such provisions which are only triggered by a decline in the credit status of the other party;
 (e) A provision permitting reporting of losses, or payment of losses, less frequently than on a quarterly basis (unless there is no activity during the period); or
 (f) Payment schedule, accumulating retentions from multiple years or any features inherently designed to delay timing of the reimbursement to the ceding entity. Yes [] No [X]
- 9.2 Has the reporting entity during the period covered by the statement ceded any risk under any reinsurance contract (or under multiple contracts with the same reinsurer or its affiliates), for which, during the period covered by the statement, it recorded a positive or negative underwriting result greater than 5% of prior year-end surplus as regards policyholders or it reported calendar year written premium ceded or year-end loss and loss expense reserves ceded greater than 5% of prior year-end surplus as regards policyholders; excluding cessions to approved pooling arrangements or to captive insurance companies that are directly or indirectly controlling, controlled by, or under common control with (i) one or more unaffiliated policyholders of the reporting entity, or (ii) an association of which one or more unaffiliated policyholders of the reporting entity is a member where:
 (a) The written premium ceded to the reinsurer by the reporting entity or its affiliates represents fifty percent (50%) or more of the entire direct and assumed premium written by the reinsurer based on its most recently available financial statement; or
 (b) Twenty-five percent (25%) or more of the written premium ceded to the reinsurer has been retroceded back to the reporting entity or its affiliates in a separate reinsurance contract. Yes [X] No []
- 9.3 If yes to 9.1 or 9.2, please provide the following information in the Reinsurance Summary Supplemental Filing for General Interrogatory 9:
 (a) The aggregate financial statement impact gross of all such ceded reinsurance contracts on the balance sheet and statement of income;
 (b) A summary of the reinsurance contract terms and indicate whether it applies to the contracts meeting the criteria in 9.1 or 9.2; and
 (c) A brief discussion of management's principle objectives in entering into the reinsurance contract including the economic purpose to be achieved.
- 9.4 Except for transactions meeting the requirements of paragraph 36 of SSAP No. 62R - Property and Casualty Reinsurance, has the reporting entity ceded any risk under any reinsurance contract (or multiple contracts with the same reinsurer or its affiliates) during the period covered by the financial statement, and either:
 (a) Accounted for that contract as reinsurance (either prospective or retroactive) under statutory accounting principles ("SAP") and as a deposit under generally accepted accounting principles ("GAAP"); or
 (b) Accounted for that contract as reinsurance under GAAP and as a deposit under SAP? Yes [] No [X]
- 9.5 If yes to 9.4, explain in the Reinsurance Summary Supplemental Filing for General Interrogatory 9 (Section D) why the contract(s) is treated differently for GAAP and SAP.
- 9.6 The reporting entity is exempt from the Reinsurance Attestation Supplement under one or more of the following criteria:
 (a) The entity does not utilize reinsurance; or, Yes [] No [X]
 (b) The entity only engages in a 100% quota share contract with an affiliate and the affiliated or lead company has filed an attestation supplement; or Yes [] No [X]
 (c) The entity has no external cessions and only participates in an intercompany pool and the affiliated or lead company has filed an attestation supplement. Yes [] No [X]
10. If the reporting entity has assumed risks from another entity, there should be charged on account of such reinsurances a reserve equal to that which the original entity would have been required to charge had it retained the risks. Has this been done? Yes [X] No [] N/A []

GENERAL INTERROGATORIES

PART 2 - PROPERTY AND CASUALTY INTERROGATORIES

- 11.1 Has the reporting entity guaranteed policies issued by any other entity and now in force? Yes [] No [X]
- 11.2 If yes, give full information
.....
- 12.1 If the reporting entity recorded accrued retrospective premiums on insurance contracts on Line 15.3 of the asset schedule, Page 2, state the amount of corresponding liabilities recorded for:
- 12.11 Unpaid losses\$464,439,610
- 12.12 Unpaid underwriting expenses (including loss adjustment expenses)\$133,150,893
- 12.2 Of the amount on Line 15.3, Page 2, state the amount which is secured by letters of credit, collateral and other funds\$205,855,772
- 12.3 If the reporting entity underwrites commercial insurance risks, such as workers' compensation, are premium notes or promissory notes accepted from its insureds covering unpaid premiums and/or unpaid losses? Yes [X] No [] N/A []
- 12.4 If yes, provide the range of interest rates charged under such notes during the period covered by this statement:
- 12.41 From0.0 %
- 12.42 To.....16.0 %
- 12.5 Are letters of credit or collateral and other funds received from insureds being utilized by the reporting entity to secure premium notes or promissory notes taken by a reporting entity, or to secure any of the reporting entity's reported direct unpaid loss reserves, including unpaid losses under loss deductible features of commercial policies? Yes [X] No []
- 12.6 If yes, state the amount thereof at December 31 of the current year:
- 12.61 Letters of credit\$5,499,155,096
- 12.62 Collateral and other funds.....\$2,790,799,789
- 13.1 Largest net aggregate amount insured in any one risk (excluding workers' compensation):\$357,300,000
- 13.2 Does any reinsurance contract considered in the calculation of this amount include an aggregate limit of recovery without also including a reinstatement provision? Yes [] No [X]
- 13.3 State the number of reinsurance contracts (excluding individual facultative risk certificates, but including facultative programs, automatic facilities or facultative obligatory contracts) considered in the calculation of the amount. 2
- 14.1 Is the company a cedant in a multiple cedant reinsurance contract? Yes [X] No []
- 14.2 If yes, please describe the method of allocating and recording reinsurance among the cedants:
Allocation is based on exposure. Exposure determination can be based on premium, AALs, PMLs or other appropriate methodology.
- 14.3 If the answer to 14.1 is yes, are the methods described in item 14.2 entirely contained in the respective multiple cedant reinsurance contracts? Yes [] No [X]
- 14.4 If the answer to 14.3 is no, are all the methods described in 14.2 entirely contained in written agreements? Yes [] No [X]
- 14.5 If the answer to 14.4 is no, please explain:
Allocation among cedants is implicit in that recoveries are allocated based on the underlying losses by legal entity (dependent on the type of coverage provided)
- 15.1 Has the reporting entity guaranteed any financed premium accounts? Yes [] No [X]
- 15.2 If yes, give full information
.....
- 16.1 Does the reporting entity write any warranty business? Yes [X] No []
If yes, disclose the following information for each of the following types of warranty coverage:

	1 Direct Losses Incurred	2 Direct Losses Unpaid	3 Direct Written Premium	4 Direct Premium Unearned	5 Direct Premium Earned
16.11 Home	93,149		100,567		406,655
16.12 Products					
16.13 Automobile					
16.14 Other*					

* Disclose type of coverage:
.....

GENERAL INTERROGATORIES

PART 2 - PROPERTY AND CASUALTY INTERROGATORIES

17.1 Does the reporting entity include amounts recoverable on unauthorized reinsurance in Schedule F - Part 3 that is exempt from the statutory provision for unauthorized reinsurance? Yes [] No [X]

Incurred but not reported losses on contracts in force prior to July 1, 1984, and not subsequently renewed are exempt from the statutory provision for unauthorized reinsurance. Provide the following information for this exemption:

- 17.11 Gross amount of unauthorized reinsurance in Schedule F - Part 3 exempt from the statutory provision for unauthorized reinsurance \$
- 17.12 Unfunded portion of Interrogatory 17.11 \$
- 17.13 Paid losses and loss adjustment expenses portion of Interrogatory 17.11... \$
- 17.14 Case reserves portion of Interrogatory 17.11 \$
- 17.15 Incurred but not reported portion of Interrogatory 17.11 \$
- 17.16 Unearned premium portion of Interrogatory 17.11 \$
- 17.17 Contingent commission portion of Interrogatory 17.11 \$

18.1 Do you act as a custodian for health savings accounts? Yes [] No [X]

18.2 If yes, please provide the amount of custodial funds held as of the reporting date. \$

18.3 Do you act as an administrator for health savings accounts? Yes [] No [X]

18.4 If yes, please provide the balance of funds administered as of the reporting date. \$

19. Is the reporting entity licensed or chartered, registered, qualified, eligible or writing business in at least two states? Yes [X] No []

19.1 If no, does the reporting entity assume reinsurance business that covers risks residing in at least one state other than the state of domicile of the reporting entity? Yes [] No []

ANNUAL STATEMENT FOR THE YEAR 2023 OF THE ZURICH AMERICAN INSURANCE COMPANY

FIVE-YEAR HISTORICAL DATA

Show amounts in whole dollars only, no cents; show percentages to one decimal place, i.e. 17.6.

	1 2023	2 2022	3 2021	4 2020	5 2019
Gross Premiums Written (Page 8, Part 1B Cols. 1, 2 & 3)					
1. Liability lines (Lines 11, 16, 17, 18 & 19)	6,866,998,183	6,541,058,815	5,889,394,225	5,622,674,665	5,513,546,771
2. Property lines (Lines 1, 2, 9, 12, 21 & 26)	7,345,898,253	7,106,822,492	5,776,879,085	4,854,418,843	4,347,477,543
3. Property and liability combined lines (Lines 3, 4, 5, 8, 22 & 27)	1,207,298,037	1,085,760,425	1,075,906,831	979,643,993	845,861,584
4. All other lines (Lines 6, 10, 13, 14, 15, 23, 24, 28, 29, 30 & 34)	1,099,295,579	1,040,503,177	903,145,696	884,483,792	1,041,314,265
5. Nonproportional reinsurance lines (Lines 31, 32 & 33)					
6. Total (Line 35)	16,519,490,052	15,774,144,909	13,645,325,836	12,341,221,293	11,748,200,164
Net Premiums Written (Page 8, Part 1B, Col. 6)					
7. Liability lines (Lines 11, 16, 17, 18 & 19)	2,107,125,506	2,065,294,378	1,892,618,439	1,750,790,023	1,266,794,290
8. Property lines (Lines 1, 2, 9, 12, 21 & 26)	2,708,291,954	2,829,901,799	2,314,524,798	1,815,680,098	1,586,563,880
9. Property and liability combined lines (Lines 3, 4, 5, 8, 22 & 27)	456,878,926	402,521,223	435,667,405	386,251,204	317,228,919
10. All other lines (Lines 6, 10, 13, 14, 15, 23, 24, 28, 29, 30 & 34)	532,041,187	494,356,814	419,126,879	403,591,975	486,944,507
11. Nonproportional reinsurance lines (Lines 31, 32 & 33)					
12. Total (Line 35)	5,804,337,573	5,792,074,213	5,061,937,521	4,356,313,300	3,657,531,595
Statement of Income (Page 4)					
13. Net underwriting gain (loss) (Line 8)	254,120,200	252,083,811	440,215,122	202,193,936	51,959,656
14. Net investment gain (loss) (Line 11)	675,070,166	602,434,000	990,152,108	817,836,800	796,252,486
15. Total other income (Line 15)	(254,407,187)	(111,806,744)	(11,283,954)	(31,930,188)	(29,179,180)
16. Dividends to policyholders (Line 17)	6,906,419	7,042,888	11,641,217	6,987,600	7,816,305
17. Federal and foreign income taxes incurred (Line 19)	96,123,703	161,707,063	126,000,999	231,359,377	(55,960,365)
18. Net income (Line 20)	571,753,056	573,961,115	1,281,441,060	749,753,571	867,177,022
Balance Sheet Lines (Pages 2 and 3)					
19. Total admitted assets excluding protected cell business (Page 2, Line 26, Col. 3)	30,727,812,410	32,161,277,824	31,020,129,090	29,990,928,434	30,415,981,911
20. Premiums and considerations (Page 2, Col. 3)					
20.1 In course of collection (Line 15.1)	2,222,825,513	2,045,808,652	1,792,441,419	1,962,291,533	1,483,605,431
20.2 Deferred and not yet due (Line 15.2)	4,634,993,959	4,691,763,148	3,689,001,902	2,923,987,903	2,834,218,492
20.3 Accrued retrospective premiums (Line 15.3)	392,473,074	365,604,788	414,730,367	432,648,818	458,027,149
21. Total liabilities excluding protected cell business (Page 3, Line 26)	24,649,204,804	24,703,329,602	23,133,733,598	22,809,821,689	22,742,549,226
22. Losses (Page 3, Line 1)	9,649,216,343	10,048,857,228	9,943,096,328	9,847,944,481	10,055,238,418
23. Loss adjustment expenses (Page 3, Line 3)	2,375,051,771	2,211,753,693	2,301,473,580	2,447,761,480	2,571,630,641
24. Unearned premiums (Page 3, Line 9)	4,765,091,885	4,529,888,599	4,276,836,095	3,952,940,831	3,845,794,904
25. Capital paid up (Page 3, Lines 30 & 31)	5,000,000	5,000,000	5,000,000	5,000,000	5,000,000
26. Surplus as regards policyholders (Page 3, Line 37)	6,078,607,606	7,457,948,223	7,886,395,492	7,181,106,746	7,673,432,686
Cash Flow (Page 5)					
27. Net cash from operations (Line 11)	788,271,760	276,176,999	837,858,032	(123,053,698)	(343,541,445)
Risk-Based Capital Analysis					
28. Total adjusted capital	6,078,607,606	7,457,948,223	7,886,395,492	7,181,106,746	7,673,432,686
29. Authorized control level risk-based capital	1,491,325,939	1,510,063,529	1,752,711,651	1,710,271,939	1,649,107,385
Percentage Distribution of Cash, Cash Equivalents and Invested Assets (Page 2, Col. 3) (Line divided by Page 2, Line 12, Col. 3) x100.0					
30. Bonds (Line 1)	71.0	72.5	73.7	70.9	73.9
31. Stocks (Lines 2.1 & 2.2)	12.2	12.3	13.0	13.4	13.7
32. Mortgage loans on real estate (Lines 3.1 and 3.2)					
33. Real estate (Lines 4.1, 4.2 & 4.3)	6.2	5.9	5.3	5.8	5.6
34. Cash, cash equivalents and short-term investments (Line 5)	2.8	1.8	0.7	2.4	0.3
35. Contract loans (Line 6)					
36. Derivatives (Line 7)	0.0	0.0	0.0	0.0	0.0
37. Other invested assets (Line 8)	6.9	6.4	6.7	6.5	5.2
38. Receivables for securities (Line 9)	0.2	0.4	0.1	0.0	0.5
39. Securities lending reinvested collateral assets (Line 10)				0.5	0.2
40. Aggregate write-ins for invested assets (Line 11)	0.8	0.7	0.5	0.6	0.6
41. Cash, cash equivalents and invested assets (Line 12)	100.0	100.0	100.0	100.0	100.0
Investments in Parent, Subsidiaries and Affiliates					
42. Affiliated bonds (Schedule D, Summary, Line 12, Col. 1)					
43. Affiliated preferred stocks (Schedule D, Summary, Line 18, Col. 1)					
44. Affiliated common stocks (Schedule D, Summary, Line 24, Col. 1)	1,632,857,391	1,696,918,214	1,776,484,077	1,885,426,368	1,935,368,154
45. Affiliated short-term investments (subtotals included in Schedule DA Verification, Col. 5, Line 10)					
46. Affiliated mortgage loans on real estate					
47. All other affiliated					
48. Total of above Lines 42 to 47	1,632,857,391	1,696,918,214	1,776,484,077	1,885,426,368	1,935,368,154
49. Total Investment in Parent included in Lines 42 to 47 above					
50. Percentage of investments in parent, subsidiaries and affiliates to surplus as regards policyholders (Line 48 above divided by Page 3, Col. 1, Line 37 x 100.0)	26.9	22.8	22.5	26.3	25.2

ANNUAL STATEMENT FOR THE YEAR 2023 OF THE ZURICH AMERICAN INSURANCE COMPANY

FIVE-YEAR HISTORICAL DATA

(Continued)

	1 2023	2 2022	3 2021	4 2020	5 2019
Capital and Surplus Accounts (Page 4)					
51. Net unrealized capital gains (losses) (Line 24)	105,740,668	(361,767,085)	(19,863,081)	73,602,308	171,244,166
52. Dividends to stockholders (Line 35)	(1,981,000,000)	(711,000,000)	(589,000,000)	(1,349,000,000)	(668,000,000)
53. Change in surplus as regards policyholders for the year (Line 38)	(1,379,340,616)	(428,447,270)	705,288,747	(492,325,940)	497,927,405
Gross Losses Paid (Page 9, Part 2, Cols. 1 & 2)					
54. Liability lines (Lines 11, 16, 17, 18 & 19)	4,289,303,488	3,879,637,164	3,286,020,640	3,507,277,329	4,034,232,789
55. Property lines (Lines 1, 2, 9, 12, 21 & 26)	4,600,668,068	4,552,218,677	3,438,617,984	3,369,063,949	3,726,096,045
56. Property and liability combined lines (Lines 3, 4, 5, 8, 22 & 27)	559,321,926	554,827,421	559,885,073	487,890,963	581,712,794
57. All other lines (Lines 6, 10, 13, 14, 15, 23, 24, 28, 29, 30 & 34)	360,008,197	250,551,422	213,564,902	457,567,370	453,442,109
58. Nonproportional reinsurance lines (Lines 31, 32 & 33)					
59. Total (Line 35)	9,809,301,679	9,237,234,684	7,498,088,599	7,821,799,610	8,795,483,737
Net Losses Paid (Page 9, Part 2, Col. 4)					
60. Liability lines (Lines 11, 16, 17, 18 & 19)	1,544,609,107	1,403,680,527	1,190,654,694	1,341,396,787	1,646,735,468
61. Property lines (Lines 1, 2, 9, 12, 21 & 26)	1,856,865,368	1,794,629,029	1,297,350,452	1,171,526,195	1,327,523,076
62. Property and liability combined lines (Lines 3, 4, 5, 8, 22 & 27)	236,473,734	228,690,729	252,841,510	206,110,637	239,746,345
63. All other lines (Lines 6, 10, 13, 14, 15, 23, 24, 28, 29, 30 & 34)	166,301,171	115,378,324	100,560,938	212,534,107	206,852,610
64. Nonproportional reinsurance lines (Lines 31, 32 & 33)					
65. Total (Line 35)	3,804,249,380	3,542,378,609	2,841,407,594	2,931,567,725	3,420,857,500
Operating Percentages (Page 4) (Line divided by Page 4, Line 1) x 100.0					
66. Premiums earned (Line 1)	100.0	100.0	100.0	100.0	100.0
67. Losses incurred (Line 2)	61.1	66.7	61.9	64.8	69.6
68. Loss expenses incurred (Line 3)	15.7	10.8	10.6	12.9	9.8
69. Other underwriting expenses incurred (Line 4)	18.6	17.9	18.2	17.6	19.1
70. Net underwriting gain (loss) (Line 8)	4.6	4.6	9.3	4.8	1.4
Other Percentages					
71. Other underwriting expenses to net premiums written (Page 4, Lines 4 + 5 - 15 divided by Page 8, Part 1B, Col. 6, Line 35 x 100.0)	22.2	18.8	17.2	17.7	19.9
72. Losses and loss expenses incurred to premiums earned (Page 4, Lines 2 + 3 divided by Page 4, Line 1 x 100.0)	76.8	77.5	72.5	77.6	79.4
73. Net premiums written to policyholders' surplus (Page 8, Part 1B, Col. 6, Line 35 divided by Page 3, Line 37, Col. 1 x 100.0)	95.5	77.7	64.2	60.7	47.7
One Year Loss Development (\$000 omitted)					
74. Development in estimated losses and loss expenses incurred prior to current year (Schedule P - Part 2 - Summary, Line 12, Col. 11)	32,204	(32,422)	(177,639)	(22,358)	(523,669)
75. Percent of development of losses and loss expenses incurred to policyholders' surplus of prior year end (Line 74 above divided by Page 4, Line 21, Col. 1 x 100.0).....	0.4	(0.4)	(2.5)	(0.3)	(7.3)
Two Year Loss Development (\$000 omitted)					
76. Development in estimated losses and loss expenses incurred two years before the current year and prior year (Schedule P, Part 2 - Summary, Line 12, Col. 12)	11,315	(216,225)	(151,908)	(663,479)	(798,269)
77. Percent of development of losses and loss expenses incurred to reported policyholders' surplus of second prior year end (Line 76 above divided by Page 4, Line 21, Col. 2 x 100.0)	0.1	(3.0)	(2.0)	(9.2)	(10.5)

NOTE: If a party to a merger, have the two most recent years of this exhibit been restated due to a merger in compliance with the disclosure requirements of SSAP No. 3, Accounting Changes and Correction of Errors? Yes [] No []
 If no, please explain:



ANNUAL STATEMENT FOR THE YEAR 2023 OF THE ZURICH AMERICAN INSURANCE COMPANY

EXHIBIT OF PREMIUMS AND LOSSES (Statutory Page 14)

NAIC Group Code 0212

BUSINESS IN THE STATE OF Grand Total

DURING THE YEAR 2023

NAIC Company Code 16535

Table with columns for Line of Business, Gross Premiums, Dividends Paid, Direct Unearned Premium Reserves, Direct Losses Paid, Direct Losses Incurred, Direct Losses Unpaid, Direct Defense and Cost Containment Expense Paid, Direct Defense and Cost Containment Expense Incurred, Direct Defense and Cost Containment Expense Unpaid, Commissions and Brokerage Expenses, Taxes, Licenses and Fees.

(a) Finance and service charges not included in Lines 1 to 35 \$ 1,823,275
(b) For health business on indicated lines report: Number of persons insured under PPO managed care products and number of persons insured under indemnity only products

19GT

ANNUAL STATEMENT FOR THE YEAR 2023 OF THE ZURICH AMERICAN INSURANCE COMPANY

SCHEDULE F - PART 1

Assumed Reinsurance as of December 31, Current Year (\$000 Omitted)

1 ID Number	2 NAIC Company Code	3 Name of Reinsured	4 Domiciliary Jurisdiction	5 Assumed Premium	Reinsurance On		8 Cols. 6 + 7	9 Contingent Commissions Payable	10 Assumed Premiums Receivable	11 Unearned Premium	12 Funds Held By or Deposited With Reinsured Companies	13 Letters of Credit Posted	14 Amount of Assets Pledged or Compensating Balances to Secure Letters of Credit	15 Amount of Assets Pledged or Collateral Held in Trust
					6 Paid Losses and Loss Adjustment Expenses	7 Known Case Losses and LAE								
36-6071400	.26247	AMERICAN GUARANTY & LIABILITY INSURANCE COMPANY	NY	890,845	78,502	882,346	960,848		48,939	397,030				
36-3141762	.40142	AMERICAN ZURICH INSURANCE COMPANY	IL	1,363,761	52,228	1,332,346	1,384,574		95,807	437,840				
52-1096670	.34347	COLONIAL AMERICAN CASUALTY & SURETY	IL	26,333	43	18,083	18,126		1,010	11,790				
47-6022701	.21326	EMPIRE FIRE & MARINE INSURANCE	IL	175,539	4,192	75,059	79,251		10,695	4,046				
73-6091717	.21334	EMPIRE INDEMNITY INSURANCE COMPANY	OK	546	103	5,530	5,632		12	(15)				
13-3046577	.39306	FIDELITY & DEPOSIT COMPANY OF MARYLAND	IL	512,044	14,567	103,007	117,574		44,724	364,691				
41-1375004	.39039	RURAL COMMUNITY INSURANCE COMOANY	IN	2,540,176	1,956,514	1,358	1,957,872		2,821,947	319,079				
52-0981481	.26387	STEADFAST INSURANCE COMPANY	IL	1,104,406	57,511	1,049,404	1,106,915		90,269	579,928				
43-1249228	.41181	UNIVERSAL UNDERWRITERS INSURANCE COMPANY	IL	85,698	6,759	57,718	64,477		6,158	174,182				
36-3139101	.40843	UNIVERSAL UNDERWRITERS OF TEXAS	IL		13	317	330							
36-2781080	.27855	ZURICH AMERICAN INSURANCE COMPANY OF ILLINOIS	IL	212,973	7,634	162,437	170,071		19,087	72,996				
0199999	Affiliates - U.S. Intercompany Pooling			6,912,321	2,178,065	3,687,605	5,865,669		3,138,648	2,361,566				
36-6071400	.26247	AMERICAN GUARANTY & LIABILITY INSURANCE COMPANY	NY			1	1							
41-1375004	.39039	RURAL COMMUNITY INSURANCE COMOANY	IN											
52-0981481	.26387	STEADFAST INSURANCE COMPANY	IL		(37)		(37)							
0399999	Affiliates - U.S. Non-Pool - Other				(37)	1	(36)							
0499999	Total - U.S. Non-Pool				(37)	1	(36)							
AA-1460010	.00000	ALPINA VERSICHERUNGS AG	CHE	(2,112)	(3)	92	89		(30)	281				
AA-5364112	.00000	PT ZURICH ASURANSI INDONESIA TBK	IDN											
AA-1820001	.00000	ZURICH - COMPANHIA DE SEGUROS, S.A.	PRT		(15)	57	42							
AA-1930995	.00000	ZURICH AUSTRALIAN INS LTD	AUS	(254)	(20)	3,549	3,529		(154)	2				
AA-2734111	.00000	ZURICH COMPANIA DE SEGUROS	MEX											
AA-3190947	.00000	ZURICH GLOBAL LTD	BMJ	(1,060)	1,059	2,244	3,304		(161)	(1)				
AA-1560999	.00000	ZURICH INS CO - CANADA	CAN	3,812	2,024	29,623	31,647		281	562				83,303
AA-1460190	.00000	ZURICH INS CO - GCIE	GBR	518	(273)	5,059	4,786		339	258				
AA-1460190	.00000	ZURICH INS CO - GCIE	CHE	455	87	3,230	3,317		93	2,212				
AA-5760036	.00000	ZURICH INS CO LTD (SG Branch)	SGP	134	(64)	408	344		156	30				
AA-1584115	.00000	ZURICH INS CO LTD, JAPAN BRANCH	JPN	684	1	16	18		29	9				
AA-2234101	.00000	ZURICH INS CO-GI LATAM POOLING	BRA						1					
AA-1780059	.00000	ZURICH INS PLACE - UK BRANCH	IRL	2,128	27	25,658	25,685		(471)	883				
AA-1780059	.00000	ZURICH INS PLACE - UK BRANCH	ESP	(82)	201	7,101	7,303		(61)	264				
AA-1340017	.00000	ZURICH INS PLACE NIEDERLANSSUNG (DEUTSCHLAND)	DEU	459	2	2,884	2,885		67	131				
AA-5324112	.00000	ZURICH INS. CO. - HK BRANCH	HKG	(17)	(425)	3,993	3,568		18					
AA-1364106	.00000	ZURICH INTL ITALIA	ITA	200					97	227				
AA-3190185	.00000	ZURICH RE CO LTD	BMJ		2	16	18							
AA-1864102	.00000	ZURICH SIGORTA A.S.	TUR	(61)	34	778	811		4	4				
AA-1840022	.00000	ZURICH SPAIN (ALORA)	ESP			1,005	1,005							
AA-1220080	.00000	ZURICH VERS AG	AUT	45		36	36			4				
0699999	Affiliates - Other (Non-U.S.) - Other			4,851	2,638	85,749	88,387		208	4,866				83,303
0799999	Total - Other (Non-U.S.)			4,851	2,638	85,749	88,387		208	4,866				83,303
0899999	Total - Affiliates			6,917,172	2,180,665	3,773,355	5,954,020		3,138,856	2,366,433				83,303
36-2149353	.80985	4 EVER LIFE INS CO	IL											
36-4843564	.16040	ACADIA ASSURANCE CO	TN			1	1							
95-2371728	.22667	ACE AMERICAN INS CO	PA	18,375	181	2,412	2,593		1,754	8,021				
75-1940467	.19984	ACIG INS CO	IL	1		4,489	4,489							
36-4510917	.11608	AES GLOBAL INS CO	VT	10,136		5,562	5,562		(107)	2,476				
13-2592361	.00000	AIG INC	DE	10,609		337	337		3,695	2,559				
38-3291563	.60134	ALLIANCE HEALTH AND LIFE INS CO	MI	853		136	136		(8)	(59)				
58-2335921	.11256	ALLIANT HEALTH PLANS INC	GA	1,392					(14)	(29)				
95-3187355	.35300	ALLIANZ GLOBAL RISKS US INS CO	IL	2,987		1,318	1,318		1,698	1,387				
13-5501223	.60216	AMALGAMATED LIFE INS CO	NY	87						(1)				
73-0714500	.60410	AMERICAN FIDELITY ASSURANCE CO	OK							(1)				
98-0000665	.60690	AMERICAN LIFE INS CO	DE	107						(2)				
74-0484030	.60739	AMERICAN NAT'L INS.	TX	2,492	(491)		(491)		(32)	(96)				

ANNUAL STATEMENT FOR THE YEAR 2023 OF THE ZURICH AMERICAN INSURANCE COMPANY

SCHEDULE F - PART 1

Assumed Reinsurance as of December 31, Current Year (\$000 Omitted)

1 ID Number	2 NAIC Company Code	3 Name of Reinsured	4 Domiciliary Jurisdiction	5 Assumed Premium	Reinsurance On		8 Cols. 6 + 7	9 Contingent Commissions Payable	10 Assumed Premiums Receivable	11 Unearned Premium	12 Funds Held By or Deposited With Reinsured Companies	13 Letters of Credit Posted	14 Amount of Assets Pledged or Compensating Balances to Secure Letters of Credit	15 Amount of Assets Pledged or Collateral Held in Trust
					6 Paid Losses and Loss Adjustment Expenses	7 Known Case Losses and LAE								
61-1847073	.00000	AMERHEALTH CARITAS DELAWARE INC	PA											
47-0098400	.61301	AMERITAS LIFE INS CO	NE											
64-0902785	.60250	AMFIRST INS CO	OK	35	2		2		11					
05-0340166	.72222	AMICA LIFE INS CO	RI	14										
98-4207369	.10308	ANTILLES INS CO	PR	5,750	112	327	439		1,061	1,433				
92-0090419	.16926	ARECA INS. EXCHANGE	AK	745		93								
83-4356688	.16598	ARISTOLE INS CO	DE	393					364	360				
91-1264976	.10532	ASTRO-11 INC.	VT	1,313					(25)	162				
59-2742907	.95263	AVMED, INC.	FL							(1)				
13-5570651	.62944	AXA EQUITABLE LIFE INS CO	NY											
36-0770740	.61263	BANKERS LIFE & CAS CO.	IL											
63-0202590	.22276	BERKSHIRE HATHAWAY SPECIALTY INS CO	NE	28,787	1,507		1,507		1,488	(1,976)				
98-6008144	.00000	BISON INS CO LTD	SC	4		1,230	1,230		22					
86-3270924	.00000	BITMORE ASSURANCE LLC	AZ	563		638	638			208				
57-0287419	.38520	BLUE CROSS & BLUE SHIELD OF SC	SC	14,935		1,086	1,086		(80)	20				
38-3731641	.12626	BLUE WHALE REINS. LTD.	VT	2,339		46,500	46,500			422				
27-2583356	.13788	BROADLINE RRG	VT			253	253							
11-1111111	.14071	BUCKEYE ASSURANCE	VT	3,822		10,988	10,988		(19)					
01-0562383	.11566	BUENA VISTA INS CO	VT	2,597						958				
26-1756912	.14671	CAMBRIDGE ARIZONA INS CO	AZ			3	3							
03-0363085	.11337	CAPRICORN INS CO	VT	2,666					(71)	437				
26-2608628	.13151	CARE N CARE INS CO INC	TX	(139)					(3)	(6)				
46-2270382	.15309	CARECONNECT INS CO INC	NY											
27-2887059	.13801	CELTIC INS CO INC	VT	150					150	75				
03-0329682	.10610	CELWOOD INS CO	VT	1,471					53	656				
98-0096089	.17355	CENTURY INS CO LTD	MP	382		7	7		(14)	61				
32-0159923	.10445	CHRISTIANA INS LLC	DE	366					8	45				
45-2106295	.14154	CHRISTUS HLTH PLAN	TX							(1)				
57-0144607	.62049	COLONIAL LIFE & ACCIDENT INS CO	SC	262					(2)	(17)				
74-2849682	.10574	COLONNADE VERMONT INS	VT	1,492						620				
84-1366399	.00000	COLORADO SCHOOL DISTRICT SELF INS	CO						(17)					
73-1433979	.11691	COMMUNITY CARE HMO	OK											
57-0523959	.77828	COMPANION LIFE INS CO	SC	1,740	76		76		55	1,267				
98-0461499	.00000	COTTAGE INS CO LTD	MD			2	2							
43-1684044	.60040	COX HEALTH SYSTEMS INS CO	MO	1,989		320	320		(19)	(46)				
51-0525239	.12205	CRESTMONT INS CO	HI	809		86	86			265				
46-4303514	.15677	CRYSTAL RUN HEALTH PLAN	NY											
26-2733867	.14295	CYPRESS INS CO	AZ	2,240						1,114				
87-0285928	.81019	DESERET MUT INS CO	UT											
71-0236856	.00000	DIAMOND RISK INS LLC	AR	823		2	2		(2)	18				
38-2145898	.33499	DORINCO REINS CO	MI	4,995		11	11			1,651				
13-3802010	.60094	EMBLEMHEALTH INS CO	NY	183					(2)	(17)				
35-2293075	.11551	ENDURANCE ASSURANCE CORP	DE	(19)					5					
30-0419233	.00000	ENERGY INSURANCE SERVICES	SC	448						186				
47-5581517	.16005	EON HEALTH INC	GA											
99-0307331	.12052	F.L. INS CORP	HI			40	40							
05-0316605	.21482	FACTORY MUTUAL INS CO	RI	12,478		15,501	15,501		2,190	5,637				
05-0485684	.00000	FALVEY CARGO UNDERWRITING	RI			15	15		(3)					
41-6022443	.63258	FEDERATED LIFE INS CO	MN	31						(3)				
46-1828839	.15379	FIAT LUX RISK & INS CO	DC	7,224		4,037	4,037		40	3,572				
43-0949844	.71870	FIDELITY SECURITY LIFE CO	MO	6,198	242		242		221					
20-4191006	.13025	FIVE POINTE PROFESSIONL LIAB INS CO	DE			2	2							
13-2673100	.22039	GENERAL RE CORP	DE		(18)	1,120	1,102							
91-6027719	.70025	GENWORTH LIFE INS CO	DE	123					(1)	(10)				

ANNUAL STATEMENT FOR THE YEAR 2023 OF THE ZURICH AMERICAN INSURANCE COMPANY

SCHEDULE F - PART 1

Assumed Reinsurance as of December 31, Current Year (\$000 Omitted)

1 ID Number	2 NAIC Company Code	3 Name of Reinsured	4 Domiciliary Jurisdiction	5 Assumed Premium	Reinsurance On		8 Cols. 6 + 7	9 Contingent Commissions Payable	10 Assumed Premiums Receivable	11 Unearned Premium	12 Funds Held By or Deposited With Reinsured Companies	13 Letters of Credit Posted	14 Amount of Assets Pledged or Compensating Balances to Secure Letters of Credit	15 Amount of Assets Pledged or Collateral Held in Trust
					6 Paid Losses and Loss Adjustment Expenses	7 Known Case Losses and LAE								
52-1733101	.12059	GLIC LLC	HI		(2)		(2)							
27-4282299	.13997	GRANITE SHIELD INS EXCH	VT			1	1							
13-5129825	.22292	HANOVER INS. CO.	NH	25					(1)	(5)				
03-0351750	.12644	HBM GLOBAL RISK CORP	AZ						55					
30-0409219	.41343	HDI GLOBAL INSURANCE CO	IL	489	47	47	47		89	16				
46-4796891	.15478	HEALTH ALLIANCE CONNECT INC	IL	3,469	359	359	359		(29)	(93)				
38-2242827	.95844	HEALTH ALLIANCE PLAN OF MI	MI	379					(3)	(7)				
59-3315064	.95019	HEALTH FIRST HEALTH PLANS	FL											
04-2864973	.95673	HEALTH NEW ENGLAND INC	MA											
23-2379751	.95066	HEALTH PARTNERS OF PA	PA	9,441	1,296	1,296	1,296		1,088	(876)				
39-1545987	.96628	HEALTH TRADITION HEALTH PLAN	WI	171					(1)	(4)				
20-1937561	.14336	HEALTHCARE CAPTIVE INS CO	AZ		6,616	6,616	6,616							
41-6005801	.52627	HENNEPIN HEALTH	MIN											
02-0308052	.22527	HOME INS CO	NH		(9)	364	355							
61-1013183	.95885	HUMANA HEALTH PLAN INC	KY											
45-4605308	.15230	HUNTINGTON INGALLS IND	VT	2,211	2,599	2,599	2,599			447				
99-9999995	.14015	IMI ASSURANCE INC	HI	460					(48)	191				
39-1769093	.11695	INDEPENDENT CARE HEALTH PLAN	WI							(1)				
13-5540698	.19429	INS CO OF THE STATE OF PA	IL						483					
20-2631845	.00000	ISLAND RE INC	SC	600					(376)	500				
41-6005810	.00000	ITASCA MEDICAL CARE	IN	438	140	140	140		(4)	(30)				
94-1230523	.00000	KAISER/LOKAHI ASSURANCE LTD	CA		161	161	161			(1)				
25-1149494	.19437	LEXINGTON INS CO	DE	38					(33)	5				
22-0832760	.62057	LINCOLN LIFE & ANNUITY CO OF NY	NY	265					(2)	(17)				
16-1470454	.00000	LORETTO INDEPENDENT LIVING SERVICES	NY	86					(1)	(6)				
73-1015226	.00000	LSB INS LLC	OK	426	3	3	3		173	144				
45-3416923	.15077	MAINE COMMUNITY HEALTH OPTIONS	ME							(1)				
03-0304812	.10408	MARY CAP INS. CO.	VT		1	1	1							
99-9999991	.00000	MASS ADVANTAGE	MA	378					(4)	(8)				
03-0354178	.10697	MCIC VT INC RRG	VT		3	3	3							
20-5873262	.13120	MEDICARE ADVANTAGE INS CO OF OMAHA	NE											
21-0706531	.62375	MEDMUTUAL LIFE INS CO	OH						(1)	(6)				
27-2462857	.00000	MEDTRANS INS LTD	NV	613					(1)	(7)				
76-0646301	.10076	MEMORIAL HERMANN HLTH INS CO	TX	(468)	179	179	179		(11)	(51)				
13-4115686	.95546	METROPLUS HEALTH PLAN	NY											
41-0417830	.66168	MINNESOTA LIFE INS CO	MN	18,518	606	606	606		359	(1,236)				
52-1548987	.10524	MINNETONKA INS CO	VT	486						76				
00-0000002	.00000	MISC REINSURANCE	NY						11					
02-0678759	.11585	MOUNTAIN STATES HLTHCARE RECIP RRG	MT		1	1	1							
13-4924125	.10227	MUNICH RE AMERICA	DE		16	2,279	2,296							
82-2754060	.16260	MUT OF OMAHA MEDICARE ADVANTAGE	NE											
27-0093404	.12248	MY CHOICE WI HEALTH PLAN, INC.	WI	601					(1)	(6)				
74-1541799	.82538	NATIONAL HEALTH INS CO	TX							(1)				
25-0687550	.19445	NATL UNION FIRE INS CO OF PITTS	PA	6,052	4,140	4,140	4,140		2,330	2,479				
27-5020248	.14857	NAVITAS INS CO LLC	UT	(360)					(388)	136				
05-0477052	.95402	NEIGHBORHOOD HEALTH PLAN OF RI	RI	5,438	1,569	1,569	1,569		(53)	(101)				
13-2556568	.64548	NEW YORK LIFE GROUP INS. CO OF NY	NY	937					(11)	(76)				
13-5582869	.66915	NEW YORK LIFE INS CO	NY											
25-1718980	.10431	NITTANY INS CO	VT		1,004	1,004	1,004							
26-4637477	.00000	NORTH FL HOSPITAL PROP ALLIANCE LLC	FL	355					(5)	117				
03-0350837	.00000	NORTHROP GRUMMAN RISK MANAGEMENT	VT		37	37	37							
35-2694728	.16968	OCHSNER HEALTH PLAN	LA	22						(2)				
20-2015375	.12670	OSF ASSURANCE COMPANY	VT	697	17	17	17		(4)	2				
83-2272484	.00000	PAGE OF NORTHEAST INDIANA	IN	84	18	18	18		(1)	(4)				

ANNUAL STATEMENT FOR THE YEAR 2023 OF THE ZURICH AMERICAN INSURANCE COMPANY

SCHEDULE F - PART 1

Assumed Reinsurance as of December 31, Current Year (\$000 Omitted)

1 ID Number	2 NAIC Company Code	3 Name of Reinsured	4 Domiciliary Jurisdiction	5 Assumed Premium	Reinsurance On		8 Cols. 6 + 7	9 Contingent Commissions Payable	10 Assumed Premiums Receivable	11 Unearned Premium	12 Funds Held By or Deposited With Reinsured Companies	13 Letters of Credit Posted	14 Amount of Assets Pledged or Compensating Balances to Secure Letters of Credit	15 Amount of Assets Pledged or Collateral Held in Trust
					6 Paid Losses and Loss Adjustment Expenses	7 Known Case Losses and LAE								
95-1079000	.67466	PACIFIC LIFE INS CO	NE	61					42	15				
20-3376102	.12353	PARAMOUNT ADVANTAGE INC	OH							(1)				
02-0691285	.11923	PARK ASSURANCE CO	VT	222						92				
03-0370668	.11396	PEARL STREET INS CO	VT						(231)					
20-0565332	.14424	PECONIC INDEMNITY CO	AZ	726					878	725				
23-1738402	.18058	PHILADELPHIA IND INS CO	PA											
31-1069321	.95436	PHYSICIANS HEALTH PLAN OF NORTHERN	IN	1,941					(19)	(35)				
91-1160717	.40738	PHYSICIANS INS A MUT CO	WA	7,567		246	246		567	(558)				
66-0636242	.95730	PLAN DE SALUD MENONITA INC	PR	6,558	(415)	1,061	646		(12)	(50)				
46-3024049	.15484	PREMIER HEALTH PLAN INC	OH											
22-1211670	.68241	PRUDENTIAL INS CO OF AMERICA	NJ	1,053					(4)	(26)				
22-2311816	.39217	QBE INS CORP	PA	(17)	(26)	35	9							
39-1807071	.95101	QUARTZ HEALTH PLAN CO	WI	1,156		278	278		(18)	338				
23-1740414	.22705	R&Q REINS CO	PA			4	4							
95-4425108	.10452	RELENTLESS INS INC	VT	703					78	350				
41-0451140	.67105	RELIASTAR LIFE INS CO	IN	57						(1)				
43-1235868	.93572	RGA REINS. CO.	MO	357					(1)	(5)				
20-8067039	.12828	RVC INS. CO. INC.	NY			1,828	1,828							
45-0233470	.00000	SAMARTIAN INS FUNDING LTD	AZ			25,005	25,005							
94-6000533	.00000	SANTA CLARA COUNTY	CA	2,167					93	560				
20-3455823	.00000	SCOTTSDALE CAPTIVE INS CO	AZ			3	3							
15-0470620	.15113	SECURITY MUTUAL INS.	NY											
87-0409820	.95153	SELECTHEALTH INC	UT	6,371		538	538		427	(416)				
81-3565699	.16103	SENIOR SELECT PARTNERS LLC	AL											
43-1594865	.10473	SNOWDIN INS CO	VT	1,490		18	18			127				
73-1313565	.10478	SOONER INS CO	VT	345					(17)	87				
47-2586982	.95812	SOUTHEASTERN IN HLTH ORG INC	IN											
63-0350861	.19178	SOUTHERN GUARANTY INS CO	WI	27						(3)				
45-4725549	.14344	SPIRIT INS CO	VT	5,472					2,489	2,260				
37-1471890	.11712	ST LUKES HLTH SYSTEM RRG	SC			5	5							
03-0339975	.10527	ST. GEORGE INS. CO.	VT			1,601	1,601							
93-0242990	.69019	STANDARD INS	OR	154					(2)	(14)				
75-1670124	.38318	STARR IND & LIAB CO.	TX	650		87	87		637	458				
26-3622499	.13604	STARR SURPLUS LINES INS	TX	3,722		2,887	2,887		1,962	1,880				
80-0772011	.15268	STERLING CENTENNIAL MISSOURI INS	MO						(87)					
13-1675535	.25364	SWISS REINS AMERICAN CORP	NY		(24)	408	385							
03-0293829	.10426	TALL PINES INS CO	VT	753					737	627				
62-0905063	.82759	TENNESSEE FARMERS LIFE INC CO	TN	977					(11)	(77)				
26-3436607	.13553	TERMINUS INS INC	NY	426					72	70				
11-3153422	.15018	THE NY STATE CATHOLIC HEALTH PLAN	NY											
04-3117253	.70435	THE SAVINGS BANK MUT LIFE INS CO	MA	8						(1)				
55-0765726	.60016	THP INSURANCE COMPANY	WV											
80-0916041	.15140	THREE BELMONT INS CO LLC	NY	3,217		2,146	2,146			1,063				
25-1438780	.10531	THREE RIVERS INS CO	VT	875		3,119	3,119			229				
06-1286274	.36161	TRAVELERS P&C INS CO	CT			25	7							
74-3223359	.00000	TWO HARBORS INS. CO.	SC	5,521		21	21			3,213				
36-3573805	.52629	UCARE MINNESOTA	IN	11,351	1,010	3,673	4,683		628	30				
13-2988846	.37893	ULLICO CASUALTY CO.	DE			1,739	1,739							
13-1423090	.69744	UNION LABOR LIFE INS.	MD	85					(1)	(6)				
47-2293857	.15648	UNIVERSITY OF UT HLTH PLANS	UT											
71-0505232	.94358	USABLE LIFE INS	AR	59					(1)	(4)				
46-3736788	.15225	USABLE PARTNERS, LLC	AR											
03-0308754	.10615	VANDALIA INS CO	VT			2	2							
90-0719241	.14070	VGI INSURANCE INC	VT						(141)					

ANNUAL STATEMENT FOR THE YEAR 2023 OF THE ZURICH AMERICAN INSURANCE COMPANY

SCHEDULE F - PART 1

Assumed Reinsurance as of December 31, Current Year (\$000 Omitted)

1 ID Number	2 NAIC Company Code	3 Name of Reinsured	4 Domiciliary Jurisdiction	5 Assumed Premium	Reinsurance On		8 Cols. 6 + 7	9 Contingent Commissions Payable	10 Assumed Premiums Receivable	11 Unearned Premium	12 Funds Held By or Deposited With Reinsured Companies	13 Letters of Credit Posted	14 Amount of Assets Pledged or Compensating Balances to Secure Letters of Credit	15 Amount of Assets Pledged or Collateral Held in Trust
					6 Paid Losses and Loss Adjustment Expenses	7 Known Case Losses and LAE								
31-1192645	.11364	VINE COURT ASSUR LTD.	VT	.830						.411				
13-3951057	.12942	VNS CHOICE	NY	1,299		119	119		(13)	(34)				
03-0333599	.10516	XAVIER INS. CO.	VT			4	4							
0999999		Total Other U.S. Unaffiliated Insurers		272,284	2,186	162,793	164,979		24,055	42,958	1,267			
AA-9991300	.00000	ALABAMA BEACH PLAN	AL		.115		.115		.324					
AA-9991100	.00000	ALABAMA COMMERCIAL AUTO	AZ											
AA-9991102	.00000	ARIZONA COMMERCIAL AUTO	AZ	20		135	135							
AA-9991103	.00000	ARKANSAS COMM AUTO	AR	.4		31	31			.3				
AA-9991105	.00000	CALIFORNIA COMM AUTO	CA	364		1,657	1,657			181				
AA-9991107	.00000	COLORADO COMM AUTO	CO	84		99	99			37				
AA-9991161	.00000	COMMONWEALTH (MASS.) AUTO	MA	7,265	1,087	4,021	5,108		5,369	3,614				
AA-9991108	.00000	CONNECTICUT COMM AUTO	CT	78		21	21			48				
AA-9991202	.00000	CONNECTICUT FAIR PLAN	CT	27	518	4	522		534	11				
AA-9991167	.00000	DC COMM AUTO INS	DC	41		27	27			19				
AA-9991110	.00000	DELAWARE COMM AUTO	DE	52		35	35			32				
AA-9991203	.00000	DELAWARE FAIR PLAN	DE	17	10	11	11		47	7				
AA-9991112	.00000	GEORGIA COMMERCIAL AUTO	GA	3		6	6							
AA-9991114	.00000	IDAHO COMMERCIAL AUTO	ID	.3		1	1			.1				
AA-9991115	.00000	ILLINOIS COMM AUTO	IL	1,913		4,032	4,032			936				
AA-9991117	.00000	INDIANA COMMERCIAL AUTO	IN	72		286	286			22				
AA-9991414	.00000	INDIANA WORKERS COMP	IN	2,351	23,161	1,949	25,109		19,188	722				
23-1884377	.30864	INSURANCE PLACEMENT FAC.	PA	49	141	5	146		265	11				
AA-9991118	.00000	IOWA COMMERCIAL AUTO	IA	119		567	567			35				
42-0941910	.15775	IOWA FAIR PLAN ASSN	IA		(24)		(24)		1					
AA-9991119	.00000	KANSAS COMMERCIAL AUTO	KS	127		232	232			59				
AA-9991209	.00000	KANSAS FAIR PLAN	KS	14	6	6	6		30	7				
AA-9991120	.00000	KENTUCKY COMM AUTO	KY	10		8	8			5				
AA-9991210	.00000	KENTUCKY FAIR PLAN	KY	54	1,233	6	1,238		1,442	27				
AA-9991121	.00000	LOUISIANA COMM AUTO	LA	16		135	135			7				
AA-9991122	.00000	MAINE COMMERCIAL AUTO	ME	12		5	5			4				
AA-9991212	.00000	MARYLAND FAIR PLAN	MD	4	23	21	44		15	2				
AA-9991125	.00000	MINNESOTA COMM AUTO	MN	70		98	98			20				
AA-9991127	.00000	MISSISSIPPI COMM AUTO	MS											
AA-9990014	.00000	MISSOURI COMMERCIAL AUTO INS PROC	MO	52		268	268			17				
AA-9991217	.00000	MISSOURI FAIR PLAN	MO	12	6	29	35		11	7				
AA-9991129	.00000	MONTANA COMMERCIAL AUTO	MT											
AA-9992118	.00000	NATIONAL WORKERS COMP POOL	NY	21,510	3,753	76,708	80,462		5,999	6,355				
AA-9991130	.00000	NEBRASKA COMM AUTO	NE	10		41	41			4				
AA-9991131	.00000	NEVADA COMMERCIAL AUTO	NV	21		76	76			10				
AA-9991133	.00000	NEW HAMPSHIRE COMM AUTO	NH	37		35	35			14				
AA-9991134	.00000	NEW JERSEY COMM AUTO	NJ	1,666		4,157	4,157		2,136	532				
AA-9991218	.00000	NEW JERSEY FAIR PLAN	NJ	99	517	11	528		492	50				
AA-9991136	.00000	NEW MEXICO COMM AUTO	NM	25		6	6			16				
AA-9991139	.00000	NORTH CAROLINA REINS. FAC	NC	1,588	13,478	1,209	14,687		16,554	1,014				
AA-9991140	.00000	NORTH DAKOTA COMM AUTO	ND											
AA-9991141	.00000	OHIO COMMERCIAL AUTO	OH	746		1,524	1,524			363				
AA-9991222	.00000	OHIO FAIR PLAN	OH	170	1,740	23	1,763		1,857	71				
AA-9991142	.00000	OKLAHOMA COMM AUTO	OK	10		6	6			5				
AA-9991143	.00000	OREGON COMMERCIAL AUTO	OR	1										
AA-9991144	.00000	PENNSYLVANIA COMM AUTO	PA	112		176	176			31				
AA-9991146	.00000	RHODE ISLAND COMM AUTO	RI	120		211	211			50				
AA-9991225	.00000	RHODE ISLAND FAIR PLAN	RI	366	1,797	139	1,936		2,440	218				
AA-9991305	.00000	SOUTH CAROLINA BEACH PLAN	SC	52		(1)	(1)		54	68				
AA-9991147	.00000	SOUTH CAROLINA COMM AUTO	SC	1						1				

ANNUAL STATEMENT FOR THE YEAR 2023 OF THE ZURICH AMERICAN INSURANCE COMPANY

SCHEDULE F - PART 1

Assumed Reinsurance as of December 31, Current Year (\$000 Omitted)

1 ID Number	2 NAIC Company Code	3 Name of Reinsured	4 Domiciliary Jurisdiction	5 Assumed Premium	Reinsurance On		8 Cols. 6 + 7	9 Contingent Commissions Payable	10 Assumed Premiums Receivable	11 Unearned Premium	12 Funds Held By or Deposited With Reinsured Companies	13 Letters of Credit Posted	14 Amount of Assets Pledged or Compensating Balances to Secure Letters of Credit	15 Amount of Assets Pledged or Collateral Held in Trust
					6 Paid Losses and Loss Adjustment Expenses	7 Known Case Losses and LAE								
AA-9991149	.00000	SOUTH DAKOTA COMM AUTO	SD	3						2				
AA-9991150	.00000	TENNESSEE COMM AUTO	TN	2		9	9			1				
AA-9991151	.00000	UTAH COMMERCIAL AUTO	UT	6		17	17			2				
AA-9991152	.00000	VERMONT COMMERCIAL AUTO	VT	11		2	2			3				
AA-9991153	.00000	VIRGINIA COMM AUTO	VA	128		137	137			54				
AA-9991154	.00000	WASHINGTON COMM AUTO	WA	27		38	38			7				
AA-9991227	.00000	WASHINGTON FAIR PLAN	WA	4	8		8		9	3				
AA-9991156	.00000	WEST VIRGINIA COMM AUTO	WV	57		108	108			27				
AA-9991228	.00000	WEST VIRGINIA FAIR PLAN	WV	2	5		6		11	1				
AA-9991158	.00000	WYOMING COMMERCIAL AUTO	WY			7	7							
1099999		Total Pools, Associations or Other Similar Facilities - Mandatory Pools		39,609	47,576	98,318	145,894		56,778	14,735				
AA-9995010	.00000	AMERICAN NUCLEAR LIABILITY	CT	(31)		2	2		(31)	(280)				
AA-9995011	.00000	AMERICAN NUCLEAR PROPERTY	CT											
AA-9995022	.00000	EXCESS & CASUALTY REINS	NY		55	4,309	4,364							
AA-9995026	.00000	GUY CARPENTER MANAGEMENT	NY			128	128							
AA-9995087	.00000	RAILROAD INS. U/W	NY			1	1							
AA-9995043	.00000	U.S. AIRCRAFT INS. GROUP	NY	20	(122)	3,266	3,143							
1199999		Total Pools, Associations or Other Similar Facilities - Voluntary Pools		(11)	(68)	7,706	7,638		(31)	(280)				
1299999		Total - Pools and Associations		39,598	47,508	106,024	153,532		56,747	14,476				
AA-4660010	.00000	ABU DHABI NAT'L INS.	ARE	(3)					(2)	(1)				
AA-1780022	.00000	ACADIA INTL INS LTD	IRL	616		79	79		8	168				
AA-3194217	.00000	ACE INS OVERSEAS INS CO LTD	BMJ						62					
AA-1600000	.00000	ACTIVA ASSURANCES SA	CMR											
AA-5640020	.00000	ADAMJEE INS CO LTD	PAK	2		34	34		1					
AA-3774105	.00000	ADVOCATE INS SPC	CYM			5,973	5,973							
AA-1370047	.00000	AIG EUROPE SA	LUX	3,529		1,900	1,900		3,444	2,054				
AA-4660015	.00000	AL AIN AHLIA INS. CO.	ARE	7	1		1		4					
AA-4690035	.00000	ALLIANZ EGYPT INS CO S.A.E.	EGY		(12)		(12)		4					
AA-1560144	.00000	ALLIANZ GLOBAL RISKS US INS CAN	CAN			138	138							
AA-2481003	.00000	AMAZONA DE SEGUROS	ECU											
AA-4460006	.00000	AROEPE INS S A L	LBN											
AA-3771003	.00000	ASCENSION HEALTH INS LTD	CYM			6	6							
AA-2531002	.00000	ASEGURANDORA POPULAR S.A.	SLV											
AA-4339999	.00000	ASIA INS CO	IRQ											
AA-9684101	.00000	ASIGURAREA ROMANEASCA ASIROM	ROU											
AA-2830001	.00000	ASSA CO DE SEGUROS SA	PAN	702	12	1	13		(27)	25				
AA-1930048	.00000	ASSOC MARINE INS AGENT	AUS						26					
AA-3664100	.00000	ASSURIA SCHADENVEZEKERING	SUR											
AA-7440025	.00000	ASTREE CIE D'ASSURANCES &	TUN						(1)					
AA-4230005	.00000	ATLANTIC INS CO PUBLIC LTD	CYP	(1)										
AA-1810002	.00000	ATLAS INS PCC LTD	MLT											
AA-1939999	.00000	AUSTRALIA & NEW ZEALAND BANKING GRP	AUS						(319)					
AA-1120660	.00000	AVIVA INS LTD	GBR											
AA-0190000	.00000	B. I. C. B. LTD	BWA						43					
AA-5780015	.00000	BANGKOK INSURANCE PLC	THA						1					
AA-3779990	.00000	BANNER IND LTD	CYM											
AA-7140002	.00000	BAO MINH INS CORP	YMM	2					(13)					
AA-3191201	.00000	BF&M GEN INS CO LTD	BMJ											
AA-6640002	.00000	BRITAM GEN INS CO (KENYA) LTD	KEN	(69)					44					
AA-1990925	.00000	BRYTE INS CO LTD	ZAF	31	9	40	49		71	8				
AA-9469999	.00000	BTA INS CO	LTU											
AA-9399999	.00000	BTA KINDLUSTRUS	EST											
AA-9180060	.00000	BULGARIA FOREN INS. & REIN	BGR											
AA-3771002	.00000	C.M.M.C. INS. CO	CYM			4	4							

ANNUAL STATEMENT FOR THE YEAR 2023 OF THE ZURICH AMERICAN INSURANCE COMPANY

SCHEDULE F - PART 1

Assumed Reinsurance as of December 31, Current Year (\$000 Omitted)

1 ID Number	2 NAIC Company Code	3 Name of Reinsured	4 Domiciliary Jurisdiction	5 Assumed Premium	Reinsurance On		8 Cols. 6 + 7	9 Contingent Commissions Payable	10 Assumed Premiums Receivable	11 Unearned Premium	12 Funds Held By or Deposited With Reinsured Companies	13 Letters of Credit Posted	14 Amount of Assets Pledged or Compensating Balances to Secure Letters of Credit	15 Amount of Assets Pledged or Collateral Held in Trust
					6 Paid Losses and Loss Adjustment Expenses	7 Known Case Losses and LAE								
AA-3770302	.00000	CAPITAL REGION INS CO	CYM.			3	3							
AA-3770400	.00000	CENTRAL INS CO LTD	CYM.			3	3							
AA-3160145	.00000	CG UNITED INS LTD	BRB.	125						62				
AA-9240125	.00000	CHINA PACIFIC INS CO	CHN.											
AA-3190002	.00000	CHUBB BERMUDA INS LTD	BMU.	31		456	456							
AA-1120810	.00000	CHUBB EUROPEAN GROUP SE	GBR.	1,164		256	256		866	648				
AA-2431000	.00000	CIA NACIONAL DE SEGUROS C	DOM.											
AA-2330005	.00000	CIGNA SEGUROS DE COLUMBIA	COL.		1		1							
AA-3770246	.00000	CLIFTON CAS INS CO LTD	CYM.			8	8							
AA-3770241	.00000	COLLIERS PROF LIAB INS CO	CYM.			2	2							
AA-2431002	.00000	COLONIAL SA COMPANIA SEGUROS	DOM.		133	3	136		15	(2)				
AA-3199995	.00000	COMMERCIAL PROFESSIONAL INS CO LTD	BMU.			22,052	22,052							
AA-7444102	.00000	COMPAGNIE D ASSUR ET REASSUR TUNISO	TUN.											
AA-9509999	.00000	COMPAGNIE D ASSURANCE D HAITI SA	HTI.	6						52				
AA-2184101	.00000	COMPANIA DE SEGUROS Y REASEGUROS	BOL.						(12)					
AA-2830000	.00000	COMPANIA INT'L DE SEGUROS SA	PAN.		42		42		64					
AA-9694101	.00000	CROATIA LLOYD	HRV.											
AA-3774183	.00000	CYMI INS LTD	CYM.			2	2							
AA-4690100	.00000	DELTA INS. CO.	EGY.			1	1		6	3				
AA-1939998	.00000	DEUTSCHE BANK AG	AUS.						(160)					
AA-0110000	.00000	DIAMOND FIRE & GEN INS	GUY.											
AA-3770285	.00000	DIGNITY HEALTH INS LTD	CYM.			41	41							
AA-4660180	.00000	DUBAI INS. CO. (S.A.K)	ARE.	(33)	(1)		(1)		(35)	(1)				
AA-1881000	.00000	DUNAV INS. CO.	SRB.											
AA-1129991	.00000	EBURY GATE LTD	GBR.	19										
AA-3770247	.00000	EHSC CAYMAN SEG PORTFOLIO	CYM.			9,020	9,020							
AA-0170000	.00000	ENNIA CARIBE SCHADE NV	CUW.						(11)					
AA-5480035	.00000	ETIQA INSURANCE BERHAD	MYS.			3	3							
AA-3770324	.00000	EXCEL INS. CO. LTD.	CYM.			1	1							
AA-3130013	.00000	FAMILY GUARDIAN INS CO LTD	BHS.											
AA-9999990	.00000	FEDERAL PACIFIC INS	TON.	82					80	74				
AA-2734101	.00000	FIANZAS Y CAUCIONES ATLAS SA	MEX.	(10)										
AA-3770168	.00000	FIRST INITIATIVES INS LTD	CYM.			1	1		83					
AA-3779992	.00000	FSC INS LTD	CYM.	575		4,341	4,341		1	190				
AA-0100000	.00000	GA ANGOLA SEGUROS SA	AGO.	(3)										
AA-3190219	.00000	GENERAL INT'L LTD	BMU.	4,073					10	668				
AA-9640002	.00000	GENERALI GROUP	POL.											
AA-0099999	.00000	GENERALI GROUP	HUN.			7	7							
AA-7034100	.00000	GENERALI POISTOVNA	SVK.		1	8	9							
AA-9350003	.00000	GENERALI POJISTOVNA AS	CZE.	(13)	1	814	815		13	(1)				
AA-3770289	.00000	GLP INSURANCE CO.	CYM.			8,348	8,348							
AA-3190371	.00000	GRANDCOR LTD	BMU.			3	3							
AA-8800000	.00000	GREEN DELTA INSURANCE CO	BGD.											
AA-3770245	.00000	GREENSPRING FINCL INS LTD	CYM.			2	2							
AA-2730056	.00000	GRUPO MEXICANO DE SEGUROS SA DE CV	MEX.						25					
AA-3691001	.00000	GUARDIAN GEN INS LTD	TTO.						36					
AA-3431285	.00000	GUARDIAN GENERAL INS JAMAICA LTD	JAM.	(55)	26	51	77		(40)	(1)				
AA-4360377	.00000	HAREL INS CO LTD	ISR.	33	134	591	725		55	48				
AA-1340106	.00000	HDI GLOBAL SE	DEU.	849					26	353				
AA-3774192	.00000	HEALTH ALLIANCE ASSUR CO.	CYM.											
AA-3770196	.00000	HEALTH SYSTEMS INS LTD	CYM.	2,771					157	(110)				
AA-5280035	.00000	HOTAI INSURANCE CO LTD	TWN.	189	(6)	4	(2)			8				
AA-5420015	.00000	HYUNDAI MARINE & FIRE INS	KOR.		20	269	289		7	5				
AA-9464100	.00000	IF DRAUDIMAS	LTU.											

ANNUAL STATEMENT FOR THE YEAR 2023 OF THE ZURICH AMERICAN INSURANCE COMPANY

SCHEDULE F - PART 1

Assumed Reinsurance as of December 31, Current Year (\$000 Omitted)

1 ID Number	2 NAIC Company Code	3 Name of Reinsured	4 Domiciliary Jurisdiction	5 Assumed Premium	Reinsurance On		8 Cols. 6 + 7	9 Contingent Commissions Payable	10 Assumed Premiums Receivable	11 Unearned Premium	12 Funds Held By or Deposited With Reinsured Companies	13 Letters of Credit Posted	14 Amount of Assets Pledged or Compensating Balances to Secure Letters of Credit	15 Amount of Assets Pledged or Collateral Held in Trust
					6 Paid Losses and Loss Adjustment Expenses	7 Known Case Losses and LAE								
AA-9410001	.00000	IF P&C INS AS	LVA											
AA-1120052	.00000	INRESKA LIMITED	GBR	120					(16)	20				
AA-3160031	.00000	INS. CORP. OF BARBADOS	BRB											
AA-8880003	.00000	INS. CORP. OF SRI LANKA	LKA											
AA-2381000	.00000	INSTITUTO NACIONAL DE SEGUROS	CRI						2	(1)				
AA-3194152	.00000	INTL INDEMNITY LTD	BMJ	638						265				
AA-2230425	.00000	IRB BRASIL RESSEGUROS SA	BRA		3	23	26							
AA-3190769	.00000	JAMES DOUGLAS INS. CO.	BMJ	1,725						853				
AA-5180006	.00000	JORDAN INS CO PLC	JOR											
AA-9160003	.00000	JSC IC KAZKOMERTS-POLICY	KAZ											
AA-9169000	.00000	JT STK INDEPENDENT INS-NA	KAZ		2		2							
AA-3191345	.00000	JUNO ASSURANCE LTD	BMJ			17	17							
AA-4430535	.00000	KUWAIT INS. CO.	KWT							(3)				
AA-9179999	.00000	KYRGYZINSTRAKH INS CO LTD	KGZ											
AA-3199992	.00000	L&F INDEMNITY LTD	BMJ							46				
AA-3771004	.00000	L. GILBRAITH INS. SPC LTD	CYM			2	2							
AA-2181000	.00000	LA BOLIVIANA CIACRUZ S.A.	BOL			8	8			4				
AA-2939001	.00000	LA COLMENA COMPANIA	PER	(285)	41		42			84				
AA-1240097	.00000	LA GARANTIE NATIONALE S.A	MAR		2		2			(3)				
AA-2930007	.00000	LA POSITIVA SEGUROS	PER	110						143	92			
AA-1749000	.00000	LA SUISSE HELVETIAN	GRC	(1)	15	125	140			8				
AA-3770202	.00000	LEAVEN INS. CO. LTD.	CYM			70	70			(60)				
AA-3774181	.00000	LEGACY HEALTH SYSTEM INS CO	CYM			2	2							
AA-4470000	.00000	MACAU INS CO LTD	MAC											
AA-3199996	.00000	MACQUARIE INFRASTRUCTURE RE CO LTD	BMJ			96	96							
AA-4360615	.00000	MENORAH MIVTACHIM INS LTD	ISR							32				
AA-3774166	.00000	MERCY HEALTH INS CO (SPC) LTD	CYM			7,216	7,216							
AA-9999998	.00000	MONGOL DAATGAL	MNG							(1)				
AA-3770368	.00000	MONOCACY INS LTD	CYM			2	2							
AA-4490002	.00000	MUSCAT INS CO SAOC	OMN	3						5	1			
AA-3610541	.00000	NATIONAL CARIBBEAN INS CO LTD	KNA	3		7	7							
AA-4569001	.00000	NATIONAL INS. CO.	SAU	32	12		12			23				
AA-9999999	.00000	NATIONALE D'ASSURANCE ET DE REAS	MRT											
AA-3774182	.00000	NORTHSHORE UNIVERSITY HEALTHSYSTEM	CYM			10,081	10,081							
AA-3190356	.00000	OLD MAIN ASSURANCE	BMJ	673						29	360			
AA-4490725	.00000	OMAN NATIONAL INS. CO.	OMN											
AA-9680005	.00000	OMNIASIG VIENNA INS GROUP S.A.	ROU		2		2							
AA-2930010	.00000	PACIFICO COMPANIA DE SEGUROS Y RE	PER	727						53	15			
AA-5780010	.00000	PAILAK CO LTD.	THA	131		5	7			25	73			
AA-9240100	.00000	PEOPLES INS. CO. OF CHINA	CHN			76	76							
AA-9240027	.00000	PING AN P&C CO OF CHINA LTD	CHN											
AA-4230002	.00000	PROGRESSIVE INS. CO.	CYP							2				
AA-4530810	.00000	QATAR INS. CO.	QAT							(2)	2			
AA-3774145	.00000	QUALITY ALLIANCE ASSUR CO	CYM			9	9							
AA-2884107	.00000	REAL PARAGUAYA DE SEGUROS SA	PRY											
AA-3691000	.00000	REINS. CO. TRINIDAD/TOBAGO	TTO	4	19		19			27				
AA-8800001	.00000	RELIANCE INS LTD	BGD	1										
AA-3190720	.00000	RHS MEDINSUR LTD	BMJ											
AA-3190493	.00000	RIDGEWAY INS. CO. LTD.	BMJ	4,250						(264)	3,182			
AA-3779993	.00000	RISK ASSUR OF ST PETERS UNIV HOSP	CYM			1	1							
AA-3194192	.00000	ROCKFORD HEALTH INS LTD	BMJ			1	1							
AA-1121275	.00000	ROYAL & SUN ALLIANCE INS	GBR											
AA-3130010	.00000	ROYALSTAR ASSURANCE LTD	BHS	(20)	5		5			(40)	1			
AA-3774149	.00000	RPSLMC INS. CO. LTD.	CYM			10,003	10,003							

ANNUAL STATEMENT FOR THE YEAR 2023 OF THE ZURICH AMERICAN INSURANCE COMPANY

SCHEDULE F - PART 1

Assumed Reinsurance as of December 31, Current Year (\$000 Omitted)

1 ID Number	2 NAIC Company Code	3 Name of Reinsured	4 Domiciliary Jurisdiction	5 Assumed Premium	Reinsurance On		8 Cols. 6 + 7	9 Contingent Commissions Payable	10 Assumed Premiums Receivable	11 Unearned Premium	12 Funds Held By or Deposited With Reinsured Companies	13 Letters of Credit Posted	14 Amount of Assets Pledged or Compensating Balances to Secure Letters of Credit	15 Amount of Assets Pledged or Collateral Held in Trust
					6 Paid Losses and Loss Adjustment Expenses	7 Known Case Losses and LAE								
AA-6299999	.00000	SAHAM ASSURANCE	MLI			2	2							
AA-6129999	.00000	SALAMA ASSURANCE ALGERIE SPA	DZA						1					
AA-3770406	.00000	SEASIDE INDEMNITY ALLIANCE CO	CYM											
AA-2680000	.00000	SEGUROS ATLANTIDA, SA	HND	(5)										
AA-2334102	.00000	SEGUROS COMERCIALES BOLIVAR SA	COL		1		1		(8)					
AA-2480010	.00000	SEGUROS EQUINOCCIAL S.A.	ECU											
AA-2850010	.00000	SEGUROS G&T	GTM	8	(5)		(5)		17					
AA-2681001	.00000	SEGUROS MAPFRE HONDURA SA	HND						2					
AA-2990865	.00000	SEGUROS SUD AMERICA S.A.	VEN											
AA-2439999	.00000	SEGUROS SURA	DOM											
AA-3191206	.00000	SEVEN OAKS INS LTD	BMJ						17					
AA-0120003	.00000	SIG INSURANCE CO LTD	GHA						(58)					
AA-3770365	.00000	SIH CAYMAN SPC GROUP LTD	CYM			3	3							
AA-3199990	.00000	SOL INTERNATIONAL LTD C/O SRS	BMJ		1				96					
AA-3190942	.00000	STARR INS & REINS LTD	BMJ		389				360	291				
AA-1460146	.00000	SWISS REINS CO LTD	CHE	3,081		4,102	4,102		1,690	1,437				
AA-4560100	.00000	TAWUNIYA	SAU											
AA-3160064	.00000	TD REINSURANCE	BRB											
AA-3779997	.00000	THR INS CO LTD	CYM			1	1							
AA-3190155	.00000	TRANSCON INS. LTD.	BMJ		2,235				921	1,014				
AA-9610001	.00000	TRIGLAV INS. CO	SVN											
AA-3690003	.00000	TRINIDAD & TOBAGO INS LTD	TTO						1	4				
AA-3770514	.00000	TRULEN INS SPC LTD	CYM			12,356	12,356							
AA-6120001	.00000	TRUST ALGERIA ASSUR & REASSUR	DZA											
AA-9689999	.00000	UNIQA ASIGURARI SA	ROU											
AA-9999997	.00000	UNITED INS CO	LBV											
66-0515824	.00000	UPINSCO, INC	YGB		1,881					720				
AA-3770261	.00000	UPPER CHESAPEAKE INS CO	CYM			6,016	6,016							
AA-3169997	.00000	VBH INS CO LTD	BRB			3	3							
AA-3774164	.00000	VENZKE INS. CO. LTD.	CYM			1	1							
AA-1420147	.00000	VESTA REINS. A/S	NOR											
AA-1780111	.00000	VITAL BLUE INS DAC	IRL		191				72	63				
AA-6869999	.00000	WAFIA ASSURANCE SA	MAR						(5)					
AA-4560006	.00000	WALAA COOPERATIVE INS CO	SAU		341	11	11		376	330				
AA-4564100	.00000	WALAA COOPERATIVE INS CO	SAU		9	11	11		14	3				
AA-3779996	.00000	WELLFORCE INDEMNITY CO LTD	CYM		66					(4)				
AA-3770393	.00000	WESTERN CT HEALTHCARE INS CO LTD	CYM			3,185	3,185							
AA-3770253	.00000	WESTERN RESERVE ASSUR CO LTD	CYM			1	1							
AA-1889998	.00000	WIENER RE A.D.O. BEOGRAD	SRB											
AA-1889999	.00000	WIENER STADTISCHE OIGURANJE	SRB											
AA-3191120	.00000	WTC INS CORP LTD	BMJ		1,055					173				
AA-3191315	.00000	XL BERMUDA LTD	BMJ		2,677	1,302	1,302		(486)	931				
AA-1780123	.00000	XL INS CO SE	IRL		585				293	325				
AA-1329998	.00000	YEMEN GENERAL INS CO	FRA											
AA-9220001	.00000	ZETTA INS CO LTD	RUS			38	7		119	11				
AA-4660009	.00000	ZURICH INS MID EAST SAL DUBAI	ARE											
1399999		Total Other Non-U.S. Insurers		35,261	588	109,116	109,704		8,099	14,358				
9999999		Totals		7,264,315	2,230,947	4,151,289	6,382,236		3,227,756	2,438,225	1,267			83,303

SCHEDULE F - PART 2

Premium Portfolio Reinsurance Effected or (Canceled) during Current Year

1 ID Number	2 NAIC Com- pany Code	3 Name of Company	4 Date of Contract	5 Original Premium	6 Reinsurance Premium
NONE					

ANNUAL STATEMENT FOR THE YEAR 2023 OF THE ZURICH AMERICAN INSURANCE COMPANY

SCHEDULE F - PART 3

Ceded Reinsurance as of December 31, Current Year (\$000 Omitted)

1 ID Number	2 NAIC Com- pany Code	3 Name of Reinsurer	4 Domiciliary Jurisdiction	5 Special Code	6 Reinsurance Premiums Ceded	Reinsurance Recoverable On										16 Amount in Dispute included in Column 15	Reinsurance Payable		19 Net Amount Recoverable From Reinsurers Cols. 15 - [17 + 18]	20 Funds Held by Company Under Reinsurance Treaties	
						7 Paid Losses	8 Paid LAE	9 Known Case Loss Reserves	10 Known Case LAE Reserves	11 IBNR Loss Reserves	12 IBNR LAE Reserves	13 Unearned Premiums	14 Contingent Commis- sions	15 Columns 7 through 14 Totals	17 Ceded Balances Payable		18 Other Amounts Due to Reinsurers				
36-6071400	26247	AMERICAN GUARANTY & LIABILITY INSURANCE COMPANY	NY			47,629										47,629		61,987		(14,358)	3,219
36-3141762	40142	AMERICAN ZURICH INSURANCE COMPANY	IL			30,396										30,396		133,489		(103,093)	5,492
52-1096670	34347	COLONIAL AMERICAN CASUALTY & SURETY	IL			(1)										(1)		122		(123)	
36-4233459	16535	EFFECTS OF INTERCOMPANY POOLING (FOOTNOTE #26)	NY																		
47-6022701	21326	EMPIRE FIRE & MARINE INSURANCE	IL			6,196										6,196		24,019		(17,824)	2,046
73-6091717	21334	EMPIRE INDEMNITY INSURANCE COMPANY	OK			1										1				1	276
13-3046577	39306	FIDELITY & DEPOSIT COMPANY OF MARYLAND	IL			2,419										2,419		15,131		(12,712)	9
41-1375004	39039	RURAL COMMUNITY INSURANCE COMOANY	MN																		
52-0981481	26387	STEADFAST INSURANCE COMPANY	IL			24,019										24,019		55,031		(31,012)	6,200
43-1249228	41181	UNIVERSAL UNDERWRITERS INSURANCE COMPANY	IL			19,084										19,084		33,609		(14,525)	
36-3139101	40843	UNIVERSAL UNDERWRITERS OF TEXAS	IL															796		(796)	
36-4233459	16535	ZURICH AMERICAN INSURANCE COMPANY	NY																		3,081
36-2781080	27855	ZURICH AMERICAN INSURANCE COMPANY OF ILLINOIS	IL			2,909										2,909		6,732		(3,824)	2,254
0199999		Total Authorized - Affiliates - U.S. Intercompany Pooling				132,650										132,650		330,916		(198,265)	22,576
36-6071400	26247	AMERICAN GUARANTY & LIABILITY INSURANCE COMPANY	NY			4,886										4,886				4,886	
13-3046577	39306	FIDELITY & DEPOSIT COMPANY OF MARYLAND	IL							1						1				1	
52-0981481	26387	STEADFAST INSURANCE COMPANY	IL			(37)										(37)				(37)	
95-2575892	21709	TRUCK INSURANCE EXCHANGE	CA			834	147	20,265	827	21,873	15,716					59,663	(39)			59,702	
43-1249228	41181	UNIVERSAL UNDERWRITERS INSURANCE COMPANY	IL							(2)	(1)					(2)				(2)	
36-4233459	16535	ZURICH AMERICAN INSURANCE COMPANY	NY			72												57		(57)	
0399999		Total Authorized - Affiliates - U.S. Non-Pool - Other				72	147	20,265	827	21,873	15,715					64,510	18			64,492	
0499999		Total Authorized - Affiliates - U.S. Non-Pool				72	147	20,265	827	21,873	15,715					64,510	18			64,492	
0799999		Total Authorized - Affiliates - Other (Non-U.S.)																			
0899999		Total Authorized - Affiliates				72	138,334	147	20,265	827	21,873	15,715				197,161		330,934		(133,773)	22,576
95-2371728	22667	ACE AMERICAN INS CO	PA			3,121															
06-0237820	20699	ACE PROPERTY AND CASUALTY	PA			(7)										(7)					
75-1940467	19984	ACIG INS CO	IL			1,550	27	2,139	461	2,225	905					7,307				7,307	
36-6033855	22837	AGCS MARINE INS CO	IL							1						1				(6)	
02-0309086	26883	ATG SPECIALTY INS CO	IL																		
95-3187355	35300	ALLIANZ GLOBAL RISKS US INS CO	IL		993	92	35	1,415	93	373	42	397				2,446		8,077		(5,631)	
94-6078058	21911	ALLIANZ REINS AMERICA INC	CA																		
95-4387273	19489	ALLIED WORLD ASSUR CO US INC	DE																		
06-1182357	22730	ALLIED WORLD INS CO	NH		12,120	1,817	67	6,147	153	3,625	454	461				12,723		301		12,422	
36-0719665	19232	ALLSTATE INS. CO.	IL							158	186					344				344	
36-2661954	10103	AMERICAN AGRICULTURAL INS CO	IN			330				1						30		17		12	
52-2048110	19720	AMERICAN ALTERNATIVE INS	DE																		
59-0593886	10111	AMERICAN BANKERS INS. CO.	FL			(16)				4						(9)				(9)	
13-5124990	19380	AMERICAN HOME ASSUR CO.	NY			84				4						12		(84)		96	
35-0145400	19704	AMERICAN STATES INS.	IN																		
35-0145825	60895	AMERICAN UNITED LIFE INS.	IN					322	10	565	268					1,165				1,165	
38-0829210	23396	AMERISURE MUTUAL INS.	MI																		
43-0990710	11150	ARCH INS. CO.	MO			53	4			1						6		(46)		52	
06-1430254	10348	ARCH REINS. CO.	DE			18,058	47	7,037	262	4,123	727	4,388				16,585		105		16,480	
94-1390273	19801	ARGONAUT INS. CO.	IL																		
13-5358230	24678	ARROWOOD IND CO	DE																		
84-0583213	23752	ASCOT INS CO	CO			104												(89)		89	

ANNUAL STATEMENT FOR THE YEAR 2023 OF THE ZURICH AMERICAN INSURANCE COMPANY

SCHEDULE F - PART 3

Ceded Reinsurance as of December 31, Current Year (\$000 Omitted)

1 ID Number	2 NAIC Company Code	3 Name of Reinsurer	4 Domiciliary Jurisdiction	5 Special Code	6 Reinsurance Premiums Ceded	Reinsurance Recoverable On									16 Amount in Dispute included in Column 15	Reinsurance Payable		19 Net Amount Recoverable From Reinsurers Cols. 15 - [17 + 18]	20 Funds Held by Company Under Reinsurance Treaties	
						7 Paid Losses	8 Paid LAE	9 Known Case Loss Reserves	10 Known Case LAE Reserves	11 IBNR Loss Reserves	12 IBNR LAE Reserves	13 Unearned Premiums	14 Contingent Commis- sions	15 Columns 7 through 14 Totals		17 Ceded Balances Payable	18 Other Amounts Due to Reinsurers			
75-2344200	43460	ASPEN AMER INS CO	TX		12,163	74	29	383	76	9,051	1,659	3,665		14,937		1,410		13,527		
13-4934590	19895	ATLANTIC MUTUAL INS	NY																	
39-1338397	37273	AXIS INS CO	IL		607	2				407	22	(1)		430				430		
51-0434766	20370	AXIS REINS CO	NY		34,187	1,651	2,851	36,145	3,945	58,161	14,044	8,220		125,018		6,524		118,494		
23-1502700	21970	BEDIVERE INS CO	PA			53	8			11	13			85				85		
47-0574325	32603	BERKLEY INS CO	DE		13,429	1,630	239	13,567	1,586	21,428	6,424	5,210		50,084		1,663		48,421		
43-1432586	29580	BERKLEY REGIONAL INS CO	IA							3	1			4				4		
51-0400307	10391	BERKSHIRE HATHAWAY DIRECT INS CO	NE																	
63-0202590	22276	BERKSHIRE HATHAWAY SPECIALTY INS CO	NE		1,647					110	13	347		469		(74)		543		
23-1620930	12319	BONDSMAN INSURANCE CO.	PA																	
13-1701424	10650	CA COMP CAS CO	CA																	
23-2044256	76694	CANADA LIFE REINS CO	PA																	
39-0971527	10472	CAPITOL INDEMNITY CORP.	WI																	
13-3531373	10006	CERITY INSURANCE COMPANY	NY		9	102	(2)	835	42	179	98			1,254		193		1,061		
52-0266645	20532	CLARENDON NATL	TX			91	33	2,195	367	3,494	772			6,953				6,953	4,103	
98-0033230	33421	CODAN INS CO	NY																	
36-2994662	36552	COLISEUM RE CO	DE			1		28		21	3			52		1		51		
06-0303370	62308	CONNECTICUT GENERAL LIFE	CT							15	3			18				18		
36-2114545	20443	CONTINENTAL CASUALTY INS	IL		1,247	304	6	1,304	21	90	24	164		1,913		(462)		2,375		
31-1191023	28258	CONTINENTAL IND CO	NM		12,149	1,155		312		1,929	207	(862)		2,741		4,071		(1,329)		
13-5010440	35289	CONTINENTAL INS CO	PA		211					26	3	60		90		211		(121)		
91-6027360	25747	DAIRYLAND AMERICAN INS CO	WI																	
61-0654823	10987	DELTA AMERICA REINS.	KY																	
13-2725603	28541	DOMINION INS. CO.	NY																	
38-2145898	33499	DORTNCO REINS CO	MI																	
39-0264050	21458	EMPLOYERS INS OF WA	WI			15	11	33	49	138	161			407		(40)		446		
42-0234980	21415	EMPLOYERS MUTUAL CASUALTY	IA		(163)	3		6						8		(37)		46		
03-0350908	10641	ENDURANCE AMER INS CO	DE		(2)															
35-2293075	11551	ENDURANCE ASSURANCE CORP	DE		41,948	9,198	1,766	44,605	2,613	55,693	13,935	13,899		141,709		4,656		137,054		
25-6038677	26271	ERIE INS EXCHANGE	PA																	
36-2950161	35378	EVANSTON INS CO	IL		1,762	76	6	1,128	57	501	56	477		2,301		313		1,988		
22-2660372	10120	EVEREST NATIONAL INS CO	DE		(26)					21	2	52		75		620		(544)		
22-2005057	26921	EVEREST REINS CO	DE		74,162	11,215	1,342	68,861	6,300	106,836	28,734	26,817		250,105		8,467		241,638		
23-2153760	39675	EXCALIBUR RE CORP	PA		3											3		(2)		
05-0316605	21482	FACTORY MUTUAL INS CO	RI		15											15		(15)		
13-3333610	35157	FAIR AMERICAN INS & RE CO	NY																	
13-2915260	34339	FARMERS GROUP P&C INS. CO.	RI					2						2				2		
13-1963496	20281	FEDERAL INS CO	IN		7	17	77	1,267	22	620	360			2,362		143		2,219		
13-2710717	12815	FINANCIAL GUAR INS. CO.	NY			(1)								(1)				(1)		
06-1325038	39136	FINIAL RE CO	CT			(386)		1,696	26	386	5			1,726				1,726		
94-1610280	21873	FIREMAN'S FUND INS	IL							6	3			9				9		
04-1867050	69140	FIRST ALLMERICA FIN LIFE	MA							159	69			228				228		
43-1898350	11054	FLETCHER RE INSURANCE COMPANY	MO		3					45	10			55				55		
13-2673100	22039	GENERAL RE CORP	DE		23,648	1,924	266	12,374	5,832	7,973	1,792	3,994		34,156		534		33,622		
13-2572994	86258	GENERAL RE LIFE CORP	CT							12				12				12		
13-3029255	39322	GENERAL SECURITY NATL INS CO	NY																	
13-1958482	11967	GENERAL STAR NATIONAL INSURANCE CO	DE			23	4							27				27		
13-5617450	11231	GENERALI (US BRANCH)	NY			8			2	327	384			721				721		
13-6107326	11266	GLOBAL REINS CORP	NY																	
13-5009848	21032	GLOBAL REINS CORP OF AMERICA	NY																	

ANNUAL STATEMENT FOR THE YEAR 2023 OF THE ZURICH AMERICAN INSURANCE COMPANY

SCHEDULE F - PART 3

Ceded Reinsurance as of December 31, Current Year (\$000 Omitted)

1 ID Number	2 NAIC Company Code	3 Name of Reinsurer	4 Domiciliary Jurisdiction	5 Special Code	6 Reinsurance Premiums Ceded	Reinsurance Recoverable On									16 Amount in Dispute included in Column 15	Reinsurance Payable		19 Net Amount Recoverable From Reinsurers Cols. 15 - [17 + 18]	20 Funds Held by Company Under Reinsurance Treaties
						7 Paid Losses	8 Paid LAE	9 Known Case Loss Reserves	10 Known Case LAE Reserves	11 IBNR Loss Reserves	12 IBNR LAE Reserves	13 Unearned Premiums	14 Contingent Commis- sions	15 Columns 7 through 14 Totals		17 Ceded Balances Payable	18 Other Amounts Due to Reinsurers		
31-0501234	16691	GREAT AMERICAN INS.	OH		126	156	91	361	315	255	271	36		1,486	40		1,447		
95-1479095	22322	GREENWICH INS. CO.	DE			53	9	11	16	9	10			108			108		
13-5123390	64246	GUARDIAN LIFE INS CO OF AMER	NY							2				2			2		
42-0645088	15032	GUIDEONE MUTUAL INS.	IA		33										214		(214)		
59-2859797	88340	HANNOVER LIFE REASSUR	FL		5,831					4,038		(47)		3,991	(12)		4,003		
13-5129825	22292	HANOVER INS. CO.	NH																
06-0383750	19682	HARTFORD FIRE INS CO	CT		220			212		66	2	58		338	10		328		
06-0384680	11452	HARTFORD STEAM & BOILER	CT		11														
30-0409219	41343	HDI GLOBAL INSURANCE CO	IL		572			900	23	81	9	228		1,241	(9)		1,250		
74-1296673	22489	HIGHLANDS INS CO	TX																
52-1568827	34452	HOMELAND INS CO OF NY	NY		4														
59-1027412	22578	HORACE MANN INS. CO.	IL			(1)	1												
20-8249009	12936	HOUSTON SPECIALTY INS CO	TX		1,285	(1)	(1)	649	30	12	1			690	(168)		859		
52-1739109	10048	HYUNDAI MARINE & FIRE INS	CA																
13-3077651	40223	ICM INSURANCE CO	NY																
06-1016108	43575	IND INS CO OF NORTH AMER	PA		253					30	3	73		106			106		
06-1346380	36940	INDIAN HARBOR INS CO	DE												3		(3)		
13-5339725	18341	INS CORP OF NEW YORK	NY																
23-0723970	22713	INS. CO. OF NORTH AMERICA	PA			25	76							102	102		102		
36-2259886	22829	INTERSTATE FIRE & CASUALTY CO	IL		147	(51)	101	571	222	24	3	(4)		864	(391)		1,256		
41-0121640	23647	IRONSHORE IND INC	IL		138		3		2	11	1	38		55	49		6		
22-2227331	19917	LIBERTY INS U/W INC	IL							(1)				(1)			(1)		
04-1924000	23035	LIBERTY MUT FIRE INS CO	WI		56	(8)	2							(6)	(56)		50		
04-1543470	23043	LIBERTY MUTUAL INS	MA		14,565	10,873	516	26,548	864	36,164	5,162	817		80,944	1,227		79,717		
23-1503749	65498	LIFE INS CO OF N.A.	PA							(1)	(1)			(2)			(2)		
36-1410470	22977	LUMBERMENS MUTUAL CASUALT	IL																
36-3347420	23876	MAPPRE INS CO	NJ																
06-1481194	10829	MARKEL GLOBAL RE CO	DE		7,238	(14)	15	454	65	8,911	1,376	995		11,802	395		11,408		
36-3101262	38970	MARKEL INS CO	IL		2					3	1			4			4		
35-0506406	11843	MEDICAL PROTECTIVE CO	IN																
13-1916653	23493	MIDLAND INS. CO.	NY																
00-0000159	00000	MISC REINSURANCE	IL																
00-0000002	00000	MISC REINSURANCE	NY					(1)	(3)					(4)	(76)		71		
22-3818012	20362	MITSUI SUMITOMO INS CO	NY		660					57	6	715		778	255		524		
38-0855585	22012	MOTORS INS. CORP.	MI			115	(7)	1,333	146	531	256			2,375			2,375		
36-3985972	34886	MSIG SPECIALTY INS USA INC	NY			54	6	1	16					77			77		
13-4924125	10227	MUNICH RE AMERICA	DE		22,550	836	108	2,866	340	5,664	1,115	9,590		20,519	3,121		17,398		
13-1614399	88668	MUTUAL OF AMER LIFE INS CO	NY								1			1			1		
06-0493340	67814	NASSAU LIFE INSURANCE CO	NY							2				2			2		
47-0355979	20087	NAT'L INDEMNITY CO.	NE		21,478	3,436	431	5,618	177	2,559	430	5,278		17,929	41		17,888		
38-0865250	11991	NATIONAL CASUALTY CO	OH			163	87	124	59	124	146			702	3		702		
36-2403971	20052	NATIONAL LIAB & FIRE INS CO	CT		440		34			8	1	24		67	(13)		80		
31-4177100	23787	NATIONWIDE MUT INS CO	OH		27,168	6,176	151	17,355	(14)	4,197	561	(261)		28,165	(51)		28,215		
25-0687550	19445	NATL UNION FIRE INS CO OF PITTS	PA		5,039	46	59	2,408	106	1,368	130	1,612		5,730	869		4,861		
13-3138390	42307	NAVIGATORS INS CO	NY		211					98	3	60		161			161		
06-1053492	41629	NEW ENGLAND REINS CO	CT																
02-0172170	23841	NEW HAMPSHIRE INS. CO.	IL		1,831	408	18	1,053	42	583	66	495		2,663	5,091		(2,428)		
22-2187459	35432	NEW JERSEY REINS. CO.	NJ		4					106	52			158	58		100		
42-0791985	21768	NORTHEASTERN INS OF HART	IA																
41-6009967	24015	NORTHLAND INS. CO.	CT																

ANNUAL STATEMENT FOR THE YEAR 2023 OF THE ZURICH AMERICAN INSURANCE COMPANY

SCHEDULE F - PART 3

Ceded Reinsurance as of December 31, Current Year (\$000 Omitted)

1 ID Number	2 NAIC Company Code	3 Name of Reinsurer	4 Domiciliary Jurisdiction	5 Special Code	6 Reinsurance Premiums Ceded	Reinsurance Recoverable On										16 Amount in Dispute included in Column 15	Reinsurance Payable		19 Net Amount Recoverable From Reinsurers Cols. 15 - [17 + 18]	20 Funds Held by Company Under Reinsurance Treaties
						7 Paid Losses	8 Paid LAE	9 Known Case Loss Reserves	10 Known Case LAE Reserves	11 IBNR Loss Reserves	12 IBNR LAE Reserves	13 Unearned Premiums	14 Contingent Commis- sions	15 Columns 7 through 14 Totals	17 Ceded Balances Payable		18 Other Amounts Due to Reinsurers			
47-0698507	23680	ODYSSEY RE CO	CT		63,365	5,900	206	16,739	893	40,296	7,535	19,803		91,373		6,982		84,392		
25-0410420	24147	OLD REPUBLIC INS. CO.	PA.					60	182	1				243				243		
23-0959220	14974	PA LUMBERMENS MUT INS	PA.			5	3							8				8		
95-1078160	20346	PACIFIC INDEMNITY CO.	WI.							70	33			104				104		
04-1590940	11835	PARTNER RE AMER INS CO	DE.		(47)					1		4		6		6		6		
13-3031176	38636	PARTNER RE CO OF US	NY.		2,396	5,153	1,072	22,994	1,995	27,019	6,213	1,049		65,493		663		64,830		
13-2919779	18333	PEERLESS INDEMNITY INS CO	IL.			(5)			2					(3)				(3)		
23-1642962	12262	PENNSYLVANIA MANUFACTURER	PA.																	
36-3030511	37257	PRAETORIAN INS. CO.	PA.					8		27	2			36				36		
05-0204450	24295	PROVIDENCE WASHINGTON INS	RI.																	
47-0900851	11856	PXC, INC.	NY.		1,049					429	44	1,432		1,906		172		1,734		
23-1641984	10219	QBE RE CORP	PA.		16,764	449	86	2,028	365	12,303	3,014	4,225		22,469		1,493		20,976		
23-1740414	22705	R&Q REINS CO	PA.					60	182					242				242		
23-0580680	24457	RELIAANCE INS. CO.	PA.																	
41-0451140	67105	RELIASTAR LIFE INS CO	MN.			211	(3)	6,205	363	5,932	2,835			15,542				15,542		
30-0703280	15529	RENAISSANCE RE EUROPE AG USB	NY.			257	8	963	15	550	72	4		1,870				1,870		
52-1952955	10357	RENAISSANCE REINS US INC	MD.		34,657	4,694	379	18,227	1,757	60,313	10,375	10,220		105,964		5,361		100,603		
86-0274508	31089	REPIWEST INS CO	AZ.																	
43-1235868	93572	RGA REINS. CO.	MO.		1,862		4	142	13	369	106	299		933		(59)		992		
37-0915434	13056	RLI INS CO	IL.		42				5		1	12		17				17		
16-0366830	22314	RSUI IND CO	NH.		999		3		2					5		(1,106)		1,111		
13-3126819	97071	SCOR GLOBAL LIFE USA RE CO	DE.																	
75-1444207	30058	SCOR REINS CO	NY.		5,666	3,053	850	13,713	1,958	35,167	10,300	2,661		67,702		312		67,390		
39-0333950	24988	SENTRY INSURANCE	WI.			7	(3)	35	50	59	69			217				217		
59-2048400	39152	SERVICE AMERICAN IND CO	OK.											1				1		
13-2997499	38776	SIRIUS AMERICA INS CO	NY.		(110)	45	61	810	91	185	137			1,330	4	7,545		(6,215)		
13-2554270	11126	SOMPO AMERICA INS CO	NY.		122	(55)	(4)	2	1	35	38	8		26	2	91		(65)		
02-0537812	38997	SOMPO AMERICA F&M INS CO	NY.																	
04-1027270	20613	SPARTA INS HOLDINGS	CT.																	
41-0406690	24767	ST PAUL FIRE & MARINE INS	CT.		3	400	9	7,046	273	6,799	3,236			17,764		38		17,726		
13-5679267	69078	STANDARD SEC LIFE INS	NY.																	
75-1670124	38318	STARR IND & LIAB CO.	TX.		1,730	27	43	678	58	291	33	406		1,536		(527)		2,063		
31-4316080	25135	STATE AUTO MUTUAL INS.	OH.																	
37-0533080	25143	STATE FARM FIRE & CAS	IL.																	
14-6013200	36103	STATE INS. FUND DISABILITY BENEFITS	NY.		1,669	25	2	62	13	274	72	725		1,173		167		1,006		
75-1980552	12831	STATE NATIONAL INS CO INC	TX.		(39)									39				(39)		
02-0311919	29874	SWISS RE CORP SOLUTIONS AMERICA INS	MO.							1				2		3		(1)		
13-3440360	29700	SWISS RE CORPORATE SOL ELITE INS CO	MO.		544		2	116	1	43	5	116		283		(41)		324		
06-0839705	82627	SWISS RE LIFE & HEALTH AMER INC	MO.			4	1	378	26	120	60			589				589		
13-1675535	25364	SWISS REINS AMERICAN CORP	NY.		96,936	10,071	3,333	95,854	12,873	174,384	53,394	45,181		395,091		7,805		387,286		
94-1517098	25534	TIG INS. CO.	CA.		15	149	(26)	903	213	105	44			1,388		14		1,375		
13-2918573	42439	TOA-RE INS CO OF AMERICA	DE.		2	58		2	13	11	5			89		35		54		
13-4032666	10945	TOKIO MARINE AMER INS CO	NY.		591	386	6	141	19	155	86	335		1,127		691		436		
31-4423946	10952	TRANSAMERICA CAS INS CO	IA.																	
13-5616275	19453	TRANSATLANTIC RE CO	NY.		48,685	5,252	452	24,632	1,719	66,084	12,636	16,235		127,011	53	6,547		120,464		
06-0566050	25658	TRAVELERS INDEMNITY CO	CT.		316					38	4	91		133				133		
06-1286274	36161	TRAVELERS P&C INS CO	CT.		215	56	155	109	116	141	165			742	2			742		
06-1117063	34894	TRENWICK AMERICA REINS	CT.																	
52-0515280	25887	U.S. FIDELITY & GUARANTY CO	CT.			29		160						189				189		
47-0547953	25844	UNION INS. CO.	IA.			3	10	9	5	20	23			70				70		

ANNUAL STATEMENT FOR THE YEAR 2023 OF THE ZURICH AMERICAN INSURANCE COMPANY

SCHEDULE F - PART 3

Ceded Reinsurance as of December 31, Current Year (\$000 Omitted)

1 ID Number	2 NAIC Company Code	3 Name of Reinsurer	4 Domiciliary Jurisdiction	5 Special Code	6 Reinsurance Premiums Ceded	Reinsurance Recoverable On									16 Amount in Dispute included in Column 15	Reinsurance Payable		19 Net Amount Recoverable From Reinsurers Cols. 15 - [17 + 18]	20 Funds Held by Company Under Reinsurance Treaties	
						7 Paid Losses	8 Paid LAE	9 Known Case Loss Reserves	10 Known Case LAE Reserves	11 IBNR Loss Reserves	12 IBNR LAE Reserves	13 Unearned Premiums	14 Contingent Commis- sions	15 Columns 7 through 14 Totals		17 Ceded Balances Payable	18 Other Amounts Due to Reinsurers			
AA-1127206	00000	LLOYDS SYNDICATE #1206	GBR																	
AA-1127209	00000	LLOYDS SYNDICATE #1209	GBR			100		1			3		10				115		115	
AA-1127212	00000	LLOYDS SYNDICATE #1212	GBR																	
AA-1127215	00000	LLOYDS SYNDICATE #1215	GBR																	
AA-1127218	00000	LLOYDS SYNDICATE #1218	GBR					2												
AA-1127221	00000	LLOYDS SYNDICATE #1221	GBR					(4)					2		10		12	6	6	
AA-1127223	00000	LLOYDS SYNDICATE #1223	GBR																	
AA-1127225	00000	LLOYDS SYNDICATE #1225	GBR			357														
AA-1127241	00000	LLOYDS SYNDICATE #1241	GBR						7	699							1,090	(26)	1,116	
AA-1127243	00000	LLOYDS SYNDICATE #1243	GBR																	
AA-1120085	00000	LLOYDS SYNDICATE #1274	GBR					59	1	(6)			1				(4)	(37)	33	
AA-1127301	00000	LLOYDS SYNDICATE #1301	GBR			1,621	1,052		51	2,472			92	245	32	269	4,213	(218)	4,431	
AA-1126138	00000	LLOYDS SYNDICATE #138	GBR																	
AA-1127400	00000	LLOYDS SYNDICATE #1400	GBR																	
AA-1127414	00000	LLOYDS SYNDICATE #1414	GBR			2,007	(22)		7	176			5	524	141	635	1,465	(93)	1,558	
AA-1120102	00000	LLOYDS SYNDICATE #1458	GBR				61	(4)	2	1,490			64	7	1	6	1,567	(204)	1,771	
AA-1120169	00000	LLOYDS SYNDICATE #1492	GBR				(54)											54	(54)	
AA-1120198	00000	LLOYDS SYNDICATE #1618	GBR				162						4		10		14	141	(127)	
AA-1120156	00000	LLOYDS SYNDICATE #1686	GBR				210		1	51			1	6	1	17	78	3	75	
AA-1120157	00000	LLOYDS SYNDICATE #1729	GBR				927	125	7	916			39	48	5	175	1,315	15	1,300	
AA-1126173	00000	LLOYDS SYNDICATE #173	GBR																	
AA-1126183	00000	LLOYDS SYNDICATE #183	GBR																	
AA-1120171	00000	LLOYDS SYNDICATE #1856	GBR				(37)	339	15	673			26	139	16		1,209	136	1,072	
AA-1127861	00000	LLOYDS SYNDICATE #1861	GBR				(99)		17	122			10	139	16		303	75	228	
AA-1120096	00000	LLOYDS SYNDICATE #1880	GBR				133	1,403	2				26	133	13	1	3	1,448	(33)	1,481
AA-1120109	00000	LLOYDS SYNDICATE #1882	GBR				(1)													
AA-1120054	00000	LLOYDS SYNDICATE #1886	GBR				141	108	61				125	14	20		327	(84)	411	
AA-1120131	00000	LLOYDS SYNDICATE #1897	GBR															(89)	89	
AA-1126190	00000	LLOYDS SYNDICATE #190	GBR																	
AA-1120083	00000	LLOYDS SYNDICATE #1910	GBR				381	398	24	915			110	4,187	498	89	6,221	36	6,184	
AA-1120064	00000	LLOYDS SYNDICATE #1919	GBR				1,176							5	1	25	31	(1,119)	1,150	
AA-1120124	00000	LLOYDS SYNDICATE #1945	GBR																	
AA-1120186	00000	LLOYDS SYNDICATE #1947	GBR				1,348	81	12	217			18	3			331	(1,436)	1,768	
AA-1120084	00000	LLOYDS SYNDICATE #1955	GBR				(14)	2	1	6			2	2	9		20	57	(37)	
AA-1120103	00000	LLOYDS SYNDICATE #1967	GBR				767	164	55	1,070			77	488	55	171	2,079	(265)	2,344	
AA-1120106	00000	LLOYDS SYNDICATE #1969	GBR				545	(17)	(25)	668			45	195	22	10	898	(245)	1,143	
AA-1128000	00000	LLOYDS SYNDICATE #2000	GBR																	
AA-1128001	00000	LLOYDS SYNDICATE #2001	GBR				2,564	454	27	2,656			124	55	7	140	3,464	(278)	3,741	
AA-1128003	00000	LLOYDS SYNDICATE #2003	GBR				2,144	379	40	970			44	244	31	55	1,763	(163)	1,926	
AA-1120071	00000	LLOYDS SYNDICATE #2007	GBR				4											(1)	1	
AA-1128010	00000	LLOYDS SYNDICATE #2010	GBR				502	(1)	9	966			68	266	30	1	1,340	(167)	1,506	
AA-1120104	00000	LLOYDS SYNDICATE #2012	GBR				114						3			16	19	10	9	
AA-1120114	00000	LLOYDS SYNDICATE #2015	GBR				401	48	37	349			28	225	25		713	(129)	842	
AA-1128020	00000	LLOYDS SYNDICATE #2020	GBR					(1)									(1)		(1)	
AA-1128027	00000	LLOYDS SYNDICATE #2027	GBR																	
AA-1126204	00000	LLOYDS SYNDICATE #204	GBR																	
AA-1126205	00000	LLOYDS SYNDICATE #205	GBR																	
AA-1128121	00000	LLOYDS SYNDICATE #2121	GBR				192	1					84		9	21	128	3	124	
AA-1126219	00000	LLOYDS SYNDICATE #219	GBR																	
AA-1128322	00000	LLOYDS SYNDICATE #2322	GBR																	

ANNUAL STATEMENT FOR THE YEAR 2023 OF THE ZURICH AMERICAN INSURANCE COMPANY

SCHEDULE F - PART 3

Ceded Reinsurance as of December 31, Current Year (\$000 Omitted)

1 ID Number	2 NAIC Company Code	3 Name of Reinsurer	4 Domiciliary Jurisdiction	5 Special Code	6 Reinsurance Premiums Ceded	Reinsurance Recoverable On									16 Amount in Dispute included in Column 15	Reinsurance Payable		19 Net Amount Recoverable From Reinsurers Cols. 15 - [17 + 18]	20 Funds Held by Company Under Reinsurance Treaties	
						7 Paid Losses	8 Paid LAE	9 Known Case Loss Reserves	10 Known Case LAE Reserves	11 IBNR Loss Reserves	12 IBNR LAE Reserves	13 Unearned Premiums	14 Contingent Commis- sions	15 Columns 7 through 14 Totals		17 Ceded Balances Payable	18 Other Amounts Due to Reinsurers			
AA-1128376	00000	LLOYDS SYNDICATE #2376	GBR																	
AA-1120097	00000	LLOYDS SYNDICATE #2468	GBR		15													(9)		9
AA-1128488	00000	LLOYDS SYNDICATE #2488	GBR		(183)					5	1	24		30			91		(61)	
AA-1128623	00000	LLOYDS SYNDICATE #2623	GBR		332	369	33	1,080	71	427	49	203		2,231			339		1,892	
AA-1128791	00000	LLOYDS SYNDICATE #2791	GBR		187					4				5			(6)		11	
AA-1128947	00000	LLOYDS SYNDICATE #2947	GBR																	
AA-1128987	00000	LLOYDS SYNDICATE #2987	GBR		1,623	1,004	59	1,553	88	915	89	16		3,725			(284)		4,009	
AA-1120179	00000	LLOYDS SYNDICATE #2988	GBR		43			19		1		1		21			68		(46)	
AA-1128999	00000	LLOYDS SYNDICATE #2999	GBR		412												(397)		397	
AA-1129000	00000	LLOYDS SYNDICATE #3000	GBR		7	52	70							122			5		117	
AA-1120082	00000	LLOYDS SYNDICATE #3010	GBR		145					8	1	48		57			(168)		225	
AA-1126314	00000	LLOYDS SYNDICATE #314	GBR																	
AA-1126318	00000	LLOYDS SYNDICATE #318	GBR		721	235	25	809	54	280	31	82		1,517			(10)		1,526	
AA-1126322	00000	LLOYDS SYNDICATE #322	GBR																	
AA-1120184	00000	LLOYDS SYNDICATE #3268	GBR		304	(48)	12	52	4					20			(135)		155	
AA-1126033	00000	LLOYDS SYNDICATE #33	GBR		1,813	65	5	1,372	58	583	69	222		2,374			(158)		2,532	
AA-1120113	00000	LLOYDS SYNDICATE #3334	GBR																	
AA-1126362	00000	LLOYDS SYNDICATE #362	GBR																	
AA-1120055	00000	LLOYDS SYNDICATE #3623	GBR		115	281				(8)		5		278			(50)		327	
AA-1120098	00000	LLOYDS SYNDICATE #3624	GBR		17					2		4		6			16		(9)	
AA-1126376	00000	LLOYDS SYNDICATE #376	GBR																	
AA-1126382	00000	LLOYDS SYNDICATE #382	GBR		478					7	1	12		20			(199)		219	
AA-1120116	00000	LLOYDS SYNDICATE #3902	GBR		223					2				3			(2)		5	
AA-1126040	00000	LLOYDS SYNDICATE #40	GBR																	
AA-1126005	00000	LLOYDS SYNDICATE #4000	GBR		62					5		16		21			(27)		48	
AA-1120075	00000	LLOYDS SYNDICATE #4020	GBR		1,101	271	(1)	58	2	29	3	99		461			(798)		1,259	
AA-1120086	00000	LLOYDS SYNDICATE #4141	GBR		(21)												95		(95)	
AA-1120067	00000	LLOYDS SYNDICATE #4242	GBR		377					20	2	77		99			(14)		113	
AA-1126435	00000	LLOYDS SYNDICATE #435	GBR		607	(25)	6	203	4	3				191			(183)		374	
AA-1126004	00000	LLOYDS SYNDICATE #4444	GBR		1,837	537	50	692	24	314	36	56		1,708			(165)		1,873	
AA-1126006	00000	LLOYDS SYNDICATE #4472	GBR		481	(18)	4	57	1	190	14	24		273			(107)		380	
AA-1126456	00000	LLOYDS SYNDICATE #456	GBR																	
AA-1126457	00000	LLOYDS SYNDICATE #457	GBR		422		6	523	4	629	71	120		1,353			(211)		1,564	
AA-1120090	00000	LLOYDS SYNDICATE #4711	GBR		29	89	1	75	3	41	6	10		224			9		215	
AA-1126048	00000	LLOYDS SYNDICATE #48	GBR																	
AA-1126484	00000	LLOYDS SYNDICATE #484	GBR																	
AA-1126490	00000	LLOYDS SYNDICATE #490	GBR																	
AA-1126003	00000	LLOYDS SYNDICATE #5000	GBR		38					1		3		4			10		(6)	
AA-1126051	00000	LLOYDS SYNDICATE #51	GBR																	
AA-1126510	00000	LLOYDS SYNDICATE #510	GBR		1,091	5,607	17	1,244	111	37	3	1		7,019			(211)		7,230	
AA-1120080	00000	LLOYDS SYNDICATE #5151	GBR			239	1		1					242			(46)		289	
AA-1126545	00000	LLOYDS SYNDICATE #545	GBR																	
AA-1126055	00000	LLOYDS SYNDICATE #55	GBR																	
AA-1120065	00000	LLOYDS SYNDICATE #5555	GBR		29	(4)				3		14		13			64		(51)	
AA-1126557	00000	LLOYDS SYNDICATE #557	GBR																	
AA-1126566	00000	LLOYDS SYNDICATE #566	GBR		551			460		137	28	184		809			159		650	
AA-1126570	00000	LLOYDS SYNDICATE #570	GBR																	
AA-1126582	00000	LLOYDS SYNDICATE #582	GBR							1				1					1	
AA-1120181	00000	LLOYDS SYNDICATE #5886	GBR		263	(14)	6	480	36	266	30	15		818			24		794	
AA-1126609	00000	LLOYDS SYNDICATE #609	GBR		464	1,250	2	3,750	98	35	4	121		5,260			118		5,142	

ANNUAL STATEMENT FOR THE YEAR 2023 OF THE ZURICH AMERICAN INSURANCE COMPANY

SCHEDULE F - PART 3

Ceded Reinsurance as of December 31, Current Year (\$000 Omitted)

1 ID Number	2 NAIC Company Code	3 Name of Reinsurer	4 Domiciliary Jurisdiction	5 Special Code	6 Reinsurance Premiums Ceded	Reinsurance Recoverable On									16 Amount in Dispute included in Column 15	Reinsurance Payable		19 Net Amount Recoverable From Reinsurers Cols. 15 - [17 + 18]	20 Funds Held by Company Under Reinsurance Treaties
						7 Paid Losses	8 Paid LAE	9 Known Case Loss Reserves	10 Known Case LAE Reserves	11 IBNR Loss Reserves	12 IBNR LAE Reserves	13 Unearned Premiums	14 Contingent Commis- sions	15 Columns 7 through 14 Totals		17 Ceded Balances Payable	18 Other Amounts Due to Reinsurers		
AA-1126623	00000	LLOYDS SYNDICATE #623	GBR		312	48	9	188	13	89	10	18		374	(374)		748		
AA-1126624	00000	LLOYDS SYNDICATE #624	GBR																
AA-1126625	00000	LLOYDS SYNDICATE #625	GBR							1				1			1		
AA-1126626	00000	LLOYDS SYNDICATE #626	GBR												1		(1)		
AA-1126672	00000	LLOYDS SYNDICATE #672	GBR																
AA-1126683	00000	LLOYDS SYNDICATE #683	GBR																
AA-1126718	00000	LLOYDS SYNDICATE #718	GBR																
AA-1126765	00000	LLOYDS SYNDICATE #765	GBR																
AA-1126780	00000	LLOYDS SYNDICATE #780	GBR			16	7							24	(54)		78		
AA-1126079	00000	LLOYDS SYNDICATE #79	GBR																
AA-1126807	00000	LLOYDS SYNDICATE #807	GBR																
AA-1126824	00000	LLOYDS SYNDICATE #824	GBR																
AA-1126861	00000	LLOYDS SYNDICATE #861	GBR							10				10			10		
AA-1126947	00000	LLOYDS SYNDICATE #947	GBR																
AA-1126957	00000	LLOYDS SYNDICATE #957	GBR																
AA-1126959	00000	LLOYDS SYNDICATE #959	GBR																
AA-1126960	00000	LLOYDS SYNDICATE #960	GBR																
AA-1126990	00000	LLOYDS SYNDICATE #990	GBR																
AA-1840000	00000	MAPPRE RE CIA DE REASEGUROS	ESP		3,025	5,432	264	11,232	122	1,009	135	37		18,232	(143)		18,375		
AA-1121425	00000	MARKEL INTL INS CO LTD	GBR		117					4	1	8		13	(30)		43		
AA-3190686	00000	PARTNER RE CO LTD	BMU																
AA-3190339	00000	RENAISSANCE RE LTD	BMU		13	31	1	45	1	3,229	1,147			4,453	1,329		3,125		
1299999. Total Authorized - Other Non-U.S. Insurers					48,062	25,045	1,194	54,947	2,498	33,459	6,473	6,938		130,554	385		130,169		
1499999. Total Authorized Excluding Protected Cells (Sum of 0899999, 0999999, 1099999, 1199999 and 1299999)					727,722	257,227	19,496	618,529	54,433	864,399	224,094	274,193		2,312,371	1,212	440,265	1,872,106	26,679	
36-4233459	16535	EFFECTS OF INTERCOMPANY POOLING (FOOTNOTE #26)	NY																
1599999. Total Unauthorized - Affiliates - U.S. Intercompany Pooling																			
1899999. Total Unauthorized - Affiliates - U.S. Non-Pool																			
AA-3190822	00000	CENTRE SOLUTIONS US LTD	BMU		400	35,470		111,455	78,523	31,310	15,939	(2,833)		269,864			269,864	8,907	
AA-2280100	00000	CHILENA CONSOLIDATA SG SA	CHL							6	3			9	37		(28)		
AA-1460150	00000	HARPER VERSICHERUNGS AG	CHE																
AA-1930995	00000	ZURICH AUSTRALIAN INS LTD	AUS			183	265	25,341	1,770	209	66	1		27,834	9		27,825		
AA-2734111	00000	ZURICH COMPANIA DE SEGUROS	MEX							1				1	7		(7)		
AA-0053640	00000	ZURICH F&I RE T&C LTD	TCA		48														
AA-3190947	00000	ZURICH GLOBAL LTD	BMU		2,963	216,141	32,842	1,721,890	192,995	2,065,487	635,605	(45)		4,864,915	2,677		4,862,238	150,060	
AA-1560999	00000	ZURICH INS CO - CANADA	CAN		4,695	11,303	4,901	36,312	4,243	47,365	10,119	1,112		115,355	483		114,873		
AA-1460190	00000	ZURICH INS CO - GCIE	BMU			92,289	17,216	1,434,612	116,194	1,483,549	463,330			3,607,190			3,607,190		
AA-1460190	00000	ZURICH INS CO - GCIE	GBR			257	(33)	199	739	382	(758)	(36)		18,123	(335)		18,459		
AA-1460190	00000	ZURICH INS CO - GCIE	CHE		1,147	56,867	13,068	473,239	23,685	176,809	58,338	98		802,104	564		801,540	266,808	
AA-5760036	00000	ZURICH INS CO LTD (SG BRANCH)	SGP							5	2			7	11		(4)		
AA-1584115	00000	ZURICH INS CO LTD, JAPAN BRANCH	JPN				467		104	188	75			833	2		831		
AA-1780059	00000	ZURICH INS PLACE - UK BRANCH	IRL			(37)	27	37	150	(5)	2	(2)		173	104		68	68	
AA-1340017	00000	ZURICH INS PLACE NIEDERLANSSUNG (DEUTSCHLAND)	DEU							1				1	(64)		66		
AA-5324112	00000	ZURICH INS. CO. - HK BRANCH	HKG			2,176	3,106	132,702	293	206	10			138,492	210		138,283		
AA-1364106	00000	ZURICH INTL ITALIA	ITA			69	50	353	9					481			481		
AA-3190185	00000	ZURICH RE CO LTD	BMU		2	(314)	569	7,285	6,609	2,453	1,054			17,656	205		17,451		
AA-1460036	00000	ZURICH REINS CO	CHE		9,324	2,094		4,770	400	14,935	2,282			24,481	5,454		19,027	2,695	
AA-1864102	00000	ZURICH SIGORTA A.S.	TUR		37					11	2			14	(12)		26		

ANNUAL STATEMENT FOR THE YEAR 2023 OF THE ZURICH AMERICAN INSURANCE COMPANY

SCHEDULE F - PART 3

Ceded Reinsurance as of December 31, Current Year (\$000 Omitted)

1 ID Number	2 NAIC Company Code	3 Name of Reinsurer	4 Domiciliary Jurisdiction	5 Special Code	6 Reinsurance Premiums Ceded	Reinsurance Recoverable On										16 Amount in Dispute included in Column 15	Reinsurance Payable		19 Net Amount Recoverable From Reinsurers Cols. 15 - [17 + 18]	20 Funds Held by Company Under Reinsurance Treaties
						7 Paid Losses	8 Paid LAE	9 Known Case Loss Reserves	10 Known Case LAE Reserves	11 IBNR Loss Reserves	12 IBNR LAE Reserves	13 Unearned Premiums	14 Contingent Commis- sions	15 Columns 7 through 14 Totals	17 Ceded Balances Payable		18 Other Amounts Due to Reinsurers			
94-1032958	21040	FREMONT INDEMNITY CO.	CA.																	
81-0285438	11290	GLACIER GENERAL ASSUR	MT.																	
45-4467831	15263	GLOBAL VISION II INC	MO.		1,712	4	1	1	16	81	14	(12)		103		94		9	9	
98-1432233	00000	GREYSTONE INS CO SP	OK.		1,483	148	86	333	71	575	174	187		1,574		232		1,343	100	
37-1702152	15217	GRIFFITH GLOBAL INDEMNITY CO	VT.																	
22-2222789	11398	GUARANTEE INS CO	FL.																(375)	
36-3230348	42331	GUIDEONE AMERICA INS CO	IA.		(102)											114		(114)		
90-0773265	14167	GUIDEONE NATL INS CO	IA.		214		8		7	1				16		(136)		152		
26-2804628	13199	GUIDESTONE RISK MGMT	VT.				86	1	114	11	4			216				216	75	
32-0496512	00000	HARBOR POINT INS CO	AZ.					28	14	113	25	(1)		180				180		
81-5296068	16131	HDI SPECIALTY INS CO	IL.		(16)											(1)		1		
06-1041332	93440	HMI LIFE INS. CO.	PA.																	
02-0308052	22527	HOME INS CO	NH.																	
74-2195939	42374	HOUSTON CASUALTY CO.	TX.		(741)		1			9	2		19	30		8		22		
86-3267582	00000	HSIC PC #3 ELEVATE PARTNERS GRP	UT.		5,194	116	(67)	2,105	150	2,631	628	553		6,115		128		5,987	30	
86-3249992	00000	HSIC PC#4 - RED ROCK CAS GRP	UT.		602	(15)	2	119	6	250	55	215		632		302		330	25	
52-1557469	00000	ICDC, LTD.	VT.			5	(15)	345	29	330	160			854				854	490	
82-0412279	36129	IDAHO STATE INS FUND	ID.		1,167	941	12	1,308	162	1,010	299	335		4,066		141		3,925	175	
74-6040529	11495	IMPERIAL INS CO	TX.																	
20-2608547	12687	IRON HORSE INS CO	VT.		7											(7)		7		
94-1264187	25445	IRONSHORE SPECIALTY INS CO	AZ.		(15)	24	5	285	19	3				337		(108)		445		
01-0233346	65838	JOHN HANCOCK LIFE INS CO (USA)	MI.							5				6				6		
99-0262793	12071	K-M INS. CO.	HI.					176	24	115	55			370				370	255	
66-0530575	00000	KENTFIELD INS CO	TX.		1,645	37	20	426	78	1,679	604	614		3,459		(131)		3,590	296	
61-1275981	10320	KENTUCKY EMPLOYERS MUT INS	KY.		4,133	296	59	2,873	201	2,422	1,688	2,107		9,647		818		8,829	1,770	
73-0994137	33138	LANDMARK AMER INS CO	NH.		(777)											777		(777)		
27-0776998	13679	LCP INS SERV INC	VT.		1,055	138	107	1,442	88	1,701	829	(222)		4,084		(7)		4,091		
25-1149494	19437	LEXINGTON INS CO	DE.			(1)														
35-0472300	65676	LINCOLN NAT'L LIFE INS.	IN.																	
52-1548741	83550	LONDON LIFE INS. CO.	MI.																	
27-1493805	13727	MAPLE RED INS CO	VT.		20					28	558	(3)		583		737		(153)		
46-0804256	00000	MARLTON AFFORDABLE HOUSING INS CO	WA.		4,494	52	10	1,066	215	2,328	868	2,880		7,420		3,098		4,322	235	
46-0164570	66044	MIDLAND NATIONAL LIFE	IA.																	
52-1548987	10524	MINNETONKA INS CO	VT.													(3)		3		
81-0302402	15819	MONTANA STATE FUND	MT.		2,919	278	51	3,595	165	2,895	1,531	356		8,872		18		8,854	400	
95-2488300	23671	NAT'L AMERICAN INS. CO. OF CA	CA.			93	14		4					111		18		111	61	
03-0449619	11582	NATIONAL UNION FIRE INS CO OF VT	VT.		5,552	127		693		849		(201)		1,468		350		1,118	3,286	
55-0800043	11661	NEIGHBORHOOD INS INC	VT.			(2)				157	78			233				233	77	
85-0391712	40627	NEW MEXICO MUTUAL CASUALTY CO	NM.		1,501	25	6	162	15	329	166	419		1,122		51		1,071	181	
52-1479893	27905	NLC MUTUAL INS. CO.	VT.							19	9			28				28		
93-0903382	73750	NORTH AMERICAN NAT'L LTD	AZ.																	
39-0509630	23914	NORTHWESTERN NATL INS CO	WI.																	
03-0329760	10436	OAK TREE ASSUR LTD.	VT.		1,443	28	10	266	64	1,385	647	(518)		1,881		(8)		1,889	319	
62-0929818	31208	OAKWOOD INS CO	TN.			19	1							20				20		
AA-9991435	00000	OHIO WORKERS COMP	OH.		3,374	287	47	2,820	161	2,347	1,085	1,059		7,807		329		7,478	600	
48-1262416	12108	PARAMOUNT INS CO	HI.			(22)	16	311	48	340	205			899		1,523		(624)		
47-2567102	00000	PEACE CHURCH WORKERS SAFETY PROGRAM	VT.					62	3	64	31	1		162				162	162	
03-0334455	10439	PENWALD INS CO	VT.			(6)		1		31	7			33				33		
84-1093767	41190	PINNACOL ASSUR	CO.		16,764	1,089	206	21,019	636	11,718	7,062	5,836		47,566		1,028		46,538	417	
62-1399844	10800	PREMIER GRP INS CO	TN.				3			152	75			229				229		

ANNUAL STATEMENT FOR THE YEAR 2023 OF THE ZURICH AMERICAN INSURANCE COMPANY

SCHEDULE F - PART 3

Ceded Reinsurance as of December 31, Current Year (\$000 Omitted)

1 ID Number	2 NAIC Company Code	3 Name of Reinsurer	4 Domiciliary Jurisdiction	5 Special Code	6 Reinsurance Premiums Ceded	Reinsurance Recoverable On									16 Amount in Dispute included in Column 15	Reinsurance Payable		19 Net Amount Recoverable From Reinsurers Cols. 15 - [17 + 18]	20 Funds Held by Company Under Reinsurance Treaties
						7 Paid Losses	8 Paid LAE	9 Known Case Loss Reserves	10 Known Case LAE Reserves	11 IBNR Loss Reserves	12 IBNR LAE Reserves	13 Unearned Premiums	14 Contingent Commissions	15 Columns 7 through 14 Totals		17 Ceded Balances Payable	18 Other Amounts Due to Reinsurers		
2599999		Total Unauthorized - Pools - Voluntary Pools			208	(23)	23	3,120	1	2,127	1	1,582		6,832			6,832		
AA-4660010	00000	ABU DHABI NAT'L INS.	ARE			6								7			7		
AA-1780022	00000	ACADIA INTL INS LTD	IRL							1,187	564			1,751			1,751		
AA-1380019	00000	ACHMEA REINS CO NV	ANT		14					(1)				(1)			(1)		
AA-3770515	00000	AEGIS INS LTD	CYM		33,094	1,312	152	4,548	911	11,560	2,503	22,882		43,869	28,146		15,724	1,006	
AA-3191085	00000	AFFILIATED CHEMICAL GROUP	BMU																
AA-3770114	00000	AFFINITY INS LTD	CYM		407,087	14,345	3,928	147,952	29,922	345,470	102,224	167,176		811,015	165,221		645,794	50,733	
AA-1120255	00000	AGEAS INS LTD	GBR			56	55	11	5	7	8			143			143		
AA-1580015	00000	AIOI NISSAY DOWA INS CO LTD	JPN		142										40		(40)		
AA-1930610	00000	ALLIANZ AUSTRALIA LTD	AUS		3										(8)		8		
AA-1344102	00000	ALLIANZ GLOBAL CORP & SPEC	DEU		267	5				30	3	219		258	63		194		
AA-1120445	00000	ALLIANZ INS PLC	GBR																
AA-1464104	00000	ALLIANZ RISK TRANSFER	CHE											1			1		
AA-1340026	00000	ALLIANZ SE	DEU							3	1			4			4		
AA-1460082	00000	ALLIANZ SUISSE VERS	CHE																
AA-0040174	00000	ALLIED COLLOIDS INS.	VGB																
AA-3194128	00000	ALLIED WORLD ASSUR CO	BMU	(100)		197	28	841	75	558	210			1,909	197		1,712		
AA-8230010	00000	ALIYIN INS CO LTD	GIB		87	9								9	(19)		28		
AA-1120187	00000	AMERICAN INTERNATL GROUP UK LTD	GBR		113	138	3	155	2	10	1	51		360	139		220		
AA-1120170	00000	ANDREW WEIR INS. CO.	GBR																
AA-3191020	00000	ARC GLOBAL REINS. LTD.	BMU																
AA-1120053	00000	ARCH INS (UK) LTD	GBR		108					4		5		9	9				
AA-1780091	00000	ARCH RE EUROPE U/W LTD	IRL		85					98		(8)		90	(2)		92		
AA-3194126	00000	ARCH REINS LTD	BMU		3,000	318	2	194	2	194	22	770		1,502	664		839		
AA-3190873	00000	ARDEN RE CO LTD	BMU		6	34	3	21	4					63	6		57	463	
AA-1320060	00000	AREAS DOMMAGES	FRA																
98-0214719	00000	ARGO GROUP INTL HOLDINGS LTD	BMU												182		(182)		
AA-3190932	00000	ARGO RE LTD	BMU	(155)		6	339	18	4					368	(85)		453		
AA-3770185	00000	ARTISANS INS. LTD.	CYM		41,069	1,423	375	15,413	2,080	29,775	9,173	24,489		82,728	15,235		67,493	6,255	
AA-3770286	00000	ARU SPC LTD	CYM		11,263	287	77	4,391	626	7,352	2,002	(493)		14,240	(68)		14,308	75	
AA-3194168	00000	ASPEN BERMUDA LTD	BMU		1,995	1,342	87	1,546	29	199	26	(8)		3,222	(1)		3,223		
AA-1360015	00000	ASSICURAZIONI GENERALI S.	ITA		101	1,682	165	1,948	100	17	9	(2)		3,919	187		3,732		
AA-3190851	00000	ASSUREX GLOBAL REINS. LTD.	BMU							17	8			26			26		
AA-1440100	00000	ATERFORSAKRINGSAKTIEBOLAGET	SWE																
AA-4230005	00000	ATLANTIC INS CO PUBLIC LTD	CYP							4	6			10			10		
AA-1120660	00000	AVIVA INS LTD	GBR	(8)		30	19			25	3	47		123	302		(179)		
AA-1120375	00000	AVIVA INTL INS LTD	GBR																
AA-1121220	00000	AXA INS UK PLC	GBR																
AA-1460185	00000	AXA VERSICHERUNGEN AG	CHE			9	2	11	3	37	44			106	8		106		
AA-1120049	00000	AXA XL INSURANCE CO UK LTD	GBR		18														
AA-1784115	00000	AXIS RE SE	IRL		784			2,175	50	23	5			2,253	(126)		2,379		
AA-1784130	00000	AXIS SPECIALTY EUROPE SE	IRL		96	(10)	4	50	1	76	9	(6)		123	1,670		(1,547)		
AA-3194139	00000	AXIS SPECIALTY LTD	BMU	(85)		82	42	651	16	2				792	(212)		1,004		
AA-9249997	00000	BANK OF CHINA INS CO LTD	CHN	(7)															
AA-1784123	00000	BERKELEY RE DAC	IRL			1,884	(91)	1	1					1,794			1,794		
AA-1120030	00000	BERKSHIRE HATHAWAY INTL INS LTD	GBR	(95)						5	1	48		54	78		(25)		
AA-3190035	00000	BERMUDA FIRE & MARINE INS CO	BMU																
AA-3191160	00000	BIOMET INS LTD	BMU							6	2			8			8		
AA-3770534	00000	BLUE PRINT LTD	CYM		6,563	105	7	345	44	2,342	582	2,652		6,076	3,009		3,068	50	
AA-3191197	00000	BMC INS CO LTD	BMU		90	25	8	338	53	783	273	(32)		1,448	(4)		1,451	241	

ANNUAL STATEMENT FOR THE YEAR 2023 OF THE ZURICH AMERICAN INSURANCE COMPANY

SCHEDULE F - PART 3

Ceded Reinsurance as of December 31, Current Year (\$000 Omitted)

1 ID Number	2 NAIC Company Code	3 Name of Reinsurer	4 Domiciliary Jurisdiction	5 Special Code	6 Reinsurance Premiums Ceded	Reinsurance Recoverable On									16 Amount in Dispute included in Column 15	Reinsurance Payable		19 Net Amount Recoverable From Reinsurers Cols. 15 - [17 + 18]	20 Funds Held by Company Under Reinsurance Treaties
						7 Paid Losses	8 Paid LAE	9 Known Case Loss Reserves	10 Known Case LAE Reserves	11 IBNR Loss Reserves	12 IBNR LAE Reserves	13 Unearned Premiums	14 Contingent Commis- sions	15 Columns 7 through 14 Totals		17 Ceded Balances Payable	18 Other Amounts Due to Reinsurers		
AA-3191457	00000	BOUDIN INS CO LTD	BMU			155	(5)	75	16	28	14			283			283		
AA-3770288	00000	BOULDER INSURANCE LTD.	CYM		74,073	3,426	628	22,776	4,426	44,789	10,319	49,937		136,301	57,651		78,650	6,740	
AA-1120305	00000	BRYANSTON INS CO LTD	GBR																
AA-1784113	00000	CARRAIG INS LTD	IRL			103	28			1,622	803			2,556			2,556	10	
AA-3190190	00000	CATERPILLAR INS. CO.	BMU							3	1			4			4		
AA-3194161	00000	CATLIN INS CO LTD	BMU		9	58		1						59	9		50		
AA-1460018	00000	CATLIN RE SWITZERLAND LTD	CHE		1			48	1	190	10			248			248		
AA-1121110	00000	CAVELL INS CO LTD	GBR																
AA-3190457	00000	CEBIC LTD.	BMU																
AA-3160015	00000	CENTURY P&C	BRB																
AA-1121065	00000	CGU BONUS LTD	GBR																
AA-9240028	00000	CHINA CONTINENT P&C INS CO	CHN			273	18							290			290		
AA-9240072	00000	CHINA LIFE PROP & CAS INS CO	CHN		(7)										8		(8)		
AA-9240123	00000	CHINA LIFE PROPERTY & CASUALTY	CHN												62		(62)		
AA-9240021	00000	CHINA PACIFIC PROP INS CO LTD	CHN		(93)	2,589	260		5					2,855			2,855		
AA-9240012	00000	CHINA PROP & CAS REINS CO LTD	CHN		(174)		3		8					11	174		(163)		
AA-5320100	00000	CHINA TAIPING INS HK CO LTD	HKG		(46)										(12)		12		
AA-9249995	00000	CHINA UNITED PROP INS CO LTD	CHN																
AA-3190002	00000	CHUBB BERMUDA INS LTD	BMU		810	193	4			60	7	221		484	(40)		524		
AA-1320152	00000	CHUBB EUROPEAN GRP SE	FRA		543	(3)	8	2,000	89	307	34	7		2,443	(129)		2,572		
AA-1240002	00000	CHUBB INS. CO. OF EUROPE SE	BEL		(49)					24	3	37		64	280		(216)		
AA-3190770	00000	CHUBB TEMPEST RE LTD	BMU																
AA-3770073	00000	CHURCHILL CASUALTY LTD.	CYM		202,654	17,088	4,028	70,036	14,791	145,379	42,127	21,377		314,827	19,396		295,430	16,398	
AA-2431000	00000	CIA NATIONAL DE SEGUROS C	DOM			23	53	5	3	13	15			112			112		
AA-1120345	00000	CITY INS CO (UK) LTD	GBR																
AA-3190405	00000	CLIENTS ASSURANCE POOL, LTD	BMU			5		127	4	7	3			147			147		
AA-1320035	00000	COLISEE RE	FRA																
AA-3770124	00000	COLUMBUS INS. CO. LTD	CYM											1			1		
AA-3774153	00000	COMPLETE STRUCTURE, LTD.	CYM		12,833	321	61	5,406	1,084	12,001	4,093	3,158		26,125	2,602		23,523	902	
AA-3160026	00000	CONSTELLATION REINS CO LTD	BRB		34,169	817		726		1	(42)			1,501	2,390		(889)		
AA-3770501	00000	CONSTRUCTION RISK CONTAIN INS CO	CYM		5,531	57	8	834	186	3,501	1,034	1,376		6,997	1,857		5,139	184	
AA-1120191	00000	CONVEX INS UK LTD	GBR			738	211	9	641	45	69	8	173	1,156	(171)		1,327		
AA-3191400	00000	CONVEX RE LTD	BMU		1,885	1,453	33	2,448	3	372	53	(17)		4,344	(3)		4,348		
AA-1280067	00000	COPENHAGEN REINS CO	DNK																
AA-1120440	00000	COPENHAGEN REINS CO	GBR																
AA-1244100	00000	CREDENDO - SHORT TERM NON-EU RISKS	BEL							3				3			3		
AA-1120355	00000	CX REINS CO LTD	GBR																
AA-3191423	00000	DARAG BERMUDA LTD	BMU		(45)	1,942	575	10,170	1,162	9,892	5,541	10		29,292	(39)		29,331		
AA-3194135	00000	DAVIES (SAC) LTD	BMU		9,404	724	235	2,648	780	4,461	1,266	1,384		11,498	432		11,066		
AA-3770490	00000	DELTA IND GROUP LTD	CYM		15,909	712	38	3,300	507	10,082	2,878	(788)		16,729	63		16,666	426	
AA-1380040	00000	DELTA LLOYD NON LIFE LTD	ANT																
AA-1340028	00000	DEVK (DEVK RUCKVERSICHERUNGS UND BE	DEU		5,733	421	10	891	7	497	56	721		2,602	300		2,302		
AA-3190518	00000	DODGE & JAMES INS.	BMU																
AA-1120495	00000	DOMINION INS CO	GBR																
AA-1120505	00000	DOWA INS CO (UK) LTD	GBR					3						6			6		
AA-1340085	00000	E+S RUECKVERSICHERUNGS-AG	DEU																
AA-3770062	00000	EASTERN RE LTD	CYM																
AA-1120536	00000	EL PASO INS CO	GBR																
AA-3770472	00000	ELEVATION GROUP LTD	CYM		15,168	714	36	1,425	249	4,893	1,346	10,115		18,778	9,049		9,729	566	
AA-3770070	00000	ELITE DISTRIBUTORS INS CO	CYM		42,159	1,883	188	12,168	2,640	25,199	6,330	(1,486)		46,922	16		46,905	8,161	

ANNUAL STATEMENT FOR THE YEAR 2023 OF THE ZURICH AMERICAN INSURANCE COMPANY

SCHEDULE F - PART 3

Ceded Reinsurance as of December 31, Current Year (\$000 Omitted)

1 ID Number	2 NAIC Company Code	3 Name of Reinsurer	4 Domiciliary Jurisdiction	5 Special Code	6 Reinsurance Premiums Ceded	Reinsurance Recoverable On										16 Amount in Dispute included in Column 15	Reinsurance Payable		19 Net Amount Recoverable From Reinsurers Cols. 15 - [17 + 18]	20 Funds Held by Company Under Reinsurance Treaties
						7 Paid Losses	8 Paid LAE	9 Known Case Loss Reserves	10 Known Case LAE Reserves	11 IBNR Loss Reserves	12 IBNR LAE Reserves	13 Unearned Premiums	14 Contingent Commis- sions	15 Columns 7 through 14 Totals	17 Ceded Balances Payable		18 Other Amounts Due to Reinsurers			
AA-3194142	00000	ELM COMPANY LTD	BMU																	
AA-3194130	00000	ENDURANCE SPECIALTY INS.	BMU		3,906	259	9	241	7	429	45	120		1,111		203		908		
AA-1124129	00000	ENDURANCE WORLDWIDE INS LTD	GBR		(374)	(198)	6	1,108	52	118	3	49		1,138		(114)		1,252		
AA-3190747	00000	ENERGY INS BERMUDA (EIB)	BMU							5	2			7				7	75	
AA-1120545	00000	ENGLISH AND AMERICAN INS	GBR																	
AA-9160004	00000	EURASIA INS CO JSC	KAZ		23											106		(106)		
AA-1340003	00000	EUROPA RUECKVERSICHERUNGS	DEU																	
AA-1780034	00000	EUROPEAN SPECIALITY RE	IRL																	
AA-3190128	00000	EVEREN SPECIALTY LTD	BMU		614	169	7	280	15	69	8			547		(555)		1,102		
AA-3770160	00000	EVEREST PROP INS CO	CYM		17,906	166	75	1,118	170	1,695	190			3,414		3,183		231	1,507	
AA-3194101	00000	EVEREST RE BERMUDA LTD	BMU		(17)					5	1	24		29		(121)		150		
AA-1780122	00000	EVEREST REINS CO (IRELAND)	IRL		276	38	1	35	1	26	3	52		157		61		96		
AA-3774169	00000	EVOLUTION INS. CO.	CYM																	
AA-1120580	00000	EXCESS INS CO	GBR																	
AA-3770471	00000	FAIRHAVEN LTD	CYM		16,366	821	190	3,567	431	8,793	2,256	9,031		25,090		10,415		14,675	330	
AA-3191289	00000	FIDELIS INS BERMUDA LTD	BMU		46					4		19		23		43		(20)		
AA-1120175	00000	FIDELIS UNDERWRITING LTD	GBR		(697)	242	17	682	33	155	17	18		1,165		(446)		1,611		
AA-3191386	00000	FLEMING REINS LTD	BMU			22	27	854	100	125	45	1		1,174				1,173		
AA-1120620	00000	FOLKSAM INTL INS CO	GBR																	
AA-3770291	00000	FOUR CORNERS CONST GRP	CYM		25,032	1,086	380	6,722	1,217	16,701	4,956	6,223		37,286		5,674		31,612	886	
AA-3190191	00000	FRANCHISE TEAM INS. CO.	BMU																	
AA-1080011	00000	GARLAN INSURANCE LTD.	GGY							9	22			31				31		
AA-3190767	00000	GATEWAY INS. CO.	BMU																	
AA-5340310	00000	GEN INS CORP OF INDIA	IND																	
AA-1120661	00000	GENERAL ACCIDENT REINS	GBR																	
AA-3190219	00000	GENERAL INT'L LTD	BMU		47,857	7,719	161	1,902	34	(488)	6			9,335		(1,377)		10,713		
AA-1340145	00000	GENERAL REINS AG	DEU		16,138	6,416	244	4,693	365	1,449	162	3,264		16,594		1,202		15,392		
AA-1460060	00000	GENERAL REINS UK LTD	CHE			(1)				46	54			99				99		
AA-1320110	00000	GENERALI ASSURANCES IARD	FRA		63											(63)		63		
AA-9350003	00000	GENERALI POJISTOVNA AS	CZE																	
AA-3774117	00000	GENERATIONS GRP LTD.	CYM		22,537	763	88	6,549	813	13,164	3,714	12,881		37,972		12,293		25,679	1,203	
AA-1460070	00000	GERLING GLOBAL RE CO LTD	CHE																	
AA-1464111	00000	GLACIER RE AG	CHE																	
AA-3160096	00000	GLENMAPLE REIN CO LTD	BRB			634	61			3,580	1,765			6,040				6,040	1,000	
AA-1120680	00000	GLOBAL GENERAL & RE CO	GBR																	
AA-3770433	00000	GOLDEN RULE LTD	CYM		36,298	1,449	521	16,105	1,854	27,548	8,055	(1,857)		53,675		187		53,487	1,804	
AA-1930320	00000	GOV INS OFF OF NEW S WALES	AUS																	
AA-1340043	00000	GREAT LAKES INS SE	DEU		1,406					21	2	147		170		(1,083)		1,253		
AA-3770356	00000	GREEN OAK RE SPC	CYM									1		1				1		
AA-3191302	00000	GREINS GLOBAL LTD	BMU				2	51	22	7	4			85				85		
AA-3191437	00000	GROUP ARK INS LTD	BMU		261					1				1				1		
AA-3190908	00000	GUILFORD RE LTD	BMU			(36)	24			313	158			459				459		
AA-1780104	00000	HAMILTON INS DAC	IRL		8											(7)		7		
AA-3191190	00000	HAMILTON RE LTD	BMU		15,072	972	66	2,669	91	4,841	721	4,795		14,156		1,819		12,337		
AA-3190060	00000	HANNOVER RE BERMUDA LTD	BMU		(33)	37	5	278	22	99	11			453				453		
AA-1340125	00000	HANNOVER RUECK SE	DEU							39	27			66				66		
AA-3190075	00000	HARBOUR ASSUR. CO. OF BER	BMU							172	65			237				237		
AA-3770061	00000	HARVEST INS CO	CYM		45,433	4,360	826	21,672	3,751	38,896	11,377	4,782		85,666		4,764		80,902	5,025	
AA-1120982	00000	HCC INTERNATIONAL INS CO PLC	GBR		1,189	26		16	1	90	10	351		494		(106)		599		
AA-1249999	00000	HDI GERLING INDUSTRIAL	BEL		36															

ANNUAL STATEMENT FOR THE YEAR 2023 OF THE ZURICH AMERICAN INSURANCE COMPANY

SCHEDULE F - PART 3

Ceded Reinsurance as of December 31, Current Year (\$000 Omitted)

1 ID Number	2 NAIC Company Code	3 Name of Reinsurer	4 Domiciliary Jurisdiction	5 Special Code	6 Reinsurance Premiums Ceded	Reinsurance Recoverable On									16 Amount in Dispute included in Column 15	Reinsurance Payable		19 Net Amount Recoverable From Reinsurers Cols. 15 - [17 + 18]	20 Funds Held by Company Under Reinsurance Treaties
						7 Paid Losses	8 Paid LAE	9 Known Case Loss Reserves	10 Known Case LAE Reserves	11 IBNR Loss Reserves	12 IBNR LAE Reserves	13 Unearned Premiums	14 Contingent Commis- sions	15 Columns 7 through 14 Totals		17 Ceded Balances Payable	18 Other Amounts Due to Reinsurers		
AA-1340106	00000	HDI GLOBAL SE	DEU		1,963	121	23	233	73	109	12	378		951		1,218		(267)	
AA-1340041	00000	HDI GLOBAL SPECIALTY SE	DEU		28					6	1	123		130		508		(378)	
AA-3774133	00000	HEARTLAND GROUP LTD.	CYM																
AA-3770498	00000	HEAVY HIGHWAY INS SOL LTD	CYM		6,401	75	4	561	247	2,296	622	1,666		5,471		1,883		3,587	50
AA-1460080	00000	HELVETIA SCHWEIZERISCHE V	CHE		3,477	5	5	388	22	345	39	1,683		2,487		1,306		1,180	
AA-3770336	00000	HEXAGON INS CO LTD	CYM		6,636	77	296	3,187	476	5,627	1,680	3,246		14,591		(620)		15,211	
AA-1120760	00000	HIGHLANDS INS. CO. (UK)	GBR																
AA-1120525	00000	HISCOX INS CO LTD	GBR					1	2					3				3	
AA-5280035	00000	HOTAI INSURANCE CO LTD	TWN				3			6	2			11				11	
AA-1444101	00000	IF P&C INS LTD	SWE						14					14				14	
AA-3770538	00000	IMPACT RE, LTD	CYM		2,021	19	1	125	7	902	185	(84)		1,154		32		1,122	
AA-1720095	00000	INDUSTRIAL MUTUAL INS	FIN																
AA-3779994	00000	INDUSTRIAL STAFFING LTD	CYM		45,969	1,367	624	12,499	4,778	22,186	6,799	19,763		68,016		25,110		42,906	4,582
AA-9220050	00000	INGOSSTRACH	RUS																
AA-9220005	00000	INS CO OF GAZ INDUSTRY SOGAZ	RUS		9														
AA-1120812	00000	INS. CORP OF SINGAPORE UK	GBR			1	1	4						6				6	
AA-1560480	00000	INTACT INS CO	CAN		13					2		23		26		34		(8)	
AA-3191254	00000	INTERNATIONAL GENERAL INS CO LTD	BMU		37					1		6		8		(83)		91	
AA-1120154	00000	INTL GEN INS CO LTD	GBR		42					4				5				4	
AA-3194152	00000	INTL INDEMNITY LTD	BMU		71		5			1				6		159		(152)	
AA-3190416	00000	INTRA-CONTINENTAL ENSURER	BMU			137	82	967	71	(372)	(184)			702				702	508
AA-0009999	00000	ION INS CO INC	WSM		135					10	1	101		111		135		(23)	
AA-9689000	00000	ION TRIAC INS. CO.	ROU																
AA-3190463	00000	IPCRE LTD	BMU																
AA-2230425	00000	IRB BRASIL RESSEGUROS SA	BRA			16	28	(8)	37	5	6			85		7		78	
AA-3770115	00000	IWILA INS. CO.	CYM		56,695	2,059	1,677	22,248	4,288	41,641	11,277	33,922		117,112		46,512		70,601	5,200
AA-3190769	00000	JAMES DOUGLAS INS. CO.	BMU		(140)	11	1	122	81	4,173	1,575	(27)		5,935		(4)		5,940	
AA-1080027	00000	JUPITER INS LTD	GGY		1,541					142	16	897		1,055				1,055	
AA-3190347	00000	KANE SAC LTD	BMU																
AA-1120835	00000	KINGSCROFT INS CO LTD	GBR																
AA-5420050	00000	KOREAN RE CO	KOR		1,036		6			70	8	383		467		149		318	
AA-1460029	00000	KOREAN RE SWITZERLAND AG	CHE		809	46	1	1	1	67	7	(3)		120		21		99	
AA-1120999	00000	KX RE CO LTD	GBR			142	64	21	30	8	10			275				275	
AA-1120066	00000	LANCASHIRE INS. CO. (UK)	GBR		(523)					11	1	38		50		101		(51)	
AA-3190842	00000	LANSDOWNE INS CO LTD	BMU							37	20			57				57	
AA-3190654	00000	LASALLE RE LTD.	BMU																
AA-1370048	00000	LIBERTY MUTUAL INS EUROPE SE	LUX							33	2	6		40		136		(96)	
AA-3190917	00000	LIBERTY SPECIALTY MARKETS BERMUDA	BMU		(1,363)	141	47	623	54	315	9			1,189		475		714	
AA-3191184	00000	LIKEWIZE RE LTD	BMU		131,702	(1,652)	179			2,044	9			581		10,414		(9,833)	
AA-1120920	00000	LIME STREET INS CO	GBR							1	1			2				2	
AA-1122004	00000	LLOYDS SYNDICATE #1681-SLATER WALKER	GBR																
AA-1720092	00000	LOCAL TAPIOLA GEN MUTUAL INS CO	FIN																
AA-1120887	00000	LONDON & EDINBURGH INS.	GBR																
AA-1121134	00000	LONDON & OVERSEAS INS. CO	GBR																
AA-3191239	00000	LUMEN RE LTD	BMU		524	92	3	2,204	86	4				2,388				2,388	
AA-8310013	00000	LYRA INS GUERNSEY LTD	GGY							17	9			26				26	30
AA-3770137	00000	MAC CAS LTD	CYM		86,232	2,141	336	28,934	5,944	46,917	13,124	8,579		105,975		18,261		87,714	9,998
AA-1840610	00000	MAPPRE ESPANA COMPANIA DE SEGUROS	ESP													22		(2)	
AA-1842029	00000	MAPPRE GLOBAL RISKS	ESP		3											3		(23)	
AA-3190669	00000	MARIAS FALLS INS CO LTD	BMU							44	19			63				63	499

ANNUAL STATEMENT FOR THE YEAR 2023 OF THE ZURICH AMERICAN INSURANCE COMPANY

SCHEDULE F - PART 3

Ceded Reinsurance as of December 31, Current Year (\$000 Omitted)

1 ID Number	2 NAIC Company Code	3 Name of Reinsurer	4 Domiciliary Jurisdiction	5 Special Code	6 Reinsurance Premiums Ceded	Reinsurance Recoverable On										16 Amount in Dispute included in Column 15	Reinsurance Payable		19 Net Amount Recoverable From Reinsurers Cols. 15 - [17 + 18]	20 Funds Held by Company Under Reinsurance Treaties
						7 Paid Losses	8 Paid LAE	9 Known Case Loss Reserves	10 Known Case LAE Reserves	11 IBNR Loss Reserves	12 IBNR LAE Reserves	13 Unearned Premiums	14 Contingent Commis- sions	15 Columns 7 through 14 Totals	17 Ceded Balances Payable		18 Other Amounts Due to Reinsurers			
AA-3190829	00000	MARKEL BERUMUDA LTD	BMU		101	(21)	15	194	16	12	1	15		232		(24)	255			
AA-3190715	00000	METAL WORKERS INS LTD	BMU																	
AA-3190261	00000	MICHIGAN ASSUR LTD	BMU																	
AA-3190588	00000	MILESTONE INS. CO. LTD.	BMU																	
AA-1120980	00000	MINSTER INS CO LTD	GBR																	
AA-4690615	00000	MISR INS. CO.	EGY		99					1				1		(2)	3			
AA-1580085	00000	MITSUI SUMITOMO INS CO	JPN					16		83				99			99			
AA-1121410	00000	MITSUI SUMITOMO INS CO	GBR		(368)	12	7	1	2	1	1			23	368		(345)			
AA-1320222	00000	MMA IARD ASSUR MUTUELLES	FRA																	
AA-1460019	00000	MS AMLIN AG	CHE		1,981	1,371	80	5,001	86	2,063	207	(10)		8,798	(178)		8,976			
AA-1340165	00000	MUNCHENER RUECKVERSICHERUNGS	DEU		19,205	2,014	42	5,111	171	4,641	575	7,929		20,483	2,169		18,314			
AA-1120011	00000	MUNICH REINS CO	GBR		184					12	1	194		207	182		25			
AA-3190120	00000	MUTUAL REINS CO LTD	BMU																	
AA-3190280	00000	N. I. LIMITED	BMU							3	1			4			4			
AA-3770072	00000	NAT'L ENVIRONMENTAL INS.	CYM											1			1			
AA-1129999	00000	NATIONAL CAS OF AMERICA	GBR			23	(16)	27	5	6	7			52			52			
AA-3770167	00000	NATIONAL CONTRACTORS INS CO	CYM		98,607	10,987	3,099	41,689	7,245	73,666	21,538	10,069		168,293	14,746		153,547	24,293		
AA-3774174	00000	NATIONAL FOUNDERS INS CO	CYM																	
AA-5310005	00000	NATIONALE BORG REINS NV	CWJ		1			29		120	3			152			152			
AA-1380115	00000	NATL BORG MIJ N V	ANT																	
AA-3190869	00000	NEW CASTLE REINS. CO. LTD.	BMU																	
AA-3774175	00000	NEW CON INS. CO.	CYM		21,337	3,130	761	10,015	2,026	21,612	7,321	14,909		59,774	19,896		39,878	597		
AA-1120015	00000	NEW HAMPSHIRE INS. CO.	GBR							13				13			13			
AA-5340660	00000	NEW INDIA ASSUR CO.	IND		55											(56)	56			
AA-3610030	00000	NEW LONDON REINS CO LTD	KNA							31	37			68			68			
AA-3199994	00000	NIGHTENGAL RE	BMU		3,566															
AA-1121075	00000	NIPPON INS CO OF EUROPE	GBR																	
AA-1121095	00000	NORTH ATLANTIC INS.	GBR																	
AA-3160147	00000	NORTHERN INS CO LTD	BRB			4	19	5,042	47	1,891	777			7,779			7,779	350		
AA-3770125	00000	NORTHBRIDGE INS. CO.	CYM							40	4			44			44			
AA-3160161	00000	OCEAN INTL RE CO LTD	BRB		42			600	15	16	2	69		702	(7)		709			
AA-1121135	00000	OIC RUN-OFF LTD	GBR																	
AA-3779991	00000	OLD GUARD RE	CYM																	
AA-3774173	00000	OLYMPIC STAR INS CO LTD	CYM							210	111			321			321			
AA-8310022	00000	ORCHID INS LTD	GGY		(189)			20		475	96			592	506		86			
AA-1422010	00000	OSLO RE CO UK LTD	NOR																	
AA-3190131	00000	OWENS INS. LTD.	BMU		9	3,000	(448)			13	1			2,566	(9)		2,575			
AA-1780078	00000	PARTNER RE EUROPE SE	IRL		1,174	116	38	4,979	136	416	11	63		5,760	(357)		6,117			
AA-1780096	00000	PARTNER RE IRE DESIGNATED ACTIVITY	IRL		(65)										8		(8)			
AA-1320265	00000	PARTNER RE SA	FRA		(16)															
AA-1789999	00000	PHARMA INTERNATIONAL INS DAC	IRL							1	1			2			2			
AA-3191285	00000	PICADILLY INS CO	BMU		(243)	19	7	769	75	481	193			1,543			1,543	180		
AA-9240019	00000	PICC PROP & CAS CO LTD	CHN		2	2,837	539	1	90					3,468	19		3,449			
AA-9240065	00000	PICC REINS CO LTD	CHN		(154)										(3)		3			
AA-9240027	00000	PING AN P&C CO OF CHINA LTD	CHN			897	58							955			955			
AA-9640006	00000	POWSZECHNY ZAKLAD UBEZPIECZEN SA	POL																	
AA-3770461	00000	PREMIER PARTNERS GROUP LTD	CYM		5,265	138	4	958	187	2,394	638	3,397		7,716	4,227		3,490	352		
AA-3160106	00000	PROFESSIONAL ASSOCIATES IND CO	BRB		(541)					(64)	(6)			(70)	566		(636)			
AA-1784104	00000	PROSEC / PHARMACIA	IRL																	
AA-1121225	00000	PRUDENTIAL ASSUR CO.	GBR																	

ANNUAL STATEMENT FOR THE YEAR 2023 OF THE ZURICH AMERICAN INSURANCE COMPANY

SCHEDULE F - PART 3

Ceded Reinsurance as of December 31, Current Year (\$000 Omitted)

1 ID Number	2 NAIC Company Code	3 Name of Reinsurer	4 Domiciliary Jurisdiction	5 Special Code	6 Reinsurance Premiums Ceded	Reinsurance Recoverable On										16 Amount in Dispute included in Column 15	Reinsurance Payable		19 Net Amount Recoverable From Reinsurers Cols. 15 - [17 + 18]	20 Funds Held by Company Under Reinsurance Treaties
						7 Paid Losses	8 Paid LAE	9 Known Case Loss Reserves	10 Known Case LAE Reserves	11 IBNR Loss Reserves	12 IBNR LAE Reserves	13 Unearned Premiums	14 Contingent Commis- sions	15 Columns 7 through 14 Totals	17 Ceded Balances Payable		18 Other Amounts Due to Reinsurers			
AA-3191298	00000	QATAR REINS CO LTD	BMU			15	65								80		5	75		
AA-1240051	00000	QBE EUROPE SA/NV	BEL		289	333	15	406	19	190	21	389		1,373		2,637	(1,264)			
AA-1780070	00000	QBE REINSURANCE UK LTD	IRL		(29)					1		11		12		15	(4)			
AA-1120481	00000	QBE UK LTD	GBR		339	(33)	(3)			1				(35)		(2,185)	2,151			
AA-3190545	00000	QUEST INS SOLUTIONS LTD	BMU							2	1			2			2			
AA-1340004	00000	R V VERSICHERUNG AG	DEU		372			133	3	967	21	147		1,271		13	1,258			
AA-1121280	00000	R&Q GAMMA CO LTD	GBR																	
AA-3191356	00000	R&Q RE (BERMUDA) LTD	BMU			242	4	1,650	327	1,999	986			5,207			5,207			
AA-3770036	00000	RAFFLES INS LTD	CYM		224,883	7,305	2,763	113,700	21,462	191,548	74,432	42,958		454,167		868	453,299	58,662		
AA-3774151	00000	RAVEN INS. CO.	CYM		35,489	1,280	1,054	13,896	4,324	60,646	21,825	5,088		108,113		6,386	101,727	3,000		
AA-2730800	00000	REASEGURADORA PATRIA SA	MEX		(236)									1		236	(235)			
AA-3191420	00000	RED LIFE RE LTD	BMU				41		5	41	15			102			102			
AA-3774146	00000	REMBRANDT SPC LTD	CYM																	
AA-3191238	00000	RENAISSANCE RE SPECIALTY US LTD	BMU						2	20	2			24		15	10			
AA-3191275	00000	RGA AMERICAS REINSURANCE CO LTD	BMU																	
AA-1784121	00000	RGA INTERNATIONAL RE CO LTD	IRL																	
AA-1560188	00000	RGA LIFE RE CO OF CANADA	CAN																	
AA-1120583	00000	RIVER RE LTD	GBR																	
AA-1121270	00000	RIVER THAMES INS CO	GBR																	
AA-1120465	00000	RIVERSTONE INS CO	GBR					245		825				1,070			1,070			
AA-1121275	00000	ROYAL & SUN ALLIANCE INS	GBR		(256)											11	(11)			
AA-1720070	00000	SAMPO INS CO PLC	FIN							9	1			10			10			
AA-5420022	00000	SAMSUNG FIRE & MARINE INS	KOR		1,704	1	1		1	76	9	868		955		844	111			
AA-3191114	00000	SATURN INS CO LTD	BMU		1,660	1,625	92	316	41	9	1			2,084		(26)	2,110			
AA-1121295	00000	SCAN REINS CO	GBR																	
AA-1340015	00000	SCOR GLOBAL LIFE DEUTSCHLAND	DEU																	
AA-1320158	00000	SCOR SE	FRA		3,591	521	25	5,428	202	981	25	107		7,289		(234)	7,523			
AA-1120019	00000	SCOR UK CO LTD	GBR		(44)	(10)	10			6	1	3		9		95	(85)			
AA-1121310	00000	SCOTTISH LIGN INS. CO.	GBR			1	(1)	9						11			11			
AA-3190712	00000	SEG INS LTD	BMU		225	18	34	221	41	363	133	36		846		232	614	234		
AA-3770462	00000	SELECT PARTNERS GROUP LTD	CYM		6,920	372	30	1,239	137	3,262	849	720		6,611		40	6,571	436		
AA-3610571	00000	SELECTA INS AND RE CO (CARRIBBEAN)	KNA		377					26	3	142		171		(80)	251			
AA-3779995	00000	SENIOR LIVING INS CO LTD	CYM			9	2	41	8	316	156			532			532	62		
AA-1370046	00000	SI INS (EUROPE) SA	LUX																	
AA-3770174	00000	SIGNATURE INS CO	CYM		64,773	1,405	109	19,055	2,517	20,944	3,752	(756)		47,026		4,568	42,457	1,200		
AA-1440076	00000	SIRIUS INTL INS	SWI		749			11		32	3	120		166		348	(182)			
AA-3191321	00000	SIRIUSPOINT BERMUDA INS CO LTD	BMU			(2)	11	79		2				90			90			
AA-3190969	00000	SOLUTION INS LTD	BMU		(43)	11,471	239	10,224	183	889	100			23,105		33	23,073			
AA-1580110	00000	SOMPO JAPAN NIPPONKOA INS INC	JPN		1,568	83	17		9					109		(89)	199			
AA-1320295	00000	SOREMA-STE.DE REASS.DES A	FRA																	
AA-3770252	00000	SOUTHERN CONSTRUCTION GRP LTD	CYM		30,526	3,905	747	12,468	2,057	24,103	6,978	944		51,201		83	51,118	1,076		
AA-1121360	00000	SOVEREIGN MARINE & GEN	GBR																	
AA-1122005	00000	ST. HELEN'S INS. CO.	GBR																	
AA-3190761	00000	STELLAR INS LTD	BMU		3,200					300	34	1,051		1,385		(19)	1,404			
AA-1374101	00000	STONEFORT RE SA	LUX		10,028	1,219	253	10,636	308	15,195	11,533	3,774		42,919		4,036	38,883			
AA-1121390	00000	STRONGHOLD INS. CO.	GBR			14	2	(6)	(2)	54	64			126			126			
AA-1340045	00000	SWISS GERMANY AG	DEU																	
AA-1560160	00000	SWISS RE CO CANADA	CAN													61	(61)			
AA-1370021	00000	SWISS RE EUROPE SA	LUX		38					1				2			2			
AA-1370020	00000	SWISS RE INTL SE	LUX		47											129	(129)			

ANNUAL STATEMENT FOR THE YEAR 2023 OF THE ZURICH AMERICAN INSURANCE COMPANY

SCHEDULE F - PART 3

Ceded Reinsurance as of December 31, Current Year (\$000 Omitted)

1 ID Number	2 NAIC Company Code	3 Name of Reinsurer	4 Domiciliary Jurisdiction	5 Special Code	6 Reinsurance Premiums Ceded	Reinsurance Recoverable On										16 Amount in Dispute included in Column 15	Reinsurance Payable		19 Net Amount Recoverable From Reinsurers Cols. 15 - [17 + 18]	20 Funds Held by Company Under Reinsurance Treaties
						7 Paid Losses	8 Paid LAE	9 Known Case Loss Reserves	10 Known Case LAE Reserves	11 IBNR Loss Reserves	12 IBNR LAE Reserves	13 Unearned Premiums	14 Contingent Commis- sions	15 Columns 7 through 14 Totals	17 Ceded Balances Payable		18 Other Amounts Due to Reinsurers			
AA-1460146	00000	SWISS REINS CO LTD	CHE		268		7			91	41			139		(131)		271		
AA-1931004	00000	SYDNEY REINS. CO. PTY. LT	AUS																	
AA-5324100	00000	TAIPING REINS CO LTD	HKG		68	86	1							88		(180)		267		
AA-3191220	00000	TELLURIDE INS LTD	BMU			(70)	14	19	8					(29)				(29)		
AA-3770197	00000	TEMPORARY SERVICES INS.	CYM		124,206	8,899	2,321	33,938	7,985	68,063	20,707		(7,221)	134,692		52,135		82,557	9,142	
AA-1121575	00000	TENECOM LTD	GBR																	
AA-3774108	00000	THE FOUNDATION GRP LTD.	CYM		31,358	778	322	11,352	2,419	27,980	8,898	5,526		57,274		8,999		48,275	1,643	
AA-3774126	00000	THE INDEPENDENCE GRP LTD	CYM		12,908	827	135	6,352	1,097	11,533	3,955	3,546		27,444		3,339		24,105	1,557	
AA-3190777	00000	THREE CROWNS INS. CO.	BMU							15	8			22				22		
AA-1460034	00000	TOA 21ST CENTURY REINS CO LTD	CHE		2,958	964	36	606	53	281	31	700		2,671		296		2,375		
AA-1121445	00000	TOKIO MARINE KILN INS LTD	GBR		(57)	24	9	2	3	1	1			40		269		(229)		
AA-1580100	00000	TOKIO MARINE&NICHIDO FIRE	JPN		29	15	3			3		12		33				33		
AA-3190155	00000	TRANSCON INS. LTD.	BMU		871	238	56	939	18	103	12	250		1,615		(175)		1,790		
AA-3190708	00000	TRANSGLOBAL INS. LTD.	BMU																	
AA-3191368	00000	TRANSPORTATION REINS UNDERWRITING C	BMU		2,374	121	22	669	30	335	94	65		1,336		140		1,196		
AA-1120159	00000	TRANSRE LONDON LTD	GBR		52											(52)		52	17	
AA-1121375	00000	TRAVELERS INS. CO. LTD	GBR																	
AA-1280001	00000	TRYG INS. CO.	DNK		35					20	2	71		94		364		(271)		
AA-1120431	00000	TUREGUM INS CO (UK)	GBR							1	1			1				1		
AA-3770526	00000	ULTRA INS (CAYMAN), LTD	CYM		1,973	459	59	1,376	132	2,521	501	(75)		4,973		499		4,474		
AA-1420080	00000	UNI MUTUAL GENERAL INS.	NOR					20		72				92				92		
AA-1121480	00000	UNIONAMERICA INS CO LTD	GBR							1	1			2				2		
AA-3771163	00000	UNITED TRADES INS. CO.	CYM																	
AA-3190580	00000	UNIVERSAL RE BERMUDA	BMU			(5)								(5)				(5)		
AA-1460006	00000	VALIDUS RE (SWITZERLAND) LTD	CHE		2,063	3,261	254	6,454	417	2,224	456	113		13,178		(33)		13,211		
AA-3190870	00000	VALIDUS RE LTD	BMU		4,843	360	111	1,421	471	7,622	2,541	728		13,255		124		13,132		
AA-3770282	00000	VALLEY INDEMNITY LTD	CYM		26,630	557	144	12,086	2,141	22,228	6,566	837		44,559		1,411		43,148	1,340	
AA-3191432	00000	VANTAGE RISK LTD	BMU		366															
AA-1460175	00000	VERITAS RUCKVERSICHERUNGS	CHE																	
AA-1420147	00000	VESTA REINS. A/S	NOR				7							7				7		
AA-3774134	00000	VISTON INS. CO.	CYM																	
AA-1780111	00000	VITAL BLUE INS DAC	IRL		58	173	15	14	2	152	30			385		67		318	100	
AA-1121525	00000	WALBROOK INS CO	GBR																	
AA-1120740	00000	WASA INTL (UK) INS CO	GBR																	
AA-3194184	00000	WHIRLPOOL INS. CO. LTD.	BMU		(37)													(67)		
AA-3770335	00000	WILDCAT ENERGY INS LTD.	CYM		42,747	2,012	160	16,322	2,082	26,261	6,802	18,287		71,925		12,589		59,336	2,450	
AA-1120386	00000	WORLD AUXILIARY INS.	GBR							7	9			16				16		
AA-3190487	00000	WRENFORD INS CO	BMU			(44)	31							(13)				(13)		
AA-3191315	00000	XL BERMUDA LTD	BMU		10											(11)		11		
AA-1121547	00000	XL INS CO SE	IRL		(69)											69		(69)	489	
AA-1780072	00000	XL RE EUROPE LTD	IRL		1	1,361	51	1,691	95	9	1			3,208		1		3,207		
AA-9610003	00000	ZAVAROVALNICA TRIGLAV D D	SVN		589					21	2	69		92		(396)		488		
AA-1120515	00000	ZURICH LEGACY SOLUTIONS SERVICES UK	GBR																	
2699999. Total Unauthorized - Other Non-U.S. Insurers					2,309,871	160,506	30,619	814,810	143,844	1,508,236	465,631	529,761		3,653,406	8	589,836		3,063,570	232,087	
2899999. Total Unauthorized Excluding Protected Cells (Sum of 2299999, 2399999, 2499999, 2599999 and 2699999)					2,511,186	601,545	105,976	4,905,633	579,039	5,464,414	1,706,369	578,177		13,941,154	26	625,516		13,315,638	681,362	
36-4233459	16535	EFFECTS OF INTERCOMPANY POOLING (FOOTNOTE #26)	NY																	
2999999. Total Certified - Affiliates - U.S. Intercompany Pooling																				
3299999. Total Certified - Affiliates - U.S. Non-Pool																				

ANNUAL STATEMENT FOR THE YEAR 2023 OF THE ZURICH AMERICAN INSURANCE COMPANY

SCHEDULE F - PART 3

Ceded Reinsurance as of December 31, Current Year (\$000 Omitted)

1 ID Number	2 NAIC Company Code	3 Name of Reinsurer	4 Domiciliary Jurisdiction	5 Special Code	6 Reinsurance Premiums Ceded	Reinsurance Recoverable On										16 Amount in Dispute included in Column 15	Reinsurance Payable		19 Net Amount Recoverable From Reinsurers Cols. 15 - [17 + 18]	20 Funds Held by Company Under Reinsurance Treaties	
						7 Paid Losses	8 Paid LAE	9 Known Case Loss Reserves	10 Known Case LAE Reserves	11 IBNR Loss Reserves	12 IBNR LAE Reserves	13 Unearned Premiums	14 Contingent Commis- sions	15 Columns 7 through 14 Totals	17 Ceded Balances Payable		18 Other Amounts Due to Reinsurers				
3599999. Total Certified - Affiliates - Other (Non-U.S.)																					
3699999. Total Certified - Affiliates																					
CR-3194128	00000	ALLIED WORLD ASSUR CO	BMU							27	2				29			29			
CR-3194126	00000	ARCH REINS LTD	BMU		518	39		1		6	1				46	6		40			
CR-1460018	00000	CATLIN RE SWITZERLAND LTD	CHE		(4)	70	1	31	1	51	1		1		156	(5)		160			
CR-1460018	00000	CATLIN RE SWITZERLAND LTD	CHE		(3)	24	1	24	1	103	1				154	(4)		158			
CR-3190770	00000	CHUBB TEMPEST RE LTD	BMU		10	65		1							66	11		56	3		
CR-3194122	00000	DAVINCI REINS LTD	BMU		1,805					457	51				508			508			
CR-3194101	00000	EVEREST RE BERMUDA LTD	BMU		9,468	4,589	779	26,773	3,369	80,249	18,134			3,666	137,560	950		136,609			
CR-3190060	00000	HANNOVER RE BERMUDA LTD	BMU		12	78		1							79	13		69			
CR-3190060	00000	HANNOVER RE BERMUDA LTD	BMU		3,771	293	11	1,096		557	4,816	549		496	7,818	35		7,782			
CR-1340125	00000	HANNOVER RUECK SE	DEU							27					27			27			
CR-1340125	00000	HANNOVER RUECK SE	DEU		9,117	5,159	495	28,624	1,112	13,501	1,697			1,074	51,661	(2,565)		54,225			
CR-3190875	00000	HISCOX INS CO (BERMUDA) LTD	BMU		1,538	448	40	1,405		689	85				2,709	4		2,705			
CR-3190829	00000	MARKEL BERMUDA LTD	BMU			1									1						
CR-1340165	00000	MUNCHENER RUECKVERSICHERUNGS	DEU		26,092	8,692	1,015	61,107	4,042	126,320	17,988			3,695	222,859	(1,224)		224,082			
CR-1460100	00000	NEW REINSURANCE COMPANY LTD.	CHE		9																
CR-3190686	00000	PARTNER RE CO LTD	BMU		603	1		1		284	36				322			322			
CR-1780078	00000	PARTNER RE EUROPE SE	IRL		131		1	123		185	20				372	(133)		506			
CR-1460023	00000	RENAISSANCE RE EUROPE AG	CHE		2,930	118	6	915	193	187	21		221		1,661	(251)		1,912			
CR-3190339	00000	RENAISSANCE RE LTD	BMU		2,716	1	1	197		874	79				1,152	(255)		1,407			
CR-1460146	00000	SWISS REINS CO LTD	CHE		(6)	70				70	4				74			74			
CR-1460146	00000	SWISS REINS CO LTD	CHE		8,608	12,678	3,157	60,847	9,072	78,737	30,113			2,288	196,893	(62)		196,954			
CR-1120159	00000	TRANSRE LONDON LTD	GBR		29										(1)			(1)			
CR-3191315	00000	XL BERMUDA LTD	BMU		24	94		1							95	15		80			
CR-3191315	00000	XL BERMUDA LTD	BMU		249																
CR-1780072	00000	XL RE EUROPE LTD	IRL		5,266	102	2	65	5	510	57			1,401	2,142	560		1,582			
4099999. Total Certified - Other Non-U.S. Insurers					72,884	32,451	5,508	181,212	18,441	307,091	68,838			12,841	626,382	(2,903)		629,285	3		
4299999. Total Certified Excluding Protected Cells (Sum of 3699999, 3799999, 3899999, 3999999 and 4099999)					72,884	32,451	5,508	181,212	18,441	307,091	68,838			12,841	626,382	(2,903)		629,285	3		
36-4233459	16535	EFFECTS OF INTERCOMPANY POOLING (FOOTNOTE #26)	NY																		
4399999. Total Reciprocal Jurisdiction - Affiliates - U.S. Intercompany Pooling																					
4699999. Total Reciprocal Jurisdiction - Affiliates - U.S. Non-Pool																					
RJ-3190947	00000	ZURICH GLOBAL LTD	BMU		5,908,188	75,381	2,014	258,155	11,084	350,288	29,627			453,443	1,179,992	169,213		1,010,779			
RJ-1460190	00000	ZURICH INS CO - GCIE	CHE		1,023,932	207,279		472,261	39,629	1,480,115	226,099		(13)		2,425,371	539,924		1,885,447			
4899999. Total Reciprocal Jurisdiction - Affiliates - Other (Non-U.S.) - Other					6,932,120	282,660	2,014	730,416	50,714	1,830,403	255,726			453,430	3,605,363	709,136		2,896,226			
4999999. Total Reciprocal Jurisdiction - Affiliates - Other (Non-U.S.)					6,932,120	282,660	2,014	730,416	50,714	1,830,403	255,726			453,430	3,605,363	709,136		2,896,226			
5099999. Total Reciprocal Jurisdiction - Affiliates					6,932,120	282,660	2,014	730,416	50,714	1,830,403	255,726			453,430	3,605,363	709,136		2,896,226			
RJ-3194128	00000	ALLIED WORLD ASSUR CO	BMU		19					1					(1)						
RJ-3194126	00000	ARCH REINS LTD	BMU		1,265	51	1	31	2	129	14				938	252		686			
RJ-3191352	00000	ASCOT BERMUDA LTD	BMU		290					116	13				199	38		161			
RJ-3194168	00000	ASPEN BERMUDA LTD	BMU		6,095	344	14	855	2	459	51		(15)		1,711	114		1,597			
RJ-3191435	00000	CONDUIT REINS LTD	BMU		9,414	10	3	87	17	2,868	739			3,550	7,273	1,217		6,056			
RJ-1120191	00000	CONVEX INS UK LTD	GBR		3,870	77	1	47	3	312	35			1,580	2,055	428		1,627			
RJ-3191400	00000	CONVEX RE LTD	BMU		9,852	629	19	2,565	5	1,089	122		(74)		4,354	63		4,292			
RJ-3194122	00000	DAVINCI REINS LTD	BMU		12,276					139	15				206	213		(7)			
RJ-1340028	00000	DEVK (DEVK RUCKVERSICHERUNGS UND BE	DEU		852					132	15			(5)	141	54		87			
RJ-3194101	00000	EVEREST RE BERMUDA LTD	BMU		71,868	605	29	1,038	229	20,551	3,789			32,907	59,148	12,440		46,708			

22.18

ANNUAL STATEMENT FOR THE YEAR 2023 OF THE ZURICH AMERICAN INSURANCE COMPANY

SCHEDULE F - PART 3

Ceded Reinsurance as of December 31, Current Year (\$000 Omitted)

1 ID Number	2 NAIC Company Code	3 Name of Reinsurer	4 Domiciliary Jurisdiction	5 Special Code	6 Reinsurance Premiums Ceded	Reinsurance Recoverable On										16 Amount in Dispute included in Column 15	Reinsurance Payable		19 Net Amount Recoverable From Reinsurers Cols. 15 - [17 + 18]	20 Funds Held by Company Under Reinsurance Treaties
						7 Paid Losses	8 Paid LAE	9 Known Case Loss Reserves	10 Known Case LAE Reserves	11 IBNR Loss Reserves	12 IBNR LAE Reserves	13 Unearned Premiums	14 Contingent Commis- sions	15 Columns 7 through 14 Totals	17 Ceded Balances Payable		18 Other Amounts Due to Reinsurers			
RJ-3191437	00000	GROUP ARK INS LTD	BMU		3,023					10	1	30		41		123		(82)		
RJ-3190060	00000	HANNOVER RE BERMUDA LTD	BMU		6,863					611	66	1,143		1,820		685		1,135		
RJ-1340125	00000	HANNOVER RUECK SE	DEU		20,601	547	16	1,788	23	2,378	264	4,085		9,103		665		8,438		
RJ-3190875	00000	HISCOX INS CO (BERMUDA) LTD	BMU		3,059					232	25	5		263		43		220		
RJ-3190871	00000	LANCASHIRE INS. CO. LTD.	BMU		3,236	3	1	29	6	1,141	256	1,180		2,616		358		2,257		
RJ-3190917	00000	LIBERTY SPECIALTY MARKETS BERMUDA	BMU		103					5		(5)		(1)		(2)		1		
RJ-1127084	00000	LLOYDS SYNDICATE #1084	GBR		1,160					161	15	408		585		171		414		
RJ-1127183	00000	LLOYDS SYNDICATE #1183	GBR		1,344															
RJ-1120085	00000	LLOYDS SYNDICATE #1274	GBR		156															
RJ-1127301	00000	LLOYDS SYNDICATE #1301	GBR		6,156	482	20	1,197	2	595	67	506		2,869		55		2,814		
RJ-1127414	00000	LLOYDS SYNDICATE #1414	GBR		119					9	1	75		85		16		69		
RJ-1120102	00000	LLOYDS SYNDICATE #1458	GBR		41					5	1			5				5		
RJ-1120197	00000	LLOYDS SYNDICATE #1609-ASTA MANAGIN	GBR		156															
RJ-1120198	00000	LLOYDS SYNDICATE #1618	GBR		730															
RJ-1120171	00000	LLOYDS SYNDICATE #1856	GBR		187															
RJ-1120054	00000	LLOYDS SYNDICATE #1886	GBR		341					53	6	(2)		57		22		35		
RJ-1120083	00000	LLOYDS SYNDICATE #1910	GBR		334					44	4	246		295		132		162		
RJ-1128001	00000	LLOYDS SYNDICATE #2001	GBR		5,323					263	29	8		301		38		263		
RJ-1128003	00000	LLOYDS SYNDICATE #2003	GBR		7					(1)				(1)				(1)		
RJ-1128010	00000	LLOYDS SYNDICATE #2010	GBR		175					16	2			18		(56)		74		
RJ-1128623	00000	LLOYDS SYNDICATE #2623	GBR		170					13	1	(5)		8		(69)		77		
RJ-1128791	00000	LLOYDS SYNDICATE #2791	GBR		1,190					112	12			124		59		65		
RJ-1128987	00000	LLOYDS SYNDICATE #2987	GBR		1,325					53	6	8		67		62		5		
RJ-1129000	00000	LLOYDS SYNDICATE #3000	GBR		28					6		(3)		3		(1)		4		
RJ-1126033	00000	LLOYDS SYNDICATE #33	GBR		2,202					51	6	149		205		192		13		
RJ-1120116	00000	LLOYDS SYNDICATE #3902	GBR		1,095					7		(5)		2		(2)		4		
RJ-1126005	00000	LLOYDS SYNDICATE #4000	GBR		19					(3)				(3)				(3)		
RJ-1120075	00000	LLOYDS SYNDICATE #4020	GBR		49					9	1	(2)		8		1		7		
RJ-1126004	00000	LLOYDS SYNDICATE #4444	GBR		72					10		(5)		4		(2)		6		
RJ-1126006	00000	LLOYDS SYNDICATE #4472	GBR		3,807									10		40		(30)		
RJ-1120090	00000	LLOYDS SYNDICATE #4711	GBR		398			1		37	4	134		177		172		5		
RJ-1126566	00000	LLOYDS SYNDICATE #566	GBR		128					10		(6)		4		(1)		5		
RJ-1126623	00000	LLOYDS SYNDICATE #623	GBR		16					2				2		(15)		16		
RJ-1840000	00000	MAPFRE RE CIA DE REASEGUROS	ESP		22,252	1,334	39	5,177	13	2,266	255	1,123		10,208		516		9,692		
RJ-1460019	00000	MS AMLIN AG	CHE		8,792	205	4	126	8	1,051	117	2,812		4,322		943		3,379		
RJ-1340165	00000	MUNCHENER RUECKVERSICHERUNGS	DEU		108,975	171	31	1,165	476	20,652	2,762	39,648		64,905		15,610		49,295		
RJ-1460100	00000	NEW REINSURANCE COMPANY LTD.	CHE		3															
RJ-3190686	00000	PARTNER RE CO LTD	BMU		2,301															
RJ-1780078	00000	PARTNER RE EUROPE SE	IRL		152					61	7			67		2		66		
RJ-1460023	00000	RENAISSANCE RE EUROPE AG	CHE		636					50	6	426		482		(11)		493		
RJ-3190339	00000	RENAISSANCE RE LTD	BMU		8,270					139	15	34		188		142		46		
RJ-1320158	00000	SCOR SE	FRA		12,943	230	4	142	9	952	106	3,485		4,930		1,456		3,474		
RJ-1460146	00000	SWISS REINS CO LTD	CHE		72,272	550	23	692	93	17,463	3,579	22,783		45,184		9,000		36,184		
RJ-1120159	00000	TRANSRE LONDON LTD	GBR		5,224	179	3	110	7	487	55	2,472		3,314		883		2,430		
RJ-1460006	00000	VAL IDUS RE (SWITZERLAND) LTD	CHE		31,437	548	23	2,005	52	8,253	2,071	10,964		23,916		4,155		19,761		
RJ-3190870	00000	VAL IDUS RE LTD	BMU		13,798					55	6	77		138		320		(182)		
RJ-3191388	00000	VERMEER RE LTD	BMU		1,605															
RJ-3191315	00000	XL BERMUDA LTD	BMU		3,163					87	10	13		110		(34)		145		
5499999. Total Reciprocal Jurisdiction - Other Non-U.S. Insurers					471,240	5,965	232	17,056	949	83,140	14,547	130,567		252,455		50,485		201,970		

ANNUAL STATEMENT FOR THE YEAR 2023 OF THE ZURICH AMERICAN INSURANCE COMPANY

SCHEDULE F - PART 3

Ceded Reinsurance as of December 31, Current Year (\$000 Omitted)

1 ID Number	2 NAIC Com- pany Code	3 Name of Reinsurer	4 Domiciliary Jurisdiction	5 Special Code	6 Reinsurance Premiums Ceded	Reinsurance Recoverable On								16 Amount in Dispute included in Column 15	Reinsurance Payable		19 Net Amount Recoverable From Reinsurers Cols. 15 - [17 + 18]	20 Funds Held by Company Under Reinsurance Treaties	
						7 Paid Losses	8 Paid LAE	9 Known Case Loss Reserves	10 Known Case LAE Reserves	11 IBNR Loss Reserves	12 IBNR LAE Reserves	13 Unearned Premiums	14 Contingent Commis- sions		15 Columns 7 through 14 Totals	17 Ceded Balances Payable			18 Other Amounts Due to Reinsurers
5699999. Total Reciprocal Jurisdiction Excluding Protected Cells (Sum of 5099999, 5199999, 5299999, 5399999 and 5499999)					7,403,360	288,625	2,246	747,472	51,662	1,913,543	270,273	583,997		3,857,818		759,622		3,098,196	
5799999. Total Authorized, Unauthorized, Reciprocal Jurisdiction and Certified Excluding Protected Cells (Sum of 1499999, 2899999, 4299999 and 5699999)					10,715,152	1,179,848	133,226	6,452,846	703,576	8,549,447	2,269,574	1,449,208		20,737,724	1,238	1,822,500		18,915,225	708,044
5899999. Total Protected Cells (Sum of 1399999, 2799999, 4199999 and 5599999)																			
9999999 Totals					10,715,152	1,179,848	133,226	6,452,846	703,576	8,549,447	2,269,574	1,449,208		20,737,724	1,238	1,822,500		18,915,225	708,044

ANNUAL STATEMENT FOR THE YEAR 2023 OF THE ZURICH AMERICAN INSURANCE COMPANY

SCHEDULE F - PART 3 (Continued)

Ceded Reinsurance as of December 31, Current Year (\$000 Omitted)
(Credit Risk)

ID Number From Col. 1	Name of Reinsurer From Col. 3	Collateral				25 Total Funds Held, Payables & Collateral	26 Net Recoverable Net of Funds Held & Collateral	27 Applicable Sch. F Penalty (Col. 78)	Ceded Reinsurance Credit Risk									
		21 Multiple Beneficiary Trusts	22 Letters of Credit	23 Issuing or Confirming Bank Reference Number	24 Single Beneficiary Trusts & Other Allowable Collateral				28 Total Amount Recoverable from Reinsurers Less Penalty (Cols. 15-27)	29 Stressed Recoverable (Col. 28 * 120%)	30 Reinsurance Payable & Funds Held (Cols. 17+18+20; but not in excess of Col. 29)	31 Stressed Net Recoverable (Cols. 29-30)	32 Total Collateral (Cols. 21+22 + 24, not in Excess of Col. 31)	33 Stressed Net Recoverable Net of Collateral Offsets (Cols. 31-32)	34 Reinsurer Designation Equivalent	35 Credit Risk on Collateralized Recoverables (Col. 32 * Factor Applicable to Reinsurer Designation Equivalent in Col. 34)	36 Credit Risk on Un-collateralized Recoverables (Col. 33 * Factor Applicable to Reinsurer Designation Equivalent in Col. 34)	
36-6071400	AMERICAN GUARANTY & LIABILITY INSURANCE COMPANY					47,629			XXX	XXX	XXX	XXX	XXX	XXX	XXX	XXX	XXX	XXX
36-3141762	AMERICAN ZURICH INSURANCE COMPANY					30,396			XXX	XXX	XXX	XXX	XXX	XXX	XXX	XXX	XXX	XXX
52-1096670	COLONIAL AMERICAN CASUALTY & SURETY					(1)			XXX	XXX	XXX	XXX	XXX	XXX	XXX	XXX	XXX	XXX
36-4233459	EFFECTS OF INTERCOMPANY POOLING (FOOTNOTE #26)							5,253	XXX	XXX	XXX	XXX	XXX	XXX	XXX	XXX	XXX	XXX
47-6022701	EMPIRE FIRE & MARINE INSURANCE					6,196			XXX	XXX	XXX	XXX	XXX	XXX	XXX	XXX	XXX	XXX
73-6091717	EMPIRE INDEMNITY INSURANCE COMPANY					1			XXX	XXX	XXX	XXX	XXX	XXX	XXX	XXX	XXX	XXX
13-3046577	FIDELITY & DEPOSIT COMPANY OF MARYLAND					2,419			XXX	XXX	XXX	XXX	XXX	XXX	XXX	XXX	XXX	XXX
41-1375004	RURAL COMMUNITY INSURANCE COMPANY								XXX	XXX	XXX	XXX	XXX	XXX	XXX	XXX	XXX	XXX
52-0981481	STEADFAST INSURANCE COMPANY					24,019			XXX	XXX	XXX	XXX	XXX	XXX	XXX	XXX	XXX	XXX
43-1249228	UNIVERSAL UNDERWRITERS INSURANCE COMPANY					19,084			XXX	XXX	XXX	XXX	XXX	XXX	XXX	XXX	XXX	XXX
36-3139101	UNIVERSAL UNDERWRITERS OF TEXAS								XXX	XXX	XXX	XXX	XXX	XXX	XXX	XXX	XXX	XXX
36-4233459	ZURICH AMERICAN INSURANCE COMPANY								XXX	XXX	XXX	XXX	XXX	XXX	XXX	XXX	XXX	XXX
36-2781080	ZURICH AMERICAN INSURANCE COMPANY OF ILLINOIS					2,909			XXX	XXX	XXX	XXX	XXX	XXX	XXX	XXX	XXX	XXX
0199999	Total Authorized - Affiliates - U.S. Intercompany Pooling			XXX		132,650		5,253	XXX	XXX	XXX	XXX	XXX	XXX	XXX	XXX	XXX	XXX
36-6071400	AMERICAN GUARANTY & LIABILITY INSURANCE COMPANY						4,886		XXX	XXX	XXX	XXX	XXX	XXX	XXX	XXX	XXX	XXX
13-3046577	FIDELITY & DEPOSIT COMPANY OF MARYLAND						1		XXX	XXX	XXX	XXX	XXX	XXX	XXX	XXX	XXX	XXX
52-0981481	STEADFAST INSURANCE COMPANY					(37)			XXX	XXX	XXX	XXX	XXX	XXX	XXX	XXX	XXX	XXX
95-2575892	TRUCK INSURANCE EXCHANGE					(39)	59,702		XXX	XXX	XXX	XXX	XXX	XXX	XXX	XXX	XXX	XXX
43-1249228	UNIVERSAL UNDERWRITERS INSURANCE COMPANY					(2)			XXX	XXX	XXX	XXX	XXX	XXX	XXX	XXX	XXX	XXX
36-4233459	ZURICH AMERICAN INSURANCE COMPANY								XXX	XXX	XXX	XXX	XXX	XXX	XXX	XXX	XXX	XXX
0399999	Total Authorized - Affiliates - U.S. Non-Pool - Other			XXX		(79)	64,589		XXX	XXX	XXX	XXX	XXX	XXX	XXX	XXX	XXX	XXX
0499999	Total Authorized - Affiliates - U.S. Non-Pool			XXX		(79)	64,589		XXX	XXX	XXX	XXX	XXX	XXX	XXX	XXX	XXX	XXX
0799999	Total Authorized - Affiliates - Other (Non-U.S.)			XXX														
0899999	Total Authorized - Affiliates			XXX		132,571	64,589	5,253								XXX		
95-2371728	ACE AMERICAN INS CO					(1,037)	5,924		4,887	5,865	(1,037)	6,901		6,901	1			110
06-0237820	ACE PROPERTY AND CASUALTY					(6)	3,825	64	3,754	4,505	(6)	4,511		4,511	1			72
75-1940467	ACIG INS CO				16,655	7,307			7,307	8,768		8,768	8,768				246	
36-6033855	AGCS MARINE INS CO					1			1	1	1				2			
02-0309086	AIG SPECIALTY INS CO														3			
95-3187355	ALLIANZ GLOBAL RISKS US INS CO					2,446		1	2,444	2,933	2,933				2			
94-6078058	ALLIANZ REINS AMERICA INC														6			
95-4387273	ALLIED WORLD ASSUR CO US INC														3			
06-1182357	ALLIED WORLD INS CO					301	12,422		12,723	15,268	301	14,966		14,966	3			419
36-0719665	ALLSTATE INS. CO.						344		344	413		413		413	2			9
36-2661954	AMERICAN AGRICULTURAL INS CO	12				30			30	36	17	18	12		6			
52-2048110	AMERICAN ALTERNATIVE INS														3			
59-0593886	AMERICAN BANKERS INS. CO.					(9)									2			
13-5124990	AMERICAN HOME ASSUR CO.					(84)	96	19			(84)	84		84	3			2
35-0145400	AMERICAN STATES INS.														3			
35-0145825	AMERICAN UNITED LIFE INS.				786	786	379		1,165	1,398		1,398	786		612		17	13
38-0829210	AMERISURE MUTUAL INS.														3			
43-0990710	ARCH INS. CO.					(46)	52	10			(46)	46		46	2			1

ANNUAL STATEMENT FOR THE YEAR 2023 OF THE ZURICH AMERICAN INSURANCE COMPANY

SCHEDULE F - PART 3 (Continued)

Ceded Reinsurance as of December 31, Current Year (\$000 Omitted)
(Credit Risk)

ID Number From Col. 1	Name of Reinsurer From Col. 3	Collateral				25 Total Funds Held, Payables & Collateral	26 Net Recoverable Net of Funds Held & Collateral	27 Applicable Sch. F Penalty (Col. 78)	Ceded Reinsurance Credit Risk								
		21 Multiple Beneficiary Trusts	22 Letters of Credit	23 Issuing or Confirming Bank Reference Number	24 Single Beneficiary Trusts & Other Allowable Collateral				28 Total Amount Recoverable from Reinsurers Less Penalty (Cols. 15-27)	29 Stressed Recoverable (Col. 28 * 120%)	30 Reinsurance Payable & Funds Held (Cols. 17+18+20; but not in excess of Col. 29)	31 Stressed Net Recoverable (Cols. 29-30)	32 Total Collateral (Cols. 21+22 + 24, not in Excess of Col. 31)	33 Stressed Net Recoverable Net of Collateral Offsets (Cols. 31-32)	34 Reinsurer Designation Equivalent	35 Credit Risk on Collateralized Recoverables (Col. 32 * Factor Applicable to Reinsurer Designation Equivalent in Col. 34)	36 Credit Risk on Un-collateralized Recoverables (Col. 33 * Factor Applicable to Reinsurer Designation Equivalent in Col. 34)
06-1430254	ARCH REINS. CO.					105	16,480		16,585	19,902	105	19,797		19,797	2.		416
94-1390273	ARGONAUT INS. CO.														4.		
13-5358230	ARROWOOD IND CO														6.		
84-0583213	ASCOT INS CO					(89)	89				(89)	89		89	3.		2
75-2344200	ASPEN AMER INS CO					1,410	13,527	2,705	12,232	14,678	1,410	13,268		13,268	3.		372
13-4934590	ATLANTIC MUTUAL INS														6.		
39-1338397	AXIS INS CO						430	86	344	413		413		413	3.		12
51-0434766	AXIS REINS CO					6,524	118,494	70	124,947	149,937	6,524	143,413		143,413	3.		4,016
23-1502700	BEDIVERE INS CO						85	17	68	82		82		82	6.		10
47-0574325	BERKLEY INS CO					1,663	48,421	31	50,053	60,064	1,663	58,401		58,401	2.		1,226
43-1432586	BERKLEY REGIONAL INS CO						4		4	4		4		4	2.		
51-0400307	BERKSHIRE HATHAWAY DIRECT INS CO														1.		
63-0202590	BERKSHIRE HATHAWAY SPECIALTY INS CO					(74)	543		469	563	(74)	637		637	1.		10
23-1620930	BONDSMAN INSURANCE CO.														6.		
13-1701424	CA COMP CAS CO														6.		
23-2044256	CANADA LIFE REINS CO														2.		
39-0971527	CAPITOL INDEMNITY CORP.														3.		
13-3531373	CERITY INSURANCE COMPANY					193	1,061	212	1,042	1,250	193	1,057		1,057	4.		35
52-0266645	CLARENDON NATL					2,850	6,953	10	6,944	8,333	4,103	4,230		2,850	6.	86	166
98-0033230	CODAN INS CO														6.		
36-2994662	COLISEUM RE CO					1	51	10	42	51	1	49		49	6.		6
06-0303370	CONNECTICUT GENERAL LIFE						18		18	22		22		22	3.		1
36-2114545	CONTINENTAL CASUALTY INS					(462)	2,375		1,913	2,295	(462)	2,757		2,757	3.		77
31-1191023	CONTINENTAL IND CO					2,741			2,741	3,290	3,290				4.		
13-5010440	CONTINENTAL INS CO					90			90	108	108				3.		
91-6027360	DAIRYLAND AMERICAN INS CO														2.		
61-0654823	DELTA AMERICA REINS.														6.		
13-2725603	DOMINION INS. CO.														6.		
38-2145898	DORINCO REINS CO														3.		
39-0264050	EMPLOYERS INS OF WA					(40)	446	1	406	487	(40)	526		526	3.		15
42-0234980	EMPLOYERS MUTUAL CASUALTY					(37)	46		8	10	(37)	47		47	3.		1
03-0350908	ENDURANCE AMER INS CO														2.		
35-2293075	ENDURANCE ASSURANCE CORP					4,656	137,054		141,709	170,051	4,656	165,396		165,396	2.		3,473
25-6038677	ERIE INS EXCHANGE														2.		
36-2950161	EVANSTON INS CO	1,988				2,301			2,301	2,761	313	2,448	1,988	460	3.	56	13
22-2660372	EVEREST NATIONAL INS CO					75			75	90	90				2.		
22-2005057	EVEREST REINS CO					8,467	241,638	2	250,103	300,123	8,467	291,656		291,656	2.		6,125
23-2153760	EXCALIBUR RE CORP														6.		
05-0316605	FACTORY MUTUAL INS CO														2.		
13-3333610	FAIR AMERICAN INS & RE CO														1.		
13-2915260	FARMERS GROUP P&C INS. CO.						2		2	2		2		2	3.		
13-1963496	FEDERAL INS CO					143	2,219	444	1,918	2,302	143	2,159		2,159	1.		35
13-2710717	FINANCIAL GUAR INS. CO.					(1)									6.		
06-1325038	FINIAL RE CO						1,726		1,726	2,071		2,071		2,071	4.		68

ANNUAL STATEMENT FOR THE YEAR 2023 OF THE ZURICH AMERICAN INSURANCE COMPANY

SCHEDULE F - PART 3 (Continued)

Ceded Reinsurance as of December 31, Current Year (\$000 Omitted)
(Credit Risk)

ID Number From Col. 1	Name of Reinsurer From Col. 3	Collateral				25 Total Funds Held, Payables & Collateral	26 Net Recoverable Net of Funds Held & Collateral	27 Applicable Sch. F Penalty (Col. 78)	Ceded Reinsurance Credit Risk							
		21 Multiple Beneficiary Trusts	22 Letters of Credit	23 Issuing or Confirming Bank Reference Number	24 Single Beneficiary Trusts & Other Allowable Collateral				28 Total Amount Recoverable from Reinsurers Less Penalty (Cols. 15-27)	29 Stressed Recoverable (Col. 28 * 120%)	30 Reinsurance Payable & Funds Held (Cols. 17+18+20; but not in excess of Col. 29)	31 Stressed Net Recoverable (Cols. 29-30)	32 Total Collateral (Cols. 21+22 + 24, not in Excess of Col. 31)	33 Stressed Net Recoverable Net of Collateral Offsets (Cols. 31-32)	34 Reinsurer Designation Equivalent	35 Credit Risk on Collateralized Recoverables (Col. 32 * Factor Applicable to Reinsurer Designation Equivalent in Col. 34)
94-1610280	FIREMAN'S FUND INS					9		9	11		11	11	2			
04-1867050	FIRST ALLMERICA FIN LIFE					228		228	274		274	274	3		8	
43-1898350	FLETCHER REINSURANCE COMPANY					55		55	66		66	66	6		8	
13-2673100	GENERAL RE CORP				534	33,622	20	34,136	40,964	534	40,429	40,429	1		647	
13-2572994	GENERAL RE LIFE CORP	12			12			12	14		14	14	1			
13-3029255	GENERAL SECURITY NATL INS CO												3			
13-1958482	GENERAL STAR NATIONAL INSURANCE CO					27	5	22	26		26	26	1			
13-5617450	GENERALI (US BRANCH)					721	144	577	692		692	692	3		19	
13-6107326	GLOBAL REINS CORP												6			
13-5009848	GLOBAL REINS CORP OF AMERICA												6			
31-0501234	GREAT AMERICAN INS.				40	1,447	289	1,197	1,436	40	1,397	1,397	2		29	
95-1479095	GREENWICH INS. CO.					108	22	86	104		104	104	2		2	
13-5123390	GUARDIAN LIFE INS CO OF AMER					2		2	3		3	3	1			
42-0645088	GUIDEONE MUTUAL INS.												4			
59-2859797	HANNOVER LIFE REASSUR	4,003			3,991			3,991	4,789	(12)	4,801	4,003	2		84	
13-5129825	HANOVER INS. CO.												3			
06-0383750	HARTFORD FIRE INS CO				10	328		338	406	10	395	395	2		8	
06-0384680	HARTFORD STEAM & BOILER												1			
30-0409219	HDI GLOBAL INSURANCE CO				(9)	1,250		1,241	1,489	(9)	1,498	1,498	2		31	
74-1296673	HIGHLANDS INS CO												6			
52-1568827	HOMELAND INS CO OF NY												2			
59-1027412	HORACE MANN INS. CO.												3			
20-8249009	HOUSTON SPECIALTY INS CO	859			690			690	828	(168)	997	859	4		5	
52-1739109	HYUNDAI MARINE & FIRE INS												3			
13-3077651	ICM INSURANCE CO												6			
06-1016108	IND INS CO OF NORTH AMER					106		106	127		127	127	1		2	
06-1346380	INDIAN HARBOR INS CO												2			
13-5339725	INS CORP OF NEW YORK								1		1	1	6			
23-0723970	INS. CO. OF NORTH AMERICA					102	20	81	98		98	98	1		2	
36-2259886	INTERSTATE FIRE & CASUALTY CO	1,256			864		8	857	1,028	(391)	1,419	1,256	2		3	
41-0121640	IRONSHORE IND INC				49	6		55	67	49	17	17	3			
22-2227331	LIBERTY INS U/W INC				(1)								3			
04-1924000	LIBERTY MUT FIRE INS CO				(56)	50			(56)		56	56	3		2	
04-1543470	LIBERTY MUTUAL INS				1,227	79,717		80,944	97,133	1,227	95,906	95,906	3		2,685	
23-1503749	LIFE INS CO OF N.A.				(2)								1			
36-1410470	LUMBERMENS MUTUAL CASUALT												6			
36-3347420	MAPFRE INS CO												3			
06-1481194	MARKEL GLOBAL RE CO				395	11,408		11,802	14,163	395	13,768	13,768	3		386	
36-3101262	MARKEL INS CO					4		4	5		5	5	3			
35-0506406	MEDICAL PROTECTIVE CO												1			
13-1916653	MIDLAND INS. CO.												6			
00-0000159	MISC REINSURANCE		247	1001									6			
00-0000002	MISC REINSURANCE				(76)	71			(76)		76	76	6		9	
22-3818012	MITSUMI SUMITOMO INS CO				255	524		778	934		679	679	2		14	

ANNUAL STATEMENT FOR THE YEAR 2023 OF THE ZURICH AMERICAN INSURANCE COMPANY

SCHEDULE F - PART 3 (Continued)

Ceded Reinsurance as of December 31, Current Year (\$000 Omitted)
(Credit Risk)

ID Number From Col. 1	Name of Reinsurer From Col. 3	Collateral				25 Total Funds Held, Payables & Collateral	26 Net Recoverable Net of Funds Held & Collateral	27 Applicable Sch. F Penalty (Col. 78)	Ceded Reinsurance Credit Risk							
		21 Multiple Beneficiary Trusts	22 Letters of Credit	23 Issuing or Confirming Bank Reference Number	24 Single Beneficiary Trusts & Other Allowable Collateral				28 Total Amount Recoverable from Reinsurers Less Penalty (Cols. 15-27)	29 Stressed Recoverable (Col. 28 * 120%)	30 Reinsurance Payable & Funds Held (Cols. 17+18+20; but not in excess of Col. 29)	31 Stressed Net Recoverable (Cols. 29-30)	32 Total Collateral (Cols. 21+22 + 24, not in Excess of Col. 31)	33 Stressed Net Recoverable Net of Collateral Offsets (Cols. 31-32)	34 Reinsurer Designation Equivalent	35 Credit Risk on Collateralized Recoverables (Col. 32 * Factor Applicable to Reinsurer Designation Equivalent in Col. 34)
38-085585	MOTORS INS. CORP.				4,455	2,375	15	2,360	2,832		2,832	2,832	3	79		
36-3985972	MSIG SPECIALTY INS USA INC					77	15	62	74		74	74	2		2	
13-4924125	MUNICH RE AMERICA					3,121		20,519	24,623	3,121	21,502	21,502	2		452	
13-1614399	MUTUAL OF AMER LIFE INS CO							1	1		1	1	3			
06-0493340	NASSAU LIFE INSURANCE CO							2	3		3	3	5			
47-0355979	NAT'L INDEMNITY CO.	17,888				17,929		17,929	21,515	41	21,474	17,888	1	286	57	
38-0865250	NATIONAL CASUALTY CO						140	562	674		674	674	3		19	
36-2403971	NATIONAL LIAB & FIRE INS CO					(13)		51	62	(13)	75	75	1		1	
31-4177100	NATIONWIDE MUT INS CO					(51)		28,164	33,797	(51)	33,848	33,848	3		948	
25-0687550	NATL UNION FIRE INS CO OF PITTS					869		4,861	6,874		869	6,005	3		168	
13-3138390	NAVIGATORS INS CO							161	193		193	193	2		4	
06-1053492	NEW ENGLAND REINS CO												6			
02-0172170	NEW HAMPSHIRE INS. CO.					2,663		2,663	3,196	3,196			3			
22-2187459	NEW JERSEY REINS. CO.	100				158		158	189	58	132	100	2	2	1	
42-0791985	NORTHEASTERN INS OF HART												6			
41-6009967	NORTHLAND INS. CO.												1			
47-0698507	ODYSSEY RE CO	69,159				76,141		15,233	243		243	69,159	2	1,452	704	
25-0410420	OLD REPUBLIC INS. CO.							243	291		291	291	2		6	
23-0959220	PA LUMBERMENS MUT INS							8	8		8	8	3			
95-1078160	PACIFIC INDEMNITY CO.							104	124		124	124	1		2	
04-1590940	PARTNER RE AMER INS CO					6		6	7		6	1	2			
13-3031176	PARTNER RE CO OF US					663		64,830	78,592		663	77,928	2		1,636	
13-2919779	PEERLESS INDEMNITY INS CO					(3)							3			
23-1642962	PENNSYLVANIA MANUFACTURER												2			
36-3030511	PRAETORIAN INS. CO.							36	44		44	44	3		1	
05-0204450	PROVIDENCE WASHINGTON INS												4			
47-0900851	PXC, INC.		500	1037		671		1,235	2,287	172	2,116	500	6	15	194	
23-1641984	QBE RE CORP					1,493		20,976	26,955	1,493	25,462	25,462	3		713	
23-1740414	R&Q REINS CO							242	290		290	290	6		35	
23-0580680	RELIANCE INS. CO.												6			
41-0451140	RELIASTAR LIFE INS CO	14,185				14,185		1,357	18,639		18,639	14,185	3	397	125	
30-0703280	RENAISSANCE RE EUROPE AG USB							1,870	2,244		2,244	2,244	6		269	
52-1952955	RENAISSANCE REINS US INC					5,361		100,603	127,157	5,361	121,795	121,795	2		2,558	
86-0274508	REPWEST INS CO												3			
43-1235868	RGA REINS. CO.	2				(57)		990	1,120	(59)	1,179	2	2		25	
37-0915434	RLI INS CO							17	21		21	21	2			
16-0366830	RSUI IND CO					(1,106)		1,111	6	(1,106)	1,112	1,112	1		18	
13-3126819	SCOR GLOBAL LIFE USA RE CO												3			
75-1444207	SCOR REINS CO					312		67,390	81,207	312	80,895	80,895	3		2,265	
39-0333950	SENTRY INSURANCE							217	261		261	261	2		5	
59-2048400	SERVICE AMERICAN IND CO							1	1		1	1	6			
13-2997499	SIRIUS AMERICA INS CO					1,330		20	1,572	1,572			4			
13-2554270	SOMPO AMERICA INS CO					26			31		31		2			
02-0537812	SOMPO AMERICA F&M INS CO												2			

ANNUAL STATEMENT FOR THE YEAR 2023 OF THE ZURICH AMERICAN INSURANCE COMPANY

SCHEDULE F - PART 3 (Continued)

Ceded Reinsurance as of December 31, Current Year (\$000 Omitted)
(Credit Risk)

ID Number From Col. 1	Name of Reinsurer From Col. 3	Collateral				25 Total Funds Held, Payables & Collateral	26 Net Recoverable Net of Funds Held & Collateral	27 Applicable Sch. F Penalty (Col. 78)	Ceded Reinsurance Credit Risk								
		21 Multiple Beneficiary Trusts	22 Letters of Credit	23 Issuing or Confirming Bank Reference Number	24 Single Beneficiary Trusts & Other Allowable Collateral				28 Total Amount Recoverable from Reinsurers Less Penalty (Cols. 15-27)	29 Stressed Recoverable (Col. 28 * 120%)	30 Reinsurance Payable & Funds Held (Cols. 17+18+20; but not in excess of Col. 29)	31 Stressed Net Recoverable (Cols. 29-30)	32 Total Collateral (Cols. 21+22 + 24, not in Excess of Col. 31)	33 Stressed Net Recoverable Net of Collateral Offsets (Cols. 31-32)	34 Reinsurer Designation Equivalent	35 Credit Risk on Collateralized Recoverables (Col. 32 * Factor Applicable to Reinsurer Designation Equivalent in Col. 34)	36 Credit Risk on Un-collateralized Recoverables (Col. 33 * Factor Applicable to Reinsurer Designation Equivalent in Col. 34)
04-1027270	SPARTA INS HOLDINGS																
41-0406690	ST PAUL FIRE & MARINE INS					38	17,726	16	17,748	21,298	38	21,260		21,260			340
13-5679267	STANDARD SEC LIFE INS																
75-1670124	STARR IND & LIAB CO.					(527)	2,063	2	1,534	1,840	(527)	2,368		2,368			66
31-4316080	STATE AUTO MUTUAL INS.																
37-0533080	STATE FARM FIRE & CAS																
14-6013200	STATE INS. FUND DISABILITY BENEFITS		200	1013		366	807		1,173	1,407	167	1,241	200	1,041		6	125
75-1980552	STATE NATIONAL INS CO INC																
02-0311919	SWISS RE CORP SOLUTIONS AMERICA INS					2			2	2	2						
13-3440360	SWISS RE CORPORATE SOL ELITE INS CO					(41)	324		283	339	(41)	380		380			8
06-0839705	SWISS RE LIFE & HEALTH AMER INC						589		589	706		706		706			15
13-1675535	SWISS REINS AMERICAN CORP					7,805	387,286	59	395,032	474,038	7,805	466,233		466,233			9,791
94-1517098	TIG INS. CO.					14	1,375	275	1,114	1,336	14	1,322		1,322			159
13-2918573	TOA-RE INS CO OF AMERICA					35	54	11	78	94	35	59		59			2
13-4032666	TOKIO MARINE AMER INS CO					691	436	2	1,125	1,350	691	659		659			11
31-4423946	TRANSAMERICA CAS INS CO																
13-5616275	TRANSATLANTIC RE CO					6,547	120,464	11	127,000	152,400	6,547	145,853		145,853			2,334
06-0566050	TRAVELERS INDEMNITY CO						133		133	159		159		159			3
06-1286274	TRAVELERS P&C INS CO						742	148	594	712		712		712			11
06-1117063	TRENWICK AMERICA REINS																
52-0515280	U.S. FIDELITY & GUARANTY CO						189		189	227		227		227			4
47-0547953	UNION INS. CO.						70	14	56	68		68		68			1
13-1423090	UNION LABOR LIFE INS.																
13-5459190	UNITED STATES FIRE INS CO					(2)	4		2	2	(2)	4		4			
13-5460208	UNITRIN PREFERRED INS CO						18		18	22		22		22			1
02-0349547	US INTL REINS CO																
92-0040526	WESTCHESTER FIRE INS CO						2		2	3		3		3			
48-0921045	WESTPORT INSURANCE CORP.					(111)	5,599	6	5,482	6,579	(111)	6,689		6,689			140
75-6017952	XL INS AMER INC					1,411	3,375	675	4,111	4,933	1,411	3,522		3,522			74
13-3787296	XL INS. CO. OF NY																
13-1290712	XL REINS. AMERICA INS.					19,073	49,763	13	68,824	82,588	19,073	63,515		63,515			1,334
85-0277191	XL SPECIALTY INS CO																
0999999	Total Authorized - Other U.S. Unaffiliated Insurers	110,250	946	XXX	23,960	213,608	1,656,514	5,681	1,864,479	2,237,375	91,992	2,145,383	125,400	2,019,982	XXX	2,778	45,209
AA-9991310	FLORIDA HURRICANE/CAT. FU					(3)	3		XXX	XXX	XXX	XXX	XXX	XXX	XXX	XXX	XXX
AA-9991500	ILLINOIS MINE SUBSIDENCE					3	20		XXX	XXX	XXX	XXX	XXX	XXX	XXX	XXX	XXX
AA-9991501	INDIANA MINE SUBSIDENCE					15			XXX	XXX	XXX	XXX	XXX	XXX	XXX	XXX	XXX
AA-9991502	KENTUCKY MINE SUBSIDENCE					2			XXX	XXX	XXX	XXX	XXX	XXX	XXX	XXX	XXX
AA-9991159	MICHIGAN CATASTROPHIC CLASH					3,840	17,348		XXX	XXX	XXX	XXX	XXX	XXX	XXX	XXX	XXX
AA-9992118	NATIONAL WORKERS COMP POOL						1,281		XXX	XXX	XXX	XXX	XXX	XXX	XXX	XXX	XXX
AA-9991506	W VIRGINIA MINE SUBSIDENCE					1	4		XXX	XXX	XXX	XXX	XXX	XXX	XXX	XXX	XXX
41-1357750	WORKERS COMP REINS ASSOC						18,621		XXX	XXX	XXX	XXX	XXX	XXX	XXX	XXX	XXX
1099999	Total Authorized - Pools - Mandatory Pools			XXX		3,857	37,277		XXX	XXX	XXX	XXX	XXX	XXX	XXX	XXX	XXX
AA-9995000	AMERICAN ACC. REINS. GRP I						250		250	300		300		300	3		8

ANNUAL STATEMENT FOR THE YEAR 2023 OF THE ZURICH AMERICAN INSURANCE COMPANY

SCHEDULE F - PART 3 (Continued)

Ceded Reinsurance as of December 31, Current Year (\$000 Omitted)
(Credit Risk)

ID Number From Col. 1	Name of Reinsurer From Col. 3	Collateral				25 Total Funds Held, Payables & Collateral	26 Net Recoverable Net of Funds Held & Collateral	27 Applicable Sch. F Penalty (Col. 78)	Ceded Reinsurance Credit Risk											
		21 Multiple Beneficiary Trusts	22 Letters of Credit	23 Issuing or Confirming Bank Reference Number	24 Single Beneficiary Trusts & Other Allowable Collateral				28 Total Amount Recoverable from Reinsurers Less Penalty (Cols. 15-27)	29 Stressed Recoverable (Col. 28 * 120%)	30 Reinsurance Payable & Funds Held (Cols. 17+18+20; but not in excess of Col. 29)	31 Stressed Net Recoverable (Cols. 29-30)	32 Total Collateral (Cols. 21+22 + 24, not in Excess of Col. 31)	33 Stressed Net Recoverable Net of Collateral Offsets (Cols. 31-32)	34 Reinsurer Designation Equivalent	35 Credit Risk on Collateralized Recoverables (Col. 32 * Factor Applicable to Reinsurer Designation Equivalent in Col. 34)	36 Credit Risk on Un-collateralized Recoverables (Col. 33 * Factor Applicable to Reinsurer Designation Equivalent in Col. 34)			
AA-9995004	AMERICAN EXCESS INS.																			
AA-9995005	AMERICAN HULL INS.						13	3	11	13		13								
AA-9995010	AMERICAN NUCLEAR LIABILITY					2,427	59,380		61,806	74,168	2,427	71,741		71,741					2,009	
AA-9995022	EXCESS & CASUALTY REINS.						10,824	2,165	8,659	10,391		10,391		10,391					291	
AA-9995050	PINEHURST ACC. REINS. GRP.						35		35	42		42		42					1	
AA-9993217	THE MAIDEN LANE SYNDICATE						196	39	157	188		188		188					5	
AA-9993225	THE SOUTH PLACE SYNDICATE						196	39	157	188		188		188					5	
AA-9993229	WATER STREET SYNDICATE IN						79	16	63	75		75		75					2	
1199999	Total Authorized - Pools - Voluntary Pools			XXX		2,427	70,974	2,262	71,139	85,367	2,427	82,940		82,940		XXX			2,322	
AA-1120337	ASPEN INS. UK LTD.	17,286				16,312		43	16,269	19,523	(974)	20,497	17,286	3,211					484	90
AA-1120355	CX REINS CO LTD																			
AA-3194122	DAVINCI REINS LTD	44				53			53	63	8	55	44	11					1	
AA-1340125	HANNOVER RUECK SE	16,813				24,117		43	24,074	28,889	7,304	21,585	16,813	4,772				353	100	
AA-3190871	LANCASHIRE INS. CO. LTD.	2,546				2,498			2,498	2,997	(49)	3,046	2,546	500				71	14	
AA-1122000	LLOYDS OF LONDON																			
AA-1127003	LLOYDS SYNDICATE #1003																			
AA-1127007	LLOYDS SYNDICATE #1007																			
AA-1127027	LLOYDS SYNDICATE #1027																			
AA-1127036	LLOYDS SYNDICATE #1036					7			7	8	8									
AA-1127084	LLOYDS SYNDICATE #1084	3,144				3,114			3,114	3,737	(31)	3,767	3,144	623				94	75	
AA-1127096	LLOYDS SYNDICATE #1096																			
AA-1127101	LLOYDS SYNDICATE #1101	4				4			4	5		5		4						
AA-1126112	LLOYDS SYNDICATE #112																			
AA-1127141	LLOYDS SYNDICATE #1141																			
AA-1127165	LLOYDS SYNDICATE #1165																			
AA-1127173	LLOYDS SYNDICATE #1173																			
AA-1127183	LLOYDS SYNDICATE #1183	2,668				2,297		51	2,246	2,695	(371)	3,067	2,668	398				75	11	
AA-1127185	LLOYDS SYNDICATE #1185	1				1			1	1		1		1						
AA-1127200	LLOYDS SYNDICATE #1200					(15)					(5)	5		5						
AA-1127206	LLOYDS SYNDICATE #1206																			
AA-1127209	LLOYDS SYNDICATE #1209	115				115			115	138		138		115				23	3	
AA-1127212	LLOYDS SYNDICATE #1212																			
AA-1127215	LLOYDS SYNDICATE #1215																			
AA-1127218	LLOYDS SYNDICATE #1218																			
AA-1127221	LLOYDS SYNDICATE #1221	6				12			12	15	6	9		6				2	3	
AA-1127223	LLOYDS SYNDICATE #1223																			
AA-1127225	LLOYDS SYNDICATE #1225	1,116				1,090		1	1,089	1,306	(26)	1,333	1,116	217				33	26	
AA-1127241	LLOYDS SYNDICATE #1241																			
AA-1127243	LLOYDS SYNDICATE #1243																			
AA-1120085	LLOYDS SYNDICATE #1274	33				(4)					(37)	37		33				4	1	
AA-1127301	LLOYDS SYNDICATE #1301	4,431				4,213		31	4,183	5,019	(218)	5,237	4,431	806				124	23	
AA-1126138	LLOYDS SYNDICATE #138																			
AA-1127400	LLOYDS SYNDICATE #1400					(1)														

ANNUAL STATEMENT FOR THE YEAR 2023 OF THE ZURICH AMERICAN INSURANCE COMPANY

SCHEDULE F - PART 3 (Continued)

Ceded Reinsurance as of December 31, Current Year (\$000 Omitted)
(Credit Risk)

ID Number From Col. 1	Name of Reinsurer From Col. 3	Collateral				25 Total Funds Held, Payables & Collateral	26 Net Recoverable Net of Funds Held & Collateral	27 Applicable Sch. F Penalty (Col. 78)	Ceded Reinsurance Credit Risk								
		21 Multiple Beneficiary Trusts	22 Letters of Credit	23 Issuing or Confirming Bank Reference Number	24 Single Beneficiary Trusts & Other Allowable Collateral				28 Total Amount Recoverable from Reinsurers Less Penalty (Cols. 15-27)	29 Stressed Recoverable (Col. 28 * 120%)	30 Reinsurance Payable & Funds Held (Cols. 17+18+20; but not in excess of Col. 29)	31 Stressed Net Recoverable (Cols. 29-30)	32 Total Collateral (Cols. 21+22 + 24, not in Excess of Col. 31)	33 Stressed Net Recoverable Net of Collateral Offsets (Cols. 31-32)	34 Reinsurer Designation Equivalent	35 Credit Risk on Collateralized Recoverables (Col. 32 * Factor Applicable to Reinsurer Designation Equivalent in Col. 34)	36 Credit Risk on Un-collateralized Recoverables (Col. 33 * Factor Applicable to Reinsurer Designation Equivalent in Col. 34)
AA-1127414	LLOYDS SYNDICATE #1414	1,558				1,465			1,465	1,757	(93)	1,851	1,558	293	6.	47	35
AA-1120102	LLOYDS SYNDICATE #1458	1,771				1,567			1,567	1,880	(204)	2,084	1,771	313	3.	50	9
AA-1120169	LLOYDS SYNDICATE #1492														6.		
AA-1120198	LLOYDS SYNDICATE #1618					14			14	17	17				6.		
AA-1120156	LLOYDS SYNDICATE #1686	75				78			78	93	3	90	75	16	6.	2	2
AA-1120157	LLOYDS SYNDICATE #1729	1,300				1,315			1,315	1,578	15	1,563	1,300	263	6.	39	32
AA-1126173	LLOYDS SYNDICATE #173														3.		
AA-1126183	LLOYDS SYNDICATE #183														3.		
AA-1120171	LLOYDS SYNDICATE #1856	1,072				1,209		2	1,207	1,449	136	1,312	1,072	240	6.	32	29
AA-1127861	LLOYDS SYNDICATE #1861	228				303		3	300	361	75	286	228	58	3.	6	2
AA-1120096	LLOYDS SYNDICATE #1880	1,481				1,448			1,448	1,738	(33)	1,771	1,481	290	3.	41	8
AA-1120109	LLOYDS SYNDICATE #1882														3.		
AA-1120054	LLOYDS SYNDICATE #1886	411				327		33	294	353	(84)	437	411	26	3.	12	1
AA-1120131	LLOYDS SYNDICATE #1897	89									(89)	89	89		6.	3	
AA-1126190	LLOYDS SYNDICATE #190														3.		
AA-1120083	LLOYDS SYNDICATE #1910	6,184				6,221		9	6,212	7,454	36	7,418	6,184	1,234	3.	173	35
AA-1120064	LLOYDS SYNDICATE #1919	1,150				31			31	37	(1,119)	1,156	1,150	6	3.	32	
AA-1120124	LLOYDS SYNDICATE #1945														6.		
AA-1120186	LLOYDS SYNDICATE #1947	1,768				331		13	318	382	(1,436)	1,819	1,768	51	6.	53	6
AA-1120084	LLOYDS SYNDICATE #1955	20				20		1	19	22	22				3.		
AA-1120103	LLOYDS SYNDICATE #1967	2,344				2,079		22	2,057	2,469	(265)	2,734	2,344	389	3.	66	11
AA-1120106	LLOYDS SYNDICATE #1969	1,143				898			898	1,077	(245)	1,323	1,143	180	3.	32	5
AA-1128000	LLOYDS SYNDICATE #2000														3.		
AA-1128001	LLOYDS SYNDICATE #2001	3,741				3,464		9	3,455	4,146	(278)	4,424	3,741	682	3.	105	19
AA-1128003	LLOYDS SYNDICATE #2003	1,926				1,763		8	1,755	2,106	(163)	2,269	1,926	343	3.	54	10
AA-1120071	LLOYDS SYNDICATE #2007	1									(1)	1	1		6.		
AA-1128010	LLOYDS SYNDICATE #2010	1,506				1,340		1	1,338	1,606	(167)	1,773	1,506	266	3.	42	7
AA-1120104	LLOYDS SYNDICATE #2012	9				19			19	23	10	13	9	4	3.		
AA-1120114	LLOYDS SYNDICATE #2015	842				713		16	697	836	(129)	965	842	123	3.	24	3
AA-1128020	LLOYDS SYNDICATE #2020					(1)									3.		
AA-1128027	LLOYDS SYNDICATE #2027														3.		
AA-1126204	LLOYDS SYNDICATE #204														3.		
AA-1126205	LLOYDS SYNDICATE #205														3.		
AA-1128121	LLOYDS SYNDICATE #2121	124				128		2	126	151	3	147	124	23	3.	3	1
AA-1126219	LLOYDS SYNDICATE #219														3.		
AA-1128322	LLOYDS SYNDICATE #2322														3.		
AA-1128376	LLOYDS SYNDICATE #2376														3.		
AA-1120097	LLOYDS SYNDICATE #2468	9									(9)	9	9		3.		
AA-1128488	LLOYDS SYNDICATE #2488					30			30	36	36				3.		
AA-1128623	LLOYDS SYNDICATE #2623	1,892				2,231		13	2,218	2,662	339	2,323	1,892	431	3.	53	12
AA-1128791	LLOYDS SYNDICATE #2791	11				5			5	6	(6)	12	11	1	3.		
AA-1128947	LLOYDS SYNDICATE #2947														3.		
AA-1128987	LLOYDS SYNDICATE #2987	4,009				3,725		49	3,677	4,412	(284)	4,696	4,009	687	3.	112	19
AA-1120179	LLOYDS SYNDICATE #2988					21			21	25	25				6.		

ANNUAL STATEMENT FOR THE YEAR 2023 OF THE ZURICH AMERICAN INSURANCE COMPANY

SCHEDULE F - PART 3 (Continued)

Ceded Reinsurance as of December 31, Current Year (\$000 Omitted)
(Credit Risk)

ID Number From Col. 1	Name of Reinsurer From Col. 3	Collateral				25 Total Funds Held, Payables & Collateral	26 Net Recoverable Net of Funds Held & Collateral	27 Applicable Sch. F Penalty (Col. 78)	Ceded Reinsurance Credit Risk								
		21 Multiple Beneficiary Trusts	22 Letters of Credit	23 Issuing or Confirming Bank Reference Number	24 Single Beneficiary Trusts & Other Allowable Collateral				28 Total Amount Recoverable from Reinsurers Less Penalty (Cols. 15-27)	29 Stressed Recoverable (Col. 28 * 120%)	30 Reinsurance Payable & Funds Held (Cols. 17+18+20; but not in excess of Col. 29)	31 Stressed Net Recoverable (Cols. 29-30)	32 Total Collateral (Cols. 21+22 + 24, not in Excess of Col. 31)	33 Stressed Net Recoverable Net of Collateral Offsets (Cols. 31-32)	34 Reinsurer Designation Equivalent	35 Credit Risk on Collateralized Recoverables (Col. 32 * Factor Applicable to Reinsurer Designation Equivalent in Col. 34)	36 Credit Risk on Un-collateralized Recoverables (Col. 33 * Factor Applicable to Reinsurer Designation Equivalent in Col. 34)
AA-1128999	LLOYDS SYNDICATE #2999	397									(397)	397	397	3	11		
AA-1129000	LLOYDS SYNDICATE #3000	117				122		24	98	117	5	112	112	3			
AA-1120082	LLOYDS SYNDICATE #3010	225				57			57	68	(168)	237	225	6	3	1	
AA-1126314	LLOYDS SYNDICATE #314													3			
AA-1126318	LLOYDS SYNDICATE #318	1,526				1,517		28	1,489	1,786	(10)	1,796	1,526	3	43	8	
AA-1126322	LLOYDS SYNDICATE #322													3			
AA-1120184	LLOYDS SYNDICATE #3268	155				20			20	24	(135)	159	155	6	5		
AA-1126033	LLOYDS SYNDICATE #33	2,532				2,374			2,374	2,849	(158)	3,007	2,532	3	71	13	
AA-1120113	LLOYDS SYNDICATE #3334													6			
AA-1126362	LLOYDS SYNDICATE #362													3			
AA-1120055	LLOYDS SYNDICATE #3623	327				278		3	274	329	(50)	379	327	3	9	1	
AA-1120098	LLOYDS SYNDICATE #3624					6			6	7	7			3			
AA-1126376	LLOYDS SYNDICATE #376													3			
AA-1126382	LLOYDS SYNDICATE #382	219				20			20	24	(199)	223	219	6	7		
AA-1120116	LLOYDS SYNDICATE #3902	5				3			3	3	(2)	6	5	3			
AA-1126040	LLOYDS SYNDICATE #40													3			
AA-1126005	LLOYDS SYNDICATE #4000	48				21			21	25	(27)	52	48	6	1	1	
AA-1120075	LLOYDS SYNDICATE #4020	1,259				461		29	432	519	(798)	1,317	1,259	3	35	2	
AA-1120086	LLOYDS SYNDICATE #4141													3			
AA-1120067	LLOYDS SYNDICATE #4242	113				99			99	119	(14)	133	113	6	3	2	
AA-1126435	LLOYDS SYNDICATE #435	374				191			190	228	(183)	412	374	3	10	1	
AA-1126004	LLOYDS SYNDICATE #4444	1,873				1,708		14	1,694	2,033	(165)	2,198	1,873	6	56	39	
AA-1126006	LLOYDS SYNDICATE #4472	380				273			273	327	(107)	435	380	3	11	2	
AA-1126456	LLOYDS SYNDICATE #456													3			
AA-1126457	LLOYDS SYNDICATE #457	1,564				1,353			1,353	1,624	(211)	1,834	1,564	3	44	8	
AA-1120090	LLOYDS SYNDICATE #4711	215				224			224	269	9	260	215	3	6	1	
AA-1126048	LLOYDS SYNDICATE #48													3			
AA-1126484	LLOYDS SYNDICATE #484													3			
AA-1126490	LLOYDS SYNDICATE #490													3			
AA-1126003	LLOYDS SYNDICATE #5000					4			4	5	5			3			
AA-1126051	LLOYDS SYNDICATE #51													3			
AA-1126510	LLOYDS SYNDICATE #510	7,230				7,019		1	7,018	8,422	(211)	8,633	7,230	3	202	39	
AA-1120080	LLOYDS SYNDICATE #5151	289				242		28	214	257	(46)	304	289	6	9	2	
AA-1126545	LLOYDS SYNDICATE #545													3			
AA-1126055	LLOYDS SYNDICATE #55													3			
AA-1120065	LLOYDS SYNDICATE #5555					13			13	15	15			6			
AA-1126557	LLOYDS SYNDICATE #557													3			
AA-1126566	LLOYDS SYNDICATE #566	650				809			809	971	159	812	650	3	18	5	
AA-1126570	LLOYDS SYNDICATE #570													3			
AA-1126582	LLOYDS SYNDICATE #582	1				1			1	1		1	1	3			
AA-1120181	LLOYDS SYNDICATE #5886	794				818		1	818	981	24	957	794	6	24	20	
AA-1126609	LLOYDS SYNDICATE #609	5,142				5,260			5,260	6,312	118	6,194	5,142	6	154	126	
AA-1126623	LLOYDS SYNDICATE #623	748				374		10	364	437	(374)	811	748	3	21	2	
AA-1126624	LLOYDS SYNDICATE #624													3			

ANNUAL STATEMENT FOR THE YEAR 2023 OF THE ZURICH AMERICAN INSURANCE COMPANY

SCHEDULE F - PART 3 (Continued)

Ceded Reinsurance as of December 31, Current Year (\$000 Omitted)
(Credit Risk)

ID Number From Col. 1	Name of Reinsurer From Col. 3	Collateral				25 Total Funds Held, Payables & Collateral	26 Net Recoverable Net of Funds Held & Collateral	27 Applicable Sch. F Penalty (Col. 78)	Ceded Reinsurance Credit Risk							
		21 Multiple Beneficiary Trusts	22 Letters of Credit	23 Issuing or Confirming Bank Reference Number	24 Single Beneficiary Trusts & Other Allowable Collateral				28 Total Amount Recoverable from Reinsurers Less Penalty (Cols. 15-27)	29 Stressed Recoverable (Col. 28 * 120%)	30 Reinsurance Payable & Funds Held (Cols. 17+18+20; but not in excess of Col. 29)	31 Stressed Net Recoverable (Cols. 29-30)	32 Total Collateral (Cols. 21+22 + 24, not in Excess of Col. 31)	33 Stressed Net Recoverable Net of Collateral Offsets (Cols. 31-32)	34 Reinsurer Designation Equivalent	35 Credit Risk on Collateralized Recoverables (Col. 32 * Factor Applicable to Reinsurer Designation Equivalent in Col. 34)
AA-1126625	LLOYDS SYNDICATE #625	1				1			1	1		1	1		3	
AA-1126626	LLOYDS SYNDICATE #626														3	
AA-1126672	LLOYDS SYNDICATE #672														3	
AA-1126683	LLOYDS SYNDICATE #683														3	
AA-1126718	LLOYDS SYNDICATE #718														3	
AA-1126765	LLOYDS SYNDICATE #765														3	
AA-1126780	LLOYDS SYNDICATE #780	78				24		5	19	23	(54)	77	77		3	2
AA-1126079	LLOYDS SYNDICATE #79														3	
AA-1126807	LLOYDS SYNDICATE #807														3	
AA-1126824	LLOYDS SYNDICATE #824														3	
AA-1126861	LLOYDS SYNDICATE #861	10				10			10	12		12	10	2	3	
AA-1126947	LLOYDS SYNDICATE #947														3	
AA-1126957	LLOYDS SYNDICATE #957														3	
AA-1126959	LLOYDS SYNDICATE #959									1		1			3	
AA-1126960	LLOYDS SYNDICATE #960														3	
AA-1126990	LLOYDS SYNDICATE #990														3	
AA-1840000	MAPFRE RE CIA DE REASEGUROS	18,375				18,232		3	18,229	21,875	(143)	22,018	18,375	3,643	3	514
AA-1121425	MARKEL INTL INS CO LTD	43				13			13	15	(30)	46	43	3	3	1
AA-3190686	PARTNER RE CO LTD														2	
AA-3190339	RENAISSANCE RE LTD	3,125				4,453			4,453	5,344	1,329	4,016	3,125	891	2	66
1299999	Total Authorized - Other Non-U.S. Insurers	130,673		XXX		130,554		494	130,083	156,099	(84)	156,183	130,667	25,517	XXX	3,557
1499999	Total Authorized Excluding Protected Cells (Sum of 0899999, 0999999, 1099999, 1199999 and 1299999)	240,923	946	XXX	23,960	483,016	1,829,354	13,690	2,065,701	2,478,841	94,334	2,384,506	256,067	2,128,439	XXX	6,335
36-4233459	EFFECTS OF INTERCOMPANY POOLING (FOOTNOTE #26)							17,206	XXX	XXX	XXX	XXX	XXX	XXX	XXX	XXX
1599999	Total Unauthorized - Affiliates - U.S. Intercompany Pooling			XXX				17,206	XXX	XXX	XXX	XXX	XXX	XXX	XXX	XXX
1899999	Total Unauthorized - Affiliates - U.S. Non-Pool			XXX					XXX	XXX	XXX	XXX	XXX	XXX	XXX	XXX
AA-3190822	CENTRE SOLUTIONS US LTD				322,967	269,864		6,582	263,282	315,938	8,907	307,031	307,031		6	9,211
AA-2280100	CHILENA CONSOLIDATA SG SA				9	9			9	11	11				6	
AA-1460150	HARPER VERSICHERUNGS AG			1214											6	
AA-1930995	ZURICH AUSTRALIAN INS LTD		27,825	1269		27,834		69	27,765	33,318	9	33,309	27,825	5,484	6	835
AA-2734111	ZURICH COMPANIA DE SEGUROS				1	1			1	1	1				6	
AA-0053640	ZURICH F&I RE T&C LTD														6	
AA-3190947	ZURICH GLOBAL LTD		170,652	3351	4,797,025	4,864,915			4,864,915	5,837,898	152,737	5,685,162	4,967,677	717,485	2	104,321
AA-1560999	ZURICH INS CO - CANADA		114,873	3231	1	115,355			115,355	138,426	483	137,944	114,874	23,070	6	3,446
AA-1460190	ZURICH INS CO - GCIE		1,919	1215	3,936,519	3,607,190		46	3,607,144	4,328,573		4,328,573	3,938,438	390,136	2	82,707
AA-1460190	ZURICH INS CO - GCIE		18,459	1217		18,123		28	18,096	21,715	(335)	22,050	18,459	3,591	2	388
AA-1460190	ZURICH INS CO - GCIE		1,046,255	3216		802,104		4,153	797,951	957,541	267,372	690,170	690,170		2	14,494
AA-5760036	ZURICH INS CO LTD (SG BRANCH)				7	7			7	9	9				6	
AA-1584115	ZURICH INS CO LTD, JAPAN BRANCH		831	1242		833			833	1,000	2	997	831	167	6	25
AA-1780059	ZURICH INS PLACE - UK BRANCH					173			173	207	173	35		35	2	
AA-1340017	ZURICH INS PLACE NIEDERLANSSUNG (DEUTSCHLAND)		.66	1125		1			1	2	(64)	.66	.66		6	2
AA-5324112	ZURICH INS. CO. - HK BRANCH		138,283	1531		138,492		1,050	137,442	164,930	210	164,721	138,283	26,438	6	4,148

ANNUAL STATEMENT FOR THE YEAR 2023 OF THE ZURICH AMERICAN INSURANCE COMPANY

SCHEDULE F - PART 3 (Continued)

Ceded Reinsurance as of December 31, Current Year (\$000 Omitted)
(Credit Risk)

ID Number From Col. 1	Name of Reinsurer From Col. 3	Collateral				25 Total Funds Held, Payables & Collateral	26 Net Recoverable Net of Funds Held & Collateral	27 Applicable Sch. F Penalty (Col. 78)	Ceded Reinsurance Credit Risk								
		21 Multiple Beneficiary Trusts	22 Letters of Credit	23 Issuing or Confirming Bank Reference Number	24 Single Beneficiary Trusts & Other Allowable Collateral				28 Total Amount Recoverable from Reinsurers Less Penalty (Cols. 15-27)	29 Stressed Recoverable (Col. 28 * 120%)	30 Reinsurance Payable & Funds Held (Cols. 17+18+20; but not in excess of Col. 29)	31 Stressed Net Recoverable (Cols. 29-30)	32 Total Collateral (Cols. 21+22 + 24, not in Excess of Col. 31)	33 Stressed Net Recoverable Net of Collateral Offsets (Cols. 31-32)	34 Reinsurer Designation Equivalent	35 Credit Risk on Collateralized Recoverables (Col. 32 * Factor Applicable to Reinsurer Designation Equivalent in Col. 34)	36 Credit Risk on Un-collateralized Recoverables (Col. 33 * Factor Applicable to Reinsurer Designation Equivalent in Col. 34)
AA-1364106	ZURICH INTL ITALIA		481	1156		481	23	457	549		549	481	68	6.	14	8	
AA-3190185	ZURICH RE CO LTD		17,451	1308		17,656	20	17,636	21,163		20,958	17,451	3,507	6.	524	421	
AA-1460036	ZURICH REINS CO					24,481		24,481	29,377		21,229	18,362	2,866	6.	551	344	
AA-1864102	ZURICH SIGORTA A.S.		26	1268		14		14	17	(12)	29	26	3	6.	1		
AA-1840022	ZURICH SPAIN (ALORA)			1267										6.			
AA-1220080	ZURICH VERS AG					10		10	12					6.			
AA-2130022	ZURICH-ARGENTINA CIA DE SEG SA			1274										6.			
2099999	Total Unauthorized - Affiliates - Other (Non-U.S.) - Other		1,537,118	XXX	9,074,875	9,887,543		11,971	9,875,572	11,850,686	437,865	11,412,821	10,239,971	1,172,850	XXX	220,666	30,729
2199999	Total Unauthorized - Affiliates - Other (Non-U.S.)		1,537,118	XXX	9,074,875	9,887,543		11,971	9,875,572	11,850,686	437,865	11,412,821	10,239,971	1,172,850	XXX	220,666	30,729
2299999	Total Unauthorized - Affiliates		1,537,118	XXX	9,074,875	9,887,543		29,177	9,875,572	11,850,686	437,865	11,412,821	10,239,971	1,172,850	XXX	220,666	30,729
27-1493896	ABR INS CO					1,646								6.			
36-3544354	AGRINATIONAL INS CO		16,933	1030		4,446		4,446	5,335	457	4,878	4,878		4.	146		
41-1366075	ALLIANZ LIFE INS. CO.													2.			
74-0484030	AMERICAN NAT'L INS.					3,229		2,140	2,568		2,568	2,568		3.	72		
03-0308160	AMERICAN TRIUMVIRATE INS CO		3,500	1002		26		26	31		31	31		6.	1		
35-0980405	ANTHEM LIFE INS. CO.													3.			
26-2356147	APPLE INS CO INC		1,087	1023		60		60	73	9	63	63		6.	2		
36-2545393	ARCH SPECIALTY INS CO													2.			
13-5570651	AXA EQUITABLE LIFE INS CO													3.			
56-2295242	AXIS SPECIALITY INS. CO.						6	6						6.			
46-3894672	BEVCAP HEALTH SPONSERED CAPTIVE		2,513	1035		4,921		4,921	5,906	3,195	2,710	2,513	197	6.	75	24	
81-1915260	BEVCAP P&C PROTECTED CELL INC					34,072	5,400	41,525	49,830	7,968	41,862	34,072	7,790	6.	1,022	935	
94-2681915	BLC INS LTD					366		366	439	439				6.			
38-3731641	BLUE WHALE REINS. LTD.		3,750	1031		21		19	22		22	22		3.	1		
45-4746680	BRIDGES INS CO INC		7,100	1034		6,339		6,339	7,607	(61)	7,667	7,100	567	6.	213	68	
27-2588914	BRS INSURANCE COMPANY					568	51	530	635	(38)	674	568	106	6.	17	13	
92-2203443	CAPRI INS DE LTD		1,600	1062		3		3	4	4				6.			
03-0363085	CAPRICORN INS CO					1		1	1					6.			
46-1056754	CHESAPEAKE EMPLOYERS INS CO					23,069		21,146	25,375	717	24,658	23,069	1,589	3.	646	44	
03-0317160	CHILD DIMENSIONS INS CO		1,500	1003		228		228	274	213	61	61		6.	2		
23-2088429	CIGNA WORLDWIDE INS						2							3.			
13-0872805	CIRCLETREE INS CO						1							6.			
82-3733545	COASTAL RE					220								6.			
36-2136262	COMBINED INSURANCE CO.													2.			
57-0523959	COMPANION LIFE INS CO		1,750	1043		465		465	558	190	368	368		2.	8		
30-0641266	COMPSOURCE MUT INS CO					11,632	306	13,490	16,188	1,858	14,330	11,632	2,698	3.	326	76	
06-6666666	CONSOLIDATED MUTUAL INS.													6.			
87-0694729	CONSTRUCTION LIAB INS CO					2,483	358	2,843	3,412	360	3,051	2,483	569	6.	74	68	
99-0353399	CPN INS CORP		9,868	1073		6,142		4,211	5,053	800	4,253	4,253		6.	128		
81-2190310	DAY ONE INS INC		45,550	3052		38,577		37,901	45,481	3,515	41,966	41,966		6.	1,259		
04-2461439	DELAWARE LIFE INS CO													4.			
26-2290424	DEVELOPMENT INS GRP					200	71	200	240		240	200	40	6.	6	5	

ANNUAL STATEMENT FOR THE YEAR 2023 OF THE ZURICH AMERICAN INSURANCE COMPANY

SCHEDULE F - PART 3 (Continued)

Ceded Reinsurance as of December 31, Current Year (\$000 Omitted)
(Credit Risk)

ID Number From Col. 1	Name of Reinsurer From Col. 3	Collateral				25 Total Funds Held, Payables & Collateral	26 Net Recoverable Net of Funds Held & Collateral	27 Applicable Sch. F Penalty (Col. 78)	Ceded Reinsurance Credit Risk								
		21 Multiple Beneficiary Trusts	22 Letters of Credit	23 Issuing or Confirming Bank Reference Number	24 Single Beneficiary Trusts & Other Allowable Collateral				28 Total Amount Recoverable from Reinsurers Less Penalty (Cols. 15-27)	29 Stressed Recoverable (Col. 28 * 120%)	30 Reinsurance Payable & Funds Held (Cols. 17+18+20; but not in excess of Col. 29)	31 Stressed Net Recoverable (Cols. 29-30)	32 Total Collateral (Cols. 21+22 + 24, not in Excess of Col. 31)	33 Stressed Net Recoverable Net of Collateral Offsets (Cols. 31-32)	34 Reinsurer Designation Equivalent	35 Credit Risk on Collateralized Recoverables (Col. 32 * Factor Applicable to Reinsurer Designation Equivalent in Col. 34)	36 Credit Risk on Un-collateralized Recoverables (Col. 33 * Factor Applicable to Reinsurer Designation Equivalent in Col. 34)
98-0108156	DEVONSHIRE UNDERWRITERS LTD				2,253	1,201			1,201	1,441	6	1,435	1,435	6	43		
82-3199624	ENCLAVE INS CO		4,900	1053		2,048			2,048	2,457	4	2,453	2,453	6	74		
75-1844564	ENDURANCE AMER SPECIALTY INS CO													2			
98-0138790	ENERGY INSURANCE SERVICES, INC		1,100	1066		62			62	75		75	75	6	2		
36-2950161	EVANSTON INS CO													3			
22-3520347	EVEREST INDEMNITY INS CO					(685)	685				(685)	685		2		14	
45-5067874	EXCHANGE INDEMNITY CO NJ VERIZON						1	1						6			
03-0346985	EXCHANGE INDEMNITY CO				2,413	502		1	501	601	20	581	581	6	17		
26-0008242	EXPEDITORS ASSUR OF VT INC		1,500	1022		1,172	1,326	1,429	1,069	1,283	(328)	1,610	1,500	6	45	13	
99-0307331	F.L. INS CORP		20,050	1071		9,696		145	9,551	11,461	(3,624)	15,085	15,085	6	453		
48-0214040	FARMERS ALLIANCE MUTUAL													3			
46-3302527	FOX RENT A CAR - KEKOA INS CO						18	18						6			
94-1032958	FREMONT INDEMNITY CO													6			
81-0285438	GLACIER GENERAL ASSUR													6			
45-4467831	GLOBAL VISION II INC					103			103	124	103	21		6		2	
98-1432233	GREYSTONE INS CO SP		1,850	1068		1,574			1,574	1,889	332	1,558	1,558	6	47		
37-1702152	GRIFFITH GLOBAL INDEMNITY CO													6			
22-2222789	GUARANTEE INS CO					(375)	375				(375)	375		6		45	
36-3230348	GUIDEONE AMERICA INS CO													4			
90-0773265	GUIDEONE NATL INS CO					(136)	152	16			(136)	136		4		4	
26-2804628	GUIDESTONE RISK MGMT		125	1024		200	16	16	200	240	75	165	125	6	4	5	
32-0496512	HARBOR POINT INS CO		399	1026		180			180	216		216	216	6	6		
81-5296068	HDI SPECIALTY INS CO					(1)	1				(1)	1		2			
06-1041332	HM LIFE INS. CO.													3			
02-0308052	HOME INS CO													6			
74-2195939	HOUSTON CASUALTY CO					8	22	22	8	10	8	2		2			
86-3267582	HSIC PC #3 ELEVATE PARTNERS GRP				9,036	6,115			6,115	7,338	158	7,180	7,180	6	215		
86-3249992	HSIC PC#4 - RED ROCK CAS GRP				1,635	632			632	759	327	432	432	6	13		
52-1557469	ICDC, LTD.				912	854			854	1,025	490	535	535	6	16		
82-0412279	IDAHO STATE INS FUND				5,681	4,066			4,066	4,879	316	4,563	4,563	6	137		
74-6040529	IMPERIAL INS CO													6			
20-2608547	IRON HORSE INS CO					(7)	7				(7)	7		6		1	
94-1264187	IRONSHORE SPECIALTY INS CO		340	1063		232	105	105	231	277	(108)	386	340	46	10	1	
01-0233346	JOHN HANCOCK LIFE INS CO (USA)						6	6						2			
99-0262793	K-M INS. CO.		441	1069		370			370	445	255	190	190	6	6		
66-0530575	KENTFIELD INS CO				4,086	3,459		1	3,457	4,149	165	3,984	3,984	6	120		
61-1275981	KENTUCKY EMPLOYERS MUT INS		7,059	1045		9,647		1	9,646	11,575	2,588	8,987	7,059	4	212	64	
73-0994137	LANDMARK AMER INS CO													1			
27-0776998	LCP INS SERV INC				7,116	4,084		6	4,078	4,894	(7)	4,900	4,900	6	147		
25-1149494	LEXINGTON INS CO													3			
35-0472300	LINCOLN NAT'L LIFE INS.													3			
52-1548741	LONDON LIFE INS. CO.													6			
27-1493805	MAPLE RED INS CO					583			583	700	700			6			
46-0804256	MARLTON AFFORDABLE HOUSING INS CO				5,615	7,420			7,420	8,903	3,333	5,571	5,571	6	167		

23.10

ANNUAL STATEMENT FOR THE YEAR 2023 OF THE ZURICH AMERICAN INSURANCE COMPANY

SCHEDULE F - PART 3 (Continued)

Ceded Reinsurance as of December 31, Current Year (\$000 Omitted)
(Credit Risk)

ID Number From Col. 1	Name of Reinsurer From Col. 3	Collateral				25 Total Funds Held, Payables & Collateral	26 Net Recoverable Net of Funds Held & Collateral	27 Applicable Sch. F Penalty (Col. 78)	Ceded Reinsurance Credit Risk							
		21 Multiple Beneficiary Trusts	22 Letters of Credit	23 Issuing or Confirming Bank Reference Number	24 Single Beneficiary Trusts & Other Allowable Collateral				28 Total Amount Recoverable from Reinsurers Less Penalty (Cols. 15-27)	29 Stressed Recoverable (Col. 28 * 120%)	30 Reinsurance Payable & Funds Held (Cols. 17+18+20; but not in excess of Col. 29)	31 Stressed Net Recoverable (Cols. 29-30)	32 Total Collateral (Cols. 21+22 + 24, not in Excess of Col. 31)	33 Stressed Net Recoverable Net of Collateral Offsets (Cols. 31-32)	34 Reinsurer Designation Equivalent	35 Credit Risk on Collateralized Recoverables (Col. 32 * Factor Applicable to Reinsurer Designation Equivalent in Col. 34)
AA-1120170	ANDREW WEIR INS. CO.														6.	
AA-3191020	ARC GLOBAL REINS. LTD.														6.	
AA-1120053	ARCH INS (UK) LTD					9			9	11	9	2		2		
AA-1780091	ARCH RE EUROPE U/W LTD	92		1260		90			90	107	(2)	110	92	18	6.	3
AA-3194126	ARCH REINS LTD	637		2413		1,300	202	202	1,300	1,560	664	897	637	260	2.	13
AA-3190873	ARDEN RE CO LTD					63			63	75	75				6.	
AA-1320060	AREAS DOMMAGES														6.	
98-0214719	ARGO GROUP INTL HOLDINGS LTD														6.	
AA-3190932	ARGO RE LTD	2,706		1350		368		1	367	440	(85)	525	525		4.	16
AA-3770185	ARTISANS INS. LTD.	64,421		1471		82,728			82,728	99,273	21,490	77,784	64,421	13,363	6.	1,933
AA-3770286	ARU SPC LTD	11,180		1481		11,187	3,053	3,062	11,179	13,414	7	13,407	11,180	2,227	6.	335
AA-3194168	ASPEN BERMUDA LTD	6,741		1438		3,222			3,222	3,866	(1)	3,867	3,867		3.	108
AA-1360015	ASSICURAZIONI GENERALI S.	4,031		1154		3,919		233	3,686	4,423	187	4,237	4,031	205	3.	113
AA-3190851	ASSUREX GLOBAL REINS. LTD.						26	26							6.	
AA-1440100	ATERFORSKRINGSAKTIEBOLAGET														6.	
AA-4230005	ATLANTIC INS CO PUBLIC LTD						10	10							6.	
AA-1120660	AVIVA INS LTD	8,935		1094		123		10	113	136	136				2.	
AA-1120375	AVIVA INTL INS LTD														6.	
AA-1121220	AXA INS UK PLC														6.	
AA-1460185	AXA VERSICHERUNGEN AG						106	106							6.	
AA-1120049	AXA XL INSURANCE CO UK LTD														2.	
AA-1784115	AXIS RE SE	4,004		1263		2,253			2,253	2,703	(126)	2,830	2,830		3.	79
AA-1784130	AXIS SPECIALTY EUROPE SE					123			123	147	147				3.	
AA-3194139	AXIS SPECIALTY LTD	1,004		1435		792			792	951	(212)	1,163	1,004	158	3.	28
AA-9249997	BANK OF CHINA INS CO LTD														6.	
AA-1784123	BERKELEY RE DAC	1,300		1265		1,300	494	852	942	1,130		1,130	1,130		6.	34
AA-1120030	BERKSHIRE HATHAWAY INTL INS LTD					54			54	64	64				6.	
AA-3190035	BERMUDA FIRE & MARINE INS CO														6.	
AA-3191160	BIOMET INS LTD	8,000		1359		8			8	10		10	10		6.	
AA-3770534	BLUE PRINT LTD	4,000		1509		6,076			6,076	7,292	3,059	4,233	4,000	233	6.	120
AA-3191197	BMC INS CO LTD	2,575		1364		1,448			1,448	1,737	237	1,500	1,500		6.	45
AA-3191457	BOUDIN INS CO LTD	1,363		1399		283			283	340		340	340		6.	10
AA-3770288	BOULDER INSURANCE LTD.	97,494		1482		136,301			136,301	163,562	64,391	99,170	97,494	1,677	6.	2,925
AA-1120305	BRYANSTON INS CO LTD														6.	
AA-1784113	CARRAIG INS LTD					10	2,546	2,556							6.	
AA-3190190	CATERPILLAR INS. CO.	1,500		1314		4			4	5		5	5		6.	
AA-3194161	CATLIN INS CO LTD	6,599		1437		59			59	71	9	62	62		6.	2
AA-1460018	CATLIN RE SWITZERLAND LTD	248		1180		248			248	298		298	248	50	2.	5
AA-1121110	CAVELL INS CO LTD														6.	
AA-3190457	CEBIC LTD.														6.	
AA-3160015	CENTURY P&C														6.	
AA-1121065	CGU BONUS LTD														6.	
AA-9240028	CHINA CONTINENT P&C INS CO						290	290							6.	
AA-9240072	CHINA LIFE PROP & CAS INS CO														6.	

ANNUAL STATEMENT FOR THE YEAR 2023 OF THE ZURICH AMERICAN INSURANCE COMPANY

SCHEDULE F - PART 3 (Continued)

Ceded Reinsurance as of December 31, Current Year (\$000 Omitted)
(Credit Risk)

ID Number From Col. 1	Name of Reinsurer From Col. 3	Collateral				25 Total Funds Held, Payables & Collateral	26 Net Recoverable Net of Funds Held & Collateral	27 Applicable Sch. F Penalty (Col. 78)	Ceded Reinsurance Credit Risk									
		21 Multiple Beneficiary Trusts	22 Letters of Credit	23 Issuing or Confirming Bank Reference Number	24 Single Beneficiary Trusts & Other Allowable Collateral				28 Total Amount Recoverable from Reinsurers Less Penalty (Cols. 15-27)	29 Stressed Recoverable (Col. 28 * 120%)	30 Reinsurance Payable & Funds Held (Cols. 17+18+20; but not in excess of Col. 29)	31 Stressed Net Recoverable (Cols. 29-30)	32 Total Collateral (Cols. 21+22 + 24, not in Excess of Col. 31)	33 Stressed Net Recoverable Net of Collateral Offsets (Cols. 31-32)	34 Reinsurer Designation Equivalent	35 Credit Risk on Collateralized Recoverables (Col. 32 * Factor Applicable to Reinsurer Designation Equivalent in Col. 34)	36 Credit Risk on Un-collateralized Recoverables (Col. 33 * Factor Applicable to Reinsurer Designation Equivalent in Col. 34)	
AA-9240123	CHINA LIFE PROPERTY & CASUALTY																	
AA-9240021	CHINA PACIFIC PROP INS CO LTD						2,855	2,855										
AA-9240012	CHINA PROP & CAS REINS CO LTD					11			11	13	13							
AA-5320100	CHINA TAIPING INS HK CO LTD					(12)	12				(12)							
AA-9249995	CHINA UNITED PROP INS CO LTD																	
AA-3190002	CHUBB BERMUDA INS LTD		1,772	1287		484		39	445	534	(40)	574	574				9	
AA-1320152	CHUBB EUROPEAN GRP SE		3,465	1111		2,443		1	2,442	2,931	(129)	3,060	3,060				49	
AA-1240002	CHUBB INS. CO. OF EUROPE SE					64			64	76	76							
AA-3190770	CHUBB TEMPEST RE LTD																	
AA-3770073	CHURCHILL CASUALTY LTD.		279,032	3452		314,827		609	314,217	377,061	35,794	341,266	279,032			62,234	8,371	7,468
AA-2431000	CIA NATIONAL DE SEGUROS C							112										
AA-1120345	CITY INS CO (UK) LTD																	
AA-3190405	CLIENTS ASSURANCE POOL, LTD		269	1317		147		1	147	176		176	176				5	
AA-1320035	COLISEE RE																	
AA-3770124	COLUMBUS INS. CO. LTD		1	1459		1			1	1		1	1					
AA-3774153	COMPLETE STRUCTURE, LTD.		30,752	1518		26,125		12	26,113	31,335	3,504	27,831	27,831				835	
AA-3160026	CONSTELLATION REINS CO LTD			3278		1,501			1,501	1,802	1,802							
AA-3770501	CONSTRUCTION RISK CONTAIN INS CO		8,184	1503		6,997			6,997	8,396	2,041	6,355	6,355				191	
AA-1120191	CONVEX INS UK LTD		1,503	1082		1,156		12	1,143	1,372	(171)	1,543	1,503		40		42	1
AA-3191400	CONVEX RE LTD		6,011	3389		4,344			4,344	5,213	(3)	5,216	5,216				146	
AA-1280067	COPENHAGEN REINS CO																	
AA-1120440	COPENHAGEN REINS CO																	
AA-1244100	CREDENDO - SHORT TERM NON-EU RISKS		3	1108		3			3	4		4	3		1			
AA-1120355	CX REINS CO LTD																	
AA-3191423	DARAG BERMUDA LTD					29,292		85	29,207	35,049	(39)	35,088	34,011		1,077		1,020	129
AA-3194135	DAVIES (SAC) LTD		15,514	3431		11,498			11,498	13,797	432	13,365	13,365				401	
AA-3770490	DELTA IND GROUP LTD		17,800	1502		16,729		17	16,712	20,054	489	19,566	17,800		1,766		534	212
AA-1380040	DELTA LLOYD NON LIFE LTD																	
AA-1340028	DEVK (DEVK RUECKVERSICHERUNGS UND BE		2,485	1129		2,602			2,602	3,122	300	2,822	2,485		337		75	40
AA-3190518	DODGE & JAMES INS.																	
AA-1120495	DOMINION INS CO																	
AA-1120505	DOWA INS CO (UK) LTD							6										
AA-1340085	E+S RUECKVERSICHERUNGS-AG																	
AA-3770062	EASTERN RE LTD																	
AA-1120536	EL PASO INS CO																	
AA-3770472	ELEVATION GROUP LTD		14,875	1501		18,778		1	18,777	22,532	9,615	12,917	12,917				388	
AA-3770070	ELITE DISTRIBUTORS INS CO		48,222	1448		46,922			46,922	56,306	8,177	48,129	48,129				1,444	
AA-3194142	ELM COMPANY LTD																	
AA-3194130	ENDURANCE SPECIALTY INS.		908	1425		1,111		37	1,074	1,288	203	1,085	908		178		19	4
AA-1124129	ENDURANCE WORLDWIDE INS LTD		1,252	1103		1,138			1,138	1,366	(114)	1,479	1,252		228		26	5
AA-3190747	ENERGY INS BERMUDA (EIB)					7			7	8								
AA-1120545	ENGLISH AND AMERICAN INS																	
AA-9160004	EURASIA INS CO JSC																	
AA-1340003	EUROPA RUECKVERSICHERUNGS																	

23.14

ANNUAL STATEMENT FOR THE YEAR 2023 OF THE ZURICH AMERICAN INSURANCE COMPANY

SCHEDULE F - PART 3 (Continued)

Ceded Reinsurance as of December 31, Current Year (\$000 Omitted)
(Credit Risk)

ID Number From Col. 1	Name of Reinsurer From Col. 3	Collateral				25 Total Funds Held, Payables & Collateral	26 Net Recoverable Net of Funds Held & Collateral	27 Applicable Sch. F Penalty (Col. 78)	Ceded Reinsurance Credit Risk								
		21 Multiple Beneficiary Trusts	22 Letters of Credit	23 Issuing or Confirming Bank Reference Number	24 Single Beneficiary Trusts & Other Allowable Collateral				28 Total Amount Recoverable from Reinsurers Less Penalty (Cols. 15-27)	29 Stressed Recoverable (Col. 28 * 120%)	30 Reinsurance Payable & Funds Held (Cols. 17+18+20; but not in excess of Col. 29)	31 Stressed Net Recoverable (Cols. 29-30)	32 Total Collateral (Cols. 21+22 + 24, not in Excess of Col. 31)	33 Stressed Net Recoverable Net of Collateral Offsets (Cols. 31-32)	34 Reinsurer Designation Equivalent	35 Credit Risk on Collateralized Recoverables (Col. 32 * Factor Applicable to Reinsurer Designation Equivalent in Col. 34)	36 Credit Risk on Un-collateralized Recoverables (Col. 33 * Factor Applicable to Reinsurer Designation Equivalent in Col. 34)
AA-1780034	EUROPEAN SPECIALTY RE														6.		
AA-3190128	EVEREN SPECIALTY LTD.		850	1304		295	252	261	287	344	(555)	899	850	49	4.	26	2
AA-3770160	EVEREST PROP INS CO		2,250	1465		3,414			3,414	4,097	4,097				6.		
AA-3194101	EVEREST RE BERMUDA LTD		150	1401		29			29	35	(121)	156	150	6	2.	3	
AA-1780122	EVEREST REINS CO (IRELAND)					61	96	96	61	73	61	12		12	2.		
AA-3774169	EVOLUTION INS. CO.														6.		
AA-1120580	EXCESS INS CO														6.		
AA-3770471	FAIRHAVEN LTD		17,500	1500		25,090		2	25,088	30,105	10,745	19,361	17,500	1,861	6.	525	223
AA-3191289	FIDELIS INS BERMUDA LTD					23			23	28	28				3.		
AA-1120175	FIDELIS UNDERWRITING LTD		3,560	1080		1,165			1,165	1,398	(446)	1,844	1,844		3.	52	
AA-3191386	FLEMING REINS LTD					1,174		2	1,172	1,407		1,406	1,406		6.	42	
AA-1120620	FOLKSAM INTL INS CO														6.		
AA-3770291	FOUR CORNERS CONST GRP		31,891	1485		37,286		368	36,918	44,301	6,560	37,741	31,891	5,850	6.	957	702
AA-3190191	FRANCHISE TEAM INS. CO.														6.		
AA-1080011	GARLAN INSURANCE LTD.		31	1075		31			31	37		37	31	6	6.	1	1
AA-3190767	GATEWAY INS. CO.														6.		
AA-5340310	GEN INS CORP OF INDIA														5.		
AA-1120661	GENERAL ACCIDENT REINS														6.		
AA-3190219	GENERAL INT'L LTD		10,713	1315		9,335			9,335	11,202	(1,377)	12,580	10,713	1,867	6.	321	224
AA-1340145	GENERAL REINS AG		22,354	1136		16,594		14	16,580	19,896	1,202	18,694	18,694		1.	299	
AA-1460060	GENERAL REINS UK LTD						99	99							6.		
AA-1320110	GENERALI ASSURANCES IARD					(63)	63				(63)	63		63	3.		2
AA-9350003	GENERALI POJISTOVNA AS														6.		
AA-3774117	GENERATIONS GRP LTD.		28,228	1512		37,972		1	37,971	45,565	13,496	32,069	28,228	3,841	6.	847	461
AA-1460070	GERLING GLOBAL RE CO LTD														6.		
AA-1464111	GLACIER RE AG														6.		
AA-3160096	GLENMAPLE REIN CO LTD		5,040	1281		6,040		5	6,035	7,243	1,000	6,243	5,040	1,202	6.	151	144
AA-1120680	GLOBAL GENERAL & RE CO														6.		
AA-3770433	GOLDEN RULE LTD		55,987	1490		53,675		15	53,660	64,392	1,991	62,400	55,987	6,414	6.	1,680	770
AA-1930320	GOV INS OFF OF NEW S WALES														6.		
AA-1340043	GREAT LAKES INS SE		115	1134		(969)	1,139	170			(1,083)	1,083	115	969	2.	2	20
AA-3770356	GREEN OAK RE SPC						1	1							6.		
AA-3191302	GREINS GLOBAL LTD						85	85							6.		
AA-3191437	GROUP ARK INS LTD		1	1396		1			1	1		1	1		3.		
AA-3190908	GUILFORD RE LTD					459			459	550		550	550		6.	17	
AA-1780104	HAMILTON INS DAC					(7)	7				(7)	7		7	4.		
AA-3191190	HAMILTON RE LTD		12,337	1361		14,156			14,156	16,987	1,819	15,168	12,337	2,831	4.	370	93
AA-3190060	HANNOVER RE BERMUDA LTD		453	1290		453		8	444	533		533	453		2.	10	2
AA-1340125	HANNOVER RUECK SE						66	66							2.		
AA-3190075	HARBOUR ASSUR. CO. OF BER		237	1301		237			237	284		284	237	47	6.	7	6
AA-3770061	HARVEST INS CO		80,629	1446		85,666			85,666	102,799	9,789	93,010	80,629	12,381	6.	2,419	1,486
AA-1120982	HCC INTERNATIONAL INS CO PLC					(106)	599	494			(106)	106		106	6.		13
AA-1249999	HDI GERLING INDUSTRIAL																
AA-1340106	HDI GLOBAL SE		8,412	3135		951		27	923	1,108	1,108				2.		

23.15

ANNUAL STATEMENT FOR THE YEAR 2023 OF THE ZURICH AMERICAN INSURANCE COMPANY

SCHEDULE F - PART 3 (Continued)

Ceded Reinsurance as of December 31, Current Year (\$000 Omitted)
(Credit Risk)

ID Number From Col. 1	Name of Reinsurer From Col. 3	Collateral				25 Total Funds Held, Payables & Collateral	26 Net Recoverable Net of Funds Held & Collateral	27 Applicable Sch. F Penalty (Col. 78)	Ceded Reinsurance Credit Risk								
		21 Multiple Beneficiary Trusts	22 Letters of Credit	23 Issuing or Confirming Bank Reference Number	24 Single Beneficiary Trusts & Other Allowable Collateral				28 Total Amount Recoverable from Reinsurers Less Penalty (Cols. 15-27)	29 Stressed Recoverable (Col. 28 * 120%)	30 Reinsurance Payable & Funds Held (Cols. 17+18+20; but not in excess of Col. 29)	31 Stressed Net Recoverable (Cols. 29-30)	32 Total Collateral (Cols. 21+22 + 24, not in Excess of Col. 31)	33 Stressed Net Recoverable Net of Collateral Offsets (Cols. 31-32)	34 Reinsurer Designation Equivalent	35 Credit Risk on Collateralized Recoverables (Col. 32 * Factor Applicable to Reinsurer Designation Equivalent in Col. 34)	36 Credit Risk on Un-collateralized Recoverables (Col. 33 * Factor Applicable to Reinsurer Designation Equivalent in Col. 34)
AA-1340041	HDI GLOBAL SPECIALTY SE					130			130	156	156				2		
AA-3774133	HEARTLAND GROUP LTD.														6		
AA-3770498	HEAVY HIGHWAY INS SOL LTD				8,681	5,471			5,471	6,565	1,933	4,631	4,631		6	139	
AA-1460080	HELVETIA SCHWEIZERISCHE V	7,514		3205		2,487		1	2,485	2,983	1,306	1,676	1,676		6	50	
AA-3770336	HEXAGON INS CO LTD				11,154	10,535	4,057	4,057	10,535	12,641	(620)	13,261	11,154	2,107	6	335	
AA-1120760	HIGHLANDS INS. CO. (UK)														6		
AA-1120525	HISCOX INS CO LTD						3	3							3		
AA-5280035	HOTAI INSURANCE CO LTD	25		1527		11		1	10	12		12	12		2		
AA-1444101	IF P&C INS LTD	14		1175		14			14	17		17	14	3	6		
AA-3770538	IMPACT RE, LTD	1,400		1510		1,154			1,154	1,385	32	1,353	1,353		6	41	
AA-1720095	INDUSTRIAL MUTUAL INS														6		
AA-3779994	INDUSTRIAL STAFFING LTD	54,445		1523		68,016		24	67,992	81,590	29,692	51,898	51,898		6	1,557	
AA-9220050	INGOSSTRAKH														5		
AA-9220005	INS CO OF GAZ INDUSTRY SOGAZ														6		
AA-1120812	INS. CORP OF SINGAPORE UK						6	6							6		
AA-1560480	INTACT INS CO					26			26	31	31				2		
AA-3191254	INTERNATIONAL GENERAL INS CO LTD	400		1374		8			8	9	(83)	92	92		3	3	
AA-1120154	INTL GEN INS CO LTD						4	4		1					6		
AA-3194152	INTL INDEMNITY LTD					6		1	5	6	6				6		
AA-3190416	INTRA-CONTINENTAL ENSURER					508	194	220	481	578	508	70	70	70	6	8	
AA-0009999	ION INS CO INC					111			111	134	134				6		
AA-9689000	ION TRIAC INS. CO.														6		
AA-3190463	IPCRE LTD														6		
AA-2230425	IRB BRASIL RESSEGUROS SA	102		1275		85		9	76	91	7	84	84		4	3	
AA-3770115	IWLA INS. CO.	102,507		1457		117,112			117,112	140,535	51,712	88,823	88,823		6	2,665	
AA-3190769	JAMES DOUGLAS INS. CO.	9,823		1325		5,935			5,935	7,122	(4)	7,126	7,126		6	214	
AA-1080027	JUPITER INS LTD						1,055	1,055							3		
AA-3190347	KANE SAC LTD														6		
AA-1120835	KINGSCROFT INS CO LTD														6		
AA-5420050	KOREAN RE CO	499		1534		467		1	466	559	149	410	410		3	11	
AA-1460029	KOREAN RE SWITZERLAND AG					21	99	99	21	26	21	4		4	6		
AA-1120999	KX RE CO LTD						275	275							6		
AA-1120066	LANCASHIRE INS. CO. (UK)	320		1079		50			50	60	60				3		
AA-3190842	LANSDOWNE INS CO LTD						57	57							6		
AA-3190654	LASALLE RE LTD.														6		
AA-1370048	LIBERTY MUTUAL INS EUROPE SE					40			40	48	48				6		
AA-3190917	LIBERTY SPECIALTY MARKETS BERMUDA	714		1345		1,189		10	1,179	1,415	475	940	714	226	3	20	
AA-3191184	LIKEWISE RE LTD	6,700		1360		581			581	697	697				6		
AA-1120920	LIME STREET INS CO						2	2							6		
AA-1122004	LLOYDS SYNDICATE #1681-SLATER WALKER														6		
AA-1720092	LOCAL TAPIOLA GEN MUTUAL INS CO														6		
AA-1120887	LONDON & EDINBURGH INS.														6		
AA-1121134	LONDON & OVERSEAS INS. CO														6		
AA-3191239	LUMEN RE LTD	3,536		1372		2,388			2,388	2,866		2,866	2,866		6	86	

ANNUAL STATEMENT FOR THE YEAR 2023 OF THE ZURICH AMERICAN INSURANCE COMPANY

SCHEDULE F - PART 3 (Continued)

Ceded Reinsurance as of December 31, Current Year (\$000 Omitted)
(Credit Risk)

ID Number From Col. 1	Name of Reinsurer From Col. 3	Collateral				25 Total Funds Held, Payables & Collateral	26 Net Recoverable Net of Funds Held & Collateral	27 Applicable Sch. F Penalty (Col. 78)	Ceded Reinsurance Credit Risk							
		21 Multiple Beneficiary Trusts	22 Letters of Credit	23 Issuing or Confirming Bank Reference Number	24 Single Beneficiary Trusts & Other Allowable Collateral				28 Total Amount Recoverable from Reinsurers Less Penalty (Cols. 15-27)	29 Stressed Recoverable (Col. 28 * 120%)	30 Reinsurance Payable & Funds Held (Cols. 17+18+20; but not in excess of Col. 29)	31 Stressed Net Recoverable (Cols. 29-30)	32 Total Collateral (Cols. 21+22 + 24, not in Excess of Col. 31)	33 Stressed Net Recoverable Net of Collateral Offsets (Cols. 31-32)	34 Reinsurer Designation Equivalent	35 Credit Risk on Collateralized Recoverables (Col. 32 * Factor Applicable to Reinsurer Designation Equivalent in Col. 34)
AA-8310013	LYRA INS GUERNSEY LTD					26			26	31	30	1		1	6.	
AA-3770137	MAC CAS LTD		95,497	3462		105,975			105,975	127,170	28,259	98,911	95,497	3,413	6.	410
AA-1840610	MAPFRE ESPANA COMPANIA DE SEGUROS														3.	
AA-1842029	MAPFRE GLOBAL RISKS														6.	
AA-3190669	MARIAS FALLS INS CO LTD		3,500	1320		63			63	76	76				6.	
AA-3190829	MARKEL BERMUDA LTD		255	1332		232			232	278	(24)	302	255		3.	1
AA-3190715	METAL WORKERS INS LTD														6.	
AA-3190261	MICHIGAN ASSUR LTD														6.	
AA-3190588	MILESTONE INS. CO. LTD.														6.	
AA-1120980	MINSTER INS CO LTD														6.	
AA-4690615	MISR INS. CO.					(2)	3	1		(2)		2		2	5.	
AA-1580085	MITSUJ SUMITOMO INS CO						99	99							2.	
AA-1121410	MITSUJ SUMITOMO INS CO					23		4	20	24	24				6.	
AA-1320222	MMA IARD ASSUR MUTUELLES														6.	
AA-1460019	MS AML IN AG		8,976	2185		8,798			8,798	10,557	(178)	10,736	8,976	1,760	3.	49
AA-1340165	MUNCHENER RUECKVERSICHERUNGS		18,314	1141		20,483		17	20,466	24,559	2,169	22,390	18,314	4,076	2.	86
AA-1120011	MUNICH REINS CO		513	1077		207			207	249	182	67	67		6.	2
AA-3190120	MUTUAL REINS CO LTD														6.	
AA-3190280	N. I. LIMITED						4	4							6.	
AA-3770072	NAT'L ENVIRONMENTAL INS.						1	1							6.	
AA-1129999	NATIONAL CAS OF AMERICA						52	52							6.	
AA-3770167	NATIONAL CONTRACTORS INS CO		130,578	3466		168,293		100	168,193	201,831	39,038	162,793	130,578	32,215	6.	3,866
AA-3774174	NATIONAL FOUNDERS INS CO														6.	
AA-5310005	NATIONALE BORG REINS NV		152	1528		152			152	182		182	152	30	3.	1
AA-1380115	NATL BORG MIJ N V														6.	
AA-3190869	NEW CASTLE REINS. CO. LTD.														6.	
AA-3774175	NEW CON INS. CO.		42,457	1521		59,774		26	59,748	71,698	20,493	51,205	42,457	8,749	6.	1,050
AA-1120015	NEW HAMPSHIRE INS. CO.						13	13							6.	
AA-5340660	NEW INDIA ASSUR CO.					(56)	56			(56)		56		56	5.	3
AA-3610030	NEW LONDON REINS CO LTD						68	68							6.	
AA-3199994	NIGHTENGAL RE														6.	
AA-1121075	NIPPON INS CO OF EUROPE														6.	
AA-1121095	NORTH ATLANTIC INS.														6.	
AA-3160147	NORTHERN INS CO LTD				5,822	6,172	1,607	1,607	6,172	7,406	350	7,056	5,822	1,234	6.	148
AA-3770125	NORTH RIDGE INS. CO.						44	44							6.	
AA-3160161	OCEAN INTL RE CO LTD					(7)	709	702			(7)	7		7	6.	1
AA-1121135	OIC RUN-OFF LTD														6.	
AA-3779991	OLD GUARD RE														6.	
AA-3774173	OLYMPIC STAR INS CO LTD		149	1520		149	172	172	149	179		179	149	30	6.	4
AA-8310022	ORCHID INS LTD		1,200	1536		592			592	710	506	204	204		6.	6
AA-1422010	OSLO RE CO UK LTD														6.	
AA-3190131	OWENS INS. LTD.		10,010	1305		2,566			2,566	3,079	(9)	3,088	3,088		6.	93
AA-1780078	PARTNER RE EUROPE SE		6,117	1251		5,760			5,760	6,912	(357)	7,269	6,117	1,152	2.	24
AA-1780096	PARTNER RE IRE DESIGNATED ACTIVITY														2.	

23.17

ANNUAL STATEMENT FOR THE YEAR 2023 OF THE ZURICH AMERICAN INSURANCE COMPANY

SCHEDULE F - PART 3 (Continued)

Ceded Reinsurance as of December 31, Current Year (\$000 Omitted)
(Credit Risk)

ID Number From Col. 1	Name of Reinsurer From Col. 3	Collateral				25 Total Funds Held, Payables & Collateral	26 Net Recoverable Net of Funds Held & Collateral	27 Applicable Sch. F Penalty (Col. 78)	Ceded Reinsurance Credit Risk									
		21 Multiple Beneficiary Trusts	22 Letters of Credit	23 Issuing or Confirming Bank Reference Number	24 Single Beneficiary Trusts & Other Allowable Collateral				28 Total Amount Recoverable from Reinsurers Less Penalty (Cols. 15-27)	29 Stressed Recoverable (Col. 28 * 120%)	30 Reinsurance Payable & Funds Held (Cols. 17+18+20; but not in excess of Col. 29)	31 Stressed Net Recoverable (Cols. 29-30)	32 Total Collateral (Cols. 21+22 + 24, not in Excess of Col. 31)	33 Stressed Net Recoverable Net of Collateral Offsets (Cols. 31-32)	34 Reinsurer Designation Equivalent	35 Credit Risk on Collateralized Recoverables (Col. 32 * Factor Applicable to Reinsurer Designation Equivalent in Col. 34)	36 Credit Risk on Un-collateralized Recoverables (Col. 33 * Factor Applicable to Reinsurer Designation Equivalent in Col. 34)	
AA-1370046	SI INS (EUROPE) SA																	
AA-3770174	SIGNATURE INS CO		54,900	1470		47,026			47,026	56,431	5,768	50,662	50,662			6.		
AA-1440076	SIRIUS INTL INS					166			166	199	199					4.		
AA-3191321	SIRIUSPOINT BERMUDA INS CO LTD		90	1380		90			90	108		108	90	18	4.		3	1
AA-3190969	SOLUTION INS LTD.		28,000	1357		23,105			23,105	27,727	33	27,694	27,694			2.	831	
AA-1580110	SOMPO JAPAN NIPPONKOA INS INC		375	1240		109		20	89	107	(89)	197	197			6.	4	
AA-1320295	SOREMA-STE.DE REASS.DES A															6.		
AA-3770252	SOUTHERN CONSTRUCTION GRP LTD		48,500	1477		49,659	1,542	1,548	49,653	59,584	1,159	58,425	48,500	9,925		6.	1,455	1,191
AA-1121360	SOVEREIGN MARINE & GEN															6.		
AA-1122005	ST. HELEN'S INS. CO.															6.		
AA-3190761	STELLAR INS LTD					(19)	1,404	1,385			(19)	19		19		3.		1
AA-1374101	STONEFORT RE SA		38,883	1168		42,919			42,919	51,503	4,036	47,467	38,883	8,584		4.	1,166	283
AA-1121390	STRONGHOLD INS. CO.						126	126								6.		
AA-1340045	SWISS GERMANY AG															6.		
AA-1560160	SWISS RE CO CANADA															6.		
AA-1370021	SWISS RE EUROPE SA		2	1160		2			2	2		2	2			2.		
AA-1370020	SWISS RE INTL SE															2.		
AA-1460146	SWISS REINS CO LTD				271	139		1	138	166	(131)	297	271	26		2.	6	1
AA-1931004	SYDNEY REINS. CO. PTY. LT															6.		
AA-5324100	TAIPIING REINS CO LTD					(180)	267	88			(180)	180		180		3.		5
AA-3191220	TELLURIDE INS LTD		2,191	1365		(29)										6.		
AA-3770197	TEMPORARY SERVICES INS.		167,999	3474		134,692			134,692	161,630	61,277	100,353	100,353			6.	3,011	
AA-1121575	TENECOM LTD															6.		
AA-3774108	THE FOUNDATION GRP LTD.		44,275	1511		54,917	2,358	2,358	54,917	65,900	10,642	55,258	44,275	10,983		6.	1,328	1,318
AA-3774126	THE INDEPENDENCE GRP LTD		26,317	1515		27,444			27,444	32,933	4,896	28,037	26,317	1,721		6.	789	206
AA-3190777	THREE CROWNS INS. CO.						22	22								6.		
AA-1460034	TOA 21ST CENTURY REINS CO LTD		4,650	1200		2,671			2,671	3,205	296	2,909	2,909			6.	87	
AA-1121445	TOKIO MARINE KILN INS LTD					40		6	33	40						6.		
AA-1580100	TOKIO MARINE&NICHIDO FIRE						33	33								1.		
AA-3190155	TRANSCON INS. LTD.		10,750	1307		1,615		55	1,561	1,873	(175)	2,048	2,048			6.	61	
AA-3190708	TRANSGLOBAL INS. LTD.															6.		
AA-3191368	TRANSPORTATION REINS UNDERWRITING C				2,799	1,336			1,336	1,603	140	1,463	1,463			6.	44	
AA-1120159	TRANSRE LONDON LTD					(35)	35				(35)	35		35		1.		1
AA-1121375	TRAVELERS INS. CO. LTD															1.		
AA-1280001	TRYG INS. CO.					94			94	112	112					6.		
AA-1120431	TUREGUM INS CO (UK)						1	1								6.		
AA-3770526	ULTRA INS (CAYMAN), LTD		3,225	1508		3,724	1,249	1,249	3,724	4,468	499	3,970	3,225	745		6.	97	89
AA-1420080	UNI MUTUAL GENERAL INS.						92	92								6.		
AA-1121480	UNIONAMERICA INS CO LTD						2	2								6.		
AA-3771163	UNITED TRADES INS. CO.															6.		
AA-3190580	UNIVERSAL RE BERMUDA					(5)										6.		
AA-1460006	VALIDUS RE (SWITZERLAND) LTD					13,211	13,178	9	13,169	15,802	(33)	15,836	13,211	2,624		3.	370	73
AA-3190870	VALIDUS RE LTD		471	1334		13,255			13,255	15,906	124	15,783	15,783			3.	442	
AA-3770282	VALLEY INDEMNITY LTD		41,808	1479		44,559			44,559	53,471	2,751	50,720	41,808	8,912		6.	1,254	1,069

ANNUAL STATEMENT FOR THE YEAR 2023 OF THE ZURICH AMERICAN INSURANCE COMPANY

SCHEDULE F - PART 3 (Continued)

Ceded Reinsurance as of December 31, Current Year (\$000 Omitted)
(Credit Risk)

ID Number From Col. 1	Name of Reinsurer From Col. 3	Collateral				25 Total Funds Held, Payables & Collateral	26 Net Recoverable Net of Funds Held & Collateral	27 Applicable Sch. F Penalty (Col. 78)	Ceded Reinsurance Credit Risk								
		21 Multiple Beneficiary Trusts	22 Letters of Credit	23 Issuing or Confirming Bank Reference Number	24 Single Beneficiary Trusts & Other Allowable Collateral				28 Total Amount Recoverable from Reinsurers Less Penalty (Cols. 15-27)	29 Stressed Recoverable (Col. 28 * 120%)	30 Reinsurance Payable & Funds Held (Cols. 17+18+20; but not in excess of Col. 29)	31 Stressed Net Recoverable (Cols. 29-30)	32 Total Collateral (Cols. 21+22 + 24, not in Excess of Col. 31)	33 Stressed Net Recoverable Net of Collateral Offsets (Cols. 31-32)	34 Reinsurer Designation Equivalent	35 Credit Risk on Collateralized Recoverables (Col. 32 * Factor Applicable to Reinsurer Designation Equivalent in Col. 34)	36 Credit Risk on Un-collateralized Recoverables (Col. 33 * Factor Applicable to Reinsurer Designation Equivalent in Col. 34)
AA-3191432	VANTAGE RISK LTD																
AA-1460175	VERITAS RUCKVERSICHERUNGS																
AA-1420147	VESTA REINS. A/S						7	7									
AA-3774134	VISION INS. CO.																
AA-1780111	VITAL BLUE INS DAC					167	218	234	151	181	167	14		14			2
AA-1121525	WALBROOK INS CO																
AA-1120740	WASA INTL (UK) INS CO																
AA-3194184	WHIRLPOOL INS. CO. LTD.																
AA-3770335	WILDCAT ENERGY INS LTD.		57,847	1487		71,925			71,925	86,310	15,039	71,271	57,847	13,424		1,735	1,611
AA-1120386	WORLD AUXILIARY INS.						16	16									
AA-3190487	WRENFORD INS CO		2,550	1319		(13)											
AA-3191315	XL BERMUDA LTD					(11)	11				(11)	11		11			
AA-1121547	XL INS CO SE																
AA-1780072	XL RE EUROPE LTD		3,207	2246		3,208			3,208	3,849	1	3,849	3,207	642		67	13
AA-9610003	ZAVAROVANICA TRIGLAV D D					(396)	488	92			(396)	396		396			48
AA-1120515	ZURICH LEGACY SOLUTIONS SERVICES UK																
2699999	Total Unauthorized - Other Non-U.S. Insurers		3,347,439	XXX	98,826	3,619,519	33,887	32,824	3,620,736	4,344,883	803,196	3,541,686	3,179,818	361,868	XXX	93,706	39,517
2899999	Total Unauthorized Excluding Protected Cells (Sum of 2299999, 2399999, 2499999, 2599999 and 2699999)		5,160,417	XXX	9,417,451	13,888,866	52,288	80,646	13,877,819	16,653,383	1,283,369	15,370,014	13,801,274	1,568,740	XXX	325,725	73,356
36-4233459	EFFECTS OF INTERCOMPANY POOLING (FOOTNOTE #26)							1	XXX	XXX	XXX	XXX	XXX	XXX	XXX	XXX	XXX
2999999	Total Certified - Affiliates - U.S. Intercompany Pooling			XXX				1	XXX	XXX	XXX	XXX	XXX	XXX	XXX	XXX	XXX
3299999	Total Certified - Affiliates - U.S. Non-Pool			XXX					XXX	XXX	XXX	XXX	XXX	XXX	XXX	XXX	XXX
3599999	Total Certified - Affiliates - Other (Non-U.S.)			XXX											XXX		
3699999	Total Certified - Affiliates			XXX				1							XXX		
CR-3194128	ALLIED WORLD ASSUR CO		8,020	1416		29			29	34		34	34		3	1	
CR-3194126	ARCH REINS LTD		8	2414		14	32		46	55	6	49	8	41	2		1
CR-1460018	CATLIN RE SWITZERLAND LTD		160	1181		156		7	149	178	(5)	183	160	23	2	3	
CR-1460018	CATLIN RE SWITZERLAND LTD		4,171	1182		154		5	149	179	(4)	183	183		2	4	
CR-3190770	CHUBB TEMPEST RE LTD		100	1329		66			66	79	13	66	66		1	1	
CR-3194122	DAVINCI REINS LTD		254			254	254		508	610		610	254	356	3	7	10
CR-3194101	EVEREST RE BERMUDA LTD		27,322	1402		28,272	109,287		137,560	165,071	950	164,121	27,322	136,799	2	574	2,873
CR-3190060	HANNOVER RE BERMUDA LTD		13	1292		26	53		79	95	13	82	13	69	2		1
CR-3190060	HANNOVER RE BERMUDA LTD		2,265	1291		2,300	5,518		7,818	9,381	35	9,346	2,265	7,081	2	48	149
CR-1340125	HANNOVER RUECK SE		5			5	22		27	33		33	5	27	2		1
CR-1340125	HANNOVER RUECK SE		5,423			2,858	48,803	1	51,660	61,992	(2,565)	64,557	5,423	59,134	2	114	1,242
CR-3190875	HISCOX INS CO (BERMUDA) LTD		3,338	1340		2,709			2,709	3,251	4	3,247	3,247		3	91	
CR-3190829	MARKEL BERMUDA LTD		8,654	1333		1			1	1		1	1		3		
CR-1340165	MUNCHENER RUECKVERSICHERUNGS		22,408	1142		21,185	201,674		222,859	267,430	(1,224)	268,654	22,408	246,246	2	471	5,171
CR-1460100	NEW REINSURANCE COMPANY LTD.														2		
CR-3190686	PARTNER RE CO LTD		64			65	257		322	387		386	64	322	2	1	7
CR-1780078	PARTNER RE EUROPE SE			101		(32)	405		372	447	(133)	580	101	479	2	2	10
CR-1460023	RENAISSANCE RE EUROPE AG		382			131	1,529	19	1,642	1,970	(251)	2,221	382	1,838	2	8	39
CR-3190339	RENAISSANCE RE LTD		281			26	1,126		1,152	1,383	(255)	1,638	281	1,356	2	6	28

23.20

ANNUAL STATEMENT FOR THE YEAR 2023 OF THE ZURICH AMERICAN INSURANCE COMPANY

SCHEDULE F - PART 3 (Continued)

Ceded Reinsurance as of December 31, Current Year (\$000 Omitted)
(Credit Risk)

ID Number From Col. 1	Name of Reinsurer From Col. 3	Collateral				25 Total Funds Held, Payables & Collateral	26 Net Recoverable Net of Funds Held & Collateral	27 Applicable Sch. F Penalty (Col. 78)	Ceded Reinsurance Credit Risk								
		21 Multiple Beneficiary Trusts	22 Letters of Credit	23 Issuing or Confirming Bank Reference Number	24 Single Beneficiary Trusts & Other Allowable Collateral				28 Total Amount Recoverable from Reinsurers Less Penalty (Cols. 15-27)	29 Stressed Recoverable (Col. 28 * 120%)	30 Reinsurance Payable & Funds Held (Cols. 17+18+20; but not in excess of Col. 29)	31 Stressed Net Recoverable (Cols. 29-30)	32 Total Collateral (Cols. 21+22 + 24, not in Excess of Col. 31)	33 Stressed Net Recoverable Net of Collateral Offsets (Cols. 31-32)	34 Reinsurer Designation Equivalent	35 Credit Risk on Collateralized Recoverables (Col. 32 * Factor Applicable to Reinsurer Designation Equivalent in Col. 34)	36 Credit Risk on Un-collateralized Recoverables (Col. 33 * Factor Applicable to Reinsurer Designation Equivalent in Col. 34)
CR-1460146	SWISS REINS CO LTD				15	59		74	89		89	15	74	2	2		
CR-1460146	SWISS REINS CO LTD				19,695	177,259	57	196,836	236,203	(62)	236,264	19,695	216,569	2	4,548		
CR-1120159	TRANSRE LONDON LTD				(1)									1			
CR-3191315	XL BERMUDA LTD			1378	15	80	79	16	19	15	4		4	2			
CR-3191315	XL BERMUDA LTD													2			
CR-1780072	XL RE EUROPE LTD		12,165	2247				2,142	2,570	560	2,010	2,010		2	42		
4099999	Total Certified - Other Non-U.S. Insurers	6,410	88,726	XXX	19,710	80,024	168	626,215	751,458	(2,900)	754,358	83,939	670,419	XXX	1,787	14,081	
4299999	Total Certified Excluding Protected Cells (Sum of 3699999, 3799999, 3899999, 3999999 and 4099999)	6,410	88,726	XXX	19,710	80,024	169	626,215	751,458	(2,900)	754,358	83,939	670,419	XXX	1,787	14,081	
36-4233459	EFFECTS OF INTERCOMPANY POOLING (FOOTNOTE #26)							XXX	XXX	XXX	XXX	XXX	XXX	XXX	XXX	XXX	
4399999	Total Reciprocal Jurisdiction - Affiliates - U.S. Intercompany Pooling			XXX				XXX	XXX	XXX	XXX	XXX	XXX	XXX	XXX	XXX	
4699999	Total Reciprocal Jurisdiction - Affiliates - U.S. Non-Pool			XXX				XXX	XXX	XXX	XXX	XXX	XXX	XXX	XXX	XXX	
RJ-3190947	ZURICH GLOBAL LTD				532,684	701,896		1,179,992	1,415,990	169,213	1,246,778	532,684	714,094	2	11,186	14,996	
RJ-1460190	ZURICH INS CO - GCIE					539,924		2,425,371	2,910,445	539,924	2,370,521		2,370,521	2	49,781		
4899999	Total Reciprocal Jurisdiction - Affiliates - Other (Non-U.S.) - Other			XXX	532,684	1,241,820		3,605,363	4,326,435	709,136	3,617,299	532,684	3,084,615	XXX	11,186	64,777	
4999999	Total Reciprocal Jurisdiction - Affiliates - Other (Non-U.S.)			XXX	532,684	1,241,820		3,605,363	4,326,435	709,136	3,617,299	532,684	3,084,615	XXX	11,186	64,777	
5099999	Total Reciprocal Jurisdiction - Affiliates			XXX	532,684	1,241,820		3,605,363	4,326,435	709,136	3,617,299	532,684	3,084,615	XXX	11,186	64,777	
RJ-3194128	ALLIED WORLD ASSUR CO			1417										3			
RJ-3194126	ARCH REINS LTD				252	686		938	1,125	252	873		873	2	18		
RJ-3191352	ASCOT BERMUDA LTD				38	161		199	238	38	201		201	3	6		
RJ-3194168	ASPEN BERMUDA LTD		1,597	1439		1,711		1,711	2,053	114	1,939	1,597	342	3	45		
RJ-3191435	CONDUIT REINS LTD				1,217	6,056		7,273	8,728	1,217	7,511		7,511	4	248		
RJ-1120191	CONVEX INS UK LTD		1,627	1083		2,055		2,055	2,466	428	2,038	1,627	411	3	46		
RJ-3191400	CONVEX RE LTD		4,292	1390		4,354		4,354	5,225	63	5,162	4,292	871	3	120		
RJ-3194122	DAVINCI REINS LTD				206			206	247	213	34		34	3	1		
RJ-1340028	DEVK (DEVK RUCKVERSICHERUNGS UND BE		87	1130		141		141	170	54	115		87	6	3		
RJ-3194101	EVEREST RE BERMUDA LTD		6,667	1403		19,107	40,041	59,148	70,977	12,440	58,538	6,667	51,870	2	1,089		
RJ-3191437	GROUP ARK INS LTD				41			41	49	49				3			
RJ-3190060	HANNOVER RE BERMUDA LTD		1,135	1293		1,820		1,820	2,184	685	1,499	1,135	364	2	24		
RJ-1340125	HANNOVER RUECK SE				665	8,438		9,103	10,923	665	10,258		10,258	2	215		
RJ-3190875	HISCOX INS CO (BERMUDA) LTD		220	1341		263		263	315	43	273	220	53	3	6		
RJ-3190871	LANCASHIRE INS. CO. LTD.				358	2,257		2,616	3,139	358	2,781		2,781	3	78		
RJ-3190917	LIBERTY SPECIALTY MARKETS BERMUDA		1	1346		(1)				(2)	2	1	1	3			
RJ-1127084	LLOYDS SYNDICATE #1084				171	414		585	702	171	531		531	6	64		
RJ-1127183	LLOYDS SYNDICATE #1183													3			
RJ-1120085	LLOYDS SYNDICATE #1274													3			
RJ-1127301	LLOYDS SYNDICATE #1301				55	2,814		2,869	3,442	55	3,387		3,387	3	95		
RJ-1127414	LLOYDS SYNDICATE #1414				16	69		85	102	16	86		86	6	10		
RJ-1120102	LLOYDS SYNDICATE #1458						5	5	6		6		6	3			
RJ-1120197	LLOYDS SYNDICATE #1609-ASTA MANAGIN													6			

ANNUAL STATEMENT FOR THE YEAR 2023 OF THE ZURICH AMERICAN INSURANCE COMPANY

SCHEDULE F - PART 3 (Continued)

Ceded Reinsurance as of December 31, Current Year (\$000 Omitted)
(Credit Risk)

ID Number From Col. 1	Name of Reinsurer From Col. 3	Collateral				25 Total Funds Held, Payables & Collateral	26 Net Recoverable Net of Funds Held & Collateral	27 Applicable Sch. F Penalty (Col. 78)	Ceded Reinsurance Credit Risk								
		21 Multiple Beneficiary Trusts	22 Letters of Credit	23 Issuing or Confirming Bank Reference Number	24 Single Beneficiary Trusts & Other Allowable Collateral				28 Total Amount Recoverable from Reinsurers Less Penalty (Cols. 15-27)	29 Stressed Recoverable (Col. 28 * 120%)	30 Reinsurance Payable & Funds Held (Cols. 17+18+20; but not in excess of Col. 29)	31 Stressed Net Recoverable (Cols. 29-30)	32 Total Collateral (Cols. 21+22 + 24, not in Excess of Col. 31)	33 Stressed Net Recoverable Net of Collateral Offsets (Cols. 31-32)	34 Reinsurer Designation Equivalent	35 Credit Risk on Collateralized Recoverables (Col. 32 * Factor Applicable to Reinsurer Designation Equivalent in Col. 34)	36 Credit Risk on Un-collateralized Recoverables (Col. 33 * Factor Applicable to Reinsurer Designation Equivalent in Col. 34)
RJ-1120198	LLOYDS SYNDICATE #1618														6.		
RJ-1120171	LLOYDS SYNDICATE #1856														6.		
RJ-1120054	LLOYDS SYNDICATE #1896					22	35		57	68	22	46		46	3.		1
RJ-1120083	LLOYDS SYNDICATE #1910					132	162		295	354	132	221		221	3.		6
RJ-1128001	LLOYDS SYNDICATE #2001					38	263		301	361	38	323		323	3.		9
RJ-1128003	LLOYDS SYNDICATE #2003					(1)									3.		
RJ-1128010	LLOYDS SYNDICATE #2010					(56)	77		18	22	(56)	78		78	3.		2
RJ-1128623	LLOYDS SYNDICATE #2623					(69)	74		8	10	(69)	79		79	3.		2
RJ-1128791	LLOYDS SYNDICATE #2791					59	65		124	149	59	90		90	3.		3
RJ-1128987	LLOYDS SYNDICATE #2987					62	5		67	80	62	18		18	3.		1
RJ-1129000	LLOYDS SYNDICATE #3000					(1)	4		3	4	(1)	5		5	3.		
RJ-1126033	LLOYDS SYNDICATE #33					192	13		205	246	192	54		54	3.		2
RJ-1120116	LLOYDS SYNDICATE #3902					(2)	4		2	2	(2)	4		4	3.		
RJ-1126005	LLOYDS SYNDICATE #4000					(3)									6.		
RJ-1120075	LLOYDS SYNDICATE #4020					1	7		8	10	1	9		9	3.		
RJ-1126004	LLOYDS SYNDICATE #4444					(2)	6		4	5	(2)	7		7	6.		1
RJ-1126006	LLOYDS SYNDICATE #4472					10	12		10	12	10	12		12	3.		
RJ-1120090	LLOYDS SYNDICATE #4711					172	5		177	212	172	40		40	3.		1
RJ-1126566	LLOYDS SYNDICATE #566					(1)	5		4	5	(1)	6		6	3.		
RJ-1126623	LLOYDS SYNDICATE #623					(15)	16		2	2	(15)	17		17	3.		
RJ-1840000	MAPFRE RE CIA DE REASEGUROS					516	9,692		10,208	12,250	516	11,734		11,734	3.		329
RJ-1460019	MS AML IN AG	3,379		2186		4,322			4,322	5,187	943	4,244	3,379	864	3.	95	24
RJ-1340165	MUNCHENER RUECKVERSICHERUNGS	49,295		1143		64,905			64,905	77,886	15,610	62,276	49,295	12,981	2.	1,035	273
RJ-1460100	NEW REINSURANCE COMPANY LTD.														2.		
RJ-3190686	PARTNER RE CO LTD														2.		
RJ-1780078	PARTNER RE EUROPE SE	.66		1253		67			67	81	2	79	.66	13	2.	.1	
RJ-1460023	RENAISSANCE RE EUROPE AG	109		1196		98	384		482	579	(11)	590	109	481	2.	.2	10
RJ-3190339	RENAISSANCE RE LTD					142	46		188	226	142	84		84	2.		2
RJ-1320158	SCOR SE	3,474		1116		4,930			4,930	5,916	1,456	4,460	3,474	986	3.	97	28
RJ-1460146	SWISS REINS CO LTD	13,391		1207	22,793	45,184			45,184	54,221	9,000	45,221	36,184	9,037	2.	760	190
RJ-1120159	TRANSRE LONDON LTD					883	2,430		3,314	3,976	883	3,093		3,093	1.		49
RJ-1460006	VALIDUS RE (SWITZERLAND) LTD	7,204		1178	8,771	20,130	3,786		23,916	28,699	4,155	24,544	15,975	8,569	3.	447	240
RJ-3190870	VALIDUS RE LTD			1335		138			138	166	138	166		166	3.		
RJ-3191388	VERMEER RE LTD														6.		
RJ-3191315	XL BERMUDA LTD					(34)	145		110	132	(34)	167		167	2.		3
5499999	Total Reciprocal Jurisdiction - Other Non-U.S. Insurers		92,546	XXX	31,564	174,290	78,165		252,460	302,952	50,230	252,722	124,110	128,612	XXX	2,821	3,059
5699999	Total Reciprocal Jurisdiction Excluding Protected Cells (Sum of 5099999, 5199999, 5299999, 5399999 and 5499999)		92,546	XXX	564,248	1,416,110	2,441,708		3,857,823	4,629,387	759,366	3,870,021	656,793	3,213,227	XXX	14,007	67,836

23.22

ANNUAL STATEMENT FOR THE YEAR 2023 OF THE ZURICH AMERICAN INSURANCE COMPANY

SCHEDULE F - PART 3 (Continued)

Ceded Reinsurance as of December 31, Current Year (\$000 Omitted)
(Credit Risk)

ID Number From Col. 1	Name of Reinsurer From Col. 3	Collateral				25 Total Funds Held, Payables & Collateral	26 Net Recoverable Net of Funds Held & Collateral	27 Applicable Sch. F Penalty (Col. 78)	Ceded Reinsurance Credit Risk								
		21 Multiple Beneficiary Trusts	22 Letters of Credit	23 Issuing or Confirming Bank Reference Number	24 Single Beneficiary Trusts & Other Allowable Collateral				28 Total Amount Recoverable from Reinsurers Less Penalty (Cols. 15-27)	29 Stressed Recoverable (Col. 28 * 120%)	30 Reinsurance Payable & Funds Held (Cols. 17+18+20; but not in excess of Col. 29)	31 Stressed Net Recoverable (Cols. 29-30)	32 Total Collateral (Cols. 21+22 + 24, not in Excess of Col. 31)	33 Stressed Net Recoverable Net of Collateral Offsets (Cols. 31-32)	34 Reinsurer Designation Equivalent	35 Credit Risk on Collateralized Recoverables (Col. 32 * Factor Applicable to Reinsurer Designation Equivalent in Col. 34)	36 Credit Risk on Un-collateralized Recoverables (Col. 33 * Factor Applicable to Reinsurer Designation Equivalent in Col. 34)
5799999. Total Authorized, Unauthorized, Reciprocal Jurisdiction and Certified Excluding Protected Cells (Sum of 1499999, 2899999, 4299999 and 5699999)		247,333	5,342,635	XXX	10,025,369	15,868,016	4,869,708	94,505	20,427,557	24,513,069	2,134,169	22,378,899	14,798,074	7,580,825	XXX	347,855	203,783
5899999. Total Protected Cells (Sum of 1399999, 2799999, 4199999 and 5599999)				XXX					XXX	XXX	XXX	XXX	XXX	XXX	XXX	XXX	XXX
9999999 Totals		247,333	5,342,635	XXX	10,025,369	15,868,016	4,869,708	94,505	20,427,557	24,513,069	2,134,169	22,378,899	14,798,074	7,580,825	XXX	347,855	203,783

ANNUAL STATEMENT FOR THE YEAR 2023 OF THE ZURICH AMERICAN INSURANCE COMPANY

SCHEDULE F - PART 3 (Continued)

Ceded Reinsurance as of December 31, Current Year (\$000 Omitted)
(Aging of Ceded Reinsurance)

ID Number From Col. 1	Name of Reinsurer From Col. 3	Reinsurance Recoverable on Paid Losses and Paid Loss Adjustment Expenses						44 Total Recoverable on Paid Losses & LAE Amounts in Dispute Included in Col. 43	45 Recoverable on Paid Losses & LAE Over 90 Days Past Due Amounts Included in Cols. 40 & 41	46 Total Recoverable on Paid Losses & LAE Amounts Not in Dispute (Cols 43-44)	47 Recoverable on Paid Losses & LAE Over 90 Days Past Due Amounts Not in Dispute (Cols. 40 + 41 - 45)	48 Amounts Received Prior 90 Days	49 Percentage Overdue Col. 42/Col. 43	50 Percentage of Amounts More Than 90 Days Overdue Not in Dispute (Col. 47/(Cols. 46+48))	51 Percentage More Than 120 Days Overdue (Col. 41/ Col. 43)	52 Is the Amount in Col. 50 Less Than 20%? (Yes or No)	53 Amounts in Col. 47 for Reinsurers with Values Less Than 20% in Col. 50
		37	Overdue				43										
		Current	38 1 - 29 Days	39 30 - 90 Days	40 91 - 120 Days	41 Over 120 Days	42 Total Overdue Cols. 38+39 +40+41										
36-6071400	AMERICAN GUARANTY & LIABILITY INSURANCE COMPANY	30,013	1,711	3,000	2,903	10,001	17,615	47,629	47,629	12,904		37.0	27.1	21.0	NO		
36-3141762	AMERICAN ZURICH INSURANCE COMPANY	27,059	1,123	1,671	5	538	3,337	30,396	30,396	543		11.0	1.8	1.8	YES	543	
52-1096670	COLONIAL AMERICAN CASUALTY & SURETY					(1)	(1)	(1)	(1)			100.0		100.0	YES		
36-4233459	EFFECTS OF INTERCOMPANY POOLING (FOOTNOTE #26)														YES		
47-6022701	EMPIRE FIRE & MARINE INSURANCE	6,233	119			(156)	(37)	6,196	6,196	(0.6)		(0.6)		(2.5)	YES		
73-6091717	EMPIRE INDEMNITY INSURANCE COMPANY	1						1	1						YES		
13-3046577	FIDELITY & DEPOSIT COMPANY OF MARYLAND	(470)	2,792	11		86	2,889	2,419	2,419	86		119.4	3.6	3.6	YES	86	
41-1375004	RURAL COMMUNITY INSURANCE COMOANY														YES		
52-0981481	STEADFAST INSURANCE COMPANY	17,726	603	2,919	2,495	276	6,293	24,019	24,019	2,771		26.2	11.5	1.1	YES	2,771	
43-1249228	UNIVERSAL UNDERWRITERS INSURANCE COMPANY	17,626	18	36		1,403	1,458	19,084	19,084	1,403		7.6	7.4	7.4	YES	1,403	
36-3139101	UNIVERSAL UNDERWRITERS OF TEXAS														YES		
36-4233459	ZURICH AMERICAN INSURANCE COMPANY														YES		
36-2781080	ZURICH AMERICAN INSURANCE COMPANY OF ILLINOIS	2,641	325	183	(154)	(87)	267	2,909	2,909			9.2		(3.0)	YES		
0199999	Total Authorized - Affiliates - U.S. Intercompany Pooling	100,829	6,692	7,821	5,249	12,059	31,822	132,650		132,650	17,707		24.0	13.3	9.1	XXX	4,804
36-6071400	AMERICAN GUARANTY & LIABILITY INSURANCE COMPANY	4,886						4,886		4,886					YES		
13-3046577	FIDELITY & DEPOSIT COMPANY OF MARYLAND														YES		
52-0981481	STEADFAST INSURANCE COMPANY	(37)						(37)		(37)					YES		
95-2575892	TRUCK INSURANCE EXCHANGE	981						981		981					YES		
43-1249228	UNIVERSAL UNDERWRITERS INSURANCE COMPANY														YES		
36-4233459	ZURICH AMERICAN INSURANCE COMPANY														YES		
0399999	Total Authorized - Affiliates - U.S. Non-Pool - Other	5,830						5,830		5,830					XXX		
0499999	Total Authorized - Affiliates - U.S. Non-Pool	5,830						5,830		5,830					XXX		
0799999	Total Authorized - Affiliates - Other (Non-U.S.)														XXX		
0899999	Total Authorized - Affiliates	106,659	6,692	7,821	5,249	12,059	31,822	138,481		138,481	17,707		23.0	12.8	8.7	XXX	4,804
95-2371728	ACE AMERICAN INS CO	548	46	(25)	3	(402)	(378)	170		170	2,111	(223.1)		(237.3)	YES		
06-0237820	ACE PROPERTY AND CASUALTY	34	9	(720)	9	312	(389)	(355)	53	(407)	93	109.6		(88.0)	YES	269	
75-1940467	ACIG INS CO	1,577						1,577		1,577	61				YES		
36-6033855	AGCS MARINE INS CO														YES		
02-0309086	AIG SPECIALTY INS CO														YES		
95-3187355	ALLIANZ GLOBAL RISKS US INS CO	116	1	1		7	10	126		126	7	531	7.9	1.1	5.6	YES	7
94-6078058	ALLIANZ REINS AMERICA INC														YES		
95-4387273	ALLIED WORLD ASSUR CO US INC														YES		
06-1182357	ALLIED WORLD INS CO	1,857	12	24	(4)	(5)	27	1,883		1,883	1,325	1.4		(0.3)	YES		
36-0719665	ALLSTATE INS. CO.														YES		
36-2661954	AMERICAN AGRICULTURAL INS CO	25						25		25					YES		
52-2048110	AMERICAN ALTERNATIVE INS														YES		
59-0593886	AMERICAN BANKERS INS. CO.	3				(14)	(14)	(12)		(12)		121.7		119.2	YES		
13-5124990	AMERICAN HOME ASSUR CO.	(1)				6	6	5		5	6	117.4	117.1	116.7	NO		
35-0145400	AMERICAN STATES INS.														YES		
35-0145825	AMERICAN UNITED LIFE INS.										22				YES		
38-0829210	AMERISURE MUTUAL INS.														YES		
43-0990710	ARCH INS. CO.					4	4	4		4	1	99.6	79.0	99.6	NO		

ANNUAL STATEMENT FOR THE YEAR 2023 OF THE ZURICH AMERICAN INSURANCE COMPANY

SCHEDULE F - PART 3 (Continued)

Ceded Reinsurance as of December 31, Current Year (\$000 Omitted)

(Aging of Ceded Reinsurance)

ID Number From Col. 1	Name of Reinsurer From Col. 3	Reinsurance Recoverable on Paid Losses and Paid Loss Adjustment Expenses						43 Total Due Cols. 37+42 (In total should equal Cols. 7+8)	44 Total Recoverable on Paid Losses & LAE Amounts in Dispute Included in Col. 43	45 Recoverable on Paid Losses & LAE Over 90 Days Past Due Amounts in Dispute Included in Cols. 40 & 41	46 Total Recoverable on Paid Losses & LAE Amounts Not in Dispute (Cols 43-44)	47 Recoverable on Paid Losses & LAE Over 90 Days Past Due Amounts Not in Dispute (Cols. 40 + 41 - 45)	48 Amounts Received Prior 90 Days	49 Percentage Overdue Col. 42/Col. 43	50 Percentage of Amounts More Than 90 Days Overdue Not in Dispute (Col. 47/(Cols. 46+48))	51 Percentage More Than 120 Days Overdue (Col. 41/ Col. 43)	52 Is the Amount in Col. 50 Less Than 20%? (Yes or No)	53 Amounts in Col. 47 for Reinsurers with Values Less Than 20% in Col. 50
		37	Overdue				42 Total Overdue Cols. 38+39 +40+41											
		Current	38 1 - 29 Days	39 30 - 90 Days	40 91 - 120 Days	41 Over 120 Days												
06-1430254	ARCH REINS. CO.	48					48			48								YES
94-1390273	ARGONAUT INS. CO.																	YES
13-5358230	ARROWOOD IND CO																	YES
84-0583213	ASCOT INS CO																	YES
75-2344200	ASPEN AMER INS CO	61					43	104		104		43	35	41.1	30.6	40.9		NO
13-4934590	ATLANTIC MUTUAL INS																	YES
39-1338397	AXIS INS CO						2	2		2		2		100.0	100.0	100.0		NO
51-0434766	AXIS REINS CO	2,800	746	604	75	277	1,703	4,503		4,503		352	4,755	37.8	3.8	6.2		YES
23-1502700	BEDIVERE INS CO						61	61		61		61		100.0	100.0	100.0		NO
47-0574325	BERKLEY INS CO	628	1,068	16	9	147	1,241	1,869		1,869		156	1,264	66.4	5.0	7.9		YES
43-1432586	BERKLEY REGIONAL INS CO																	YES
51-0400307	BERKSHIRE HATHAWAY DIRECT INS CO																	YES
63-0202590	BERKSHIRE HATHAWAY SPECIALTY INS CO																	YES
23-1620930	BONDSMAN INSURANCE CO.																	YES
13-1701424	CA COMP CAS CO																	YES
23-2044256	CANADA LIFE REINS CO																	YES
39-0971527	CAPITOL INDEMNITY CORP.													100.0	100.0	100.0		NO
13-3531373	CERITY INSURANCE COMPANY	36		15	6	43	64	99		99		49	18	64.1	41.5	43.5		NO
52-0266645	CLARENDON NATL	77					48	48		48		48	1,985	38.2	2.3	38.2		YES
98-0033230	CODAN INS CO																	YES
36-2994662	COLISEUM RE CO						1	1		1		1		100.0	98.2	98.2		NO
06-0303370	CONNECTICUT GENERAL LIFE																	YES
36-2114545	CONTINENTAL CASUALTY INS	158	67	84		1	152	310		310		1		48.9	0.3	0.3		YES
31-1191023	CONTINENTAL IND CO	860	179	117			296	1,155		1,155				25.6				YES
13-5010440	CONTINENTAL INS CO																	YES
91-6027360	DAIRYLAND AMERICAN INS CO																	YES
61-0654823	DELTA AMERICA REINS.																	YES
13-2725603	DOMINION INS. CO.																	YES
38-2145898	DORINCO REINS CO																	YES
39-0264050	EMPLOYERS INS OF WA	8		13		5	18	26		26		5	625	69.3	0.7	17.9		YES
42-0234980	EMPLOYERS MUTUAL CASUALTY	3						3		3								YES
03-0350908	ENDURANCE AMER INS CO																	YES
35-2293075	ENDURANCE ASSURANCE CORP	8,586	1,946	943	173	(684)	2,378	10,964		10,964			12,384	21.7		(6.2)		YES
25-6038677	ERIE INS EXCHANGE																	YES
36-2950161	EVANSTON INS CO	276	1	(6)	(155)	(34)	(195)	82		82			307	(238.3)		(42.0)		YES
22-2660372	EVEREST NATIONAL INS CO																	YES
22-2005057	EVEREST REINS CO	11,201	1,325	19	5	6	1,356	12,557		12,557		11	9,587	10.8	0.1	0.0		YES
23-2153760	EXCALIBUR RE CORP																	YES
05-0316605	FACTORY MUTUAL INS CO																	YES
13-3333610	FAIR AMERICAN INS & RE CO																	YES
13-2915260	FARMERS GROUP P&C INS. CO.																	YES
13-1963496	FEDERAL INS CO		38				56	93		94		56	8	99.5	54.6	59.3		NO
13-2710717	FINANCIAL GUAR INS. CO.					(1)	(1)	(1)		(1)		(1)		100.0		100.0		YES
06-1325038	FINIAL RE CO	(386)						(386)		(386)			394					YES
94-1610280	FIREMAN'S FUND INS																	YES

ANNUAL STATEMENT FOR THE YEAR 2023 OF THE ZURICH AMERICAN INSURANCE COMPANY

SCHEDULE F - PART 3 (Continued)

Ceded Reinsurance as of December 31, Current Year (\$000 Omitted)
(Aging of Ceded Reinsurance)

ID Number From Col. 1	Name of Reinsurer From Col. 3	Reinsurance Recoverable on Paid Losses and Paid Loss Adjustment Expenses							44 Total Recoverable on Paid Losses & LAE Amounts in Dispute Included in Col. 43	45 Recoverable on Paid Losses & LAE Over 90 Days Past Due Amounts in Dispute Included in Cols. 40 & 41	46 Total Recoverable on Paid Losses & LAE Amounts Not in Dispute (Cols 43-44)	47 Recoverable on Paid Losses & LAE Over 90 Days Past Due Amounts Not in Dispute (Cols. 40 + 41 - 45)	48 Amounts Received Prior 90 Days	49 Percentage Overdue Col. 42/Col. 43	50 Percentage of Amounts More Than 90 Days Overdue Not in Dispute (Col. 47/(Cols. 46+48))	51 Percentage More Than 120 Days Overdue (Col. 41/ Col. 43)	52 Is the Amount in Col. 50 Less Than 20%? (Yes or No)	53 Amounts in Col. 47 for Reinsurers with Values Less Than 20% in Col. 50	
		37 Current	38 Overdue				42 Total Overdue Cols. 38+39 +40+41	43 Total Due Cols. 37+42 (In total should equal Cols. 7+8)											
			38 1 - 29 Days	39 30 - 90 Days	40 91 - 120 Days	41 Over 120 Days													
04-1867050	FIRST ALLMERICA FIN LIFE																	YES	
43-1898350	FLETCHER REINSURANCE COMPANY																	YES	
13-2673100	GENERAL RE CORP	2,160	22	(90)	40	59	30	2,190		2,190	99	1,927	1.4	2.4	2.7		YES	99	
13-2572994	GENERAL RE LIFE CORP																	YES	
13-3029255	GENERAL SECURITY NATL INS CO																	YES	
13-1958482	GENERAL STAR NATIONAL INSURANCE CO					27	27	27		27	27			100.0	100.0	100.0		NO	
13-5617450	GENERALI (US BRANCH)			2	1	5	8	8		8	6			100.0	74.2	64.9		NO	
13-6107326	GLOBAL REINS CORP																	YES	
13-5009848	GLOBAL REINS CORP OF AMERICA																	YES	
31-0501234	GREAT AMERICAN INS.	85	(21)	35	9	139	162	248		248	149	30	65.5	53.6	56.2		NO		
95-1479095	GREENWICH INS. CO.			11	4	48	62	62		62	51		100.0	82.9	76.8		NO		
13-5123390	GUARDIAN LIFE INS CO OF AMER																	YES	
42-0645088	GUIDEONE MUTUAL INS.																	YES	
59-2859797	HANNOVER LIFE REASSUR											12						YES	
13-5129825	HANOVER INS. CO.																	YES	
06-0383750	HARTFORD FIRE INS CO											2						YES	
06-0384680	HARTFORD STEAM & BOILER																	YES	
30-0409219	HDI GLOBAL INSURANCE CO																	YES	
74-1296673	HIGHLANDS INS CO																	YES	
52-1568827	HOMELAND INS CO OF NY																	YES	
59-1027412	HORACE MANN INS. CO.																	YES	
20-8249009	HOUSTON SPECIALTY INS CO					(2)	(2)	(2)		(2)		235	120.9		101.9		YES		
52-1739109	HYUNDAI MARINE & FIRE INS																	YES	
13-3077651	ICM INSURANCE CO																	YES	
06-1016108	IND INS CO OF NORTH AMER																	YES	
06-1346380	INDIAN HARBOR INS CO																	YES	
13-5339725	INS CORP OF NEW YORK																	YES	
23-0723970	INS. CO. OF NORTH AMERICA					102	102	102	102	102			100.0		100.0		YES		
36-2259886	INTERSTATE FIRE & CASUALTY CO	16	6	(11)	96	(57)	33	49		49	39	943	67.6	3.9	(115.7)		YES	39	
41-0121640	IRONSHORE IND INC	2					1	3		3			38.0	6.0	6.0		YES		
22-2227331	LIBERTY INS U/W INC																	YES	
04-1924000	LIBERTY MUT FIRE INS CO					(6)	(6)	(6)		(6)			100.0		100.0		YES		
04-1543470	LIBERTY MUTUAL INS	7,848	2,579	962	1		3,542	11,390		11,390	2	3,028	31.1	0.0	0.0		YES	2	
23-1503749	LIFE INS CO OF N.A.																	YES	
36-1410470	LUMBERMENS MUTUAL CASUALT																	YES	
36-3347420	MAPFRE INS CO																	YES	
06-1481194	MARKEL GLOBAL RE CO	53				(52)	(52)	1		1		27	(4,549.8)		(4,549.8)		YES		
36-3101262	MARKEL INS CO																	YES	
35-0506406	MEDICAL PROTECTIVE CO																	YES	
13-1916653	MIDLAND INS. CO.																	YES	
00-0000159	MISC REINSURANCE												100.0	100.0	100.0		NO		
00-0000002	MISC REINSURANCE																	YES	
22-3818012	MIITSUI SUMITOMO INS CO																	YES	
38-0855585	MOTORS INS. CORP.	8	10	18	9	64	100	108		108	73	147	92.7	28.5	59.3		NO		
36-3985972	MSIG SPECIALTY INS USA INC		(1)			61	60	61		61	61		99.7	100.6	100.6		NO		

ANNUAL STATEMENT FOR THE YEAR 2023 OF THE ZURICH AMERICAN INSURANCE COMPANY

SCHEDULE F - PART 3 (Continued)

Ceded Reinsurance as of December 31, Current Year (\$000 Omitted)
(Aging of Ceded Reinsurance)

ID Number From Col. 1	Name of Reinsurer From Col. 3	Reinsurance Recoverable on Paid Losses and Paid Loss Adjustment Expenses						44 Total Recoverable on Paid Losses & LAE Amounts in Dispute Included in Col. 43	45 Recoverable on Paid Losses & LAE Over 90 Days Past Due Amounts in Dispute Included in Cols. 40 & 41	46 Total Recoverable on Paid Losses & LAE Amounts Not in Dispute (Cols 43-44)	47 Recoverable on Paid Losses & LAE Over 90 Days Past Due Amounts Not in Dispute (Cols. 40 + 41 - 45)	48 Amounts Received Prior 90 Days	49 Percentage Overdue Col. 42/Col. 43	50 Percentage of Amounts More Than 90 Days Overdue Not in Dispute (Col. 47/(Cols. 46+48))	51 Percentage More Than 120 Days Overdue (Col. 41/ Col. 43)	52 Is the Amount in Col. 50 Less Than 20%? (Yes or No)	53 Amounts in Col. 47 for Reinsurers with Values Less Than 20% in Col. 50
		37 Current	38 Overdue				43 Total Due Cols. 37+42 (In total should equal Cols. 7+8)										
			38 1 - 29 Days	39 30 - 90 Days	40 91 - 120 Days	41 Over 120 Days											
13-4924125	MUNICH RE AMERICA	1,287	2	3	2	(349)	(343)	944			4,018	(36.4)				YES	
13-1614399	MUTUAL OF AMER LIFE INS CO															YES	
06-0493340	NASSAU LIFE INSURANCE CO															YES	
47-0355979	NAT'L INDEMNITY CO	2,008	1,899			(40)	1,859	3,867		3,867	1,622	48.1		(1.0)		YES	
38-0865250	NATIONAL CASUALTY CO	6	(3)	48	1	198	243	249	3	246	195	302	97.5	35.7	79.4	NO	
36-2403971	NATIONAL LIAB & FIRE INS CO					34	34	34		34	34		100.0	100.0	100.0	NO	
31-4177100	NATIONWIDE MUT INS CO	6,321		4		2	6,326	6,326		6,326	2	4,963	0.1	0.0	0.0	YES	2
25-0687550	NATL UNION FIRE INS CO OF PITTS	87	6	5	1	6	18	105		105	7	1,546	17.4	0.4	5.9	YES	7
13-3138390	NAVIGATORS INS CO															YES	
06-1053492	NEW ENGLAND REINS CO															YES	
02-0172170	NEW HAMPSHIRE INS. CO.	513	1	(83)		(6)	(88)	426		426	61	(20.6)		0.1		YES	
22-2187459	NEW JERSEY REINS. CO.															YES	
42-0791985	NORTHEASTERN INS OF HART															YES	
41-6009967	NORTHLAND INS. CO.															YES	
47-0698507	ODYSSEY RE CO	6,093	9	37	(2)	(29)	14	6,107		6,107	4,741	0.2		(0.5)		YES	
25-0410420	OLD REPUBLIC INS. CO.															YES	
23-0959220	PA LUMBERMENS MUT INS					8	8	8		8	8	100.0	100.0	100.0	100.0	NO	
95-1078160	PACIFIC INDEMNITY CO.															YES	
04-1590940	PARTNER RE AMER INS CO															YES	
13-3031176	PARTNER RE CO OF US	5,120	1,105				1,105	6,225		6,225	5,266	17.7				YES	
13-2919779	PEERLESS INDEMNITY INS CO					(5)	(5)	(5)		(5)			102.7		102.7	YES	
23-1642962	PENNSYLVANIA MANUFACTURER															YES	
36-3030511	PRAETORIAN INS. CO.															YES	
05-0204450	PROVIDENCE WASHINGTON INS															YES	
47-0900851	PXC, INC.										8					YES	
23-1641984	QBE RE CORP	501	(1)	1	1	34	34	535		535	34	296	6.3	4.1	6.3	YES	34
23-1740414	R&Q REINS CO															YES	
23-0580680	RELIANCE INS. CO.															YES	
41-0451140	RELIASTAR LIFE INS CO	130		30	1	48	78	208		208	49	382	37.7	8.3	23.0	YES	49
30-0703280	RENAISSANCE RE EUROPE AG USB	171	94				94	265		265	169	35.5				YES	
52-1952955	RENAISSANCE REINS US INC	4,002	1,068	1		1	1,071	5,073		5,073	1	3,384	21.1	0.0	0.0	YES	1
86-0274508	REPWEST INS CO															YES	
43-1235868	RGA REINS. CO.			4			4	4		4			100.0			YES	
37-0915434	RLI INS CO															YES	
16-0366830	RSUI IND CO	2	1				1	3		3	1		37.2	4.6	5.5	YES	
13-3126819	SCOR GLOBAL LIFE USA RE CO															YES	
75-1444207	SCOR REINS CO	3,113	639	4	(6)	153	790	3,903		3,903	147	2,783	20.2	2.2	3.9	YES	147
39-0333950	SENTRY INSURANCE	11	(6)	1	1	(5)	(8)	4		4	1	(218.8)			(128.8)	YES	
59-2048400	SERVICE AMERICAN IND CO															YES	
13-2997499	SIRIUS AMERICA INS CO	(8)	(2)	12	4	100	114	106	4	102	100	51	107.7	65.3	94.0	NO	
13-2554270	SOMPO AMERICA INS CO			1		(60)	(59)	(59)	2	(60)			100.0		101.6	YES	
02-0537812	SOMPO AMERICA F&M INS CO															YES	
04-1027270	SPARTA INS HOLDINGS															YES	
41-0406890	ST PAUL FIRE & MARINE INS	240	9	83	5	73	169	409		409	78	113	41.4	14.9	17.8	YES	78
13-5679267	STANDARD SEC LIFE INS															YES	

ANNUAL STATEMENT FOR THE YEAR 2023 OF THE ZURICH AMERICAN INSURANCE COMPANY

SCHEDULE F - PART 3 (Continued)

Ceded Reinsurance as of December 31, Current Year (\$000 Omitted)
(Aging of Ceded Reinsurance)

ID Number From Col. 1	Name of Reinsurer From Col. 3	Reinsurance Recoverable on Paid Losses and Paid Loss Adjustment Expenses						43 Total Due Cols. 37+42 (In total should equal Cols. 7+8)	44 Total Recoverable on Paid Losses & LAE Amounts in Dispute Included in Col. 43	45 Recoverable on Paid Losses & LAE Over 90 Days Past Due Amounts in Dispute Included in Cols. 40 & 41	46 Total Recoverable on Paid Losses & LAE Amounts Not in Dispute (Cols 43-44)	47 Recoverable on Paid Losses & LAE Over 90 Days Past Due Amounts Not in Dispute (Cols. 40 + 41 - 45)	48 Amounts Received Prior 90 Days	49 Percentage Overdue Col. 42/Col. 43	50 Percentage of Amounts More Than 90 Days Overdue Not in Dispute (Col. 47/(Cols. 46+48))	51 Percentage More Than 120 Days Overdue (Col. 41/ Col. 43)	52 Is the Amount in Col. 50 Less Than 20%? (Yes or No)	53 Amounts in Col. 47 for Reinsurers with Values Less Than 20% in Col. 50
		37 Current	38 Overdue				42 Total Overdue Cols. 38+39 +40+41											
			38 1 - 29 Days	39 30 - 90 Days	40 91 - 120 Days	41 Over 120 Days												
75-1670124 ..	STARR IND & LIAB CO.	56	5	(2)	1	12	15	70		70	12	6	21.0	16.4	16.9	YES	12	
31-4316080 ..	STATE AUTO MUTUAL INS.															YES		
37-0533080 ..	STATE FARM FIRE & CAS															YES		
14-6013200 ..	STATE INS. FUND DISABILITY BENEFITS	26						26		26		10	0.0		0.0	YES		
75-1980552 ..	STATE NATIONAL INS CO INC															YES		
02-0311919 ..	SWISS RE CORP SOLUTIONS AMERICA INS															YES		
13-3440360 ..	SWISS RE CORPORATE SOL ELITE INS CO	2						2		2						YES		
06-0839705 ..	SWISS RE LIFE & HEALTH AMER INC	1	1	3			4	5		5		12	71.1			YES		
13-1675535 ..	SWISS REINS AMERICAN CORP	12,578	426	104	22	274	826	13,404		13,404	296	22,077	6.2	0.8	2.0	YES	296	
94-1517098 ..	TIG INS. CO.	87	(3)	11	2	26	35	123		123	28	11	28.9	20.9	21.2	NO		
13-2918573 ..	TOA-RE INS CO OF AMERICA			15	5	37	58	58		58	43		100.0	74.2	64.9	NO		
13-4032666 ..	TOKIO MARINE AMER INS CO	65	312	6		10	327	392		392	10	(1)	83.5	2.5	2.5	YES	10	
31-4423946 ..	TRANSAMERICA CAS INS CO															YES		
13-5616275 ..	TRANSATLANTIC RE CO	5,650		2	1	52	54	5,704	53	5,652		5,068	1.0	0.0	0.9	YES		
06-0566050 ..	TRAVELERS INDEMNITY CO															YES		
06-1286274 ..	TRAVELERS P&C INS CO	7	(5)	12	3	194	204	211	2	209	196	6	96.9	91.3	91.9	NO		
06-1117063 ..	TRENWICK AMERICA REINS												100.0		100.0	YES		
52-0515280 ..	U.S. FIDELITY & GUARANTY CO	7	10	13			23	29		29		46	77.6			YES		
47-0547953 ..	UNION INS. CO.	3	(2)	1	1	10	10	13		13			78.9	85.1	79.1	NO		
13-1423090 ..	UNION LABOR LIFE INS.															YES		
13-5459190 ..	UNITED STATES FIRE INS CO															YES		
13-5460208 ..	UNITRIN PREFERRED INS CO															YES		
02-0349547 ..	US INTL REINS CO															YES		
92-0040526 ..	WESTCHESTER FIRE INS CO															YES		
48-0921045 ..	WESTPORT INSURANCE CORP.	364	121	59	4	25	209	573		573	29	874	36.5	2.0	4.4	YES	29	
75-6017952 ..	XL INS AMER INC	464	6	44		46	96	560		560	46	(531)	17.2	158.7	8.1	NO		
13-3787296 ..	XL INS. CO. OF NY															YES		
13-1290712 ..	XL REINS. AMERICA INS.	939	(4)	23	8	55	82	1,020	11	1,010	52	960	8.0	2.6	5.4	YES	52	
85-0277191 ..	XL SPECIALTY INS CO															YES		
0999999	Total Authorized - Other U.S. Unaffiliated Insurers	88,531	13,719	2,451	330	1,176	17,676	106,207	229	228	105,978	2,955	100,099	16.6	1.4	1.1	XXX	1,706
AA-9991310 ..	FLORIDA HURRICANE/CAT. FU															YES		
AA-9991500 ..	ILLINOIS MINE SUBSIDENCE															YES		
AA-9991501 ..	INDIANA MINE SUBSIDENCE															YES		
AA-9991502 ..	KENTUCKY MINE SUBSIDENCE															YES		
AA-9991159 ..	MICHIGAN CATASTROPHIC CLASH	(54)						(54)		(54)		54				YES		
AA-9992118 ..	NATIONAL WORKERS COMP POOL	29						29		29		24				YES		
AA-9991506 ..	W VIRGINIA MINE SUBSIDENCE															YES		
41-1357750 ..	WORKERS COMP REINS ASSOC	(236)						(236)		(236)						YES		
1099999	Total Authorized - Pools - Mandatory Pools	(262)						(262)		(262)		79				XXX		
AA-9995000 ..	AMERICAN ACC. REINS. GRP I															YES		
AA-9995004 ..	AMERICAN EXCESS INS.															YES		
AA-9995005 ..	AMERICAN HULL INS					1	2	2		2	2		100.0	100.0	86.0	NO		
AA-9995010 ..	AMERICAN NUCLEAR LIABILITY															YES		

ANNUAL STATEMENT FOR THE YEAR 2023 OF THE ZURICH AMERICAN INSURANCE COMPANY

SCHEDULE F - PART 3 (Continued)

Ceded Reinsurance as of December 31, Current Year (\$000 Omitted)
(Aging of Ceded Reinsurance)

ID Number From Col. 1	Name of Reinsurer From Col. 3	Reinsurance Recoverable on Paid Losses and Paid Loss Adjustment Expenses						43 Total Due Cols. 37+42 (In total should equal Cols. 7+8)	44 Total Recoverable on Paid Losses & LAE Amounts in Dispute Included in Col. 43	45 Recoverable on Paid Losses & LAE Over 90 Days Past Due Amounts in Dispute Included in Cols. 40 & 41	46 Total Recoverable on Paid Losses & LAE Amounts Not in Dispute (Cols 43-44)	47 Recoverable on Paid Losses & LAE Over 90 Days Past Due Amounts Not in Dispute (Cols. 40 + 41 - 45)	48 Amounts Received Prior 90 Days	49 Percentage Overdue Col. 42/Col. 43	50 Percentage of Amounts More Than 90 Days Overdue Not in Dispute (Col. 47/(Cols. 46+48))	51 Percentage More Than 120 Days Overdue (Col. 41/ Col. 43)	52 Is the Amount in Col. 50 Less Than 20%? (Yes or No)	53 Amounts in Col. 47 for Reinsurers with Values Less Than 20% in Col. 50
		37 Current	Overdue				42 Total Overdue Cols. 38+39 +40+41											
			38 1 - 29 Days	39 30 - 90 Days	40 91 - 120 Days	41 Over 120 Days												
AA-9995022	EXCESS & CASUALTY REINS	248	(43)	285	88	5,401	5,731	983	980	4,996	4,509	495	95.9	82.1	90.3	NO		
AA-9995050	PINEHURST ACC. REINS. GRP																YES	
AA-9993217	THE MAIDEN LANE SYNDICATE					32	32			32	32		100.0	100.0	100.0	NO		
AA-9993225	THE SOUTH PLACE SYNDICATE					32	32			32	32		100.0	100.0	100.0	NO		
AA-9993229	WATER STREET SYNDICATE IN					13	13			13	13		100.0	100.0	100.0	NO		
1199999	Total Authorized - Pools - Voluntary Pools	248	(43)	285	88	5,480	5,810	983	980	5,075	4,588	495	95.9	82.4	90.5	XXX		
AA-1120337	ASPEN INS. UK LTD.	84	1,273	16	(6)	221	1,504			1,588	215	310	94.7	11.3	13.9	YES	215	
AA-1120355	CX REINS CO LTD															YES		
AA-3194122	DAVINCI REINS LTD	52								52						YES		
AA-1340125	HANNOVER RUECK SE	1,934	.612	(2)	2	.212	.823	2,757		2,757	214	1,017	29.9	5.7	7.7	YES	214	
AA-3190871	LANCASHIRE INS. CO. LTD.	26						26		26		14				YES		
AA-1122000	LLOYDS OF LONDON															YES		
AA-1127003	LLOYDS SYNDICATE #1003															YES		
AA-1127007	LLOYDS SYNDICATE #1007															YES		
AA-1127027	LLOYDS SYNDICATE #1027															YES		
AA-1127036	LLOYDS SYNDICATE #1036															YES		
AA-1127084	LLOYDS SYNDICATE #1084	133						133		133		67				YES		
AA-1127096	LLOYDS SYNDICATE #1096															YES		
AA-1127101	LLOYDS SYNDICATE #1101															YES		
AA-1126112	LLOYDS SYNDICATE #112															YES		
AA-1127141	LLOYDS SYNDICATE #1141															YES		
AA-1127165	LLOYDS SYNDICATE #1165															YES		
AA-1127173	LLOYDS SYNDICATE #1173															YES		
AA-1127183	LLOYDS SYNDICATE #1183	4	4	506		253	763	767		767	254	94	99.5	29.5	33.0	NO		
AA-1127185	LLOYDS SYNDICATE #1185															YES		
AA-1127200	LLOYDS SYNDICATE #1200					(43)	(43)	(43)		(43)		12	100.1		100.4	YES		
AA-1127206	LLOYDS SYNDICATE #1206															YES		
AA-1127209	LLOYDS SYNDICATE #1209		101			1	101	101		101	1		99.9	0.6	0.6	YES	1	
AA-1127212	LLOYDS SYNDICATE #1212															YES		
AA-1127215	LLOYDS SYNDICATE #1215															YES		
AA-1127218	LLOYDS SYNDICATE #1218															YES		
AA-1127221	LLOYDS SYNDICATE #1221															YES		
AA-1127223	LLOYDS SYNDICATE #1223															YES		
AA-1127225	LLOYDS SYNDICATE #1225			1		6	6	7		7	6		96.5	84.3	84.3	NO		
AA-1127241	LLOYDS SYNDICATE #1241															YES		
AA-1127243	LLOYDS SYNDICATE #1243															YES		
AA-1120085	LLOYDS SYNDICATE #1274					(5)	(5)	(5)		(5)			100.0		100.0	YES		
AA-1127301	LLOYDS SYNDICATE #1301	687	117	146		153	416	1,103		1,103	153	1,056	37.7	7.1	13.9	YES	153	
AA-1126138	LLOYDS SYNDICATE #138															YES		
AA-1127400	LLOYDS SYNDICATE #1400															YES		
AA-1127414	LLOYDS SYNDICATE #1414	(21)	2	2		1	5	(15)		(15)	1	555	(35.7)	0.2	(7.5)	YES	1	
AA-1120102	LLOYDS SYNDICATE #1458	1				(3)	(3)	(1)		(1)		579	211.9		224.0	YES		
AA-1120169	LLOYDS SYNDICATE #1492															YES		
AA-1120198	LLOYDS SYNDICATE #1618															YES		

ANNUAL STATEMENT FOR THE YEAR 2023 OF THE ZURICH AMERICAN INSURANCE COMPANY

SCHEDULE F - PART 3 (Continued)

Ceded Reinsurance as of December 31, Current Year (\$000 Omitted)

(Aging of Ceded Reinsurance)

ID Number From Col. 1	Name of Reinsurer From Col. 3	Reinsurance Recoverable on Paid Losses and Paid Loss Adjustment Expenses						44 Total Recoverable on Paid Losses & LAE Amounts in Dispute Included in Col. 43	45 Recoverable on Paid Losses & LAE Over 90 Days Past Due Amounts in Dispute Included in Cols. 40 & 41	46 Total Recoverable on Paid Losses & LAE Amounts Not in Dispute (Cols 43-44)	47 Recoverable on Paid Losses & LAE Over 90 Days Past Due Amounts Not in Dispute (Cols. 40 + 41 - 45)	48 Amounts Received Prior 90 Days	49 Percentage Overdue Col. 42/Col. 43	50 Percentage of Amounts More Than 90 Days Overdue Not in Dispute (Col. 47/(Cols. 46+48))	51 Percentage More Than 120 Days Overdue (Col. 41/ Col. 43)	52 Is the Amount in Col. 50 Less Than 20%? (Yes or No)	53 Amounts in Col. 47 for Reinsurers with Values Less Than 20% in Col. 50
		37 Current	38 Overdue				43 Total Due Cols. 37+42 (In total should equal Cols. 7+8)										
			38 1 - 29 Days	39 30 - 90 Days	40 91 - 120 Days	41 Over 120 Days											
AA-1120156	LLOYDS SYNDICATE #1686		.1				.1		.1				96.2	1.9		YES	
AA-1120157	LLOYDS SYNDICATE #1729	125	.5	.2			.7		.7			1,049	5.1	0.0	0.1	YES	
AA-1126173	LLOYDS SYNDICATE #173															YES	
AA-1126183	LLOYDS SYNDICATE #183															YES	
AA-1120171	LLOYDS SYNDICATE #1856	4	.2	340			.8	350	.355	.8			98.7	2.2	2.2	YES	8
AA-1127861	LLOYDS SYNDICATE #1861		.4				13	17	.17				100.0	76.9	76.0	NO	
AA-1120096	LLOYDS SYNDICATE #1880	1,402	.4				.4	1,405	1,405			3	0.3		0.0	YES	
AA-1120109	LLOYDS SYNDICATE #1882															YES	
AA-1120054	LLOYDS SYNDICATE #1886	6					162	163	.168				96.6	96.5	96.3	NO	
AA-1120131	LLOYDS SYNDICATE #1897															YES	
AA-1126190	LLOYDS SYNDICATE #190															YES	
AA-1120083	LLOYDS SYNDICATE #1910	262	96	24	18	21	160	160	.422			24	37.8	8.9	5.0	YES	40
AA-1120064	LLOYDS SYNDICATE #1919															YES	
AA-1120124	LLOYDS SYNDICATE #1945															YES	
AA-1120186	LLOYDS SYNDICATE #1947	28				64	65	92	.92	64			70.1	69.2	69.1	NO	
AA-1120084	LLOYDS SYNDICATE #1955	(3)			(2)	.7	.5	.2	.2	.5			231.8	229.3	304.7	NO	
AA-1120103	LLOYDS SYNDICATE #1967	5	.1	101		111	213	218	.218	111		101	97.6	34.7	50.7	NO	
AA-1120106	LLOYDS SYNDICATE #1969		.1	.2		(46)	(43)	(42)	(42)				100.7		108.5	YES	
AA-1128000	LLOYDS SYNDICATE #2000															YES	
AA-1128001	LLOYDS SYNDICATE #2001	389	26	23	(2)	44	92	481	.481	43	1,432		19.2	2.2	9.2	YES	43
AA-1128003	LLOYDS SYNDICATE #2003	76	.1	301		40	343	419	.419	40	407		81.9	4.9	9.6	YES	40
AA-1120071	LLOYDS SYNDICATE #2007															YES	
AA-1128010	LLOYDS SYNDICATE #2010	(1)	.1	.2		.6	.9	.9	.9	.6		1	107.0	62.5	70.7	NO	
AA-1120104	LLOYDS SYNDICATE #2012															YES	
AA-1120114	LLOYDS SYNDICATE #2015	3				82	82	85	.85	82			96.1	95.6	95.4	NO	
AA-1128020	LLOYDS SYNDICATE #2020					(1)	(1)	(1)	(1)				100.0		94.9	YES	
AA-1128027	LLOYDS SYNDICATE #2027															YES	
AA-1126204	LLOYDS SYNDICATE #204															YES	
AA-1126205	LLOYDS SYNDICATE #205															YES	
AA-1128121	LLOYDS SYNDICATE #2121	3				10	10	13	.13	10			75.5	75.4	75.4	NO	
AA-1126219	LLOYDS SYNDICATE #219															YES	
AA-1128322	LLOYDS SYNDICATE #2322															YES	
AA-1128376	LLOYDS SYNDICATE #2376															YES	
AA-1120097	LLOYDS SYNDICATE #2468															YES	
AA-1128488	LLOYDS SYNDICATE #2488															YES	
AA-1128623	LLOYDS SYNDICATE #2623	3	.1	335		63	399	402	.402	63	184		99.4	10.7	15.6	YES	63
AA-1128791	LLOYDS SYNDICATE #2791															YES	
AA-1128947	LLOYDS SYNDICATE #2947															YES	
AA-1128987	LLOYDS SYNDICATE #2987	556	265	(1)		243	507	1,063	1,063	243	39		47.7	22.0	22.8	NO	
AA-1120179	LLOYDS SYNDICATE #2988												96.2	1.9		YES	
AA-1128999	LLOYDS SYNDICATE #2999															YES	
AA-1129000	LLOYDS SYNDICATE #3000				(4)	126	122	122	.122	122			100.0	99.9	103.1	NO	
AA-1120082	LLOYDS SYNDICATE #3010															YES	
AA-1126314	LLOYDS SYNDICATE #314															YES	
AA-1126318	LLOYDS SYNDICATE #318	(18)	.1	135		141	278	260	.260	141	546		106.8	17.5	54.2	YES	141

ANNUAL STATEMENT FOR THE YEAR 2023 OF THE ZURICH AMERICAN INSURANCE COMPANY

SCHEDULE F - PART 3 (Continued)

Ceded Reinsurance as of December 31, Current Year (\$000 Omitted)
(Aging of Ceded Reinsurance)

ID Number From Col. 1	Name of Reinsurer From Col. 3	Reinsurance Recoverable on Paid Losses and Paid Loss Adjustment Expenses							44 Total Recoverable on Paid Losses & LAE Amounts in Dispute Included in Col. 43	45 Recoverable on Paid Losses & LAE Over 90 Days Past Due Amounts in Dispute Included in Cols. 40 & 41	46 Total Recoverable on Paid Losses & LAE Amounts Not in Dispute (Cols 43-44)	47 Recoverable on Paid Losses & LAE Over 90 Days Past Due Amounts Not in Dispute (Cols. 40 + 41 - 45)	48 Amounts Received Prior 90 Days	49 Percentage Overdue Col. 42/Col. 43	50 Percentage of Amounts More Than 90 Days Overdue Not in Dispute (Col. 47/(Cols. 46+48))	51 Percentage More Than 120 Days Overdue (Col. 41/ Col. 43)	52 Is the Amount in Col. 50 Less Than 20%? (Yes or No)	53 Amounts in Col. 47 for Reinsurers with Values Less Than 20% in Col. 50	
		37 Current	38 Overdue				42 Total Overdue Cols. 38+39 +40+41	43 Total Due Cols. 37+42 (In total should equal Cols. 7+8)											
			38 1 - 29 Days	39 30 - 90 Days	40 91 - 120 Days	41 Over 120 Days													
AA-1126322	LLOYDS SYNDICATE #322																	YES	
AA-1120184	LLOYDS SYNDICATE #3268	(19)		(2)		(15)	(18)	(36)		(36)		397	48.8		42.2		YES		
AA-1126033	LLOYDS SYNDICATE #33	70						70		70		390	0.2		0.2		YES		
AA-1120113	LLOYDS SYNDICATE #3334																YES		
AA-1126362	LLOYDS SYNDICATE #362																YES		
AA-1120055	LLOYDS SYNDICATE #3623	237	27			17	44	281		281			15.7		6.0		YES	17	
AA-1120098	LLOYDS SYNDICATE #3624																YES		
AA-1126376	LLOYDS SYNDICATE #376																YES		
AA-1126382	LLOYDS SYNDICATE #382																YES		
AA-1120116	LLOYDS SYNDICATE #3902																YES		
AA-1126040	LLOYDS SYNDICATE #40																YES		
AA-1126005	LLOYDS SYNDICATE #4000																YES		
AA-1120075	LLOYDS SYNDICATE #4020		126			143	269	270		270			99.9		53.2		NO		
AA-1120086	LLOYDS SYNDICATE #4141												100.0		100.0		NO		
AA-1120067	LLOYDS SYNDICATE #4242																YES		
AA-1126435	LLOYDS SYNDICATE #435	(25)	2	3		1	6	(19)		(19)		751	(29.6)		(4.9)		YES	1	
AA-1126004	LLOYDS SYNDICATE #4444	436	79	1		69	150	586		586	69	387	25.6		7.1		YES	69	
AA-1126006	LLOYDS SYNDICATE #4472	1				(14)	(14)	(14)		(14)		25	104.0		104.0		YES		
AA-1126456	LLOYDS SYNDICATE #456																YES		
AA-1126457	LLOYDS SYNDICATE #457	6						6		6		290	5.8		0.1		YES		
AA-1120090	LLOYDS SYNDICATE #4711	50	16	23	1		40	90		90	1		44.6		0.6		YES	1	
AA-1126048	LLOYDS SYNDICATE #48																YES		
AA-1126484	LLOYDS SYNDICATE #484																YES		
AA-1126490	LLOYDS SYNDICATE #490																YES		
AA-1126003	LLOYDS SYNDICATE #5000												153.8		153.8		YES		
AA-1126051	LLOYDS SYNDICATE #51																YES		
AA-1126510	LLOYDS SYNDICATE #510	5,608	9	2		4	15	5,624		5,624	4	228	0.3		0.1		YES	4	
AA-1120080	LLOYDS SYNDICATE #5151		101			139	240	240		240	140		99.9		58.0		NO		
AA-1126545	LLOYDS SYNDICATE #545																YES		
AA-1126055	LLOYDS SYNDICATE #55																YES		
AA-1120065	LLOYDS SYNDICATE #5555					(4)	(4)	(4)		(4)			100.0		100.0		YES		
AA-1126557	LLOYDS SYNDICATE #557																YES		
AA-1126566	LLOYDS SYNDICATE #566																YES		
AA-1126570	LLOYDS SYNDICATE #570																YES		
AA-1126582	LLOYDS SYNDICATE #582																YES		
AA-1120181	LLOYDS SYNDICATE #5886	(14)		1		4	6	(8)		(8)	4	356	(65.8)		(46.1)		YES	4	
AA-1126609	LLOYDS SYNDICATE #609	1,252						1,252		1,252							YES		
AA-1126623	LLOYDS SYNDICATE #623	(39)	33	11		52	96	57		57	52	993	168.6		4.9		YES	52	
AA-1126624	LLOYDS SYNDICATE #624																YES		
AA-1126625	LLOYDS SYNDICATE #625																YES		
AA-1126626	LLOYDS SYNDICATE #626																YES		
AA-1126672	LLOYDS SYNDICATE #672																YES		
AA-1126683	LLOYDS SYNDICATE #683																YES		
AA-1126718	LLOYDS SYNDICATE #718																YES		
AA-1126765	LLOYDS SYNDICATE #765																YES		

ANNUAL STATEMENT FOR THE YEAR 2023 OF THE ZURICH AMERICAN INSURANCE COMPANY

SCHEDULE F - PART 3 (Continued)

Ceded Reinsurance as of December 31, Current Year (\$000 Omitted)

(Aging of Ceded Reinsurance)

ID Number From Col. 1	Name of Reinsurer From Col. 3	Reinsurance Recoverable on Paid Losses and Paid Loss Adjustment Expenses						44 Total Recoverable on Paid Losses & LAE Amounts in Dispute Included in Col. 43	45 Recoverable on Paid Losses & LAE Over 90 Days Past Due Amounts in Dispute Included in Cols. 40 & 41	46 Total Recoverable on Paid Losses & LAE Amounts Not in Dispute (Cols 43-44)	47 Recoverable on Paid Losses & LAE Over 90 Days Past Due Amounts Not in Dispute (Cols. 40 + 41 - 45)	48 Amounts Received Prior 90 Days	49 Percentage Overdue Col. 42/Col. 43	50 Percentage of Amounts More Than 90 Days Overdue Not in Dispute (Col. 47/(Cols. 46+48))	51 Percentage More Than 120 Days Overdue (Col. 41/ Col. 43)	52 Is the Amount in Col. 50 Less Than 20%? (Yes or No)	53 Amounts in Col. 47 for Reinsurers with Values Less Than 20% in Col. 50		
		37 Current	38 Overdue				43 Total Due Cols. 37+42 (In total should equal Cols. 7+8)												
			38 1 - 29 Days	39 30 - 90 Days	40 91 - 120 Days	41 Over 120 Days													
AA-1126780	LLOYDS SYNDICATE #780					24	24		24				100.0	100.0	100.0	NO			
AA-1126079	LLOYDS SYNDICATE #79															YES			
AA-1126807	LLOYDS SYNDICATE #807															YES			
AA-1126824	LLOYDS SYNDICATE #824															YES			
AA-1126861	LLOYDS SYNDICATE #861															YES			
AA-1126947	LLOYDS SYNDICATE #947															YES			
AA-1126957	LLOYDS SYNDICATE #957															YES			
AA-1126959	LLOYDS SYNDICATE #959															YES			
AA-1126960	LLOYDS SYNDICATE #960															YES			
AA-1126990	LLOYDS SYNDICATE #990															YES			
AA-1840000	MAPFRE RE CIA DE REASEGUROS	4,054	1,552	77	(2)	15	1,642	5,696	5,696		13	7,375	28.8	0.1	0.3	YES	13		
AA-1121425	MARKEL INTL INS CO LTD															YES			
AA-3190686	PARTNER RE CO LTD															YES			
AA-3190339	RENAISSANCE RE LTD	75			(3)	(40)	(43)	32	32				(134.1)		(126.2)	YES			
1299999	Total Authorized - Other Non-U.S. Insurers	17,435	4,466	2,050	7	2,282	8,804	26,238	26,238		2,464	18,682	33.6	5.5	8.7	XXX	1,079		
1499999	Total Authorized Excluding Protected Cells (Sum of 0899999, 0999999, 1099999, 1199999 and 1299999)	212,611	24,834	12,607	5,674	20,996	64,112	276,723	276,723	1,212	1,208	275,511	27,713	119,354	23.2	7.0	7.6	XXX	7,589
36-4233459	EFFECTS OF INTERCOMPANY POOLING (FOOTNOTE #26)																YES		
1599999	Total Unauthorized - Affiliates - U.S. Intercompany Pooling																XXX		
1899999	Total Unauthorized - Affiliates - U.S. Non-Pool																XXX		
AA-3190822	CENTRE SOLUTIONS US LTD	1,887	23	649	1	32,910	33,583	35,470	35,470		32,911	(876)	94.7	95.1	92.8	NO			
AA-2280100	CHILENA CONSOLIDATA SG SA															YES			
AA-1460150	HARPER VERSICHERUNGS AG															YES			
AA-1930995	ZURICH AUSTRALIAN INS LTD	9		94		344	438	447	447		344		98.0	77.0	77.0	NO			
AA-2734111	ZURICH COMPANIA DE SEGUROS															YES			
AA-0053640	ZURICH F&I RE T&C LTD															YES			
AA-3190947	ZURICH GLOBAL LTD	247,428	2,594	205		(1,244)	1,555	248,983	248,983		53,467		0.6		(0.5)	YES			
AA-1560999	ZURICH INS CO - CANADA	6,412	6,568	3,440	(10)	(207)	9,792	16,204	16,204		18,339		60.4		(1.3)	YES			
AA-1460190	ZURICH INS CO - GCIE	109,244	12	21			228	109,505	109,505		228		0.2	0.2	0.2	YES	228		
AA-1460190	ZURICH INS CO - GCIE	26				139	139	166	166		139	(195)	84.0		84.0	YES	139		
AA-1460190	ZURICH INS CO - GCIE	34,680	2,516	11,975	3,717	17,046	35,254	69,934	69,934		20,763	35,697	50.4	19.7	24.4	YES	20,763		
AA-5760036	ZURICH INS CO LTD (SG BRANCH)															YES			
AA-1584115	ZURICH INS CO LTD, JAPAN BRANCH															YES			
AA-1780059	ZURICH INS PLACE - UK BRANCH	1	1	(4)	1	(9)	(10)	(9)	(9)				113.4		101.1	YES			
AA-1340017	ZURICH INS PLACE NIEDERLANSSUNG (DEUTSCHLAND)															YES			
AA-5324112	ZURICH INS. CO. - HK BRANCH			30		5,252	5,281	5,281	5,281		5,252		100.0	99.4	99.4	NO			
AA-1364106	ZURICH INTL ITALIA			1		116	119	119	119		117		99.9	98.3	97.5	NO			
AA-3190185	ZURICH RE CO LTD	300	(162)	16	2	99	(44)	255	255		101	1,242	(17.3)	6.7	38.7	YES	101		
AA-1460036	ZURICH REINS CO	2,094						2,094	2,094							YES			
AA-1864102	ZURICH SIGORTA A.S.															YES			
AA-1840022	ZURICH SPAIN (ALORA)															YES			
AA-1220080	ZURICH VERS AG															YES			

ANNUAL STATEMENT FOR THE YEAR 2023 OF THE ZURICH AMERICAN INSURANCE COMPANY

SCHEDULE F - PART 3 (Continued)

Ceded Reinsurance as of December 31, Current Year (\$000 Omitted)
(Aging of Ceded Reinsurance)

ID Number From Col. 1	Name of Reinsurer From Col. 3	Reinsurance Recoverable on Paid Losses and Paid Loss Adjustment Expenses							44 Total Recoverable on Paid Losses & LAE Amounts in Dispute Included in Col. 43	45 Recoverable on Paid Losses & LAE Over 90 Days Past Due Amounts in Dispute Included in Cols. 40 & 41	46 Total Recoverable on Paid Losses & LAE Amounts Not in Dispute (Cols 43-44)	47 Recoverable on Paid Losses & LAE Over 90 Days Past Due Amounts Not in Dispute (Cols. 40 + 41 - 45)	48 Amounts Received Prior 90 Days	49 Percentage Overdue Col. 42/Col. 43	50 Percentage of Amounts More Than 90 Days Overdue Not in Dispute (Col. 47/(Cols. 46+48))	51 Percentage More Than 120 Days Overdue (Col. 41/ Col. 43)	52 Is the Amount in Col. 50 Less Than 20%? (Yes or No)	53 Amounts in Col. 47 for Reinsurers with Values Less Than 20% in Col. 50
		37	Overdue				43											
		Current	38 1 - 29 Days	39 30 - 90 Days	40 91 - 120 Days	41 Over 120 Days	42 Total Overdue Cols. 38+39 +40+41	Total Due Cols. 37+42 (In total should equal Cols. 7+8)										
AA-2130022	ZURICH-ARGENTINA CIA DE SEG SA																	
2099999	Total Unauthorized - Affiliates - Other (Non-U.S.) - Other	402,082	11,553	16,427	3,713	54,674	86,367	488,449		488,449	59,855	107,706	17.7	10.0	11.2	XXX	21,231	
2199999	Total Unauthorized - Affiliates - Other (Non-U.S.)	402,082	11,553	16,427	3,713	54,674	86,367	488,449		488,449	59,855	107,706	17.7	10.0	11.2	XXX	21,231	
2299999	Total Unauthorized - Affiliates	402,082	11,553	16,427	3,713	54,674	86,367	488,449		488,449	59,855	107,706	17.7	10.0	11.2	XXX	21,231	
27-1493896	ABR INS CO																	YES
36-3544354	AGRINATIONAL INS CO	17	(376)				(376)	(359)		(359)		139	104.6					YES
41-1366075	ALLIANZ LIFE INS. CO.																	YES
74-0484030	AMERICAN NAT'L INS.											9	100.0					YES
03-0308160	AMERICAN TRIUMVIRATE INS CO											217						YES
35-0980405	ANTHEM LIFE INS. CO.																	YES
26-2356147	APPLE INS CO INC	53						53		53			0.5					YES
36-2545393	ARCH SPECIALTY INS CO																	YES
13-5570651	AXA EQUITABLE LIFE INS CO																	YES
56-2295242	AXIS SPECIALTY INS. CO.																	YES
46-3894672	BEVCAP HEALTH SPONSERED CAPTIVE	592						592		592		3,222						YES
81-1915260	BEVCAP P&C PROTECTED CELL INC	1,802		(2,619)	2,673	(98)	(43)	1,759		1,759	2,575	54	(2.5)	142.0	(5.6)		NO	
94-2681915	BLC INS LTD	24						24		24		37						YES
38-3731641	BLUE WHALE REINS. LTD.	3		2		10		16		16		10		78.2	65.0	65.0		NO
45-4746680	BRIDGES INS CO INC	32						32		32		494						YES
27-2588914	BRS INSURANCE COMPANY	410						410		410		2,514						YES
92-2203443	CAPRI INS DE LTD																	YES
03-0363085	CAPRICORN INS CO																	YES
46-1056754	CHESAPEAKE EMPLOYERS INS CO	717	2	11		10	24	741		741		10	718	3.2	0.7	1.4		YES
03-0317160	CHILD DIMENSIONS INS CO																	YES
23-2088429	CIGNA WORLDWIDE INS																	YES
13-0872805	CIRCLETREE INS CO																	YES
82-3733545	COASTAL RE											5						YES
36-2136262	COMBINED INSURANCE CO.																	YES
57-0523959	COMPANION LIFE INS CO	136		8		1		9		145		1	23	6.2	0.8			YES
30-0641266	COMPSOURCE MUT INS CO	1,019	463					463		1,482		481	31.2	0.0	0.0			YES
06-6666666	CONSOLIDATED MUTUAL INS.																	YES
87-0694729	CONSTRUCTION LIAB INS CO	570	8	1		(17)	(9)	562		562		157	(1.5)		(3.1)			YES
99-0353399	OPN INS CORP	77	53	1		7	61	137		137		7	18,201	44.2	0.0	5.0		YES
81-2190310	DAY ONE INS INC	1,019		5,651		3,380	9,031	10,049		10,049	3,380		89.9	33.6	33.6			NO
04-2461439	DELAWARE LIFE INS CO																	YES
26-2290424	DEVELOPMENT INS GRP																	YES
98-0108156	DEVONSHIRE UNDERWRITERS LTD	1						1		1		1	(21.4)					YES
82-3199624	ENCLAVE INS CO																	YES
75-1844564	ENDURANCE AMER SPECIALTY INS CO																	YES
98-0138790	ENERGY INSURANCE SERVICES, INC																	YES
36-2950161	EVANSTON INS CO																	YES
22-3520347	EVEREST INDEMNITY INS CO																	YES
45-5067874	EXCHANGE INDEMNITY CO NJ VERIZON																	YES

ANNUAL STATEMENT FOR THE YEAR 2023 OF THE ZURICH AMERICAN INSURANCE COMPANY

SCHEDULE F - PART 3 (Continued)

Ceded Reinsurance as of December 31, Current Year (\$000 Omitted)
(Aging of Ceded Reinsurance)

ID Number From Col. 1	Name of Reinsurer From Col. 3	Reinsurance Recoverable on Paid Losses and Paid Loss Adjustment Expenses						44 Total Recoverable on Paid Losses & LAE Amounts in Dispute Included in Col. 43	45 Recoverable on Paid Losses & LAE Over 90 Days Past Due Amounts in Dispute Included in Cols. 40 & 41	46 Total Recoverable on Paid Losses & LAE Amounts Not in Dispute (Cols 43-44)	47 Recoverable on Paid Losses & LAE Over 90 Days Past Due Amounts Not in Dispute (Cols. 40 + 41 - 45)	48 Amounts Received Prior 90 Days	49 Percentage Overdue Col. 42/Col. 43	50 Percentage of Amounts More Than 90 Days Overdue Not in Dispute (Col. 47/(Cols. 46+48))	51 Percentage More Than 120 Days Overdue (Col. 41/ Col. 43)	52 Is the Amount in Col. 50 Less Than 20%? (Yes or No)	53 Amounts in Col. 47 for Reinsurers with Values Less Than 20% in Col. 50
		37 Current	38 Overdue				43 Total Due Cols. 37+42 (In total should equal Cols. 7+8)										
			38 1 - 29 Days	39 30 - 90 Days	40 91 - 120 Days	41 Over 120 Days											
03-0346985	EXCHANGE INDEMNITY CO.	8	(16)	14	4	1	4	12	12	6		30.2	47.4	11.5	NO		
26-0008242	EXPEDITORS ASSUR OF VT INC	54	3	66	82	435	586	639	639	517	(78)	91.6	92.1	68.1	NO		
99-0307331	F.L. INS CORP	844	(817)	1,812	32	692	1,720	2,564	2,564	725	(1,106)	67.1	49.7	27.0	NO		
48-0214040	FARMERS ALLIANCE MUTUAL														YES		
46-3302527	FOX RENT A CAR - KEKOA INS CO														YES		
94-1032958	FREMONT INDEMNITY CO.														YES		
81-0285438	GLACIER GENERAL ASSUR														YES		
45-4467831	GLOBAL VISION II INC	4						5	5		210	4.3	0.1	4.3	YES		
98-1432233	GREYSTONE INS CO SP	86	148				148	235	235		148	63.1			YES		
37-1702152	GRIFFITH GLOBAL INDEMNITY CO														YES		
22-2222789	GUARANTEE INS CO														YES		
36-3230348	GUIDEONE AMERICA INS CO														YES		
90-0773265	GUIDEONE NATL INS CO	5	1	1		1	3	8	8	1		42.3	12.5	8.4	YES	1	
26-2804628	GUIDESTONE RISK MGMT	3	4	79			83	86	86			96.7			YES		
32-0496512	HARBOR POINT INS CO										8				YES		
81-5296068	HDI SPECIALTY INS CO														YES		
06-1041332	HM LIFE INS. CO.														YES		
02-0308052	HOME INS CO											100.0		100.0	YES		
74-2195939	HOUSTON CASUALTY CO.	1						1	1						YES		
86-3267582	HSIC PC #3 ELEVATE PARTNERS GRP	255				(206)	(206)	48	48			(426.4)		(426.4)	YES		
86-3249992	HSIC PC#4 - RED ROCK CAS GRP	28		(28)		(13)	(40)	(12)	(12)			326.8		101.8	YES		
52-1557469	ICDC, LTD.	5		3		(18)	(15)	(10)	(10)			144.2		176.2	YES		
82-0412279	IDAHO STATE INS FUND	952						952	952			0.0			YES		
74-6040529	IMPERIAL INS CO														YES		
20-2608547	IRON HORSE INS CO														YES		
94-1264187	IRONSHORE SPECIALTY INS CO	26				3	3	29	29	3		11.0	11.0	10.7	YES	3	
01-0233346	JOHN HANCOCK LIFE INS CO (USA)														YES		
99-0262793	K-M INS. CO.										1				YES		
66-0530575	KENTFIELD INS CO	54	(3)			6	3	57	57	6	227	5.1	2.1	10.6	YES	6	
61-1275981	KENTUCKY EMPLOYERS MUT INS	344		4		7	11	355	355	7	422	3.1	0.9	1.9	YES	7	
73-0994137	LANDMARK AMER INS CO														YES		
27-0776998	LCP INS SERV INC	217		(1)		29	28	245	245	29	237	11.4	6.1	12.0	YES	29	
25-1149494	LEXINGTON INS CO											100.0		100.0	YES		
35-0472300	LINCOLN NAT'L LIFE INS.														YES		
52-1548741	LONDON LIFE INS. CO.														YES		
27-1493805	MAPLE RED INS CO											100.0			YES		
46-0804256	MARLTON AFFORDABLE HOUSING INS CO	62						62	62		354				YES		
46-0164570	MIDLAND NATIONAL LIFE														YES		
52-1548987	MINNETONKA INS CO														YES		
81-0302402	MONTANA STATE FUND	325		3		2	5	330	330	2	615	1.6	0.2	0.7	YES	2	
95-2488300	NAT'L AMERICAN INS. CO. OF CA	1				107	106	107	18	89		99.5	99.7	99.8	NO		
03-0449619	NATIONAL UNION FIRE INS CO OF VT	127						127	127		834				YES		
55-0800043	NEIGHBORHOOD INS INC					(2)	(2)	(2)	(2)		(18)	100.0		100.0	YES		
85-0391712	NEW MEXICO MUTUAL CASUALTY CO	28	17	(6)	(1)	(7)	2	31	31		35	8.1		(23.3)	YES		
52-1479893	NLC MUTUAL INS. CO.														YES		

ANNUAL STATEMENT FOR THE YEAR 2023 OF THE ZURICH AMERICAN INSURANCE COMPANY

SCHEDULE F - PART 3 (Continued)

Ceded Reinsurance as of December 31, Current Year (\$000 Omitted)
(Aging of Ceded Reinsurance)

ID Number From Col. 1	Name of Reinsurer From Col. 3	Reinsurance Recoverable on Paid Losses and Paid Loss Adjustment Expenses							44 Total Recoverable on Paid Losses & LAE Amounts in Dispute Included in Col. 43	45 Recoverable on Paid Losses & LAE Over 90 Days Past Due Amounts in Dispute Included in Cols. 40 & 41	46 Total Recoverable on Paid Losses & LAE Amounts Not in Dispute (Cols 43-44)	47 Recoverable on Paid Losses & LAE Over 90 Days Past Due Amounts Not in Dispute (Cols. 40 + 41 - 45)	48 Amounts Received Prior 90 Days	49 Percentage Overdue Col. 42/Col. 43	50 Percentage of Amounts More Than 90 Days Overdue Not in Dispute (Col. 47/(Cols. 46+48))	51 Percentage More Than 120 Days Overdue (Col. 41/ Col. 43)	52 Is the Amount in Col. 50 Less Than 20%? (Yes or No)	53 Amounts in Col. 47 for Reinsurers with Values Less Than 20% in Col. 50	
		37 Current	38 Overdue				42 Total Overdue Cols. 38+39 +40+41	43 Total Due Cols. 37+42 (In total should equal Cols. 7+8)											
			38 1 - 29 Days	39 30 - 90 Days	40 91 - 120 Days	41 Over 120 Days													
93-0903382	NORTH AMERICAN NAT'L LTD																	YES	
39-0509630	NORTHWESTERN NATL INS CO																	YES	
03-0329760	OAK TREE ASSUR LTD	30	7				7	38		38		105	19.5				YES		
62-0929818	OAKWOOD INS CO						20	20		20	20		100.0	100.0	100.0		NO		
AA-9991435	OHIO WORKERS COMP	332			2		2	334		334	2	348	0.7	0.3			YES	2	
48-1262416	PARAMOUNT INS CO	136					(141)	(141)		(5)	(5)	610	2,626.8		2,626.8		YES		
47-2567102	PEACE CHURCH WORKERS SAFETY PROGRAM																YES		
03-0334455	PENWALD INS CO	(1)					(4)	(5)		(6)	(6)		90.3		78.8		YES		
84-1093767	PINNACOL ASSUR	1,281	(8)	(2)	(1)		25	14	1,295	1,295	25	2,600	1.1	0.6	2.0		YES	25	
62-1399844	PREMIER GRP INS CO	3							3	3		(199)					YES		
00-0000003	PRESIDIO INS. CO.																YES		
26-4662908	PRESIDIO REINS CO						(7)	(7)	(7)	(7)			100.0		100.0		YES		
22-3410482	PRINCETON EXCESS & SURPLUS LINES IN																YES		
63-0169720	PROTECTIVE LIFE INS CO.																YES		
47-0444314	PROTECTIVE NAT'L INS.																YES		
81-5375941	PROTUCKET INS CO	252						252		252		507					YES		
20-8111746	QCS INS CO DBA SHAREFIELD INS CO	261	91	207	54		352	613		613	54		57.4	8.8			YES	54	
03-0371799	QUEEN CITY ASSURANCE																YES		
36-2930605	REINS. CO. OF AMERICA																YES		
36-0883760	RELIANCE STANDARD LIFE																YES		
36-3094218	RELIGIOUS & CHARITABLE RISK POOL																YES		
84-2884610	RELX RISKS INC											(35)					YES		
20-0759589	RIVERSIDE CAPTIVE INS CO											96					YES		
83-0351544	SADDLE BROOK INS CO	34						34		34		114	0.0	0.0	0.0		YES		
93-6001769	SAIF CORPORATION	1,527	(1)	9			30	38	1,565	1,565	30	2,552	2.4	0.7	1.9		YES	30	
31-1024978	SCOTTSDALE INS. CO.																YES		
85-1019353	SERIES TCI	14						14		14		147					YES		
22-3449273	SGANGYONG FIRE & MARINE I																YES		
99-0000000	SIGNAL INS. CO.																YES		
03-0343338	SKANSKA ASSURANCE INC	45	213	(192)	1		20	42	87	87	21	8,067	48.6	0.3	23.1		YES	21	
62-0363335	SOUTHERN AMERICAN INS CO																YES		
03-0339975	ST. GEORGE INS. CO.	3						3		3							YES		
26-3622499	STARR SURPLUS LINES INS	721	207		(2)		(100)	105	826	826		188	12.7		(12.1)		YES		
51-0335732	STARSTONE SPECIALTY INS CO																YES		
94-3231751	STATE COMP INS FUND OF CA	46	81				3	83	130	130	3	259	64.3	0.7	2.0		YES	3	
87-1115817	STONE ARCH INS CO																YES		
22-1317690	SUSSEX MUTUAL INS CO																YES		
25-1438780	THREE RIVERS INS CO	(24)							(24)	(24)		(12)					YES		
46-4379346	TOPIC TRANS OP PROTECT INS	924						924		924						0.0		YES	
39-0989781	TRANSAMERICA LIFE INS CO																YES		
99-0349316	TRIAX INS INC	250						250		250		24					YES		
13-2988846	ULLICO CASUALTY CO.																YES		
36-1404320	UNDERWRITERS AT LLOYDS LONDON																YES		
36-2739571	UNITED HEALTHCARE INS CO																YES		
20-5992738	UNITED INS CO USA LTD	11						11		11		24					YES		

ANNUAL STATEMENT FOR THE YEAR 2023 OF THE ZURICH AMERICAN INSURANCE COMPANY

SCHEDULE F - PART 3 (Continued)

Ceded Reinsurance as of December 31, Current Year (\$000 Omitted)

(Aging of Ceded Reinsurance)

ID Number From Col. 1	Name of Reinsurer From Col. 3	Reinsurance Recoverable on Paid Losses and Paid Loss Adjustment Expenses						43 Total Due Cols. 37+42 (In total should equal Cols. 7+8)	44 Total Recoverable on Paid Losses & LAE Amounts in Dispute Included in Col. 43	45 Recoverable on Paid Losses & LAE Over 90 Days Past Due Amounts in Dispute Included in Cols. 40 & 41	46 Total Recoverable on Paid Losses & LAE Amounts Not in Dispute (Cols 43-44)	47 Recoverable on Paid Losses & LAE Over 90 Days Past Due Amounts Not in Dispute (Cols. 40 + 41 - 45)	48 Amounts Received Prior 90 Days	49 Percentage Overdue Col. 42/Col. 43	50 Percentage of Amounts More Than 90 Days Overdue Not in Dispute (Col. 47/(Cols. 46+48))	51 Percentage More Than 120 Days Overdue (Col. 41/ Col. 43)	52 Is the Amount in Col. 50 Less Than 20%? (Yes or No)	53 Amounts in Col. 47 for Reinsurers with Values Less Than 20% in Col. 50
		37	Overdue				42 Total Overdue Cols. 38+39 +40+41											
		Current	38 1 - 29 Days	39 30 - 90 Days	40 91 - 120 Days	41 Over 120 Days												
20-2012191 ..	UNITED METHODIST P&C TRUST	9		8		(66)	(58)	(49)					119.3		135.6		YES	
01-0278678 ..	UNUM LIFE INS. CO.																YES	
82-3608494 ..	VANTAGE OH SERIES CELL OF VHO ASSUR	123	4				4	127		127		39	3.1				YES	
45-5153351 ..	WEST 34TH STREET INS CO NY																YES	
47-2429775 ..	WHITE ROCK USA LTD																YES	
2399999.	Total Unauthorized - Other U.S. Unaffiliated Insurers	15,880	79	5,033	2,846	4,109	12,068	27,947	18	18	27,929	7,523	43,810	43.2	10.5	14.7	XXX	202
AA-9991139 ..	NORTH CAROLINA REINS. FAC																YES	
AA-9991503 ..	OHIO MINE SUBSIDENCE FUND																YES	
2499999.	Total Unauthorized - Pools - Mandatory Pools																XXX	
AA-9995081 ..	AGENCY MANAGERS LTD.																YES	
AA-9995010 ..	AMERICAN NUCLEAR LIABILITY																YES	
AA-9995068 ..	CANADIAN AVIATION INS.																YES	
AA-9995028 ..	INDUSTRIAL RISK INSURERS																YES	
AA-9995043 ..	U.S. AIRCRAFT INS. GROUP											62	100.4				YES	
AA-9995044 ..	WATER QUALITY INS. SYND																YES	
2599999.	Total Unauthorized - Pools - Voluntary Pools											62	62.2				XXX	
AA-4660010 ..	ABU DHABI NAT'L INS.					7	7	7			7	7	100.0	100.0	100.0		NO	
AA-1780022 ..	ACADIA INTL INS LTD																YES	
AA-1380019 ..	ACHMEA REINS CO NV																YES	
AA-3770515 ..	AEGIS INS LTD	1,451	14				14	1,465		1,465	(85)	0.9					YES	
AA-3191085 ..	AFFILIATED CHEMICAL GROUP																YES	
AA-3770114 ..	AFFINITY INS LTD	18,843	(52)		(268)	(251)	(570)	18,272		18,272	94	(3.1)		(1.4)		YES		
AA-1120255 ..	AGEAS INS LTD			7		105	111	112		112	105	99.7	93.7	93.6		NO		
AA-1580015 ..	AIOI NISSAY DOWA INS CO LTD																YES	
AA-1930610 ..	ALLIANZ AUSTRALIA LTD																YES	
AA-1344102 ..	ALLIANZ GLOBAL CORP & SPEC					5	5	5		5	5	100.0	100.0	100.0		NO		
AA-1120445 ..	ALLIANZ INS PLC																YES	
AA-1464104 ..	ALLIANZ RISK TRANSFER																YES	
AA-1340026 ..	ALLIANZ SE																YES	
AA-1460082 ..	ALLIANZ SUISSE VERS																YES	
AA-0040174 ..	ALLIED COLLOIDS INS.																YES	
AA-3194128 ..	ALLIED WORLD ASSUR CO	43	260	(31)	2	(49)	182	225		225	432	81.0		(21.8)		YES		
AA-8230010 ..	ALWYN INS CO LTD	(3)				12	12	9		9	79	134.6	13.8	133.6		YES	12	
AA-1120187 ..	AMERICAN INTERNATL GROUP UK LTD		1	139			141	141		141	17	99.7				YES		
AA-1120170 ..	ANDREW WEIR INS. CO.																YES	
AA-3191020 ..	ARC GLOBAL REINS. LTD.																YES	
AA-1120053 ..	ARCH INS (UK) LTD																YES	
AA-1780091 ..	ARCH RE EUROPE U/W LTD																YES	
AA-3194126 ..	ARCH REINS LTD			320			321	321		321	40	100.0					YES	
AA-3190873 ..	ARDEN RE CO LTD	30		7			7	37		37		18.9	0.1	0.1		YES		
AA-1320060 ..	AREAS DOMMAGES																YES	
98-0214719 ..	ARGO GROUP INTL HOLDINGS LTD											1					YES	
AA-3190932 ..	ARGO RE LTD					6	6	6		6	6	100.0	100.0	99.3		NO		

ANNUAL STATEMENT FOR THE YEAR 2023 OF THE ZURICH AMERICAN INSURANCE COMPANY

SCHEDULE F - PART 3 (Continued)

Ceded Reinsurance as of December 31, Current Year (\$000 Omitted)
(Aging of Ceded Reinsurance)

ID Number From Col. 1	Name of Reinsurer From Col. 3	Reinsurance Recoverable on Paid Losses and Paid Loss Adjustment Expenses						43 Total Due Cols. 37+42 (In total should equal Cols. 7+8)	44 Total Recoverable on Paid Losses & LAE Amounts in Dispute Included in Col. 43	45 Recoverable on Paid Losses & LAE Over 90 Days Past Due Amounts in Dispute Included in Cols. 40 & 41	46 Total Recoverable on Paid Losses & LAE Amounts Not in Dispute (Cols 43-44)	47 Recoverable on Paid Losses & LAE Over 90 Days Past Due Amounts Not in Dispute (Cols. 40 + 41 - 45)	48 Amounts Received Prior 90 Days	49 Percentage Overdue Col. 42/Col. 43	50 Percentage of Amounts More Than 90 Days Overdue Not in Dispute (Col. 47/(Cols. 46+48))	51 Percentage More Than 120 Days Overdue (Col. 41/ Col. 43)	52 Is the Amount in Col. 50 Less Than 20%? (Yes or No)	53 Amounts in Col. 47 for Reinsurers with Values Less Than 20% in Col. 50	
		37	Overdue				42 Total Overdue Cols. 38+39 +40+41												
		Current	38 1 - 29 Days	39 30 - 90 Days	40 91 - 120 Days	41 Over 120 Days													
AA-3770185	ARTISANS INS. LTD.	1,920				(122)	(122)	1,798		1,798				(6.8)		(6.8)	YES		
AA-3770286	ARU SPC LTD	321				43	43	364		364	43			11.8		11.8	YES	43	
AA-3194168	ASPEN BERMUDA LTD	1,080		200		(13)	350	1,430		1,430		609		24.5		(0.9)	YES		
AA-1360015	ASSICURAZIONI GENERALI S.	432	251	(1)		1	1,163	1,414		1,847		167		76.6		57.8	NO		
AA-3190851	ASSUREX GLOBAL REINS. LTD.																YES		
AA-1440100	ATERFORSAKRINGSAKTIEBOLAGET																YES		
AA-4230005	ATLANTIC INS CO PUBLIC LTD																YES		
AA-1120660	AVIVA INS LTD						48	48		48				100.0		100.0	NO		
AA-1120375	AVIVA INTL INS LTD																YES		
AA-1121220	AXA INS UK PLC																YES		
AA-1460185	AXA VERSICHERUNGEN AG	(1)		3		9	12	11	8	3	1	2		108.1		21.7	81.8	NO	
AA-1120049	AXA XL INSURANCE CO UK LTD																YES		
AA-1784115	AXIS RE SE											6					YES		
AA-1784130	AXIS SPECIALTY EUROPE SE	2				(9)	(8)	(7)		(7)		2		125.4		(4.4)	YES		
AA-3194139	AXIS SPECIALTY LTD	76	26	21			47	124		124		221		38.4			YES		
AA-9249997	BANK OF CHINA INS CO LTD																YES		
AA-1784123	BERKELEY RE DAC	2				1,791	1,791	1,792		1,792	1,791			99.9		99.9	99.9	NO	
AA-1120030	BERKSHIRE HATHAWAY INTL INS LTD																YES		
AA-3190035	BERMUDA FIRE & MARINE INS CO																YES		
AA-3191160	BIOMET INS LTD																YES		
AA-3770534	BLUE PRINT LTD	113		(2)			(2)	112		112				(1.5)			YES		
AA-3191197	BMC INS CO LTD	34						34		34		188					YES		
AA-3191457	BOUDIN INS CO LTD	2	148				148	150		150		26		98.6			YES		
AA-3770288	BOULDER INSURANCE LTD.	4,068				(14)	(14)	4,054		4,054				(0.3)		(0.3)	YES		
AA-1120305	BRYANSTON INS CO LTD																YES		
AA-1784113	CARRAIG INS LTD	32	15	30	19		36	99		131				75.7		41.6	27.2	NO	
AA-3190190	CATERPILLAR INS. CO.																YES		
AA-3194161	CATLIN INS CO LTD	58						58		58							YES		
AA-1460018	CATLIN RE SWITZERLAND LTD																YES		
AA-1121110	CAVELL INS CO LTD																YES		
AA-3190457	CEBIC LTD.																YES		
AA-3160015	CENTURY P&C																YES		
AA-1121065	CGU BONUS LTD																YES		
AA-9240028	CHINA CONTINENT P&C INS CO					290	290	290		290	290			100.0		100.0	99.9	NO	
AA-9240072	CHINA LIFE PROP & CAS INS CO																YES		
AA-9240123	CHINA LIFE PROPERTY & CASUALTY																YES		
AA-9240021	CHINA PACIFIC PROP INS CO LTD					1	2,849	2,850		2,850	2,849			100.0		100.0	100.0	NO	
AA-9240012	CHINA PROP & CAS REINS CO LTD	2		1			1	3		3		478		32.7		0.0	1.4	YES	
AA-5320100	CHINA TAIPING INS HK CO LTD																YES		
AA-9249995	CHINA UNITED PROP INS CO LTD																YES		
AA-3190002	CHUBB BERMUDA INS LTD					193	4	197		197				100.0		100.0	2.2	NO	
AA-1320152	CHUBB EUROPEAN GRP SE			1			4	5		5				92.9		73.0	74.7	NO	
AA-1240002	CHUBB INS. CO. OF EUROPE SE																YES		
AA-3190770	CHUBB TEMPEST RE LTD																YES		
AA-3770073	CHURCHILL CASUALTY LTD.	20,589	384	(2,904)	39		3,009	527		21,116	3,047	(507)		2.5		14.8	14.2	YES	3,047

ANNUAL STATEMENT FOR THE YEAR 2023 OF THE ZURICH AMERICAN INSURANCE COMPANY

SCHEDULE F - PART 3 (Continued)

Ceded Reinsurance as of December 31, Current Year (\$000 Omitted)

(Aging of Ceded Reinsurance)

ID Number From Col. 1	Name of Reinsurer From Col. 3	Reinsurance Recoverable on Paid Losses and Paid Loss Adjustment Expenses						43 Total Due Cols. 37+42 (In total should equal Cols. 7+8)	44 Total Recoverable on Paid Losses & LAE Amounts in Dispute Included in Col. 43	45 Recoverable on Paid Losses & LAE Over 90 Days Past Due Amounts in Dispute Included in Cols. 40 & 41	46 Total Recoverable on Paid Losses & LAE Amounts Not in Dispute (Cols 43-44)	47 Recoverable on Paid Losses & LAE Over 90 Days Past Due Amounts Not in Dispute (Cols. 40 + 41 - 45)	48 Amounts Received Prior 90 Days	49 Percentage Overdue Col. 42/Col. 43	50 Percentage of Amounts More Than 90 Days Overdue Not in Dispute (Col. 47/(Cols. 46+48))	51 Percentage More Than 120 Days Overdue (Col. 41/ Col. 43)	52 Is the Amount in Col. 50 Less Than 20%? (Yes or No)	53 Amounts in Col. 47 for Reinsurers with Values Less Than 20% in Col. 50
		37	Overdue				42 Total Overdue Cols. 38+39 +40+41											
		Current	38 1 - 29 Days	39 30 - 90 Days	40 91 - 120 Days	41 Over 120 Days												
AA-2431000	CIA NATIONAL DE SEGUROS C	1		1		74	75	76		76	74		99.2	98.0	97.8	NO		
AA-1120345	CITY INS CO (UK) LTD																YES	
AA-3190405	CLIENTS ASSURANCE POOL, LTD	3				3	3	5		5	3		49.8	49.8	49.8	NO		
AA-1320035	COLISEE RE																YES	
AA-3770124	COLUMBUS INS. CO. LTD												(3.4)		(17.7)	YES		
AA-3774153	COMPLETE STRUCTURE, LTD.	323				59	59	382		382	59		15.5	15.5	15.5	YES	59	
AA-3160026	CONSTELLATION REINS CO LTD	817						817		817		205				YES		
AA-3770501	CONSTRUCTION RISK CONTAIN INS CO	65						65		65						YES		
AA-1120191	CONVEX INS UK LTD	8	151			61	213	221		221	61	246	96.4	13.2	27.8	YES	61	
AA-3191400	CONVEX RE LTD	1,487						1,487		1,487		1,163				YES		
AA-1280067	COPENHAGEN REINS CO															YES		
AA-1120440	COPENHAGEN REINS CO															YES		
AA-1244100	OREDENDO - SHORT TERM NON-EU RISKS															YES		
AA-1120355	CX REINS CO LTD															YES		
AA-3191423	DARAG BERMUDA LTD	1,054	283	753		426	1,462	2,517		2,517	426	(475)	58.1	20.9	16.9	NO		
AA-3194135	DAVIES (SAC) LTD	958						958		958			0.0	0.0	0.0	YES		
AA-3770490	DELTA IND GROUP LTD	646		20		4	80	104		751	84		13.9	11.2	10.7	YES	84	
AA-1380040	DELTA LLOYD NON LIFE LTD															YES		
AA-1340028	DEVK (DEVK RUCKVERSICHERUNGS UND BE	431						431		431		154				YES		
AA-3190518	DODGE & JAMES INS.															YES		
AA-1120495	DOMINION INS CO															YES		
AA-1120505	DOIWA INS CO (UK) LTD															YES		
AA-1340085	E-S RUECKVERSICHERUNGS-AG															YES		
AA-3770062	EASTERN RE LTD															YES		
AA-1120536	EL PASO INS CO															YES		
AA-3770472	ELEVATION GROUP LTD	745				5	5	750		750	5		0.7	0.7	0.7	YES	5	
AA-3770070	ELITE DISTRIBUTORS INS CO	2,086				(15)	(15)	2,071		2,071			(0.7)		(0.7)	YES		
AA-3194142	ELM COMPANY LTD															YES		
AA-3194130	ENDURANCE SPECIALTY INS.	30	18	35	(10)	195	239	268		268	185	46	89.0	59.1	72.9	NO		
AA-1124129	ENDURANCE WORLDWIDE INS LTD	(20)	101	1		(274)	(173)	(192)				1,092	89.8		142.4	YES		
AA-3190747	ENERGY INS BERMUDA (EIB)															YES		
AA-1120545	ENGLISH AND AMERICAN INS															YES		
AA-9160004	EURASIA INS CO JSC															YES		
AA-1340003	EUROPA RUECKVERSICHERUNGS															YES		
AA-1780034	EUROPEAN SPECIALTY RE															YES		
AA-3190128	EVEREN SPECIALTY LTD.	1		135		40	175	176		176	40	110	99.6	14.1	22.8	YES	40	
AA-3770160	EVEREST PROP INS CO	490		6		(256)	(250)	241		241		64	(103.7)		(106.3)	YES		
AA-3194101	EVEREST RE BERMUDA LTD												100.0	100.0	100.0	NO		
AA-1780122	EVEREST REINS CO (IRELAND)	19	7	12			19	39		39			50.2	0.5		YES		
AA-3774169	EVOLUTION INS. CO.															YES		
AA-1120580	EXCESS INS CO															YES		
AA-3770471	FAIRHAVEN LTD	1,011		(9)		10	1	1,012		1,012	10		0.1	1.0	1.0	YES	10	
AA-3191289	FIDELIS INS BERMUDA LTD															YES		
AA-1120175	FIDELIS UNDERWRITING LTD	1	1	258		(2)	258	259		259		189	99.8		(0.6)	YES		
AA-3191386	FLEMING REINS LTD	40		2	(1)	8	10	49		49	8	2	19.4	15.4	17.2	YES	8	

ANNUAL STATEMENT FOR THE YEAR 2023 OF THE ZURICH AMERICAN INSURANCE COMPANY

SCHEDULE F - PART 3 (Continued)

Ceded Reinsurance as of December 31, Current Year (\$000 Omitted)
(Aging of Ceded Reinsurance)

ID Number From Col. 1	Name of Reinsurer From Col. 3	Reinsurance Recoverable on Paid Losses and Paid Loss Adjustment Expenses							44 Total Recoverable on Paid Losses & LAE Amounts in Dispute Included in Col. 43	45 Recoverable on Paid Losses & LAE Over 90 Days Past Due Amounts in Dispute Included in Cols. 40 & 41	46 Total Recoverable on Paid Losses & LAE Amounts Not in Dispute (Cols 43-44)	47 Recoverable on Paid Losses & LAE Over 90 Days Past Due Amounts Not in Dispute (Cols. 40 + 41 - 45)	48 Amounts Received Prior 90 Days	49 Percentage Overdue Col. 42/Col. 43	50 Percentage of Amounts More Than 90 Days Overdue Not in Dispute (Col. 47/(Cols. 46+48))	51 Percentage More Than 120 Days Overdue (Col. 41/ Col. 43)	52 Is the Amount in Col. 50 Less Than 20%? (Yes or No)	53 Amounts in Col. 47 for Reinsurers with Values Less Than 20% in Col. 50	
		37 Current	38 Overdue				42 Total Overdue Cols. 38+39 +40+41	43 Total Due Cols. 37+42 (In total should equal Cols. 7+8)											
			38 1 - 29 Days	39 30 - 90 Days	40 91 - 120 Days	41 Over 120 Days													
AA-1120620	FOLKSAM INTL INS CO																		
AA-3770291	FOUR CORNERS CONST GRP	92	618	(1,084)		1,840	1,374	1,466		1,466	1,840	442	93.7	96.4	125.5		YES		
AA-3190191	FRANCHISE TEAM INS. CO.																YES		
AA-1080011	GARLAN INSURANCE LTD.																YES		
AA-3190767	GATEWAY INS. CO.																YES		
AA-5340310	GEN INS CORP OF INDIA																YES		
AA-1120661	GENERAL ACCIDENT REINS																YES		
AA-3190219	GENERAL INT'L LTD	7,880						7,880		7,880		20,915					YES		
AA-1340145	GENERAL REINS AG	1,220	5,339	33		69	5,441	6,661		6,661	69	274	81.7	1.0	1.0		YES	69	
AA-1460060	GENERAL REINS UK LTD					(1)	(1)	(1)		(1)			100.0		100.0		YES		
AA-1320110	GENERALI ASSURANCES IARD																YES		
AA-9350003	GENERALI POJISTOVNA AS																YES		
AA-3774117	GENERATIONS GRP LTD.	844				7	7	851		851	7		0.8	0.8	0.8		YES	7	
AA-1460070	GERLING GLOBAL RE CO LTD																YES		
AA-1464111	GLACIER RE AG																YES		
AA-3160096	GLENMAPLE REIN CO LTD	492	131	48	23		203	695		695	23	251	29.2	2.4	100.0		YES	23	
AA-1120680	GLOBAL GENERAL & RE CO																YES		
AA-3770433	GOLDEN RULE LTD	1,897			6	68	74	1,970		1,970	74		3.7	3.7	3.4		YES	74	
AA-1930320	GOV INS OFF OF NEW S WALES																YES		
AA-1340043	GREAT LAKES INS SE																YES		
AA-3770356	GREEN OAK RE SPC																YES		
AA-3191302	GREINS GLOBAL LTD	2						2		2		1					YES		
AA-3191437	GROUP ARK INS LTD																YES		
AA-3190908	GUILFORD RE LTD	(12)						(12)		(12)		15					YES		
AA-1780104	HAMILTON INS DAC																YES		
AA-3191190	HAMILTON RE LTD	720	166	151		1	318	1,037		1,037	1	635	30.6	0.1	0.1		YES	1	
AA-3190060	HANNOVER RE BERMUDA LTD					41	42	42		42	41		99.8	99.0	99.0		YES		
AA-1340125	HANNOVER RUECK SE																YES		
AA-3190075	HARBOUR ASSUR. CO. OF BER											(19)					YES		
AA-3770061	HARVEST INS CO	5,671	424			(908)	(485)	5,187		5,187		7	(9.3)		(17.5)		YES		
AA-1120982	HCC INTERNATIONAL INS CO PLC	26						26		26		6					YES		
AA-1249999	HDI GERLING INDUSTRIAL																YES		
AA-1340106	HDI GLOBAL SE	3	2	3	114	22	141	144		144	137	56	97.9	68.3	15.4		YES		
AA-1340041	HDI GLOBAL SPECIALTY SE																YES		
AA-3774133	HEARTLAND GROUP LTD.																YES		
AA-3770498	HEAVY HIGHWAY INS SOL LTD	79						79		79							YES		
AA-1460080	HELVETIA SCHWEIZERISCHE V	2		1		6	8	10		10	6	65	78.5	8.0	60.7		YES	6	
AA-3770336	HEXAGON INS CO LTD	102	382	64	(130)	(45)	271	374		374		499	72.6		(11.9)		YES		
AA-1120760	HIGHLANDS INS. CO.(UK)																YES		
AA-1120525	HISCOX INS CO LTD												100.0	100.0	86.0		NO		
AA-5280035	HOTAI INSURANCE CO LTD					3	3	3		3	3		100.0	100.0	100.0		NO		
AA-1444101	IF P&C INS LTD																YES		
AA-3770538	IMPACT RE, LTD	20						20		20							YES		
AA-1720095	INDUSTRIAL MUTUAL INS																YES		
AA-3779994	INDUSTRIAL STAFFING LTD	2,078		(208)	1	120	(87)	1,991		1,991	121	(4)	(4.4)	6.1	6.0		YES	121	

ANNUAL STATEMENT FOR THE YEAR 2023 OF THE ZURICH AMERICAN INSURANCE COMPANY

SCHEDULE F - PART 3 (Continued)

Ceded Reinsurance as of December 31, Current Year (\$000 Omitted)
(Aging of Ceded Reinsurance)

ID Number From Col. 1	Name of Reinsurer From Col. 3	Reinsurance Recoverable on Paid Losses and Paid Loss Adjustment Expenses							44 Total Recoverable on Paid Losses & LAE Amounts in Dispute Included in Col. 43	45 Recoverable on Paid Losses & LAE Over 90 Days Past Due Amounts in Dispute Included in Cols. 40 & 41	46 Total Recoverable on Paid Losses & LAE Amounts Not in Dispute (Cols 43-44)	47 Recoverable on Paid Losses & LAE Over 90 Days Past Due Amounts Not in Dispute (Cols. 40 + 41 - 45)	48 Amounts Received Prior 90 Days	49 Percentage Overdue Col. 42/Col. 43	50 Percentage of Amounts More Than 90 Days Overdue Not in Dispute (Col. 47/(Cols. 46+48))	51 Percentage More Than 120 Days Overdue (Col. 41/ Col. 43)	52 Is the Amount in Col. 50 Less Than 20%? (Yes or No)	53 Amounts in Col. 47 for Reinsurers with Values Less Than 20% in Col. 50	
		37 Current	38 Overdue				42 Total Overdue Cols. 38+39 +40+41	43 Total Due Cols. 37+42 (In total should equal Cols. 7+8)											
			38 1 - 29 Days	39 30 - 90 Days	40 91 - 120 Days	41 Over 120 Days													
AA-9220050	INGOSSTRAKH																	YES	
AA-9220005	INS CO OF GAZ INDUSTRY SOGAZ																	YES	
AA-1120812	INS. CORP OF SINGAPORE UK						2	2	2	2	2		100.0	101.3	101.3		NO		
AA-1560480	INTACT INS CO																	YES	
AA-3191254	INTERNATIONAL GENERAL INS CO LTD																	YES	
AA-1120154	INTL GEN INS CO LTD																	YES	
AA-3194152	INTL INDEMNITY LTD						5	5	5	5	5		100.0	100.0	100.0		NO		
AA-3190416	INTRA-CONTINENTAL ENSURER	72	7	8	2	131	148	219		219	132		67.3	60.4	59.6		NO		
AA-0009999	ION INS CO INC																	YES	
AA-9689000	ION TRIAC INS. CO.																	YES	
AA-3190463	IPORE LTD																	YES	
AA-2230425	IRB BRASIL RESSEGUROS SA	1				43	44	44		44	43	6	98.8	86.2	98.3		NO		
AA-3770115	IWLA INS. CO.	2,296	5,914	5	64	(4,544)	1,439	3,736		3,736		11	38.5		(121.6)		YES		
AA-3190769	JAMES DOUGLAS INS. CO.	11			1	1	1	12		12	1	18	12.0	4.8	6.5		YES	1	
AA-1080027	JUPITER INS LTD																	YES	
AA-3190347	KANE SAC LTD																	YES	
AA-1120835	KINGSCROFT INS CO LTD																	YES	
AA-5420050	KOREAN RE CO				4	2	6	6		6	6		100.0	100.0	33.5		NO		
AA-1460029	KOREAN RE SWITZERLAND AG	47						47		47								YES	
AA-1120999	KX RE CO LTD	10			7	190	196	207		207	197		95.1	95.0	91.8		NO		
AA-1120066	LANCASHIRE INS. CO. (UK)																	YES	
AA-3190842	LANSDOWNE INS CO LTD																	YES	
AA-3190654	LASALLE RE LTD.																	YES	
AA-1370048	LIBERTY MUTUAL INS EUROPE SE																	YES	
AA-3190917	LIBERTY SPECIALTY MARKETS BERMUDA	8	1	129	1	48	180	188		188	49	110	95.6	16.6	25.6		YES	49	
AA-3191184	LIKEWIZE RE LTD	(1,389)	4,147	(4,143)	(88)		(84)	(1,473)		(1,473)		14,155	5.7				YES		
AA-1120920	LIME STREET INS CO																	YES	
AA-1122004	LLOYDS SYNDICATE #1681-SLATER WALKER																	YES	
AA-1720092	LOCAL TAPIOLA GEN MUTUAL INS CO																	YES	
AA-1120887	LONDON & EDINBURGH INS.																	YES	
AA-1121134	LONDON & OVERSEAS INS. CO																	YES	
AA-3191239	LUMEN RE LTD	94						94		94		770						YES	
AA-8310013	LYRA INS GUERNSEY LTD																	YES	
AA-3770137	MAC CAS LTD	3,568	(15)			(1,076)	(1,091)	2,478		2,478		15	(44.0)		(43.4)		YES		
AA-1840610	MAPFRE ESPANA COMPANIA DE SEGUROS																	YES	
AA-1842029	MAPFRE GLOBAL RISKS																	YES	
AA-3190669	MARIAS FALLS INS CO LTD												100.0	100.0	100.0		NO		
AA-3190829	MARKEL BERMUDA LTD	13	26	1		(47)	(20)	(7)		(7)		53	295.3		685.6		YES		
AA-3190715	METAL WORKERS INS LTD																	YES	
AA-3190261	MICHIGAN ASSUR LTD.																	YES	
AA-3190588	MILESTONE INS. CO. LTD.																	YES	
AA-1120980	MINSTER INS CO LTD																	YES	
AA-4690615	MISR INS. CO.																	YES	
AA-1580085	MITSU SUMITOMO INS CO																	YES	
AA-1121410	MITSU SUMITOMO INS CO	1				18	18	19		19	18		97.2	98.7	98.6		NO		

ANNUAL STATEMENT FOR THE YEAR 2023 OF THE ZURICH AMERICAN INSURANCE COMPANY

SCHEDULE F - PART 3 (Continued)

Ceded Reinsurance as of December 31, Current Year (\$000 Omitted)

(Aging of Ceded Reinsurance)

ID Number From Col. 1	Name of Reinsurer From Col. 3	Reinsurance Recoverable on Paid Losses and Paid Loss Adjustment Expenses							44 Total Recoverable on Paid Losses & LAE Amounts in Dispute Included in Col. 43	45 Recoverable on Paid Losses & LAE Over 90 Days Past Due Amounts in Dispute Included in Cols. 40 & 41	46 Total Recoverable on Paid Losses & LAE Amounts Not in Dispute (Cols 43-44)	47 Recoverable on Paid Losses & LAE Over 90 Days Past Due Amounts Not in Dispute (Cols. 40 + 41 - 45)	48 Amounts Received Prior 90 Days	49 Percentage Overdue Col. 42/Col. 43	50 Percentage of Amounts More Than 90 Days Overdue Not in Dispute (Col. 47/(Cols. 46+48))	51 Percentage More Than 120 Days Overdue (Col. 41/ Col. 43)	52 Is the Amount in Col. 50 Less Than 20%? (Yes or No)	53 Amounts in Col. 47 for Reinsurers with Values Less Than 20% in Col. 50	
		37	Overdue				43												
		Current	38 1 - 29 Days	39 30 - 90 Days	40 91 - 120 Days	41 Over 120 Days	42 Total Overdue Cols. 38+39 +40+41	Total Due Cols. 37+42 (In total should equal Cols. 7+8)											
AA-1320222	MMA IARD ASSUR MUTUELLES																	YES	
AA-1460019	MS AMLIN AG	1,451					1,451			1,451		1,874						YES	
AA-1340165	MUNCHENER RUECKVERSICHERUNGS	1,564	404	1	1	87	493	2,056		2,056	87	1,175	24.0	2.7	4.2		YES	87	
AA-1120011	MUNICH REINS CO																	YES	
AA-3190120	MUTUAL REINS CO LTD																	YES	
AA-3190280	N. I. LIMITED																	YES	
AA-3770072	NAT'L ENVIRONMENTAL INS.																	YES	
AA-1129999	NATIONAL CAS OF AMERICA			6			7	7		7		9	100.4	1.8	4.2		YES		
AA-3770167	NATIONAL CONTRACTORS INS CO	7,883	5,662	41	50	450	6,203	14,086		14,086	500	700	44.0	3.4	3.2		YES	500	
AA-3774174	NATIONAL FOUNDERS INS CO																	YES	
AA-5310005	NATIONALE BORG REINS NV																	YES	
AA-1380115	NATL BORG MIJ N V																	YES	
AA-3190869	NEW CASTLE REINS. CO. LTD.																	YES	
AA-3774175	NEW CON INS. CO.	2,025		1,735		17	1,865	3,891		3,891	130	21	47.9	3.3	2.9		YES	130	
AA-1120015	NEW HAMPSHIRE INS. CO.																	YES	
AA-5340660	NEW INDIA ASSUR CO.																	YES	
AA-3610030	NEW LONDON REINS CO LTD																	YES	
AA-3199994	NIGHTENGAL RE																	YES	
AA-1121075	NIPPON INS CO OF EUROPE																	YES	
AA-1121095	NORTH ATLANTIC INS.																	YES	
AA-3160147	NORTHERN INS CO LTD	14	9				9	23		23			38.5				YES		
AA-3770125	NORTHRIDGE INS. CO.																	YES	
AA-3160161	OCEAN INTL RE CO LTD																	YES	
AA-1121135	OIC RUN-OFF LTD																	YES	
AA-3779991	OLD GUARD RE																	YES	
AA-3774173	OLYMPIC STAR INS CO LTD											4						YES	
AA-8310022	ORCHID INS LTD																	YES	
AA-1422010	OSLO RE CO UK LTD																	YES	
AA-3190131	OWENS INS. LTD.	2,551						2,552		2,552			0.0	0.0	0.0		YES		
AA-1780078	PARTNER RE EUROPE SE	195		2	(2)	(41)	(41)	154		154		490	(26.8)		(26.5)		YES		
AA-1780096	PARTNER RE IRE DESIGNATED ACTIVITY																	YES	
AA-1320265	PARTNER RE SA																	YES	
AA-1789999	PHARMA INTERNATIONAL INS DAC																	YES	
AA-3191285	PICADILLY INS CO	26						26		26		44						YES	
AA-9240019	PICC PROP & CAS CO LTD	30	27	73	26	3,220	3,346	3,377		3,377	3,246	815	99.1	77.4	95.4		NO		
AA-9240065	PICC REINS CO LTD																	YES	
AA-9240027	PING AN P&C CO OF CHINA LTD				1	954	955	955		955	954	268	100.0	78.1	99.9		NO		
AA-9640006	POWISZECHNY ZAKLAD UBEZPIECZEN SA																	YES	
AA-3770461	PREMIER PARTNERS GROUP LTD	87		12		43	55	142		142	43		38.6	29.9	29.9		NO		
AA-3160106	PROFESSIONAL ASSOCIATES IND CO																	YES	
AA-1784104	PROSEC / PHARMACIA																	YES	
AA-1121225	PRUDENTIAL ASSUR CO.																	YES	
AA-3191298	QATAR REINS CO LTD					80	80	80		80	80		99.9	99.9	99.9		NO		
AA-1240051	QBE EUROPE SA/NV	348						348		348		6						YES	
AA-1780070	QBE REINSURANCE UK LTD																	YES	

ANNUAL STATEMENT FOR THE YEAR 2023 OF THE ZURICH AMERICAN INSURANCE COMPANY

SCHEDULE F - PART 3 (Continued)

Ceded Reinsurance as of December 31, Current Year (\$000 Omitted)

(Aging of Ceded Reinsurance)

ID Number From Col. 1	Name of Reinsurer From Col. 3	Reinsurance Recoverable on Paid Losses and Paid Loss Adjustment Expenses						43 Total Due Cols. 37+42 (In total should equal Cols. 7+8)	44 Total Recoverable on Paid Losses & LAE Amounts in Dispute Included in Col. 43	45 Recoverable on Paid Losses & LAE Over 90 Days Past Due Amounts in Dispute Included in Cols. 40 & 41	46 Total Recoverable on Paid Losses & LAE Amounts Not in Dispute (Cols 43-44)	47 Recoverable on Paid Losses & LAE Over 90 Days Past Due Amounts Not in Dispute (Cols. 40 + 41 - 45)	48 Amounts Received Prior 90 Days	49 Percentage Overdue Col. 42/Col. 43	50 Percentage of Amounts More Than 90 Days Overdue Not in Dispute (Col. 47/(Cols. 46+48))	51 Percentage More Than 120 Days Overdue (Col. 41/ Col. 43)	52 Is the Amount in Col. 50 Less Than 20%? (Yes or No)	53 Amounts in Col. 47 for Reinsurers with Values Less Than 20% in Col. 50
		37	Overdue				42 Total Overdue Cols. 38+39 +40+41											
		Current	38 1 - 29 Days	39 30 - 90 Days	40 91 - 120 Days	41 Over 120 Days												
AA-1120481	QBCE UK LTD	(316)		268		12	280	(35)			12	27	(795.6)		(34.8)	YES	12	
AA-3190545	QUEST INS SOLUTIONS LTD															YES		
AA-1340004	R V VERSICHERUNG AG															YES		
AA-1121280	R&Q GAMMA CO LTD															YES		
AA-3191356	R&Q RE (BERMUDA) LTD	79	73	53	42	(2)	166	245		245	40		67.9	16.3	(0.8)	YES	40	
AA-3770036	RAFFLES INS LTD	13,731	11	225	417	(4,316)	(3,663)	10,068		10,068		(34)	(36.4)		(42.9)	YES		
AA-3774151	RAVEN INS. CO.	2,334						2,334		2,334		10,904				YES		
AA-2730800	REASEGURADORA PATRIA SA															YES		
AA-3191420	RED LIFE RE LTD															YES		
AA-3774146	REMBRANDT SPC LTD															YES		
AA-3191238	RENAISSANCE RE SPECIALTY US LTD											13	100.0	0.8	100.0	YES		
AA-3191275	REGA AMERICAS REINSURANCE CO LTD															YES		
AA-1784121	REGA INTERNATIONAL RE CO LTD															YES		
AA-1560188	REGA LIFE RE CO OF CANADA															YES		
AA-1120583	RIVER RE LTD															YES		
AA-1121270	RIVER THAMES INS CO															YES		
AA-1120465	RIVERSTONE INS CO															YES		
AA-1121275	ROYAL & SUN ALLIANCE INS															YES		
AA-1720070	SAMPO INS CO PLC															YES		
AA-5420022	SAMSUNG FIRE & MARINE INS	2						2		2			12.7	11.6		YES		
AA-3191114	SATURN INS CO LTD	944	(44)	63	739	16	773	1,717		1,717	755		45.0	43.9	0.9	NO		
AA-1121295	SCAN REINS CO															YES		
AA-1340015	SCOR GLOBAL LIFE DEUTSCHLAND															YES		
AA-1320158	SCOR SE	514	13	28		(9)	32	546		546		2,244	5.9		(1.7)	YES		
AA-1120019	SCOR UK CO LTD	1				(2)	(2)						818.8		868.3	YES		
AA-1121310	SCOTTISH LION INS. CO.	(3)		3			3					3	976.1	8.5	94.1	YES		
AA-3190712	SEG INS LTD	52		(1)	1		52			52	1		(0.6)	1.2	(0.2)	YES	1	
AA-3770462	SELECT PARTNERS GROUP LTD	391		(9)	16	5	12	403		403	21		2.9	5.3	1.3	YES	21	
AA-3610571	SELECTA INS AND RE CO (CARRIBBEAN)															YES		
AA-3779995	SENIOR LIVING INS CO LTD	7	4				4	11		11		13	34.0			YES		
AA-1370046	SI INS (EUROPE) SA															YES		
AA-3770174	SIGNATURE INS CO	1,517				(3)	(3)	1,514		1,514		8,440	(0.2)		(0.2)	YES		
AA-1440076	SIRIUS INTL INS															YES		
AA-3191321	SIRIUSPOINT BERMUDA INS CO LTD	10					10			10		44				YES		
AA-3190969	SOLUTION INS LTD	10,778	436	496			932	11,710		11,710	100	2,274	8.0			YES		
AA-1580110	SOMPO JAPAN NIPPONKOA INS INC					100	100	100		100	100		100.4	100.7	100.7	NO		
AA-1320295	SOREMA-STE.DE REASS.DES A															YES		
AA-3770252	SOUTHERN CONSTRUCTION GRP LTD	1,239	2,064	1,320		30	3,413	4,652		4,652	30	90	73.4	0.6	0.6	YES	30	
AA-1121360	SOVEREIGN MARINE & GEN															YES		
AA-1122005	ST. HELEN'S INS. CO.															YES		
AA-3190761	STELLAR INS LTD															YES		
AA-1374101	STONEFORT RE SA	1,600				(127)	(127)	1,473		1,473		3,217	(8.6)		(8.7)	YES		
AA-1121390	STRONGHOLD INS. CO.			7		8	16	16		16	8		100.0	52.1	52.1	NO		
AA-1340045	SWISS GERMANY AG															YES		
AA-1560160	SWISS RE CO CANADA															YES		

ANNUAL STATEMENT FOR THE YEAR 2023 OF THE ZURICH AMERICAN INSURANCE COMPANY

SCHEDULE F - PART 3 (Continued)

Ceded Reinsurance as of December 31, Current Year (\$000 Omitted)
(Aging of Ceded Reinsurance)

ID Number From Col. 1	Name of Reinsurer From Col. 3	Reinsurance Recoverable on Paid Losses and Paid Loss Adjustment Expenses							44 Total Recoverable on Paid Losses & LAE Amounts in Dispute Included in Col. 43	45 Recoverable on Paid Losses & LAE Over 90 Days Past Due Amounts in Dispute Included in Cols. 40 & 41	46 Total Recoverable on Paid Losses & LAE Amounts Not in Dispute (Cols 43-44)	47 Recoverable on Paid Losses & LAE Over 90 Days Past Due Amounts Not in Dispute (Cols. 40 + 41 - 45)	48 Amounts Received Prior 90 Days	49 Percentage Overdue Col. 42/Col. 43	50 Percentage of Amounts More Than 90 Days Overdue Not in Dispute (Col. 47/(Cols. 46+48))	51 Percentage More Than 120 Days Overdue (Col. 41/ Col. 43)	52 Is the Amount in Col. 50 Less Than 20%? (Yes or No)	53 Amounts in Col. 47 for Reinsurers with Values Less Than 20% in Col. 50	
		37 Current	38 Overdue				42 Total Overdue Cols. 38+39 +40+41	43 Total Due Cols. 37+42 (In total should equal Cols. 7+8)											
			38 1 - 29 Days	39 30 - 90 Days	40 91 - 120 Days	41 Over 120 Days													
AA-1370021	SWISS RE EUROPE SA																	YES	
AA-1370020	SWISS RE INTL SE																	YES	
AA-1460146	SWISS REINS CO LTD						7	7	7	7	7			100.0	100.0	100.0	NO		
AA-1931004	SYDNEY REINS. CO. PTY. LT																	YES	
AA-5324100	TAIPING REINS CO LTD						88	88	88	88	88			100.0	100.0	100.0	NO		
AA-3191220	TELLURIDE INS LTD	(3)					(53)	(53)	(56)	(56)				95.1		95.8	YES		
AA-3770197	TEMPORARY SERVICES INS.	11,377		(77)			(79)	(156)	11,221		11,221			(1.4)		(0.7)	YES		
AA-1121575	TENECON LTD																	YES	
AA-3774108	THE FOUNDATION GRP LTD.	1,172	(1)				(72)	(72)	1,099		1,099			(6.6)		(6.5)	YES		
AA-3774126	THE INDEPENDENCE GRP LTD	988					(26)	(26)	962		962			(2.7)		(2.7)	YES		
AA-3190777	THREE CROWNS INS. CO.																	YES	
AA-1460034	TOA 21ST CENTURY REINS CO LTD	239	760					760	999		999		19	76.1			YES		
AA-1121445	TOKIO MARINE KILN INS LTD	1	(1)				32	32	33		33			97.3	98.8	98.6	NO		
AA-1580100	TOKIO MARINE&NICHIDO FIRE						18	18	18		18			100.0	100.0	100.0	NO		
AA-3190155	TRANSCON INS. LTD.	8	13		24		249	286	294		294		14	97.3	88.8	84.7	NO		
AA-3190708	TRANSGLOBAL INS. LTD.																	YES	
AA-3191368	TRANSPORTATION REINS UNDERWRITING C	143							143		143		167					YES	
AA-1120159	TRANSRE LONDON LTD																	YES	
AA-1121375	TRAVELERS INS. CO. LTD																	YES	
AA-1280001	TRYG INS. CO.																	YES	
AA-1120431	TUREGUM INS CO (UK)																	YES	
AA-3770526	ULTRA INS (CAYMAN), LTD	416	104			(2)		102	519		519			19.7		(0.4)	YES		
AA-1420080	UNI MUTUAL GENERAL INS.																	YES	
AA-1121480	UNIONAMERICA INS CO LTD																	YES	
AA-3771163	UNITED TRADES INS. CO.																	YES	
AA-3190580	UNIVERSAL RE BERMUDA		33				(38)	(5)	(5)		(5)			100.0		833.1	YES		
AA-1460006	VALIDUS RE (SWITZERLAND) LTD	1,888	1,538	42			46	1,626	3,514		3,514		1,370	46.3	0.9	1.3	YES	46	
AA-3190870	VALIDUS RE LTD	589		2			(120)	(118)	471		471		433	(25.2)		(25.5)	YES		
AA-3770282	VALLEY INDEMNITY LTD	714					(12)	(12)	702		702			(1.7)		(1.7)	YES		
AA-3191432	VANTAGE RISK LTD																	YES	
AA-1460175	VERITAS RUCKVERSICHERUNGS																	YES	
AA-1420147	VESTA REINS. A/S						7	7	7		7			100.0	100.0	100.0	NO		
AA-3774134	VISION INS. CO.																	YES	
AA-1780111	VITAL BLUE INS DAC	105		3			81	83	188		188		399	44.3	13.7	42.9	YES	81	
AA-1121525	WALBROOK INS CO																	YES	
AA-1120740	WASA INTL (UK) INS CO																	YES	
AA-3194184	WHIRLPOOL INS. CO. LTD.																	YES	
AA-3770335	WILDCAT ENERGY INS LTD.	1,973	198				1	200	2,172		2,172		1	(204)	9.2	0.0	0.0	YES	1
AA-1120386	WORLD AUXILIARY INS.																	YES	
AA-3190487	WRENFORD INS CO						(13)	(13)	(13)		(13)			100.0		100.0	YES		
AA-3191315	XL BERMUDA LTD																	YES	
AA-1121547	XL INS CO SE																	YES	
AA-1780072	XL RE EUROPE LTD	273	1,139					1,139	1,412		1,412		15	80.7			YES		
AA-9610003	ZAVAROVANICA TRIGLAV D D																	YES	

ANNUAL STATEMENT FOR THE YEAR 2023 OF THE ZURICH AMERICAN INSURANCE COMPANY

SCHEDULE F - PART 3 (Continued)

Ceded Reinsurance as of December 31, Current Year (\$000 Omitted)
(Aging of Ceded Reinsurance)

ID Number From Col. 1	Name of Reinsurer From Col. 3	Reinsurance Recoverable on Paid Losses and Paid Loss Adjustment Expenses							44 Total Recoverable on Paid Losses & LAE Amounts in Dispute Included in Col. 43	45 Recoverable on Paid Losses & LAE Over 90 Days Past Due Amounts in Dispute Included in Cols. 40 & 41	46 Total Recoverable on Paid Losses & LAE Amounts Not in Dispute (Cols 43-44)	47 Recoverable on Paid Losses & LAE Over 90 Days Past Due Amounts Not in Dispute (Cols. 40 + 41 - 45)	48 Amounts Received Prior 90 Days	49 Percentage Overdue Col. 42/Col. 43	50 Percentage of Amounts More Than 90 Days Overdue Not in Dispute (Col. 47/(Cols. 46+48))	51 Percentage More Than 120 Days Overdue (Col. 41/ Col. 43)	52 Is the Amount in Col. 50 Less Than 20%? (Yes or No)	53 Amounts in Col. 47 for Reinsurers with Values Less Than 20% in Col. 50
		37	Overdue				43											
		Current	38 1 - 29 Days	39 30 - 90 Days	40 91 - 120 Days	41 Over 120 Days	42 Total Overdue Cols. 38+39 +40+41	Total Due Cols. 37+42 (In total should equal Cols. 7+8)										
AA-1120515	ZURICH LEGACY SOLUTIONS SERVICES UK																	
2699999	Total Unauthorized - Other Non-U.S. Insurers	154,076	31,356	(1,693)	1,312	6,075	37,050	191,125	8	8	191,117	19,920	77,698	19.4	7.4	3.2	XXX	4,673
2899999	Total Unauthorized Excluding Protected Cells (Sum of 2299999, 2399999, 2499999, 2599999 and 2699999)	572,037	42,988	19,768	7,871	64,858	135,484	707,521	26	26	707,495	87,298	229,277	19.1	9.3	9.2	XXX	26,106
36-4233459	EFFECTS OF INTERCOMPANY POOLING (FOOTNOTE #26)																	YES
2999999	Total Certified - Affiliates - U.S. Intercompany Pooling																	XXX
3299999	Total Certified - Affiliates - U.S. Non-Pool																	XXX
3599999	Total Certified - Affiliates - Other (Non-U.S.)																	XXX
3699999	Total Certified - Affiliates																	XXX
CR-3194128	ALLIED WORLD ASSUR CO																	YES
CR-3194126	ARCH REINS LTD	39						39			39							YES
CR-1460018	CATLIN RE SWITZERLAND LTD	16	6	14		35	55	71			71	35	35	77.7	32.7	48.4	NO	
CR-1460018	CATLIN RE SWITZERLAND LTD	2			(3)	27	24	25			25	24		93.3	94.8	107.0	NO	
CR-3190770	CHUBB TEMPEST RE LTD	65						65			65							YES
CR-3194122	DAVINCI REINS LTD																	YES
CR-3194101	EVEREST RE BERMUDA LTD	5,368						5,368			5,368		6,129					YES
CR-3190060	HANNOVER RE BERMUDA LTD	78						78			78							YES
CR-3190060	HANNOVER RE BERMUDA LTD	304						304			304		112					YES
CR-1340125	HANNOVER RUECK SE																	YES
CR-1340125	HANNOVER RUECK SE	5,604	50				50	5,653			5,653		10,716	0.9				YES
CR-3190875	HISCOX INS CO (BERMUDA) LTD	108	380				380	488			488		104	77.8				YES
CR-3190829	MARKEL BERMUDA LTD	1						1			1							YES
CR-1340165	MUNCHENER RUECKVERSICHERUNGS	9,705	1				1	9,707			9,707		16,525	0.0				YES
CR-1460100	NEW REINSURANCE COMPANY LTD.																	YES
CR-3190686	PARTNER RE CO LTD	1						1			1		63					YES
CR-1780078	PARTNER RE EUROPE SE	1						1			1		1,007					YES
CR-1460023	RENAISSANCE RE EUROPE AG	26	2		(5)	101	98	123			123	96	392	79.2	18.6	81.8	YES	
CR-3190339	RENAISSANCE RE LTD			1			1	1			1		106	64.2	0.1	9.0	YES	
CR-1460146	SWISS REINS CO LTD																	YES
CR-1460146	SWISS REINS CO LTD	15,405	48	97	(16)	301	430	15,835			15,835	285	18,706	2.7	0.8	1.9	YES	
CR-1120159	TRANSRE LONDON LTD																	YES
CR-3191315	XL BERMUDA LTD	94						94			94							YES
CR-3191315	XL BERMUDA LTD																	YES
CR-1780072	XL RE EUROPE LTD	104						104			104		22					YES
4099999	Total Certified - Other Non-U.S. Insurers	36,921	487	112	(25)	464	1,039	37,959			37,959	439	53,916	2.7	0.5	1.2	XXX	381
4299999	Total Certified Excluding Protected Cells (Sum of 3699999, 3799999, 3899999, 3999999 and 4099999)	36,921	487	112	(25)	464	1,039	37,959			37,959	439	53,916	2.7	0.5	1.2	XXX	381
36-4233459	EFFECTS OF INTERCOMPANY POOLING (FOOTNOTE #26)																	YES
4399999	Total Reciprocal Jurisdiction - Affiliates - U.S. Intercompany Pooling																	XXX

24.20

ANNUAL STATEMENT FOR THE YEAR 2023 OF THE ZURICH AMERICAN INSURANCE COMPANY

SCHEDULE F - PART 3 (Continued)

Ceded Reinsurance as of December 31, Current Year (\$000 Omitted)
(Aging of Ceded Reinsurance)

ID Number From Col. 1	Name of Reinsurer From Col. 3	Reinsurance Recoverable on Paid Losses and Paid Loss Adjustment Expenses							44 Total Recoverable on Paid Losses & LAE Amounts in Dispute Included in Col. 43	45 Recoverable on Paid Losses & LAE Over 90 Days Past Due Amounts in Dispute Included in Cols. 40 & 41	46 Total Recoverable on Paid Losses & LAE Amounts Not in Dispute (Cols 43-44)	47 Recoverable on Paid Losses & LAE Past Due Amounts Not in Dispute (Cols. 40 + 41 - 45)	48 Amounts Received Prior 90 Days	49 Percentage Overdue Col. 42/Col. 43	50 Percentage of Amounts More Than 90 Days Overdue Not in Dispute (Col. 47/(Cols. 46+48))	51 Percentage More Than 120 Days Overdue (Col. 41/ Col. 43)	52 Is the Amount in Col. 50 Less Than 20%? (Yes or No)	53 Amounts in Col. 47 for Reinsurers with Values Less Than 20% in Col. 50
		37	Overdue				43											
		Current	38 1 - 29 Days	39 30 - 90 Days	40 91 - 120 Days	41 Over 120 Days	42 Total Overdue Cols. 38+39 +40+41	Total Due Cols. 37+42 (In total should equal Cols. 7+8)										
4699999	Total Reciprocal Jurisdiction - Affiliates - U.S. Non-Pool																	XXX
RJ-3190947	ZURICH GLOBAL LTD	67,615	2,695	7,283	1,004	(1,202)	9,779	77,395		77,395		36,823	12.6			(1.6)	YES	
RJ-1460190	ZURICH INS CO - GCIE	207,279					207,279			207,279							YES	
4899999	Total Reciprocal Jurisdiction - Affiliates - Other (Non-U.S.) - Other	274,894	2,695	7,283	1,004	(1,202)	9,779	284,674		284,674		36,823	3.4			(0.4)	XXX	
4999999	Total Reciprocal Jurisdiction - Affiliates - Other (Non-U.S.)	274,894	2,695	7,283	1,004	(1,202)	9,779	284,674		284,674		36,823	3.4			(0.4)	XXX	
5099999	Total Reciprocal Jurisdiction - Affiliates	274,894	2,695	7,283	1,004	(1,202)	9,779	284,674		284,674		36,823	3.4			(0.4)	XXX	
RJ-3194128	ALLIED WORLD ASSUR CO							52		52		11					YES	
RJ-3194126	ARCH REINS LTD	52															YES	
RJ-3191352	ASCOT BERMUDA LTD																YES	
RJ-3194168	ASPEN BERMUDA LTD	277	46	36			81	359		359			22.7				YES	
RJ-3191435	CONDUIT REINS LTD	12		1			1	13		13		6	7.4			1.5	YES	
RJ-1120191	CONVEX INS UK LTD	78						78		78		17					YES	
RJ-3191400	CONVEX RE LTD	648						648		648		428					YES	
RJ-3194122	DAVINCI REINS LTD																YES	
RJ-1340028	DEVK (DEVK RUCKVERSICHERUNGS UND BE																YES	
RJ-3194101	EVEREST RE BERMUDA LTD	633						633		633		175					YES	
RJ-3191437	GROUP ARK INS LTD																YES	
RJ-3190060	HANNOVER RE BERMUDA LTD																YES	
RJ-1340125	HANNOVER RUECK SE	564						564		564		313					YES	
RJ-3190875	HISCOX INS CO (BERMUDA) LTD																YES	
RJ-3190871	LANCASHIRE INS. CO. LTD.	4						4		4		2					YES	
RJ-3190917	LIBERTY SPECIALTY MARKETS BERMUDA																YES	
RJ-1127084	LLOYDS SYNDICATE #1084																YES	
RJ-1127183	LLOYDS SYNDICATE #1183																YES	
RJ-1120085	LLOYDS SYNDICATE #1274																YES	
RJ-1127301	LLOYDS SYNDICATE #1301	388	64	50			114	502		502		93	22.7				YES	
RJ-1127414	LLOYDS SYNDICATE #1414																YES	
RJ-1120102	LLOYDS SYNDICATE #1458																YES	
RJ-1120197	LLOYDS SYNDICATE #1609-ASTA MANAGIN																YES	
RJ-1120198	LLOYDS SYNDICATE #1618																YES	
RJ-1120171	LLOYDS SYNDICATE #1856																YES	
RJ-1120054	LLOYDS SYNDICATE #1886																YES	
RJ-1120083	LLOYDS SYNDICATE #1910																YES	
RJ-1128001	LLOYDS SYNDICATE #2001																YES	
RJ-1128003	LLOYDS SYNDICATE #2003																YES	
RJ-1128010	LLOYDS SYNDICATE #2010																YES	
RJ-1128623	LLOYDS SYNDICATE #2623																YES	
RJ-1128791	LLOYDS SYNDICATE #2791																YES	
RJ-1128987	LLOYDS SYNDICATE #2987																YES	
RJ-1129000	LLOYDS SYNDICATE #3000																YES	
RJ-1126033	LLOYDS SYNDICATE #33																YES	

ANNUAL STATEMENT FOR THE YEAR 2023 OF THE ZURICH AMERICAN INSURANCE COMPANY

SCHEDULE F - PART 3 (Continued)

Ceded Reinsurance as of December 31, Current Year (\$000 Omitted)
(Aging of Ceded Reinsurance)

ID Number From Col. 1	Name of Reinsurer From Col. 3	Reinsurance Recoverable on Paid Losses and Paid Loss Adjustment Expenses							44 Total Recoverable on Paid Losses & LAE Amounts in Dispute Included in Col. 43	45 Recoverable on Paid Losses & LAE Over 90 Days Past Due Amounts in Dispute Included in Cols. 40 & 41	46 Total Recoverable on Paid Losses & LAE Amounts Not in Dispute (Cols 43-44)	47 Recoverable on Paid Losses & LAE Over 90 Days Past Due Amounts Not in Dispute (Cols. 40 + 41 - 45)	48 Amounts Received Prior 90 Days	49 Percentage Overdue Col. 42/Col. 43	50 Percentage of Amounts More Than 90 Days Overdue Not in Dispute (Col. 47/(Cols. 46+48))	51 Percentage More Than 120 Days Overdue (Col. 41/ Col. 43)	52 Is the Amount in Col. 50 Less Than 20%? (Yes or No)	53 Amounts in Col. 47 for Reinsurers with Values Less Than 20% in Col. 50		
		37 Current	38 Overdue				42 Total Overdue Cols. 38+39 +40+41	43 Total Due Cols. 37+42 (In total should equal Cols. 7+8)												
			38 1 - 29 Days	39 30 - 90 Days	40 91 - 120 Days	41 Over 120 Days														
RJ-1120116	LLOYDS SYNDICATE #3902																	YES		
RJ-1126005	LLOYDS SYNDICATE #4000																	YES		
RJ-1120075	LLOYDS SYNDICATE #4020																	YES		
RJ-1126004	LLOYDS SYNDICATE #4444																	YES		
RJ-1126006	LLOYDS SYNDICATE #4472																	YES		
RJ-1120090	LLOYDS SYNDICATE #4711																	YES		
RJ-1126566	LLOYDS SYNDICATE #566																	YES		
RJ-1126623	LLOYDS SYNDICATE #623																	YES		
RJ-1840000	MAPFRE RE CIA DE REASEGUROS	1,373						1,373		1,373			1,271					YES		
RJ-1460019	MS AML IN AG	209						209		209			44					YES		
RJ-1340165	MUNCHENER RUECKVERSICHERUNGS	201						201		201			123					YES		
RJ-1460100	NEW REINSURANCE COMPANY LTD.																	YES		
RJ-3190686	PARTNER RE CO LTD																	YES		
RJ-1780078	PARTNER RE EUROPE SE																	YES		
RJ-1460023	RENAISSANCE RE EUROPE AG																	YES		
RJ-3190339	RENAISSANCE RE LTD																	YES		
RJ-1320158	SCOR SE	235						235		235			50					YES		
RJ-1460146	SWISS REINS CO LTD	573						573		573			136					YES		
RJ-1120159	TRANSRE LONDON LTD	183						183		183			39					YES		
RJ-1460006	VALIDUS RE (SWITZERLAND) LTD	568						571		571			324	0.4			0.1	YES	1	
RJ-3190870	VALIDUS RE LTD																	YES		
RJ-3191388	VERMEER RE LTD																	YES		
RJ-3191315	XL BERMUDA LTD																	YES		
5499999	Total Reciprocal Jurisdiction - Other Non-U.S. Insurers	5,998	109	88	1			199		6,197			3,030	3.2			0.0	XXX	1	
5699999	Total Reciprocal Jurisdiction Excluding Protected Cells (Sum of 5099999, 5199999, 5299999, 5399999 and 5499999)	280,893	2,804	7,371	1,005	(1,202)		9,978		290,871			39,853	3.4			(0.4)	XXX	1	
5799999	Total Authorized, Unauthorized, Reciprocal Jurisdiction and Certified Excluding Protected Cells (Sum of 1499999, 2899999, 4299999 and 5699999)	1,102,462	71,113	39,858	14,525	85,116		210,612		1,313,074		1,238	442,400	16.0			6.6	6.5	XXX	34,077
5899999	Total Protected Cells (Sum of 1399999, 2799999, 4199999 and 5599999)																		XXX	
9999999	Totals	1,102,462	71,113	39,858	14,525	85,116		210,612		1,313,074		1,238	442,400	16.0			6.6	6.5	XXX	34,077

24.22

ANNUAL STATEMENT FOR THE YEAR 2023 OF THE ZURICH AMERICAN INSURANCE COMPANY

SCHEDULE F - PART 3 (Continued)

Ceded Reinsurance as of December 31, Current Year (\$000 Omitted)
(Provision for Reinsurance for Certified Reinsurers)

ID Number From Col. 1	Name of Reinsurer From Col. 3	Provision for Certified Reinsurance													Complete if Col. 52 = "No"; Otherwise Enter 0			69 Provision for Overdue Reinsurance Ceded to Certified Reinsurers (Greater of [Col. 62 + Col. 65] or Col.68; not to Exceed Col. 63)
		54	55	56	57	58	59	60	61	62	63	64	65	66	67	68		
		Certified Reinsurer Rating (1 through 6)	Effective Date of Certified Reinsurer Rating	Percent Collateral Required for Full Credit (0% through 100%)	Catastrophe Recoverables Qualifying for Collateral Deferral	Net Recoverables Subject to Collateral Requirements for Full Credit (Col. 19 - Col. 57)	Dollar Amount of Collateral Required (Col. 56 * Col. 58)	Percent of Collateral Provided for Net Recoverables Subject to Collateral Requirements ([Col. 20 + Col. 21 + Col. 22] / Col. 58)	Percent Credit Allowed on Net Recoverables Subject to Collateral Requirements (Col. 60 / Col. 56, not to exceed 100%)	20% of Recoverable on Paid Losses & LAE Over 90 Days Past Due Amounts in Dispute (Col. 45 * 20%)	Amount of Credit Allowed for Net Recoverables (Col. 57 + [Col. 58 * Col. 61])	Provision for Reinsurance with Certified Reinsurers Due to Collateral Deficiency (Col. 19 - Col. 63)	20% of Recoverable on Paid Losses & LAE Over 90 Days Past Due Amounts Not in Dispute (Col. 47 * 20%)	Total Collateral Provided (Col. 20 + Col. 21 + Col. 24, not to Exceed Col. 63)	Net Unsecured Recoverable for Which Credit is Allowed (Col. 63 - Col. 66)	20% of Amount in Col. 67		
36-6071400	AMERICAN GUARANTY & LIABILITY INSURANCE COMPANY	XXX	XXX	XXX	XXX	XXX	XXX	XXX	XXX	XXX	XXX	XXX	XXX	XXX	XXX	XXX	XXX	
36-3141762	AMERICAN ZURICH INSURANCE COMPANY	XXX	XXX	XXX	XXX	XXX	XXX	XXX	XXX	XXX	XXX	XXX	XXX	XXX	XXX	XXX	XXX	
52-1096670	COLONIAL AMERICAN CASUALTY & SURETY	XXX	XXX	XXX	XXX	XXX	XXX	XXX	XXX	XXX	XXX	XXX	XXX	XXX	XXX	XXX	XXX	
36-4233459	EFFECTS OF INTERCOMPANY POOLING (FOOTNOTE #26)	XXX	XXX	XXX	XXX	XXX	XXX	XXX	XXX	XXX	XXX	XXX	XXX	XXX	XXX	XXX	XXX	
47-6022701	EMPIRE FIRE & MARINE INSURANCE	XXX	XXX	XXX	XXX	XXX	XXX	XXX	XXX	XXX	XXX	XXX	XXX	XXX	XXX	XXX	XXX	
73-6091717	EMPIRE INDEMNITY INSURANCE COMPANY	XXX	XXX	XXX	XXX	XXX	XXX	XXX	XXX	XXX	XXX	XXX	XXX	XXX	XXX	XXX	XXX	
13-3046577	FIDELITY & DEPOSIT COMPANY OF MARYLAND	XXX	XXX	XXX	XXX	XXX	XXX	XXX	XXX	XXX	XXX	XXX	XXX	XXX	XXX	XXX	XXX	
41-1375004	RURAL COMMUNITY INSURANCE COMPANY	XXX	XXX	XXX	XXX	XXX	XXX	XXX	XXX	XXX	XXX	XXX	XXX	XXX	XXX	XXX	XXX	
52-0981481	STEADFAST INSURANCE COMPANY	XXX	XXX	XXX	XXX	XXX	XXX	XXX	XXX	XXX	XXX	XXX	XXX	XXX	XXX	XXX	XXX	
43-1249228	UNIVERSAL UNDERWRITERS INSURANCE COMPANY	XXX	XXX	XXX	XXX	XXX	XXX	XXX	XXX	XXX	XXX	XXX	XXX	XXX	XXX	XXX	XXX	
36-3139101	UNIVERSAL UNDERWRITERS OF TEXAS	XXX	XXX	XXX	XXX	XXX	XXX	XXX	XXX	XXX	XXX	XXX	XXX	XXX	XXX	XXX	XXX	
36-4233459	ZURICH AMERICAN INSURANCE COMPANY	XXX	XXX	XXX	XXX	XXX	XXX	XXX	XXX	XXX	XXX	XXX	XXX	XXX	XXX	XXX	XXX	
36-2781080	ZURICH AMERICAN INSURANCE COMPANY OF ILLINOIS	XXX	XXX	XXX	XXX	XXX	XXX	XXX	XXX	XXX	XXX	XXX	XXX	XXX	XXX	XXX	XXX	
0199999	Total Authorized - Affiliates - U.S. Intercompany Pooling			XXX	XXX	XXX	XXX	XXX	XXX	XXX	XXX	XXX	XXX	XXX	XXX	XXX	XXX	
36-6071400	AMERICAN GUARANTY & LIABILITY INSURANCE COMPANY	XXX	XXX	XXX	XXX	XXX	XXX	XXX	XXX	XXX	XXX	XXX	XXX	XXX	XXX	XXX	XXX	
13-3046577	FIDELITY & DEPOSIT COMPANY OF MARYLAND	XXX	XXX	XXX	XXX	XXX	XXX	XXX	XXX	XXX	XXX	XXX	XXX	XXX	XXX	XXX	XXX	
52-0981481	STEADFAST INSURANCE COMPANY	XXX	XXX	XXX	XXX	XXX	XXX	XXX	XXX	XXX	XXX	XXX	XXX	XXX	XXX	XXX	XXX	
95-2575892	TRUCK INSURANCE EXCHANGE	XXX	XXX	XXX	XXX	XXX	XXX	XXX	XXX	XXX	XXX	XXX	XXX	XXX	XXX	XXX	XXX	
43-1249228	UNIVERSAL UNDERWRITERS INSURANCE COMPANY	XXX	XXX	XXX	XXX	XXX	XXX	XXX	XXX	XXX	XXX	XXX	XXX	XXX	XXX	XXX	XXX	
36-4233459	ZURICH AMERICAN INSURANCE COMPANY	XXX	XXX	XXX	XXX	XXX	XXX	XXX	XXX	XXX	XXX	XXX	XXX	XXX	XXX	XXX	XXX	
0399999	Total Authorized - Affiliates - U.S. Non-Pool - Other			XXX	XXX	XXX	XXX	XXX	XXX	XXX	XXX	XXX	XXX	XXX	XXX	XXX	XXX	
0499999	Total Authorized - Affiliates - U.S. Non-Pool			XXX	XXX	XXX	XXX	XXX	XXX	XXX	XXX	XXX	XXX	XXX	XXX	XXX	XXX	
0799999	Total Authorized - Affiliates - Other (Non-U.S.)			XXX	XXX	XXX	XXX	XXX	XXX	XXX	XXX	XXX	XXX	XXX	XXX	XXX	XXX	
0899999	Total Authorized - Affiliates			XXX	XXX	XXX	XXX	XXX	XXX	XXX	XXX	XXX	XXX	XXX	XXX	XXX	XXX	
95-2371728	ACE AMERICAN INS CO	XXX	XXX	XXX	XXX	XXX	XXX	XXX	XXX	XXX	XXX	XXX	XXX	XXX	XXX	XXX	XXX	
06-0237820	ACE PROPERTY AND CASUALTY	XXX	XXX	XXX	XXX	XXX	XXX	XXX	XXX	XXX	XXX	XXX	XXX	XXX	XXX	XXX	XXX	
75-1940467	ACIG INS CO	XXX	XXX	XXX	XXX	XXX	XXX	XXX	XXX	XXX	XXX	XXX	XXX	XXX	XXX	XXX	XXX	
36-6033855	AGCS MARINE INS CO	XXX	XXX	XXX	XXX	XXX	XXX	XXX	XXX	XXX	XXX	XXX	XXX	XXX	XXX	XXX	XXX	
02-0309086	AIG SPECIALTY INS CO	XXX	XXX	XXX	XXX	XXX	XXX	XXX	XXX	XXX	XXX	XXX	XXX	XXX	XXX	XXX	XXX	
95-3187355	ALLIANZ GLOBAL RISKS US INS CO	XXX	XXX	XXX	XXX	XXX	XXX	XXX	XXX	XXX	XXX	XXX	XXX	XXX	XXX	XXX	XXX	
94-6078058	ALLIANZ REINS AMERICA INC	XXX	XXX	XXX	XXX	XXX	XXX	XXX	XXX	XXX	XXX	XXX	XXX	XXX	XXX	XXX	XXX	
95-4387273	ALLIED WORLD ASSUR CO US INC	XXX	XXX	XXX	XXX	XXX	XXX	XXX	XXX	XXX	XXX	XXX	XXX	XXX	XXX	XXX	XXX	
06-1182357	ALLIED WORLD INS CO	XXX	XXX	XXX	XXX	XXX	XXX	XXX	XXX	XXX	XXX	XXX	XXX	XXX	XXX	XXX	XXX	
36-0719665	ALLSTATE INS. CO.	XXX	XXX	XXX	XXX	XXX	XXX	XXX	XXX	XXX	XXX	XXX	XXX	XXX	XXX	XXX	XXX	
36-2661954	AMERICAN AGRICULTURAL INS CO	XXX	XXX	XXX	XXX	XXX	XXX	XXX	XXX	XXX	XXX	XXX	XXX	XXX	XXX	XXX	XXX	
52-2048110	AMERICAN ALTERNATIVE INS	XXX	XXX	XXX	XXX	XXX	XXX	XXX	XXX	XXX	XXX	XXX	XXX	XXX	XXX	XXX	XXX	
59-0593886	AMERICAN BANKERS INS. CO.	XXX	XXX	XXX	XXX	XXX	XXX	XXX	XXX	XXX	XXX	XXX	XXX	XXX	XXX	XXX	XXX	
13-5124990	AMERICAN HOME ASSUR CO.	XXX	XXX	XXX	XXX	XXX	XXX	XXX	XXX	XXX	XXX	XXX	XXX	XXX	XXX	XXX	XXX	
35-0145400	AMERICAN STATES INS.	XXX	XXX	XXX	XXX	XXX	XXX	XXX	XXX	XXX	XXX	XXX	XXX	XXX	XXX	XXX	XXX	
35-0145825	AMERICAN UNITED LIFE INS.	XXX	XXX	XXX	XXX	XXX	XXX	XXX	XXX	XXX	XXX	XXX	XXX	XXX	XXX	XXX	XXX	
38-0829210	AMERSURE MUTUAL INS.	XXX	XXX	XXX	XXX	XXX	XXX	XXX	XXX	XXX	XXX	XXX	XXX	XXX	XXX	XXX	XXX	

ANNUAL STATEMENT FOR THE YEAR 2023 OF THE ZURICH AMERICAN INSURANCE COMPANY

SCHEDULE F - PART 3 (Continued)

Ceded Reinsurance as of December 31, Current Year (\$000 Omitted)
(Provision for Reinsurance for Certified Reinsurers)

ID Number From Col. 1	Name of Reinsurer From Col. 3	Provision for Certified Reinsurance													Complete if Col. 52 = "No"; Otherwise Enter 0			69 Provision for Overdue Reinsurance Ceded to Certified Reinsurers (Greater of [Col. 62 + Col. 65] or Col.68; not to Exceed Col. 63)
		54	55	56	57	58	59	60	61	62	63	64	65	66	67	68		
		Certified Reinsurer Rating (1 through 6)	Effective Date of Certified Reinsurer Rating	Percent Collateral Required for Full Credit (0% through 100%)	Catastrophe Recoverables Qualifying for Collateral Deferral	Net Recoverables Subject to Collateral Requirements for Full Credit (Col. 19 - Col. 57)	Dollar Amount of Collateral Required (Col. 56 * Col. 58)	Percent of Collateral Provided for Net Recoverables Subject to Collateral Requirements ([Col. 20 + Col. 21 + Col. 24] / Col. 58)	Percent Credit Allowed on Net Recoverables Subject to Collateral Requirements (Col. 60 / Col. 56, not to exceed 100%)	20% of Recoverable on Paid Losses & LAE Over 90 Days Past Due Amounts in Dispute (Col. 45 * 20%)	Amount of Credit Allowed for Net Recoverables (Col. 57 + [Col. 58 * Col. 61])	Provision for Reinsurance with Certified Reinsurers Due to Collateral Deficiency (Col. 19 - Col. 63)	20% of Recoverable on Paid Losses & LAE Over 90 Days Past Due Amounts Not in Dispute (Col. 47 * 20%)	Total Collateral Provided (Col. 20 + Col. 21 + Col. 24, not to Exceed Col. 63)	Net Unsecured Recoverable for Which Credit is Allowed (Col. 63 - Col. 66)	20% of Amount in Col. 67		
43-0990710	ARCH INS. CO.	XXX	XXX	XXX	XXX	XXX	XXX	XXX	XXX	XXX	XXX	XXX	XXX	XXX	XXX	XXX	XXX	
06-1430254	ARCH REINS. CO.	XXX	XXX	XXX	XXX	XXX	XXX	XXX	XXX	XXX	XXX	XXX	XXX	XXX	XXX	XXX	XXX	
94-1390273	ARGONAUT INS. CO.	XXX	XXX	XXX	XXX	XXX	XXX	XXX	XXX	XXX	XXX	XXX	XXX	XXX	XXX	XXX	XXX	
13-5358230	ARROWOOD IND CO	XXX	XXX	XXX	XXX	XXX	XXX	XXX	XXX	XXX	XXX	XXX	XXX	XXX	XXX	XXX	XXX	
84-0583213	ASCOT INS CO	XXX	XXX	XXX	XXX	XXX	XXX	XXX	XXX	XXX	XXX	XXX	XXX	XXX	XXX	XXX	XXX	
75-2344200	ASPEN AMER INS CO	XXX	XXX	XXX	XXX	XXX	XXX	XXX	XXX	XXX	XXX	XXX	XXX	XXX	XXX	XXX	XXX	
13-4934590	ATLANTIC MUTUAL INS	XXX	XXX	XXX	XXX	XXX	XXX	XXX	XXX	XXX	XXX	XXX	XXX	XXX	XXX	XXX	XXX	
39-1338397	AXIS INS CO	XXX	XXX	XXX	XXX	XXX	XXX	XXX	XXX	XXX	XXX	XXX	XXX	XXX	XXX	XXX	XXX	
51-0434766	AXIS REINS CO	XXX	XXX	XXX	XXX	XXX	XXX	XXX	XXX	XXX	XXX	XXX	XXX	XXX	XXX	XXX	XXX	
23-1502700	BEDIVERE INS CO	XXX	XXX	XXX	XXX	XXX	XXX	XXX	XXX	XXX	XXX	XXX	XXX	XXX	XXX	XXX	XXX	
47-0574325	BERKLEY INS CO	XXX	XXX	XXX	XXX	XXX	XXX	XXX	XXX	XXX	XXX	XXX	XXX	XXX	XXX	XXX	XXX	
43-1432586	BERKLEY REGIONAL INS CO	XXX	XXX	XXX	XXX	XXX	XXX	XXX	XXX	XXX	XXX	XXX	XXX	XXX	XXX	XXX	XXX	
51-0400307	BERKSHIRE HATHAWAY DIRECT INS CO	XXX	XXX	XXX	XXX	XXX	XXX	XXX	XXX	XXX	XXX	XXX	XXX	XXX	XXX	XXX	XXX	
63-0202590	BERKSHIRE HATHAWAY SPECIALTY INS CO	XXX	XXX	XXX	XXX	XXX	XXX	XXX	XXX	XXX	XXX	XXX	XXX	XXX	XXX	XXX	XXX	
23-1620930	BONDSMAN INSURANCE CO.	XXX	XXX	XXX	XXX	XXX	XXX	XXX	XXX	XXX	XXX	XXX	XXX	XXX	XXX	XXX	XXX	
13-1701424	CA COMP CAS CO	XXX	XXX	XXX	XXX	XXX	XXX	XXX	XXX	XXX	XXX	XXX	XXX	XXX	XXX	XXX	XXX	
23-2044256	CANADA LIFE REINS CO	XXX	XXX	XXX	XXX	XXX	XXX	XXX	XXX	XXX	XXX	XXX	XXX	XXX	XXX	XXX	XXX	
39-0971527	CAPITOL INDEMNITY CORP.	XXX	XXX	XXX	XXX	XXX	XXX	XXX	XXX	XXX	XXX	XXX	XXX	XXX	XXX	XXX	XXX	
13-3531373	CERITY INSURANCE COMPANY	XXX	XXX	XXX	XXX	XXX	XXX	XXX	XXX	XXX	XXX	XXX	XXX	XXX	XXX	XXX	XXX	
52-0266645	CLARENDON NATL	XXX	XXX	XXX	XXX	XXX	XXX	XXX	XXX	XXX	XXX	XXX	XXX	XXX	XXX	XXX	XXX	
98-0033230	CODAN INS CO	XXX	XXX	XXX	XXX	XXX	XXX	XXX	XXX	XXX	XXX	XXX	XXX	XXX	XXX	XXX	XXX	
36-2994662	COLISEUM RE CO	XXX	XXX	XXX	XXX	XXX	XXX	XXX	XXX	XXX	XXX	XXX	XXX	XXX	XXX	XXX	XXX	
06-0303370	CONNECTICUT GENERAL LIFE	XXX	XXX	XXX	XXX	XXX	XXX	XXX	XXX	XXX	XXX	XXX	XXX	XXX	XXX	XXX	XXX	
36-2114545	CONTINENTAL CASUALTY INS	XXX	XXX	XXX	XXX	XXX	XXX	XXX	XXX	XXX	XXX	XXX	XXX	XXX	XXX	XXX	XXX	
31-1191023	CONTINENTAL IND CO	XXX	XXX	XXX	XXX	XXX	XXX	XXX	XXX	XXX	XXX	XXX	XXX	XXX	XXX	XXX	XXX	
13-5010440	CONTINENTAL INS CO	XXX	XXX	XXX	XXX	XXX	XXX	XXX	XXX	XXX	XXX	XXX	XXX	XXX	XXX	XXX	XXX	
91-6027360	DAIRYLAND AMERICAN INS CO	XXX	XXX	XXX	XXX	XXX	XXX	XXX	XXX	XXX	XXX	XXX	XXX	XXX	XXX	XXX	XXX	
61-0654823	DELTA AMERICA REINS.	XXX	XXX	XXX	XXX	XXX	XXX	XXX	XXX	XXX	XXX	XXX	XXX	XXX	XXX	XXX	XXX	
13-2725603	DOMINION INS. CO.	XXX	XXX	XXX	XXX	XXX	XXX	XXX	XXX	XXX	XXX	XXX	XXX	XXX	XXX	XXX	XXX	
38-2145898	DORINCO REINS CO	XXX	XXX	XXX	XXX	XXX	XXX	XXX	XXX	XXX	XXX	XXX	XXX	XXX	XXX	XXX	XXX	
39-0264050	EMPLOYERS INS OF WA	XXX	XXX	XXX	XXX	XXX	XXX	XXX	XXX	XXX	XXX	XXX	XXX	XXX	XXX	XXX	XXX	
42-0234980	EMPLOYERS MUTUAL CASUALTY	XXX	XXX	XXX	XXX	XXX	XXX	XXX	XXX	XXX	XXX	XXX	XXX	XXX	XXX	XXX	XXX	
03-0350908	ENDURANCE AMER INS CO	XXX	XXX	XXX	XXX	XXX	XXX	XXX	XXX	XXX	XXX	XXX	XXX	XXX	XXX	XXX	XXX	
35-2293075	ENDURANCE ASSURANCE CORP	XXX	XXX	XXX	XXX	XXX	XXX	XXX	XXX	XXX	XXX	XXX	XXX	XXX	XXX	XXX	XXX	
25-6038677	ERIE INS EXCHANGE	XXX	XXX	XXX	XXX	XXX	XXX	XXX	XXX	XXX	XXX	XXX	XXX	XXX	XXX	XXX	XXX	
36-2950161	EVANSTON INS CO	XXX	XXX	XXX	XXX	XXX	XXX	XXX	XXX	XXX	XXX	XXX	XXX	XXX	XXX	XXX	XXX	
22-2660372	EVEREST NATIONAL INS CO	XXX	XXX	XXX	XXX	XXX	XXX	XXX	XXX	XXX	XXX	XXX	XXX	XXX	XXX	XXX	XXX	
22-2005057	EVEREST REINS CO	XXX	XXX	XXX	XXX	XXX	XXX	XXX	XXX	XXX	XXX	XXX	XXX	XXX	XXX	XXX	XXX	
23-2153760	EXCALIBUR RE CORP	XXX	XXX	XXX	XXX	XXX	XXX	XXX	XXX	XXX	XXX	XXX	XXX	XXX	XXX	XXX	XXX	
05-0316605	FACTORY MUTUAL INS CO	XXX	XXX	XXX	XXX	XXX	XXX	XXX	XXX	XXX	XXX	XXX	XXX	XXX	XXX	XXX	XXX	
13-3333610	FAIR AMERICAN INS & RE CO	XXX	XXX	XXX	XXX	XXX	XXX	XXX	XXX	XXX	XXX	XXX	XXX	XXX	XXX	XXX	XXX	
13-2915260	FARMERS GROUP P&C INS. CO.	XXX	XXX	XXX	XXX	XXX	XXX	XXX	XXX	XXX	XXX	XXX	XXX	XXX	XXX	XXX	XXX	

ANNUAL STATEMENT FOR THE YEAR 2023 OF THE ZURICH AMERICAN INSURANCE COMPANY

SCHEDULE F - PART 3 (Continued)

Ceded Reinsurance as of December 31, Current Year (\$000 Omitted)
(Provision for Reinsurance for Certified Reinsurers)

ID Number From Col. 1	Name of Reinsurer From Col. 3	Provision for Certified Reinsurance															69 Provision for Overdue Reinsurance Ceded to Certified Reinsurers (Greater of [Col. 62 + Col. 65] or Col.68; not to Exceed Col. 63)	
		54	55	56	57	58	59	60	61	62	63	64	65	Complete if Col. 52 = "No"; Otherwise Enter 0				
		Certified Reinsurer Rating (1 through 6)	Effective Date of Certified Reinsurer Rating	Percent Collateral Required for Full Credit (0% through 100%)	Catastrophe Recoverables Qualifying for Collateral Deferral	Net Recoverables Subject to Collateral Requirements for Full Credit (Col. 19 - Col. 57)	Dollar Amount of Collateral Required (Col. 56 * Col. 58)	Percent of Collateral Provided for Net Recoverables Subject to Collateral Requirements ([Col. 20 + Col. 21 + Col. 22 + Col. 24] / Col. 58)	Percent Credit Allowed on Net Recoverables Subject to Collateral Requirements (Col. 60 / Col. 56, not to exceed 100%)	20% of Recoverable on Paid Losses & LAE Over 90 Days Past Due Amounts in Dispute (Col. 45 * 20%)	Amount of Credit Allowed for Net Recoverables (Col. 57 + [Col. 58 * Col. 61])	Provision for Reinsurance with Certified Reinsurers Due to Collateral Deficiency (Col. 19 - Col. 63)	20% of Recoverable on Paid Losses & LAE Over 90 Days Past Due Amounts Not in Dispute (Col. 47 * 20%)	66 Total Collateral Provided (Col. 20 + Col. 21 + Col. 24, not to Exceed Col. 63)	67 Net Unsecured Recoverable for Which Credit is Allowed (Col. 63 - Col. 66)	68 20% of Amount in Col. 67		
13-1963496	FEDERAL INS CO	XXX	XXX	XXX	XXX	XXX	XXX	XXX	XXX	XXX	XXX	XXX	XXX	XXX	XXX	XXX	XXX	XXX
13-2710717	FINANCIAL GUAR INS. CO.	XXX	XXX	XXX	XXX	XXX	XXX	XXX	XXX	XXX	XXX	XXX	XXX	XXX	XXX	XXX	XXX	XXX
06-1325038	FINIAL RE CO	XXX	XXX	XXX	XXX	XXX	XXX	XXX	XXX	XXX	XXX	XXX	XXX	XXX	XXX	XXX	XXX	XXX
94-1610280	FIREMAN'S FUND INS	XXX	XXX	XXX	XXX	XXX	XXX	XXX	XXX	XXX	XXX	XXX	XXX	XXX	XXX	XXX	XXX	XXX
04-1867050	FIRST ALLMERICA FIN LIFE	XXX	XXX	XXX	XXX	XXX	XXX	XXX	XXX	XXX	XXX	XXX	XXX	XXX	XXX	XXX	XXX	XXX
43-1898350	FLETCHER REINSURANCE COMPANY	XXX	XXX	XXX	XXX	XXX	XXX	XXX	XXX	XXX	XXX	XXX	XXX	XXX	XXX	XXX	XXX	XXX
13-2673100	GENERAL RE CORP	XXX	XXX	XXX	XXX	XXX	XXX	XXX	XXX	XXX	XXX	XXX	XXX	XXX	XXX	XXX	XXX	XXX
13-2572994	GENERAL RE LIFE CORP	XXX	XXX	XXX	XXX	XXX	XXX	XXX	XXX	XXX	XXX	XXX	XXX	XXX	XXX	XXX	XXX	XXX
13-3029255	GENERAL SECURITY NATL INS CO	XXX	XXX	XXX	XXX	XXX	XXX	XXX	XXX	XXX	XXX	XXX	XXX	XXX	XXX	XXX	XXX	XXX
13-1958482	GENERAL STAR NATIONAL INSURANCE CO	XXX	XXX	XXX	XXX	XXX	XXX	XXX	XXX	XXX	XXX	XXX	XXX	XXX	XXX	XXX	XXX	XXX
13-5617450	GENERALI (US BRANCH)	XXX	XXX	XXX	XXX	XXX	XXX	XXX	XXX	XXX	XXX	XXX	XXX	XXX	XXX	XXX	XXX	XXX
13-6107326	GLOBAL REINS CORP	XXX	XXX	XXX	XXX	XXX	XXX	XXX	XXX	XXX	XXX	XXX	XXX	XXX	XXX	XXX	XXX	XXX
13-5009848	GLOBAL REINS CORP OF AMERICA	XXX	XXX	XXX	XXX	XXX	XXX	XXX	XXX	XXX	XXX	XXX	XXX	XXX	XXX	XXX	XXX	XXX
31-0501234	GREAT AMERICAN INS.	XXX	XXX	XXX	XXX	XXX	XXX	XXX	XXX	XXX	XXX	XXX	XXX	XXX	XXX	XXX	XXX	XXX
95-1479095	GREENWICH INS. CO.	XXX	XXX	XXX	XXX	XXX	XXX	XXX	XXX	XXX	XXX	XXX	XXX	XXX	XXX	XXX	XXX	XXX
13-5123390	GUARDIAN LIFE INS CO OF AMER	XXX	XXX	XXX	XXX	XXX	XXX	XXX	XXX	XXX	XXX	XXX	XXX	XXX	XXX	XXX	XXX	XXX
42-0645088	GUIDEONE MUTUAL INS.	XXX	XXX	XXX	XXX	XXX	XXX	XXX	XXX	XXX	XXX	XXX	XXX	XXX	XXX	XXX	XXX	XXX
59-2859797	HANNOVER LIFE REASSUR	XXX	XXX	XXX	XXX	XXX	XXX	XXX	XXX	XXX	XXX	XXX	XXX	XXX	XXX	XXX	XXX	XXX
13-5129825	HANOVER INS. CO.	XXX	XXX	XXX	XXX	XXX	XXX	XXX	XXX	XXX	XXX	XXX	XXX	XXX	XXX	XXX	XXX	XXX
06-0383750	HARTFORD FIRE INS CO	XXX	XXX	XXX	XXX	XXX	XXX	XXX	XXX	XXX	XXX	XXX	XXX	XXX	XXX	XXX	XXX	XXX
06-0384680	HARTFORD STEAM & BOILER	XXX	XXX	XXX	XXX	XXX	XXX	XXX	XXX	XXX	XXX	XXX	XXX	XXX	XXX	XXX	XXX	XXX
30-0409219	HDI GLOBAL INSURANCE CO	XXX	XXX	XXX	XXX	XXX	XXX	XXX	XXX	XXX	XXX	XXX	XXX	XXX	XXX	XXX	XXX	XXX
74-1296673	HIGHLANDS INS CO	XXX	XXX	XXX	XXX	XXX	XXX	XXX	XXX	XXX	XXX	XXX	XXX	XXX	XXX	XXX	XXX	XXX
52-1568827	HOMELAND INS CO OF NY	XXX	XXX	XXX	XXX	XXX	XXX	XXX	XXX	XXX	XXX	XXX	XXX	XXX	XXX	XXX	XXX	XXX
59-1027412	HORACE MANN INS. CO.	XXX	XXX	XXX	XXX	XXX	XXX	XXX	XXX	XXX	XXX	XXX	XXX	XXX	XXX	XXX	XXX	XXX
20-8249009	HOUSTON SPECIALTY INS CO	XXX	XXX	XXX	XXX	XXX	XXX	XXX	XXX	XXX	XXX	XXX	XXX	XXX	XXX	XXX	XXX	XXX
52-1739109	HYUNDAI MARINE & FIRE INS	XXX	XXX	XXX	XXX	XXX	XXX	XXX	XXX	XXX	XXX	XXX	XXX	XXX	XXX	XXX	XXX	XXX
13-3077651	ICM INSURANCE CO	XXX	XXX	XXX	XXX	XXX	XXX	XXX	XXX	XXX	XXX	XXX	XXX	XXX	XXX	XXX	XXX	XXX
06-1016108	IND INS CO OF NORTH AMER	XXX	XXX	XXX	XXX	XXX	XXX	XXX	XXX	XXX	XXX	XXX	XXX	XXX	XXX	XXX	XXX	XXX
06-1346380	INDIAN HARBOR INS CO	XXX	XXX	XXX	XXX	XXX	XXX	XXX	XXX	XXX	XXX	XXX	XXX	XXX	XXX	XXX	XXX	XXX
13-5339725	INS CORP OF NEW YORK	XXX	XXX	XXX	XXX	XXX	XXX	XXX	XXX	XXX	XXX	XXX	XXX	XXX	XXX	XXX	XXX	XXX
23-0723970	INS. CO. OF NORTH AMERICA	XXX	XXX	XXX	XXX	XXX	XXX	XXX	XXX	XXX	XXX	XXX	XXX	XXX	XXX	XXX	XXX	XXX
36-2259886	INTERSTATE FIRE & CASUALTY CO	XXX	XXX	XXX	XXX	XXX	XXX	XXX	XXX	XXX	XXX	XXX	XXX	XXX	XXX	XXX	XXX	XXX
41-0121640	IRONSHORE IND INC	XXX	XXX	XXX	XXX	XXX	XXX	XXX	XXX	XXX	XXX	XXX	XXX	XXX	XXX	XXX	XXX	XXX
22-2227331	LIBERTY INS U/W INC	XXX	XXX	XXX	XXX	XXX	XXX	XXX	XXX	XXX	XXX	XXX	XXX	XXX	XXX	XXX	XXX	XXX
04-1924000	LIBERTY MUT FIRE INS CO	XXX	XXX	XXX	XXX	XXX	XXX	XXX	XXX	XXX	XXX	XXX	XXX	XXX	XXX	XXX	XXX	XXX
04-1543470	LIBERTY MUTUAL INS	XXX	XXX	XXX	XXX	XXX	XXX	XXX	XXX	XXX	XXX	XXX	XXX	XXX	XXX	XXX	XXX	XXX
23-1503749	LIFE INS CO OF N.A.	XXX	XXX	XXX	XXX	XXX	XXX	XXX	XXX	XXX	XXX	XXX	XXX	XXX	XXX	XXX	XXX	XXX
36-1410470	LUMBERMENS MUTUAL CASUALT	XXX	XXX	XXX	XXX	XXX	XXX	XXX	XXX	XXX	XXX	XXX	XXX	XXX	XXX	XXX	XXX	XXX
36-3347420	MARFRE INS CO	XXX	XXX	XXX	XXX	XXX	XXX	XXX	XXX	XXX	XXX	XXX	XXX	XXX	XXX	XXX	XXX	XXX
06-1481194	MARKEL GLOBAL RE CO	XXX	XXX	XXX	XXX	XXX	XXX	XXX	XXX	XXX	XXX	XXX	XXX	XXX	XXX	XXX	XXX	XXX
36-3101262	MARKEL INS CO	XXX	XXX	XXX	XXX	XXX	XXX	XXX	XXX	XXX	XXX	XXX	XXX	XXX	XXX	XXX	XXX	XXX

ANNUAL STATEMENT FOR THE YEAR 2023 OF THE ZURICH AMERICAN INSURANCE COMPANY

SCHEDULE F - PART 3 (Continued)

Ceded Reinsurance as of December 31, Current Year (\$000 Omitted)
(Provision for Reinsurance for Certified Reinsurers)

ID Number From Col. 1	Name of Reinsurer From Col. 3	Provision for Certified Reinsurance													Complete if Col. 52 = "No"; Otherwise Enter 0			69 Provision for Overdue Reinsurance Ceded to Certified Reinsurers (Greater of [Col. 62 + Col. 65] or Col.68; not to Exceed Col. 63)
		54	55	56	57	58	59	60	61	62	63	64	65	66	67	68		
		Certified Reinsurer Rating (1 through 6)	Effective Date of Certified Reinsurer Rating	Percent Collateral Required for Full Credit (0% through 100%)	Catastrophe Recoverables Qualifying for Collateral Deferral	Net Recoverables Subject to Collateral Requirements for Full Credit (Col. 19 - Col. 57)	Dollar Amount of Collateral Required (Col. 56 * Col. 58)	Percent of Collateral Provided for Net Recoverables Subject to Collateral Requirements ([Col. 20 + Col. 21 + Col. 22 + Col. 24] / Col. 58)	Percent Credit Allowed on Net Recoverables Subject to Collateral Requirements (Col. 60 / Col. 56, not to exceed 100%)	20% of Recoverable on Paid Losses & LAE Over 90 Days Past Due Amounts in Dispute (Col. 45 * 20%)	Amount of Credit Allowed for Net Recoverables (Col. 57 + [Col. 58 * Col. 61])	Provision for Reinsurance with Certified Reinsurers Due to Collateral Deficiency (Col. 19 - Col. 63)	20% of Recoverable on Paid Losses & LAE Over 90 Days Past Due Amounts Not in Dispute (Col. 47 * 20%)	Total Collateral Provided (Col. 20 + Col. 21 + Col. 24, not to Exceed Col. 63)	Net Unsecured Recoverable for Which Credit is Allowed (Col. 63 - Col. 66)	20% of Amount in Col. 67		
35-0506406	MEDICAL PROTECTIVE CO	XXX	XXX	XXX	XXX	XXX	XXX	XXX	XXX	XXX	XXX	XXX	XXX	XXX	XXX	XXX	XXX	
13-1916653	MIDLAND INS. CO.	XXX	XXX	XXX	XXX	XXX	XXX	XXX	XXX	XXX	XXX	XXX	XXX	XXX	XXX	XXX	XXX	
00-0000159	MISC REINSURANCE	XXX	XXX	XXX	XXX	XXX	XXX	XXX	XXX	XXX	XXX	XXX	XXX	XXX	XXX	XXX	XXX	
00-0000002	MISC REINSURANCE	XXX	XXX	XXX	XXX	XXX	XXX	XXX	XXX	XXX	XXX	XXX	XXX	XXX	XXX	XXX	XXX	
22-3818012	MITSUI SUMITOMO INS CO	XXX	XXX	XXX	XXX	XXX	XXX	XXX	XXX	XXX	XXX	XXX	XXX	XXX	XXX	XXX	XXX	
38-0855585	MOTORS INS. CORP.	XXX	XXX	XXX	XXX	XXX	XXX	XXX	XXX	XXX	XXX	XXX	XXX	XXX	XXX	XXX	XXX	
36-3985972	MSIG SPECIALTY INS USA INC	XXX	XXX	XXX	XXX	XXX	XXX	XXX	XXX	XXX	XXX	XXX	XXX	XXX	XXX	XXX	XXX	
13-4924125	MUNICH RE AMERICA	XXX	XXX	XXX	XXX	XXX	XXX	XXX	XXX	XXX	XXX	XXX	XXX	XXX	XXX	XXX	XXX	
13-1614399	MUTUAL OF AMER LIFE INS CO	XXX	XXX	XXX	XXX	XXX	XXX	XXX	XXX	XXX	XXX	XXX	XXX	XXX	XXX	XXX	XXX	
06-0493340	NASSAU LIFE INSURANCE CO	XXX	XXX	XXX	XXX	XXX	XXX	XXX	XXX	XXX	XXX	XXX	XXX	XXX	XXX	XXX	XXX	
47-0355979	NAT'L INDEMNITY CO.	XXX	XXX	XXX	XXX	XXX	XXX	XXX	XXX	XXX	XXX	XXX	XXX	XXX	XXX	XXX	XXX	
38-0865250	NATIONAL CASUALTY CO	XXX	XXX	XXX	XXX	XXX	XXX	XXX	XXX	XXX	XXX	XXX	XXX	XXX	XXX	XXX	XXX	
36-2403971	NATIONAL LIAB & FIRE INS CO	XXX	XXX	XXX	XXX	XXX	XXX	XXX	XXX	XXX	XXX	XXX	XXX	XXX	XXX	XXX	XXX	
31-4177100	NATIONWIDE MUT INS CO	XXX	XXX	XXX	XXX	XXX	XXX	XXX	XXX	XXX	XXX	XXX	XXX	XXX	XXX	XXX	XXX	
25-0687550	NATL UNION FIRE INS CO OF PITTS	XXX	XXX	XXX	XXX	XXX	XXX	XXX	XXX	XXX	XXX	XXX	XXX	XXX	XXX	XXX	XXX	
13-3138390	NAVIGATORS INS CO	XXX	XXX	XXX	XXX	XXX	XXX	XXX	XXX	XXX	XXX	XXX	XXX	XXX	XXX	XXX	XXX	
06-1053492	NEW ENGLAND REINS CO	XXX	XXX	XXX	XXX	XXX	XXX	XXX	XXX	XXX	XXX	XXX	XXX	XXX	XXX	XXX	XXX	
02-0172170	NEW HAMPSHIRE INS. CO.	XXX	XXX	XXX	XXX	XXX	XXX	XXX	XXX	XXX	XXX	XXX	XXX	XXX	XXX	XXX	XXX	
22-2187459	NEW JERSEY REINS. CO.	XXX	XXX	XXX	XXX	XXX	XXX	XXX	XXX	XXX	XXX	XXX	XXX	XXX	XXX	XXX	XXX	
42-0791985	NORTHEASTERN INS OF HART	XXX	XXX	XXX	XXX	XXX	XXX	XXX	XXX	XXX	XXX	XXX	XXX	XXX	XXX	XXX	XXX	
41-6009967	NORTHLAND INS. CO.	XXX	XXX	XXX	XXX	XXX	XXX	XXX	XXX	XXX	XXX	XXX	XXX	XXX	XXX	XXX	XXX	
47-0698507	ODYSSEY RE CO	XXX	XXX	XXX	XXX	XXX	XXX	XXX	XXX	XXX	XXX	XXX	XXX	XXX	XXX	XXX	XXX	
25-0410420	OLD REPUBLIC INS. CO.	XXX	XXX	XXX	XXX	XXX	XXX	XXX	XXX	XXX	XXX	XXX	XXX	XXX	XXX	XXX	XXX	
23-0959220	PA LUMBERMENS MUT INS	XXX	XXX	XXX	XXX	XXX	XXX	XXX	XXX	XXX	XXX	XXX	XXX	XXX	XXX	XXX	XXX	
95-1078160	PACIFIC INDEMNITY CO.	XXX	XXX	XXX	XXX	XXX	XXX	XXX	XXX	XXX	XXX	XXX	XXX	XXX	XXX	XXX	XXX	
04-1590940	PARTNER RE AMER INS CO	XXX	XXX	XXX	XXX	XXX	XXX	XXX	XXX	XXX	XXX	XXX	XXX	XXX	XXX	XXX	XXX	
13-3031176	PARTNER RE CO OF US	XXX	XXX	XXX	XXX	XXX	XXX	XXX	XXX	XXX	XXX	XXX	XXX	XXX	XXX	XXX	XXX	
13-2919779	PEERLESS INDEMNITY INS CO	XXX	XXX	XXX	XXX	XXX	XXX	XXX	XXX	XXX	XXX	XXX	XXX	XXX	XXX	XXX	XXX	
23-1642962	PENNSYLVANIA MANUFACTURER	XXX	XXX	XXX	XXX	XXX	XXX	XXX	XXX	XXX	XXX	XXX	XXX	XXX	XXX	XXX	XXX	
36-3030511	PRAETORIAN INS. CO.	XXX	XXX	XXX	XXX	XXX	XXX	XXX	XXX	XXX	XXX	XXX	XXX	XXX	XXX	XXX	XXX	
05-0204450	PROVIDENCE WASHINGTON INS	XXX	XXX	XXX	XXX	XXX	XXX	XXX	XXX	XXX	XXX	XXX	XXX	XXX	XXX	XXX	XXX	
47-0900851	PXC, INC	XXX	XXX	XXX	XXX	XXX	XXX	XXX	XXX	XXX	XXX	XXX	XXX	XXX	XXX	XXX	XXX	
23-1641984	QBE RE CORP	XXX	XXX	XXX	XXX	XXX	XXX	XXX	XXX	XXX	XXX	XXX	XXX	XXX	XXX	XXX	XXX	
23-1740414	R&Q REINS CO	XXX	XXX	XXX	XXX	XXX	XXX	XXX	XXX	XXX	XXX	XXX	XXX	XXX	XXX	XXX	XXX	
23-0580680	RELIANCE INS. CO.	XXX	XXX	XXX	XXX	XXX	XXX	XXX	XXX	XXX	XXX	XXX	XXX	XXX	XXX	XXX	XXX	
41-0451140	RELIASTAR LIFE INS CO	XXX	XXX	XXX	XXX	XXX	XXX	XXX	XXX	XXX	XXX	XXX	XXX	XXX	XXX	XXX	XXX	
30-0703280	RENAISSANCE RE EUROPE AG USB	XXX	XXX	XXX	XXX	XXX	XXX	XXX	XXX	XXX	XXX	XXX	XXX	XXX	XXX	XXX	XXX	
52-1952955	RENAISSANCE REINS US INC	XXX	XXX	XXX	XXX	XXX	XXX	XXX	XXX	XXX	XXX	XXX	XXX	XXX	XXX	XXX	XXX	
86-0274508	REPWEST INS CO	XXX	XXX	XXX	XXX	XXX	XXX	XXX	XXX	XXX	XXX	XXX	XXX	XXX	XXX	XXX	XXX	
43-1235868	REGA REINS. CO.	XXX	XXX	XXX	XXX	XXX	XXX	XXX	XXX	XXX	XXX	XXX	XXX	XXX	XXX	XXX	XXX	
37-0915434	RLI INS CO	XXX	XXX	XXX	XXX	XXX	XXX	XXX	XXX	XXX	XXX	XXX	XXX	XXX	XXX	XXX	XXX	
16-0366830	RSUI IND CO	XXX	XXX	XXX	XXX	XXX	XXX	XXX	XXX	XXX	XXX	XXX	XXX	XXX	XXX	XXX	XXX	

ANNUAL STATEMENT FOR THE YEAR 2023 OF THE ZURICH AMERICAN INSURANCE COMPANY

SCHEDULE F - PART 3 (Continued)

Ceded Reinsurance as of December 31, Current Year (\$000 Omitted)
(Provision for Reinsurance for Certified Reinsurers)

ID Number From Col. 1	Name of Reinsurer From Col. 3	Provision for Certified Reinsurance													Complete if Col. 52 = "No"; Otherwise Enter 0			69 Provision for Overdue Reinsurance Ceded to Certified Reinsurers (Greater of [Col. 62 + Col. 65] or Col.68; not to Exceed Col. 63)
		54	55	56	57	58	59	60	61	62	63	64	65	66	67	68		
		Certified Reinsurer Rating (1 through 6)	Effective Date of Certified Reinsurer Rating	Percent Collateral Required for Full Credit (0% through 100%)	Catastrophe Recoverables Qualifying for Collateral Deferral	Net Recoverables Subject to Collateral Requirements for Full Credit (Col. 19 - Col. 57)	Dollar Amount of Collateral Required (Col. 56 * Col. 58)	Percent of Collateral Provided for Net Recoverables Subject to Collateral Requirements ([Col. 20 + Col. 21 + Col. 22 + Col. 24] / Col. 58)	Percent Credit Allowed on Net Recoverables Subject to Collateral Requirements (Col. 60 / Col. 56, not to exceed 100%)	20% of Recoverable on Paid Losses & LAE Over 90 Days Past Due Amounts in Dispute (Col. 45 * 20%)	Amount of Credit Allowed for Net Recoverables (Col. 57 + [Col. 58 * Col. 61])	Provision for Reinsurance with Certified Reinsurers Due to Collateral Deficiency (Col. 19 - Col. 63)	20% of Recoverable on Paid Losses & LAE Over 90 Days Past Due Amounts Not in Dispute (Col. 47 * 20%)	Total Collateral Provided (Col. 20 + Col. 21 + Col. 24, not to Exceed Col. 63)	Net Unsecured Recoverable for Which Credit is Allowed (Col. 63 - Col. 66)	20% of Amount in Col. 67		
13-3126819	SCOR GLOBAL LIFE USA RE CO	XXX	XXX	XXX	XXX	XXX	XXX	XXX	XXX	XXX	XXX	XXX	XXX	XXX	XXX	XXX	XXX	
75-1444207	SCOR REINS CO	XXX	XXX	XXX	XXX	XXX	XXX	XXX	XXX	XXX	XXX	XXX	XXX	XXX	XXX	XXX	XXX	
39-0333950	SENTRY INSURANCE	XXX	XXX	XXX	XXX	XXX	XXX	XXX	XXX	XXX	XXX	XXX	XXX	XXX	XXX	XXX	XXX	
59-2048400	SERVICE AMERICAN IND CO	XXX	XXX	XXX	XXX	XXX	XXX	XXX	XXX	XXX	XXX	XXX	XXX	XXX	XXX	XXX	XXX	
13-2997499	SIRIUS AMERICA INS CO	XXX	XXX	XXX	XXX	XXX	XXX	XXX	XXX	XXX	XXX	XXX	XXX	XXX	XXX	XXX	XXX	
13-2554270	SOMPO AMERICA INS CO	XXX	XXX	XXX	XXX	XXX	XXX	XXX	XXX	XXX	XXX	XXX	XXX	XXX	XXX	XXX	XXX	
02-0537812	SOMPO AMERICA FAM INS CO	XXX	XXX	XXX	XXX	XXX	XXX	XXX	XXX	XXX	XXX	XXX	XXX	XXX	XXX	XXX	XXX	
04-1027270	SPARTA INS HOLDINGS	XXX	XXX	XXX	XXX	XXX	XXX	XXX	XXX	XXX	XXX	XXX	XXX	XXX	XXX	XXX	XXX	
41-0406690	ST PAUL FIRE & MARINE INS	XXX	XXX	XXX	XXX	XXX	XXX	XXX	XXX	XXX	XXX	XXX	XXX	XXX	XXX	XXX	XXX	
13-5679267	STANDARD SEC LIFE INS	XXX	XXX	XXX	XXX	XXX	XXX	XXX	XXX	XXX	XXX	XXX	XXX	XXX	XXX	XXX	XXX	
75-1670124	STARR IND & LIAB CO	XXX	XXX	XXX	XXX	XXX	XXX	XXX	XXX	XXX	XXX	XXX	XXX	XXX	XXX	XXX	XXX	
31-4316080	STATE AUTO MUTUAL INS	XXX	XXX	XXX	XXX	XXX	XXX	XXX	XXX	XXX	XXX	XXX	XXX	XXX	XXX	XXX	XXX	
37-0533080	STATE FARM FIRE & CAS	XXX	XXX	XXX	XXX	XXX	XXX	XXX	XXX	XXX	XXX	XXX	XXX	XXX	XXX	XXX	XXX	
14-6013200	STATE INS. FUND DISABILITY BENEFITS	XXX	XXX	XXX	XXX	XXX	XXX	XXX	XXX	XXX	XXX	XXX	XXX	XXX	XXX	XXX	XXX	
75-1980552	STATE NATIONAL INS CO INC	XXX	XXX	XXX	XXX	XXX	XXX	XXX	XXX	XXX	XXX	XXX	XXX	XXX	XXX	XXX	XXX	
02-0311919	SWISS RE CORP SOLUTIONS AMERICA INS	XXX	XXX	XXX	XXX	XXX	XXX	XXX	XXX	XXX	XXX	XXX	XXX	XXX	XXX	XXX	XXX	
13-3440360	SWISS RE CORPORATE SOL ELITE INS CO	XXX	XXX	XXX	XXX	XXX	XXX	XXX	XXX	XXX	XXX	XXX	XXX	XXX	XXX	XXX	XXX	
06-0839705	SWISS RE LIFE & HEALTH AMER INC	XXX	XXX	XXX	XXX	XXX	XXX	XXX	XXX	XXX	XXX	XXX	XXX	XXX	XXX	XXX	XXX	
13-1675535	SWISS REINS AMERICAN CORP	XXX	XXX	XXX	XXX	XXX	XXX	XXX	XXX	XXX	XXX	XXX	XXX	XXX	XXX	XXX	XXX	
94-1517098	TIG INS. CO	XXX	XXX	XXX	XXX	XXX	XXX	XXX	XXX	XXX	XXX	XXX	XXX	XXX	XXX	XXX	XXX	
13-2918573	TOA-RE INS CO OF AMERICA	XXX	XXX	XXX	XXX	XXX	XXX	XXX	XXX	XXX	XXX	XXX	XXX	XXX	XXX	XXX	XXX	
13-4032666	TOKIO MARINE AMER INS CO	XXX	XXX	XXX	XXX	XXX	XXX	XXX	XXX	XXX	XXX	XXX	XXX	XXX	XXX	XXX	XXX	
31-4423946	TRANSAMERICA CAS INS CO	XXX	XXX	XXX	XXX	XXX	XXX	XXX	XXX	XXX	XXX	XXX	XXX	XXX	XXX	XXX	XXX	
13-5616275	TRANSATLANTIC RE CO	XXX	XXX	XXX	XXX	XXX	XXX	XXX	XXX	XXX	XXX	XXX	XXX	XXX	XXX	XXX	XXX	
06-0566050	TRAVELERS INDEMNITY CO	XXX	XXX	XXX	XXX	XXX	XXX	XXX	XXX	XXX	XXX	XXX	XXX	XXX	XXX	XXX	XXX	
06-1286274	TRAVELERS P&C INS CO	XXX	XXX	XXX	XXX	XXX	XXX	XXX	XXX	XXX	XXX	XXX	XXX	XXX	XXX	XXX	XXX	
06-1117063	TRENWICK AMERICA REINS	XXX	XXX	XXX	XXX	XXX	XXX	XXX	XXX	XXX	XXX	XXX	XXX	XXX	XXX	XXX	XXX	
52-0515280	U. S. FIDELITY & GUARANTY CO	XXX	XXX	XXX	XXX	XXX	XXX	XXX	XXX	XXX	XXX	XXX	XXX	XXX	XXX	XXX	XXX	
47-0547953	UNION INS. CO	XXX	XXX	XXX	XXX	XXX	XXX	XXX	XXX	XXX	XXX	XXX	XXX	XXX	XXX	XXX	XXX	
13-1423090	UNION LABOR LIFE INS.	XXX	XXX	XXX	XXX	XXX	XXX	XXX	XXX	XXX	XXX	XXX	XXX	XXX	XXX	XXX	XXX	
13-5459190	UNITED STATES FIRE INS CO	XXX	XXX	XXX	XXX	XXX	XXX	XXX	XXX	XXX	XXX	XXX	XXX	XXX	XXX	XXX	XXX	
13-5460208	UNITRIN PREFERRED INS CO	XXX	XXX	XXX	XXX	XXX	XXX	XXX	XXX	XXX	XXX	XXX	XXX	XXX	XXX	XXX	XXX	
02-0349547	US INTL REINS CO	XXX	XXX	XXX	XXX	XXX	XXX	XXX	XXX	XXX	XXX	XXX	XXX	XXX	XXX	XXX	XXX	
92-0040526	WESTCHESTER FIRE INS CO	XXX	XXX	XXX	XXX	XXX	XXX	XXX	XXX	XXX	XXX	XXX	XXX	XXX	XXX	XXX	XXX	
48-0921045	WESTPORT INSURANCE CORP.	XXX	XXX	XXX	XXX	XXX	XXX	XXX	XXX	XXX	XXX	XXX	XXX	XXX	XXX	XXX	XXX	
75-6017952	XL INS AMER INC	XXX	XXX	XXX	XXX	XXX	XXX	XXX	XXX	XXX	XXX	XXX	XXX	XXX	XXX	XXX	XXX	
13-3787296	XL INS. CO. OF NY	XXX	XXX	XXX	XXX	XXX	XXX	XXX	XXX	XXX	XXX	XXX	XXX	XXX	XXX	XXX	XXX	
13-1290712	XL REINS. AMERICA INS.	XXX	XXX	XXX	XXX	XXX	XXX	XXX	XXX	XXX	XXX	XXX	XXX	XXX	XXX	XXX	XXX	
85-0277191	XL SPECIALTY INS CO	XXX	XXX	XXX	XXX	XXX	XXX	XXX	XXX	XXX	XXX	XXX	XXX	XXX	XXX	XXX	XXX	
0999999	Total Authorized - Other U.S. Unaffiliated Insurers			XXX	XXX	XXX	XXX	XXX	XXX	XXX	XXX	XXX	XXX	XXX	XXX	XXX	XXX	
AA-9991310	FLORIDA HURRICANE/CAT. FU	XXX	XXX	XXX	XXX	XXX	XXX	XXX	XXX	XXX	XXX	XXX	XXX	XXX	XXX	XXX	XXX	
AA-9991500	ILLINOIS MINE SUBSIDENCE	XXX	XXX	XXX	XXX	XXX	XXX	XXX	XXX	XXX	XXX	XXX	XXX	XXX	XXX	XXX	XXX	

ANNUAL STATEMENT FOR THE YEAR 2023 OF THE ZURICH AMERICAN INSURANCE COMPANY

SCHEDULE F - PART 3 (Continued)

Ceded Reinsurance as of December 31, Current Year (\$000 Omitted)
(Provision for Reinsurance for Certified Reinsurers)

ID Number From Col. 1	Name of Reinsurer From Col. 3	Provision for Certified Reinsurance														Complete if Col. 52 = "No"; Otherwise Enter 0			69 Provision for Overdue Reinsurance Ceded to Certified Reinsurers (Greater of [Col. 62 + Col. 65] or Col.68; not to Exceed Col. 63)
		54	55	56	57	58	59	60	61	62	63	64	65	66	67	68			
		Certified Reinsurer Rating (1 through 6)	Effective Date of Certified Reinsurer Rating	Percent Collateral Required for Full Credit (0% through 100%)	Catastrophe Recoverables Qualifying for Collateral Deferral	Net Recoverables Subject to Collateral Requirements for Full Credit (Col. 19 - Col. 57)	Dollar Amount of Collateral Required (Col. 56 * Col. 58)	Percent of Collateral Provided for Net Recoverables Subject to Collateral Requirements ([Col. 20 + Col. 21 + Col. 24] / Col. 58)	Percent Credit Allowed on Net Recoverables Subject to Collateral Requirements (Col. 60 / Col. 56, not to exceed 100%)	20% of Recoverable on Paid Losses & LAE Over 90 Days Past Due Amounts in Dispute (Col. 45 * 20%)	Amount of Credit Allowed for Net Recoverables (Col. 57 + [Col. 58 * Col. 61])	Provision for Reinsurance with Certified Reinsurers Due to Collateral Deficiency (Col. 19 - Col. 63)	20% of Recoverable on Paid Losses & LAE Over 90 Days Past Due Amounts Not in Dispute (Col. 47 * 20%)	Total Collateral Provided (Col. 20 + Col. 21 + Col. 24, not to Exceed Col. 63)	Net Unsecured Recoverable for Which Credit is Allowed (Col. 63 - Col. 66)	20% of Amount in Col. 67			
AA-9991501	INDIANA MINE SUBSIDENCE	XXX	XXX	XXX	XXX	XXX	XXX	XXX	XXX	XXX	XXX	XXX	XXX	XXX	XXX	XXX	XXX		
AA-9991502	KENTUCKY MINE SUBSIDENCE	XXX	XXX	XXX	XXX	XXX	XXX	XXX	XXX	XXX	XXX	XXX	XXX	XXX	XXX	XXX	XXX		
AA-9991159	MICHIGAN CATASTROPHIC CLASH	XXX	XXX	XXX	XXX	XXX	XXX	XXX	XXX	XXX	XXX	XXX	XXX	XXX	XXX	XXX	XXX		
AA-9992118	NATIONAL WORKERS COMP POOL	XXX	XXX	XXX	XXX	XXX	XXX	XXX	XXX	XXX	XXX	XXX	XXX	XXX	XXX	XXX	XXX		
AA-9991506	W VIRGINIA MINE SUBSIDENCE	XXX	XXX	XXX	XXX	XXX	XXX	XXX	XXX	XXX	XXX	XXX	XXX	XXX	XXX	XXX	XXX		
41-1357750	WORKERS COMP REINS ASSOC	XXX	XXX	XXX	XXX	XXX	XXX	XXX	XXX	XXX	XXX	XXX	XXX	XXX	XXX	XXX	XXX		
1099999	Total Authorized - Pools - Mandatory Pools			XXX	XXX	XXX	XXX	XXX	XXX	XXX	XXX	XXX	XXX	XXX	XXX	XXX	XXX		
AA-9995000	AMERICAN ACC. REINS. GRP I	XXX	XXX	XXX	XXX	XXX	XXX	XXX	XXX	XXX	XXX	XXX	XXX	XXX	XXX	XXX	XXX		
AA-9995004	AMERICAN EXCESS INS.	XXX	XXX	XXX	XXX	XXX	XXX	XXX	XXX	XXX	XXX	XXX	XXX	XXX	XXX	XXX	XXX		
AA-9995005	AMERICAN HULL INS	XXX	XXX	XXX	XXX	XXX	XXX	XXX	XXX	XXX	XXX	XXX	XXX	XXX	XXX	XXX	XXX		
AA-9995010	AMERICAN NUCLEAR LIABILITY	XXX	XXX	XXX	XXX	XXX	XXX	XXX	XXX	XXX	XXX	XXX	XXX	XXX	XXX	XXX	XXX		
AA-9995022	EXCESS & CASUALTY REINS	XXX	XXX	XXX	XXX	XXX	XXX	XXX	XXX	XXX	XXX	XXX	XXX	XXX	XXX	XXX	XXX		
AA-9995050	PINEHURST ACC. REINS. GRP	XXX	XXX	XXX	XXX	XXX	XXX	XXX	XXX	XXX	XXX	XXX	XXX	XXX	XXX	XXX	XXX		
AA-9993217	THE MAIDEN LANE SYNDICATE	XXX	XXX	XXX	XXX	XXX	XXX	XXX	XXX	XXX	XXX	XXX	XXX	XXX	XXX	XXX	XXX		
AA-9993225	THE SOUTH PLACE SYNDICATE	XXX	XXX	XXX	XXX	XXX	XXX	XXX	XXX	XXX	XXX	XXX	XXX	XXX	XXX	XXX	XXX		
AA-9993229	WATER STREET SYNDICATE IN	XXX	XXX	XXX	XXX	XXX	XXX	XXX	XXX	XXX	XXX	XXX	XXX	XXX	XXX	XXX	XXX		
1199999	Total Authorized - Pools - Voluntary Pools			XXX	XXX	XXX	XXX	XXX	XXX	XXX	XXX	XXX	XXX	XXX	XXX	XXX	XXX		
AA-1120337	ASPEN INS. UK LTD.	XXX	XXX	XXX	XXX	XXX	XXX	XXX	XXX	XXX	XXX	XXX	XXX	XXX	XXX	XXX	XXX		
AA-1120355	CX REINS CO LTD	XXX	XXX	XXX	XXX	XXX	XXX	XXX	XXX	XXX	XXX	XXX	XXX	XXX	XXX	XXX	XXX		
AA-3194122	DAVINCI REINS LTD	XXX	XXX	XXX	XXX	XXX	XXX	XXX	XXX	XXX	XXX	XXX	XXX	XXX	XXX	XXX	XXX		
AA-1340125	HANNOVER RUECK SE	XXX	XXX	XXX	XXX	XXX	XXX	XXX	XXX	XXX	XXX	XXX	XXX	XXX	XXX	XXX	XXX		
AA-3190871	LANCASHIRE INS. CO. LTD.	XXX	XXX	XXX	XXX	XXX	XXX	XXX	XXX	XXX	XXX	XXX	XXX	XXX	XXX	XXX	XXX		
AA-1122000	LLOYDS OF LONDON	XXX	XXX	XXX	XXX	XXX	XXX	XXX	XXX	XXX	XXX	XXX	XXX	XXX	XXX	XXX	XXX		
AA-1127003	LLOYDS SYNDICATE #1003	XXX	XXX	XXX	XXX	XXX	XXX	XXX	XXX	XXX	XXX	XXX	XXX	XXX	XXX	XXX	XXX		
AA-1127007	LLOYDS SYNDICATE #1007	XXX	XXX	XXX	XXX	XXX	XXX	XXX	XXX	XXX	XXX	XXX	XXX	XXX	XXX	XXX	XXX		
AA-1127027	LLOYDS SYNDICATE #1027	XXX	XXX	XXX	XXX	XXX	XXX	XXX	XXX	XXX	XXX	XXX	XXX	XXX	XXX	XXX	XXX		
AA-1127036	LLOYDS SYNDICATE #1036	XXX	XXX	XXX	XXX	XXX	XXX	XXX	XXX	XXX	XXX	XXX	XXX	XXX	XXX	XXX	XXX		
AA-1127084	LLOYDS SYNDICATE #1084	XXX	XXX	XXX	XXX	XXX	XXX	XXX	XXX	XXX	XXX	XXX	XXX	XXX	XXX	XXX	XXX		
AA-1127096	LLOYDS SYNDICATE #1096	XXX	XXX	XXX	XXX	XXX	XXX	XXX	XXX	XXX	XXX	XXX	XXX	XXX	XXX	XXX	XXX		
AA-1127101	LLOYDS SYNDICATE #1101	XXX	XXX	XXX	XXX	XXX	XXX	XXX	XXX	XXX	XXX	XXX	XXX	XXX	XXX	XXX	XXX		
AA-1126112	LLOYDS SYNDICATE #112	XXX	XXX	XXX	XXX	XXX	XXX	XXX	XXX	XXX	XXX	XXX	XXX	XXX	XXX	XXX	XXX		
AA-1127141	LLOYDS SYNDICATE #1141	XXX	XXX	XXX	XXX	XXX	XXX	XXX	XXX	XXX	XXX	XXX	XXX	XXX	XXX	XXX	XXX		
AA-1127165	LLOYDS SYNDICATE #1165	XXX	XXX	XXX	XXX	XXX	XXX	XXX	XXX	XXX	XXX	XXX	XXX	XXX	XXX	XXX	XXX		
AA-1127173	LLOYDS SYNDICATE #1173	XXX	XXX	XXX	XXX	XXX	XXX	XXX	XXX	XXX	XXX	XXX	XXX	XXX	XXX	XXX	XXX		
AA-1127183	LLOYDS SYNDICATE #1183	XXX	XXX	XXX	XXX	XXX	XXX	XXX	XXX	XXX	XXX	XXX	XXX	XXX	XXX	XXX	XXX		
AA-1127185	LLOYDS SYNDICATE #1185	XXX	XXX	XXX	XXX	XXX	XXX	XXX	XXX	XXX	XXX	XXX	XXX	XXX	XXX	XXX	XXX		
AA-1127200	LLOYDS SYNDICATE #1200	XXX	XXX	XXX	XXX	XXX	XXX	XXX	XXX	XXX	XXX	XXX	XXX	XXX	XXX	XXX	XXX		
AA-1127206	LLOYDS SYNDICATE #1206	XXX	XXX	XXX	XXX	XXX	XXX	XXX	XXX	XXX	XXX	XXX	XXX	XXX	XXX	XXX	XXX		
AA-1127209	LLOYDS SYNDICATE #1209	XXX	XXX	XXX	XXX	XXX	XXX	XXX	XXX	XXX	XXX	XXX	XXX	XXX	XXX	XXX	XXX		
AA-1127212	LLOYDS SYNDICATE #1212	XXX	XXX	XXX	XXX	XXX	XXX	XXX	XXX	XXX	XXX	XXX	XXX	XXX	XXX	XXX	XXX		
AA-1127215	LLOYDS SYNDICATE #1215	XXX	XXX	XXX	XXX	XXX	XXX	XXX	XXX	XXX	XXX	XXX	XXX	XXX	XXX	XXX	XXX		
AA-1127218	LLOYDS SYNDICATE #1218	XXX	XXX	XXX	XXX	XXX	XXX	XXX	XXX	XXX	XXX	XXX	XXX	XXX	XXX	XXX	XXX		

ANNUAL STATEMENT FOR THE YEAR 2023 OF THE ZURICH AMERICAN INSURANCE COMPANY

SCHEDULE F - PART 3 (Continued)

Ceded Reinsurance as of December 31, Current Year (\$000 Omitted)
(Provision for Reinsurance for Certified Reinsurers)

ID Number From Col. 1	Name of Reinsurer From Col. 3	Provision for Certified Reinsurance													Complete if Col. 52 = "No"; Otherwise Enter 0			69 Provision for Overdue Reinsurance Ceded to Certified Reinsurers (Greater of [Col. 62 + Col. 65] or Col.68; not to Exceed Col. 63)
		54	55	56	57	58	59	60	61	62	63	64	65	66	67	68		
		Certified Reinsurer Rating (1 through 6)	Effective Date of Certified Reinsurer Rating	Percent Collateral Required for Full Credit (0% through 100%)	Catastrophe Recoverables Qualifying for Collateral Deferral	Net Recoverables Subject to Collateral Requirements for Full Credit (Col. 19 - Col. 57)	Dollar Amount of Collateral Required (Col. 56 * Col. 58)	Percent of Collateral Provided for Net Recoverables Subject to Collateral Requirements ([Col. 20 + Col. 21 + Col. 22 + Col. 24] / Col. 58)	Percent Credit Allowed on Net Recoverables Subject to Collateral Requirements (Col. 60 / Col. 56, not to exceed 100%)	20% of Recoverable on Paid Losses & LAE Over 90 Days Past Due Amounts in Dispute (Col. 45 * 20%)	Amount of Credit Allowed for Net Recoverables (Col. 57 + [Col. 58 * Col. 61])	Provision for Reinsurance with Certified Reinsurers Due to Collateral Deficiency (Col. 19 - Col. 63)	20% of Recoverable on Paid Losses & LAE Over 90 Days Past Due Amounts Not in Dispute (Col. 47 * 20%)	Total Collateral Provided (Col. 20 + Col. 21 + Col. 24, not to Exceed Col. 63)	Net Unsecured Recoverable for Which Credit is Allowed (Col. 63 - Col. 66)	20% of Amount in Col. 67		
AA-1127221	LLOYDS SYNDICATE #1221	XXX	XXX	XXX	XXX	XXX	XXX	XXX	XXX	XXX	XXX	XXX	XXX	XXX	XXX	XXX	XXX	
AA-1127223	LLOYDS SYNDICATE #1223	XXX	XXX	XXX	XXX	XXX	XXX	XXX	XXX	XXX	XXX	XXX	XXX	XXX	XXX	XXX	XXX	
AA-1127225	LLOYDS SYNDICATE #1225	XXX	XXX	XXX	XXX	XXX	XXX	XXX	XXX	XXX	XXX	XXX	XXX	XXX	XXX	XXX	XXX	
AA-1127241	LLOYDS SYNDICATE #1241	XXX	XXX	XXX	XXX	XXX	XXX	XXX	XXX	XXX	XXX	XXX	XXX	XXX	XXX	XXX	XXX	
AA-1127243	LLOYDS SYNDICATE #1243	XXX	XXX	XXX	XXX	XXX	XXX	XXX	XXX	XXX	XXX	XXX	XXX	XXX	XXX	XXX	XXX	
AA-1120085	LLOYDS SYNDICATE #1274	XXX	XXX	XXX	XXX	XXX	XXX	XXX	XXX	XXX	XXX	XXX	XXX	XXX	XXX	XXX	XXX	
AA-1127301	LLOYDS SYNDICATE #1301	XXX	XXX	XXX	XXX	XXX	XXX	XXX	XXX	XXX	XXX	XXX	XXX	XXX	XXX	XXX	XXX	
AA-1126138	LLOYDS SYNDICATE #138	XXX	XXX	XXX	XXX	XXX	XXX	XXX	XXX	XXX	XXX	XXX	XXX	XXX	XXX	XXX	XXX	
AA-1127400	LLOYDS SYNDICATE #1400	XXX	XXX	XXX	XXX	XXX	XXX	XXX	XXX	XXX	XXX	XXX	XXX	XXX	XXX	XXX	XXX	
AA-1127414	LLOYDS SYNDICATE #1414	XXX	XXX	XXX	XXX	XXX	XXX	XXX	XXX	XXX	XXX	XXX	XXX	XXX	XXX	XXX	XXX	
AA-1120102	LLOYDS SYNDICATE #1458	XXX	XXX	XXX	XXX	XXX	XXX	XXX	XXX	XXX	XXX	XXX	XXX	XXX	XXX	XXX	XXX	
AA-1120169	LLOYDS SYNDICATE #1492	XXX	XXX	XXX	XXX	XXX	XXX	XXX	XXX	XXX	XXX	XXX	XXX	XXX	XXX	XXX	XXX	
AA-1120198	LLOYDS SYNDICATE #1618	XXX	XXX	XXX	XXX	XXX	XXX	XXX	XXX	XXX	XXX	XXX	XXX	XXX	XXX	XXX	XXX	
AA-1120156	LLOYDS SYNDICATE #1686	XXX	XXX	XXX	XXX	XXX	XXX	XXX	XXX	XXX	XXX	XXX	XXX	XXX	XXX	XXX	XXX	
AA-1120157	LLOYDS SYNDICATE #1729	XXX	XXX	XXX	XXX	XXX	XXX	XXX	XXX	XXX	XXX	XXX	XXX	XXX	XXX	XXX	XXX	
AA-1126173	LLOYDS SYNDICATE #173	XXX	XXX	XXX	XXX	XXX	XXX	XXX	XXX	XXX	XXX	XXX	XXX	XXX	XXX	XXX	XXX	
AA-1126183	LLOYDS SYNDICATE #183	XXX	XXX	XXX	XXX	XXX	XXX	XXX	XXX	XXX	XXX	XXX	XXX	XXX	XXX	XXX	XXX	
AA-1120171	LLOYDS SYNDICATE #1856	XXX	XXX	XXX	XXX	XXX	XXX	XXX	XXX	XXX	XXX	XXX	XXX	XXX	XXX	XXX	XXX	
AA-1127861	LLOYDS SYNDICATE #1861	XXX	XXX	XXX	XXX	XXX	XXX	XXX	XXX	XXX	XXX	XXX	XXX	XXX	XXX	XXX	XXX	
AA-1120096	LLOYDS SYNDICATE #1880	XXX	XXX	XXX	XXX	XXX	XXX	XXX	XXX	XXX	XXX	XXX	XXX	XXX	XXX	XXX	XXX	
AA-1120109	LLOYDS SYNDICATE #1882	XXX	XXX	XXX	XXX	XXX	XXX	XXX	XXX	XXX	XXX	XXX	XXX	XXX	XXX	XXX	XXX	
AA-1120054	LLOYDS SYNDICATE #1886	XXX	XXX	XXX	XXX	XXX	XXX	XXX	XXX	XXX	XXX	XXX	XXX	XXX	XXX	XXX	XXX	
AA-1120131	LLOYDS SYNDICATE #1897	XXX	XXX	XXX	XXX	XXX	XXX	XXX	XXX	XXX	XXX	XXX	XXX	XXX	XXX	XXX	XXX	
AA-1126190	LLOYDS SYNDICATE #190	XXX	XXX	XXX	XXX	XXX	XXX	XXX	XXX	XXX	XXX	XXX	XXX	XXX	XXX	XXX	XXX	
AA-1120083	LLOYDS SYNDICATE #1910	XXX	XXX	XXX	XXX	XXX	XXX	XXX	XXX	XXX	XXX	XXX	XXX	XXX	XXX	XXX	XXX	
AA-1120064	LLOYDS SYNDICATE #1919	XXX	XXX	XXX	XXX	XXX	XXX	XXX	XXX	XXX	XXX	XXX	XXX	XXX	XXX	XXX	XXX	
AA-1120124	LLOYDS SYNDICATE #1945	XXX	XXX	XXX	XXX	XXX	XXX	XXX	XXX	XXX	XXX	XXX	XXX	XXX	XXX	XXX	XXX	
AA-1120186	LLOYDS SYNDICATE #1947	XXX	XXX	XXX	XXX	XXX	XXX	XXX	XXX	XXX	XXX	XXX	XXX	XXX	XXX	XXX	XXX	
AA-1120084	LLOYDS SYNDICATE #1955	XXX	XXX	XXX	XXX	XXX	XXX	XXX	XXX	XXX	XXX	XXX	XXX	XXX	XXX	XXX	XXX	
AA-1120103	LLOYDS SYNDICATE #1967	XXX	XXX	XXX	XXX	XXX	XXX	XXX	XXX	XXX	XXX	XXX	XXX	XXX	XXX	XXX	XXX	
AA-1120106	LLOYDS SYNDICATE #1969	XXX	XXX	XXX	XXX	XXX	XXX	XXX	XXX	XXX	XXX	XXX	XXX	XXX	XXX	XXX	XXX	
AA-1128000	LLOYDS SYNDICATE #2000	XXX	XXX	XXX	XXX	XXX	XXX	XXX	XXX	XXX	XXX	XXX	XXX	XXX	XXX	XXX	XXX	
AA-1128001	LLOYDS SYNDICATE #2001	XXX	XXX	XXX	XXX	XXX	XXX	XXX	XXX	XXX	XXX	XXX	XXX	XXX	XXX	XXX	XXX	
AA-1128003	LLOYDS SYNDICATE #2003	XXX	XXX	XXX	XXX	XXX	XXX	XXX	XXX	XXX	XXX	XXX	XXX	XXX	XXX	XXX	XXX	
AA-1120071	LLOYDS SYNDICATE #2007	XXX	XXX	XXX	XXX	XXX	XXX	XXX	XXX	XXX	XXX	XXX	XXX	XXX	XXX	XXX	XXX	
AA-1128010	LLOYDS SYNDICATE #2010	XXX	XXX	XXX	XXX	XXX	XXX	XXX	XXX	XXX	XXX	XXX	XXX	XXX	XXX	XXX	XXX	
AA-1120104	LLOYDS SYNDICATE #2012	XXX	XXX	XXX	XXX	XXX	XXX	XXX	XXX	XXX	XXX	XXX	XXX	XXX	XXX	XXX	XXX	
AA-1120114	LLOYDS SYNDICATE #2015	XXX	XXX	XXX	XXX	XXX	XXX	XXX	XXX	XXX	XXX	XXX	XXX	XXX	XXX	XXX	XXX	
AA-1128020	LLOYDS SYNDICATE #2020	XXX	XXX	XXX	XXX	XXX	XXX	XXX	XXX	XXX	XXX	XXX	XXX	XXX	XXX	XXX	XXX	
AA-1128027	LLOYDS SYNDICATE #2027	XXX	XXX	XXX	XXX	XXX	XXX	XXX	XXX	XXX	XXX	XXX	XXX	XXX	XXX	XXX	XXX	
AA-1126204	LLOYDS SYNDICATE #204	XXX	XXX	XXX	XXX	XXX	XXX	XXX	XXX	XXX	XXX	XXX	XXX	XXX	XXX	XXX	XXX	
AA-1126205	LLOYDS SYNDICATE #205	XXX	XXX	XXX	XXX	XXX	XXX	XXX	XXX	XXX	XXX	XXX	XXX	XXX	XXX	XXX	XXX	

ANNUAL STATEMENT FOR THE YEAR 2023 OF THE ZURICH AMERICAN INSURANCE COMPANY

SCHEDULE F - PART 3 (Continued)

Ceded Reinsurance as of December 31, Current Year (\$000 Omitted)
(Provision for Reinsurance for Certified Reinsurers)

ID Number From Col. 1	Name of Reinsurer From Col. 3	Provision for Certified Reinsurance													Complete if Col. 52 = "No"; Otherwise Enter 0			69 Provision for Overdue Reinsurance Ceded to Certified Reinsurers (Greater of [Col. 62 + Col. 65] or Col.68; not to Exceed Col. 63)
		54	55	56	57	58	59	60	61	62	63	64	65	66	67	68		
		Certified Reinsurer Rating (1 through 6)	Effective Date of Certified Reinsurer Rating	Percent Collateral Required for Full Credit (0% through 100%)	Catastrophe Recoverables Qualifying for Collateral Deferral	Net Recoverables Subject to Collateral Requirements for Full Credit (Col. 19 - Col. 57)	Dollar Amount of Collateral Required (Col. 56 * Col. 58)	Percent of Collateral Provided for Net Recoverables Subject to Collateral Requirements ([Col. 20 + Col. 21 + Col. 22 + Col. 24] / Col. 58)	Percent Credit Allowed on Net Recoverables Subject to Collateral Requirements (Col. 60 / Col. 56, not to exceed 100%)	20% of Recoverable on Paid Losses & LAE Over 90 Days Past Due Amounts in Dispute (Col. 45 * 20%)	Amount of Credit Allowed for Net Recoverables (Col. 57 + [Col. 58 * Col. 61])	Provision for Reinsurance with Certified Reinsurers Due to Collateral Deficiency (Col. 19 - Col. 63)	20% of Recoverable on Paid Losses & LAE Over 90 Days Past Due Amounts Not in Dispute (Col. 47 * 20%)	Total Collateral Provided (Col. 20 + Col. 21 + Col. 24, not to Exceed Col. 63)	Net Unsecured Recoverable for Which Credit is Allowed (Col. 63 - Col. 66)	20% of Amount in Col. 67		
AA-1128121	LLOYDS SYNDICATE #2121	XXX	XXX	XXX	XXX	XXX	XXX	XXX	XXX	XXX	XXX	XXX	XXX	XXX	XXX	XXX	XXX	
AA-1126219	LLOYDS SYNDICATE #219	XXX	XXX	XXX	XXX	XXX	XXX	XXX	XXX	XXX	XXX	XXX	XXX	XXX	XXX	XXX	XXX	
AA-1128322	LLOYDS SYNDICATE #2322	XXX	XXX	XXX	XXX	XXX	XXX	XXX	XXX	XXX	XXX	XXX	XXX	XXX	XXX	XXX	XXX	
AA-1128376	LLOYDS SYNDICATE #2376	XXX	XXX	XXX	XXX	XXX	XXX	XXX	XXX	XXX	XXX	XXX	XXX	XXX	XXX	XXX	XXX	
AA-1120097	LLOYDS SYNDICATE #2468	XXX	XXX	XXX	XXX	XXX	XXX	XXX	XXX	XXX	XXX	XXX	XXX	XXX	XXX	XXX	XXX	
AA-1128488	LLOYDS SYNDICATE #2488	XXX	XXX	XXX	XXX	XXX	XXX	XXX	XXX	XXX	XXX	XXX	XXX	XXX	XXX	XXX	XXX	
AA-1128623	LLOYDS SYNDICATE #2623	XXX	XXX	XXX	XXX	XXX	XXX	XXX	XXX	XXX	XXX	XXX	XXX	XXX	XXX	XXX	XXX	
AA-1128791	LLOYDS SYNDICATE #2791	XXX	XXX	XXX	XXX	XXX	XXX	XXX	XXX	XXX	XXX	XXX	XXX	XXX	XXX	XXX	XXX	
AA-1128947	LLOYDS SYNDICATE #2947	XXX	XXX	XXX	XXX	XXX	XXX	XXX	XXX	XXX	XXX	XXX	XXX	XXX	XXX	XXX	XXX	
AA-1128987	LLOYDS SYNDICATE #2987	XXX	XXX	XXX	XXX	XXX	XXX	XXX	XXX	XXX	XXX	XXX	XXX	XXX	XXX	XXX	XXX	
AA-1120179	LLOYDS SYNDICATE #2988	XXX	XXX	XXX	XXX	XXX	XXX	XXX	XXX	XXX	XXX	XXX	XXX	XXX	XXX	XXX	XXX	
AA-1128999	LLOYDS SYNDICATE #2999	XXX	XXX	XXX	XXX	XXX	XXX	XXX	XXX	XXX	XXX	XXX	XXX	XXX	XXX	XXX	XXX	
AA-1129000	LLOYDS SYNDICATE #3000	XXX	XXX	XXX	XXX	XXX	XXX	XXX	XXX	XXX	XXX	XXX	XXX	XXX	XXX	XXX	XXX	
AA-1120082	LLOYDS SYNDICATE #3010	XXX	XXX	XXX	XXX	XXX	XXX	XXX	XXX	XXX	XXX	XXX	XXX	XXX	XXX	XXX	XXX	
AA-1126314	LLOYDS SYNDICATE #314	XXX	XXX	XXX	XXX	XXX	XXX	XXX	XXX	XXX	XXX	XXX	XXX	XXX	XXX	XXX	XXX	
AA-1126318	LLOYDS SYNDICATE #318	XXX	XXX	XXX	XXX	XXX	XXX	XXX	XXX	XXX	XXX	XXX	XXX	XXX	XXX	XXX	XXX	
AA-1126322	LLOYDS SYNDICATE #322	XXX	XXX	XXX	XXX	XXX	XXX	XXX	XXX	XXX	XXX	XXX	XXX	XXX	XXX	XXX	XXX	
AA-1120184	LLOYDS SYNDICATE #3268	XXX	XXX	XXX	XXX	XXX	XXX	XXX	XXX	XXX	XXX	XXX	XXX	XXX	XXX	XXX	XXX	
AA-1126033	LLOYDS SYNDICATE #33	XXX	XXX	XXX	XXX	XXX	XXX	XXX	XXX	XXX	XXX	XXX	XXX	XXX	XXX	XXX	XXX	
AA-1120113	LLOYDS SYNDICATE #3334	XXX	XXX	XXX	XXX	XXX	XXX	XXX	XXX	XXX	XXX	XXX	XXX	XXX	XXX	XXX	XXX	
AA-1126362	LLOYDS SYNDICATE #362	XXX	XXX	XXX	XXX	XXX	XXX	XXX	XXX	XXX	XXX	XXX	XXX	XXX	XXX	XXX	XXX	
AA-1120055	LLOYDS SYNDICATE #3623	XXX	XXX	XXX	XXX	XXX	XXX	XXX	XXX	XXX	XXX	XXX	XXX	XXX	XXX	XXX	XXX	
AA-1120098	LLOYDS SYNDICATE #3624	XXX	XXX	XXX	XXX	XXX	XXX	XXX	XXX	XXX	XXX	XXX	XXX	XXX	XXX	XXX	XXX	
AA-1126376	LLOYDS SYNDICATE #376	XXX	XXX	XXX	XXX	XXX	XXX	XXX	XXX	XXX	XXX	XXX	XXX	XXX	XXX	XXX	XXX	
AA-1126382	LLOYDS SYNDICATE #382	XXX	XXX	XXX	XXX	XXX	XXX	XXX	XXX	XXX	XXX	XXX	XXX	XXX	XXX	XXX	XXX	
AA-1120116	LLOYDS SYNDICATE #3902	XXX	XXX	XXX	XXX	XXX	XXX	XXX	XXX	XXX	XXX	XXX	XXX	XXX	XXX	XXX	XXX	
AA-1126040	LLOYDS SYNDICATE #40	XXX	XXX	XXX	XXX	XXX	XXX	XXX	XXX	XXX	XXX	XXX	XXX	XXX	XXX	XXX	XXX	
AA-1126005	LLOYDS SYNDICATE #4000	XXX	XXX	XXX	XXX	XXX	XXX	XXX	XXX	XXX	XXX	XXX	XXX	XXX	XXX	XXX	XXX	
AA-1120075	LLOYDS SYNDICATE #4020	XXX	XXX	XXX	XXX	XXX	XXX	XXX	XXX	XXX	XXX	XXX	XXX	XXX	XXX	XXX	XXX	
AA-1120086	LLOYDS SYNDICATE #4141	XXX	XXX	XXX	XXX	XXX	XXX	XXX	XXX	XXX	XXX	XXX	XXX	XXX	XXX	XXX	XXX	
AA-1120067	LLOYDS SYNDICATE #4242	XXX	XXX	XXX	XXX	XXX	XXX	XXX	XXX	XXX	XXX	XXX	XXX	XXX	XXX	XXX	XXX	
AA-1126435	LLOYDS SYNDICATE #435	XXX	XXX	XXX	XXX	XXX	XXX	XXX	XXX	XXX	XXX	XXX	XXX	XXX	XXX	XXX	XXX	
AA-1126004	LLOYDS SYNDICATE #4444	XXX	XXX	XXX	XXX	XXX	XXX	XXX	XXX	XXX	XXX	XXX	XXX	XXX	XXX	XXX	XXX	
AA-1126006	LLOYDS SYNDICATE #4472	XXX	XXX	XXX	XXX	XXX	XXX	XXX	XXX	XXX	XXX	XXX	XXX	XXX	XXX	XXX	XXX	
AA-1126456	LLOYDS SYNDICATE #456	XXX	XXX	XXX	XXX	XXX	XXX	XXX	XXX	XXX	XXX	XXX	XXX	XXX	XXX	XXX	XXX	
AA-1126457	LLOYDS SYNDICATE #457	XXX	XXX	XXX	XXX	XXX	XXX	XXX	XXX	XXX	XXX	XXX	XXX	XXX	XXX	XXX	XXX	
AA-1120090	LLOYDS SYNDICATE #4711	XXX	XXX	XXX	XXX	XXX	XXX	XXX	XXX	XXX	XXX	XXX	XXX	XXX	XXX	XXX	XXX	
AA-1126048	LLOYDS SYNDICATE #48	XXX	XXX	XXX	XXX	XXX	XXX	XXX	XXX	XXX	XXX	XXX	XXX	XXX	XXX	XXX	XXX	
AA-1126484	LLOYDS SYNDICATE #484	XXX	XXX	XXX	XXX	XXX	XXX	XXX	XXX	XXX	XXX	XXX	XXX	XXX	XXX	XXX	XXX	
AA-1126490	LLOYDS SYNDICATE #490	XXX	XXX	XXX	XXX	XXX	XXX	XXX	XXX	XXX	XXX	XXX	XXX	XXX	XXX	XXX	XXX	
AA-1126003	LLOYDS SYNDICATE #5000	XXX	XXX	XXX	XXX	XXX	XXX	XXX	XXX	XXX	XXX	XXX	XXX	XXX	XXX	XXX	XXX	
AA-1126051	LLOYDS SYNDICATE #51	XXX	XXX	XXX	XXX	XXX	XXX	XXX	XXX	XXX	XXX	XXX	XXX	XXX	XXX	XXX	XXX	

ANNUAL STATEMENT FOR THE YEAR 2023 OF THE ZURICH AMERICAN INSURANCE COMPANY

SCHEDULE F - PART 3 (Continued)

Ceded Reinsurance as of December 31, Current Year (\$000 Omitted)
(Provision for Reinsurance for Certified Reinsurers)

ID Number From Col. 1	Name of Reinsurer From Col. 3	Provision for Certified Reinsurance													Complete if Col. 52 = "No"; Otherwise Enter 0			69 Provision for Overdue Reinsurance Ceded to Certified Reinsurers (Greater of [Col. 62 + Col. 65] or Col.68; not to Exceed Col. 63)
		54	55	56	57	58	59	60	61	62	63	64	65	66	67	68		
		Certified Reinsurer Rating (1 through 6)	Effective Date of Certified Reinsurer Rating	Percent Collateral Required for Full Credit (0% through 100%)	Catastrophe Recoverables Qualifying for Collateral Deferral	Net Recoverables Subject to Collateral Requirements for Full Credit (Col. 19 - Col. 57)	Dollar Amount of Collateral Required (Col. 56 * Col. 58)	Percent of Collateral Provided for Net Recoverables Subject to Collateral Requirements ([Col. 20 + Col. 21 + Col. 22 + Col. 24] / Col. 58)	Percent Credit Allowed on Net Recoverables Subject to Collateral Requirements (Col. 60 / Col. 56, not to exceed 100%)	20% of Recoverable on Paid Losses & LAE Over 90 Days Past Due Amounts in Dispute (Col. 45 * 20%)	Amount of Credit Allowed for Net Recoverables (Col. 57 + [Col. 58 * Col. 61])	Provision for Reinsurance with Certified Reinsurers Due to Collateral Deficiency (Col. 19 - Col. 63)	20% of Recoverable on Paid Losses & LAE Over 90 Days Past Due Amounts Not in Dispute (Col. 47 * 20%)	Total Collateral Provided (Col. 20 + Col. 21 + Col. 24, not to Exceed Col. 63)	Net Unsecured Recoverable for Which Credit is Allowed (Col. 63 - Col. 66)	20% of Amount in Col. 67		
AA-1126510	LLOYDS SYNDICATE #510	XXX	XXX	XXX	XXX	XXX	XXX	XXX	XXX	XXX	XXX	XXX	XXX	XXX	XXX	XXX	XXX	
AA-1120080	LLOYDS SYNDICATE #5151	XXX	XXX	XXX	XXX	XXX	XXX	XXX	XXX	XXX	XXX	XXX	XXX	XXX	XXX	XXX	XXX	
AA-1126545	LLOYDS SYNDICATE #545	XXX	XXX	XXX	XXX	XXX	XXX	XXX	XXX	XXX	XXX	XXX	XXX	XXX	XXX	XXX	XXX	
AA-1126055	LLOYDS SYNDICATE #55	XXX	XXX	XXX	XXX	XXX	XXX	XXX	XXX	XXX	XXX	XXX	XXX	XXX	XXX	XXX	XXX	
AA-1120065	LLOYDS SYNDICATE #5555	XXX	XXX	XXX	XXX	XXX	XXX	XXX	XXX	XXX	XXX	XXX	XXX	XXX	XXX	XXX	XXX	
AA-1126557	LLOYDS SYNDICATE #557	XXX	XXX	XXX	XXX	XXX	XXX	XXX	XXX	XXX	XXX	XXX	XXX	XXX	XXX	XXX	XXX	
AA-1126566	LLOYDS SYNDICATE #566	XXX	XXX	XXX	XXX	XXX	XXX	XXX	XXX	XXX	XXX	XXX	XXX	XXX	XXX	XXX	XXX	
AA-1126570	LLOYDS SYNDICATE #570	XXX	XXX	XXX	XXX	XXX	XXX	XXX	XXX	XXX	XXX	XXX	XXX	XXX	XXX	XXX	XXX	
AA-1126582	LLOYDS SYNDICATE #582	XXX	XXX	XXX	XXX	XXX	XXX	XXX	XXX	XXX	XXX	XXX	XXX	XXX	XXX	XXX	XXX	
AA-1120181	LLOYDS SYNDICATE #5886	XXX	XXX	XXX	XXX	XXX	XXX	XXX	XXX	XXX	XXX	XXX	XXX	XXX	XXX	XXX	XXX	
AA-1126609	LLOYDS SYNDICATE #609	XXX	XXX	XXX	XXX	XXX	XXX	XXX	XXX	XXX	XXX	XXX	XXX	XXX	XXX	XXX	XXX	
AA-1126623	LLOYDS SYNDICATE #623	XXX	XXX	XXX	XXX	XXX	XXX	XXX	XXX	XXX	XXX	XXX	XXX	XXX	XXX	XXX	XXX	
AA-1126624	LLOYDS SYNDICATE #624	XXX	XXX	XXX	XXX	XXX	XXX	XXX	XXX	XXX	XXX	XXX	XXX	XXX	XXX	XXX	XXX	
AA-1126625	LLOYDS SYNDICATE #625	XXX	XXX	XXX	XXX	XXX	XXX	XXX	XXX	XXX	XXX	XXX	XXX	XXX	XXX	XXX	XXX	
AA-1126626	LLOYDS SYNDICATE #626	XXX	XXX	XXX	XXX	XXX	XXX	XXX	XXX	XXX	XXX	XXX	XXX	XXX	XXX	XXX	XXX	
AA-1126672	LLOYDS SYNDICATE #672	XXX	XXX	XXX	XXX	XXX	XXX	XXX	XXX	XXX	XXX	XXX	XXX	XXX	XXX	XXX	XXX	
AA-1126683	LLOYDS SYNDICATE #683	XXX	XXX	XXX	XXX	XXX	XXX	XXX	XXX	XXX	XXX	XXX	XXX	XXX	XXX	XXX	XXX	
AA-1126718	LLOYDS SYNDICATE #718	XXX	XXX	XXX	XXX	XXX	XXX	XXX	XXX	XXX	XXX	XXX	XXX	XXX	XXX	XXX	XXX	
AA-1126765	LLOYDS SYNDICATE #765	XXX	XXX	XXX	XXX	XXX	XXX	XXX	XXX	XXX	XXX	XXX	XXX	XXX	XXX	XXX	XXX	
AA-1126780	LLOYDS SYNDICATE #780	XXX	XXX	XXX	XXX	XXX	XXX	XXX	XXX	XXX	XXX	XXX	XXX	XXX	XXX	XXX	XXX	
AA-1126079	LLOYDS SYNDICATE #79	XXX	XXX	XXX	XXX	XXX	XXX	XXX	XXX	XXX	XXX	XXX	XXX	XXX	XXX	XXX	XXX	
AA-1126807	LLOYDS SYNDICATE #807	XXX	XXX	XXX	XXX	XXX	XXX	XXX	XXX	XXX	XXX	XXX	XXX	XXX	XXX	XXX	XXX	
AA-1126824	LLOYDS SYNDICATE #824	XXX	XXX	XXX	XXX	XXX	XXX	XXX	XXX	XXX	XXX	XXX	XXX	XXX	XXX	XXX	XXX	
AA-1126861	LLOYDS SYNDICATE #861	XXX	XXX	XXX	XXX	XXX	XXX	XXX	XXX	XXX	XXX	XXX	XXX	XXX	XXX	XXX	XXX	
AA-1126947	LLOYDS SYNDICATE #947	XXX	XXX	XXX	XXX	XXX	XXX	XXX	XXX	XXX	XXX	XXX	XXX	XXX	XXX	XXX	XXX	
AA-1126957	LLOYDS SYNDICATE #957	XXX	XXX	XXX	XXX	XXX	XXX	XXX	XXX	XXX	XXX	XXX	XXX	XXX	XXX	XXX	XXX	
AA-1126959	LLOYDS SYNDICATE #959	XXX	XXX	XXX	XXX	XXX	XXX	XXX	XXX	XXX	XXX	XXX	XXX	XXX	XXX	XXX	XXX	
AA-1126960	LLOYDS SYNDICATE #960	XXX	XXX	XXX	XXX	XXX	XXX	XXX	XXX	XXX	XXX	XXX	XXX	XXX	XXX	XXX	XXX	
AA-1126990	LLOYDS SYNDICATE #990	XXX	XXX	XXX	XXX	XXX	XXX	XXX	XXX	XXX	XXX	XXX	XXX	XXX	XXX	XXX	XXX	
AA-1840000	MAPFRE RE CIA DE REASEGUROS	XXX	XXX	XXX	XXX	XXX	XXX	XXX	XXX	XXX	XXX	XXX	XXX	XXX	XXX	XXX	XXX	
AA-1121425	MARKEL INTL INS CO LTD	XXX	XXX	XXX	XXX	XXX	XXX	XXX	XXX	XXX	XXX	XXX	XXX	XXX	XXX	XXX	XXX	
AA-3190686	PARTNER RE CO LTD	XXX	XXX	XXX	XXX	XXX	XXX	XXX	XXX	XXX	XXX	XXX	XXX	XXX	XXX	XXX	XXX	
AA-3190339	RENAISSANCE RE LTD	XXX	XXX	XXX	XXX	XXX	XXX	XXX	XXX	XXX	XXX	XXX	XXX	XXX	XXX	XXX	XXX	
1299999	Total Authorized - Other Non-U.S. Insurers			XXX	XXX	XXX	XXX	XXX	XXX	XXX	XXX	XXX	XXX	XXX	XXX	XXX	XXX	
1499999	Total Authorized Excluding Protected Cells (Sum of 0899999, 0999999, 1099999, 1199999 and 1299999)			XXX	XXX	XXX	XXX	XXX	XXX	XXX	XXX	XXX	XXX	XXX	XXX	XXX	XXX	
36-4233459	EFFECTS OF INTERCOMPANY POOLING (FOOTNOTE #26)	XXX	XXX	XXX	XXX	XXX	XXX	XXX	XXX	XXX	XXX	XXX	XXX	XXX	XXX	XXX	XXX	
1599999	Total Unauthorized - Affiliates - U.S. Intercompany Pooling			XXX	XXX	XXX	XXX	XXX	XXX	XXX	XXX	XXX	XXX	XXX	XXX	XXX	XXX	
1899999	Total Unauthorized - Affiliates - U.S. Non-Pool			XXX	XXX	XXX	XXX	XXX	XXX	XXX	XXX	XXX	XXX	XXX	XXX	XXX	XXX	
AA-3190822	CENTRE SOLUTIONS US LTD	XXX	XXX	XXX	XXX	XXX	XXX	XXX	XXX	XXX	XXX	XXX	XXX	XXX	XXX	XXX	XXX	
AA-2280100	CHILENA CONSOLIDATA SG SA	XXX	XXX	XXX	XXX	XXX	XXX	XXX	XXX	XXX	XXX	XXX	XXX	XXX	XXX	XXX	XXX	
AA-1460150	HARPER VERSICHERUNGS AG	XXX	XXX	XXX	XXX	XXX	XXX	XXX	XXX	XXX	XXX	XXX	XXX	XXX	XXX	XXX	XXX	

ANNUAL STATEMENT FOR THE YEAR 2023 OF THE ZURICH AMERICAN INSURANCE COMPANY

SCHEDULE F - PART 3 (Continued)

Ceded Reinsurance as of December 31, Current Year (\$000 Omitted)
(Provision for Reinsurance for Certified Reinsurers)

ID Number From Col. 1	Name of Reinsurer From Col. 3	Provision for Certified Reinsurance													Complete if Col. 52 = "No"; Otherwise Enter 0			69 Provision for Overdue Reinsurance Ceded to Certified Reinsurers (Greater of [Col. 62 + Col. 65] or Col.68; not to Exceed Col. 63)
		54	55	56	57	58	59	60	61	62	63	64	65	66	67	68		
		Certified Reinsurer Rating (1 through 6)	Effective Date of Certified Reinsurer Rating	Percent Collateral Required for Full Credit (0% through 100%)	Catastrophe Recoverables Qualifying for Collateral Deferral	Net Recoverables Subject to Collateral Requirements for Full Credit (Col. 19 - Col. 57)	Dollar Amount of Collateral Required (Col. 56 * Col. 58)	Percent of Collateral Provided for Net Recoverables Subject to Collateral Requirements ([Col. 20 + Col. 21 + Col. 22 + Col. 24] / Col. 58)	Percent Credit Allowed on Net Recoverables Subject to Collateral Requirements (Col. 60 / Col. 56, not to exceed 100%)	20% of Recoverable on Paid Losses & LAE Over 90 Days Past Due Amounts in Dispute (Col. 45 * 20%)	Amount of Credit Allowed for Net Recoverables (Col. 57 + [Col. 58 * Col. 61])	Provision for Reinsurance with Certified Reinsurers Due to Collateral Deficiency (Col. 19 - Col. 63)	20% of Recoverable on Paid Losses & LAE Over 90 Days Past Due Amounts Not in Dispute (Col. 47 * 20%)	Total Collateral Provided (Col. 20 + Col. 21 + Col. 24, not to Exceed Col. 63)	Net Unsecured Recoverable for Which Credit is Allowed (Col. 63 - Col. 66)	20% of Amount in Col. 67		
AA-1930995	ZURICH AUSTRALIAN INS LTD	XXX	XXX	XXX	XXX	XXX	XXX	XXX	XXX	XXX	XXX	XXX	XXX	XXX	XXX	XXX	XXX	
AA-2734111	ZURICH COMPANIA DE SEGUROS	XXX	XXX	XXX	XXX	XXX	XXX	XXX	XXX	XXX	XXX	XXX	XXX	XXX	XXX	XXX	XXX	
AA-0053640	ZURICH F&I RE T&C LTD	XXX	XXX	XXX	XXX	XXX	XXX	XXX	XXX	XXX	XXX	XXX	XXX	XXX	XXX	XXX	XXX	
AA-3190947	ZURICH GLOBAL LTD	XXX	XXX	XXX	XXX	XXX	XXX	XXX	XXX	XXX	XXX	XXX	XXX	XXX	XXX	XXX	XXX	
AA-1560999	ZURICH INS CO - CANADA	XXX	XXX	XXX	XXX	XXX	XXX	XXX	XXX	XXX	XXX	XXX	XXX	XXX	XXX	XXX	XXX	
AA-1460190	ZURICH INS CO - GCIE	XXX	XXX	XXX	XXX	XXX	XXX	XXX	XXX	XXX	XXX	XXX	XXX	XXX	XXX	XXX	XXX	
AA-1460190	ZURICH INS CO - GCIE	XXX	XXX	XXX	XXX	XXX	XXX	XXX	XXX	XXX	XXX	XXX	XXX	XXX	XXX	XXX	XXX	
AA-1460190	ZURICH INS CO - GCIE	XXX	XXX	XXX	XXX	XXX	XXX	XXX	XXX	XXX	XXX	XXX	XXX	XXX	XXX	XXX	XXX	
AA-5760036	ZURICH INS CO LTD (SG BRANCH)	XXX	XXX	XXX	XXX	XXX	XXX	XXX	XXX	XXX	XXX	XXX	XXX	XXX	XXX	XXX	XXX	
AA-1584115	ZURICH INS CO LTD, JAPAN BRANCH	XXX	XXX	XXX	XXX	XXX	XXX	XXX	XXX	XXX	XXX	XXX	XXX	XXX	XXX	XXX	XXX	
AA-1780059	ZURICH INS PLACE - UK BRANCH	XXX	XXX	XXX	XXX	XXX	XXX	XXX	XXX	XXX	XXX	XXX	XXX	XXX	XXX	XXX	XXX	
AA-1340017	ZURICH INS PLACE NIEDERLANSSUNG (DEUTSCHLAND)	XXX	XXX	XXX	XXX	XXX	XXX	XXX	XXX	XXX	XXX	XXX	XXX	XXX	XXX	XXX	XXX	
AA-5324112	ZURICH INS. CO. - HK BRANCH	XXX	XXX	XXX	XXX	XXX	XXX	XXX	XXX	XXX	XXX	XXX	XXX	XXX	XXX	XXX	XXX	
AA-1364106	ZURICH INTL ITALIA	XXX	XXX	XXX	XXX	XXX	XXX	XXX	XXX	XXX	XXX	XXX	XXX	XXX	XXX	XXX	XXX	
AA-3190185	ZURICH RE CO LTD	XXX	XXX	XXX	XXX	XXX	XXX	XXX	XXX	XXX	XXX	XXX	XXX	XXX	XXX	XXX	XXX	
AA-1460036	ZURICH REINS CO	XXX	XXX	XXX	XXX	XXX	XXX	XXX	XXX	XXX	XXX	XXX	XXX	XXX	XXX	XXX	XXX	
AA-1864102	ZURICH SIGORTA A.S.	XXX	XXX	XXX	XXX	XXX	XXX	XXX	XXX	XXX	XXX	XXX	XXX	XXX	XXX	XXX	XXX	
AA-1840022	ZURICH SPAIN (ALORA)	XXX	XXX	XXX	XXX	XXX	XXX	XXX	XXX	XXX	XXX	XXX	XXX	XXX	XXX	XXX	XXX	
AA-1220080	ZURICH VERS AG	XXX	XXX	XXX	XXX	XXX	XXX	XXX	XXX	XXX	XXX	XXX	XXX	XXX	XXX	XXX	XXX	
AA-2130022	ZURICH-ARGENTINA CIA DE SEG SA	XXX	XXX	XXX	XXX	XXX	XXX	XXX	XXX	XXX	XXX	XXX	XXX	XXX	XXX	XXX	XXX	
2099999	Total Unauthorized - Affiliates - Other (Non-U.S.) - Other			XXX	XXX	XXX	XXX	XXX	XXX	XXX	XXX	XXX	XXX	XXX	XXX	XXX	XXX	
2199999	Total Unauthorized - Affiliates - Other (Non-U.S.)			XXX	XXX	XXX	XXX	XXX	XXX	XXX	XXX	XXX	XXX	XXX	XXX	XXX	XXX	
2299999	Total Unauthorized - Affiliates			XXX	XXX	XXX	XXX	XXX	XXX	XXX	XXX	XXX	XXX	XXX	XXX	XXX	XXX	
27-1493896	ABR INS CO	XXX	XXX	XXX	XXX	XXX	XXX	XXX	XXX	XXX	XXX	XXX	XXX	XXX	XXX	XXX	XXX	
36-3544354	AGRINATIONAL INS CO	XXX	XXX	XXX	XXX	XXX	XXX	XXX	XXX	XXX	XXX	XXX	XXX	XXX	XXX	XXX	XXX	
41-1366075	ALLIANZ LIFE INS. CO.	XXX	XXX	XXX	XXX	XXX	XXX	XXX	XXX	XXX	XXX	XXX	XXX	XXX	XXX	XXX	XXX	
74-0484030	AMERICAN NAT'L INS.	XXX	XXX	XXX	XXX	XXX	XXX	XXX	XXX	XXX	XXX	XXX	XXX	XXX	XXX	XXX	XXX	
03-0308160	AMERICAN TRIUMVIRATE INS CO	XXX	XXX	XXX	XXX	XXX	XXX	XXX	XXX	XXX	XXX	XXX	XXX	XXX	XXX	XXX	XXX	
35-0980405	ANTHEM LIFE INS. CO.	XXX	XXX	XXX	XXX	XXX	XXX	XXX	XXX	XXX	XXX	XXX	XXX	XXX	XXX	XXX	XXX	
26-2356147	APPLE INS CO INC	XXX	XXX	XXX	XXX	XXX	XXX	XXX	XXX	XXX	XXX	XXX	XXX	XXX	XXX	XXX	XXX	
36-2545393	ARCH SPECIALTY INS CO	XXX	XXX	XXX	XXX	XXX	XXX	XXX	XXX	XXX	XXX	XXX	XXX	XXX	XXX	XXX	XXX	
13-5570651	AXA EQUITABLE LIFE INS CO	XXX	XXX	XXX	XXX	XXX	XXX	XXX	XXX	XXX	XXX	XXX	XXX	XXX	XXX	XXX	XXX	
56-2295242	AXIS SPECIALITY INS. CO.	XXX	XXX	XXX	XXX	XXX	XXX	XXX	XXX	XXX	XXX	XXX	XXX	XXX	XXX	XXX	XXX	
46-3894672	BEVCAP HEALTH SPONSERED CAPTIVE	XXX	XXX	XXX	XXX	XXX	XXX	XXX	XXX	XXX	XXX	XXX	XXX	XXX	XXX	XXX	XXX	
81-1915260	BEVCAP P&C PROTECTED CELL INC	XXX	XXX	XXX	XXX	XXX	XXX	XXX	XXX	XXX	XXX	XXX	XXX	XXX	XXX	XXX	XXX	
94-2681915	BLC INS LTD	XXX	XXX	XXX	XXX	XXX	XXX	XXX	XXX	XXX	XXX	XXX	XXX	XXX	XXX	XXX	XXX	
38-3731641	BLUE WHALE REINS. LTD.	XXX	XXX	XXX	XXX	XXX	XXX	XXX	XXX	XXX	XXX	XXX	XXX	XXX	XXX	XXX	XXX	
45-4746680	BRIDGES INS CO INC	XXX	XXX	XXX	XXX	XXX	XXX	XXX	XXX	XXX	XXX	XXX	XXX	XXX	XXX	XXX	XXX	
27-2588914	BRS INSURANCE COMPANY	XXX	XXX	XXX	XXX	XXX	XXX	XXX	XXX	XXX	XXX	XXX	XXX	XXX	XXX	XXX	XXX	
92-2203443	CAPRI INS DE LTD	XXX	XXX	XXX	XXX	XXX	XXX	XXX	XXX	XXX	XXX	XXX	XXX	XXX	XXX	XXX	XXX	
03-0363085	CAPRICORN INS CO	XXX	XXX	XXX	XXX	XXX	XXX	XXX	XXX	XXX	XXX	XXX	XXX	XXX	XXX	XXX	XXX	
46-1056754	CHESAPEAKE EMPLOYERS INS CO	XXX	XXX	XXX	XXX	XXX	XXX	XXX	XXX	XXX	XXX	XXX	XXX	XXX	XXX	XXX	XXX	

ANNUAL STATEMENT FOR THE YEAR 2023 OF THE ZURICH AMERICAN INSURANCE COMPANY

SCHEDULE F - PART 3 (Continued)

Ceded Reinsurance as of December 31, Current Year (\$000 Omitted)
(Provision for Reinsurance for Certified Reinsurers)

ID Number From Col. 1	Name of Reinsurer From Col. 3	Provision for Certified Reinsurance													Complete if Col. 52 = "No"; Otherwise Enter 0			69 Provision for Overdue Reinsurance Ceded to Certified Reinsurers (Greater of [Col. 62 + Col. 65] or Col.68; not to Exceed Col. 63)
		54	55	56	57	58	59	60	61	62	63	64	65	66	67	68		
		Certified Reinsurer Rating (1 through 6)	Effective Date of Certified Reinsurer Rating	Percent Collateral Required for Full Credit (0% through 100%)	Catastrophe Recoverables Qualifying for Collateral Deferral	Net Recoverables Subject to Collateral Requirements for Full Credit (Col. 19 - Col. 57)	Dollar Amount of Collateral Required (Col. 56 * Col. 58)	Percent of Collateral Provided for Net Recoverables Subject to Collateral Requirements ([Col. 20 + Col. 21 + Col. 22 + Col. 24] / Col. 58)	Percent Credit Allowed on Net Recoverables Subject to Collateral Requirements (Col. 60 / Col. 56, not to exceed 100%)	20% of Recoverable on Paid Losses & LAE Over 90 Days Past Due Amounts in Dispute (Col. 45 * 20%)	Amount of Credit Allowed for Net Recoverables (Col. 57 + [Col. 58 * Col. 61])	Provision for Reinsurance with Certified Reinsurers Due to Collateral Deficiency (Col. 19 - Col. 63)	20% of Recoverable on Paid Losses & LAE Over 90 Days Past Due Amounts Not in Dispute (Col. 47 * 20%)	Total Collateral Provided (Col. 20 + Col. 21 + Col. 24, not to Exceed Col. 63)	Net Unsecured Recoverable for Which Credit is Allowed (Col. 63 - Col. 66)	20% of Amount in Col. 67		
03-0317160	CHILD DIMENSIONS INS CO	XXX	XXX	XXX	XXX	XXX	XXX	XXX	XXX	XXX	XXX	XXX	XXX	XXX	XXX	XXX	XXX	
23-2088429	CIGNA WORLDWIDE INS	XXX	XXX	XXX	XXX	XXX	XXX	XXX	XXX	XXX	XXX	XXX	XXX	XXX	XXX	XXX	XXX	
13-0872805	CIRCLETREE INS CO	XXX	XXX	XXX	XXX	XXX	XXX	XXX	XXX	XXX	XXX	XXX	XXX	XXX	XXX	XXX	XXX	
82-3733545	COASTAL RE	XXX	XXX	XXX	XXX	XXX	XXX	XXX	XXX	XXX	XXX	XXX	XXX	XXX	XXX	XXX	XXX	
36-2136262	COMBINED INSURANCE CO.	XXX	XXX	XXX	XXX	XXX	XXX	XXX	XXX	XXX	XXX	XXX	XXX	XXX	XXX	XXX	XXX	
57-0523959	COMPANION LIFE INS CO	XXX	XXX	XXX	XXX	XXX	XXX	XXX	XXX	XXX	XXX	XXX	XXX	XXX	XXX	XXX	XXX	
30-0641266	COMPSOURCE MUT INS CO	XXX	XXX	XXX	XXX	XXX	XXX	XXX	XXX	XXX	XXX	XXX	XXX	XXX	XXX	XXX	XXX	
06-6666666	CONSOLIDATED MUTUAL INS.	XXX	XXX	XXX	XXX	XXX	XXX	XXX	XXX	XXX	XXX	XXX	XXX	XXX	XXX	XXX	XXX	
87-0694729	CONSTRUCTION LIAB INS CO	XXX	XXX	XXX	XXX	XXX	XXX	XXX	XXX	XXX	XXX	XXX	XXX	XXX	XXX	XXX	XXX	
99-0353399	CPN INS CORP	XXX	XXX	XXX	XXX	XXX	XXX	XXX	XXX	XXX	XXX	XXX	XXX	XXX	XXX	XXX	XXX	
81-2190310	DAY ONE INS INC	XXX	XXX	XXX	XXX	XXX	XXX	XXX	XXX	XXX	XXX	XXX	XXX	XXX	XXX	XXX	XXX	
04-2461439	DELAWARE LIFE INS CO	XXX	XXX	XXX	XXX	XXX	XXX	XXX	XXX	XXX	XXX	XXX	XXX	XXX	XXX	XXX	XXX	
26-2290424	DEVELOPMENT INS GRP	XXX	XXX	XXX	XXX	XXX	XXX	XXX	XXX	XXX	XXX	XXX	XXX	XXX	XXX	XXX	XXX	
98-0108156	DEVONSHIRE UNDERWRITERS LTD	XXX	XXX	XXX	XXX	XXX	XXX	XXX	XXX	XXX	XXX	XXX	XXX	XXX	XXX	XXX	XXX	
82-3199624	ENCLAVE INS CO	XXX	XXX	XXX	XXX	XXX	XXX	XXX	XXX	XXX	XXX	XXX	XXX	XXX	XXX	XXX	XXX	
75-1844564	ENDURANCE AMER SPECIALTY INS CO	XXX	XXX	XXX	XXX	XXX	XXX	XXX	XXX	XXX	XXX	XXX	XXX	XXX	XXX	XXX	XXX	
98-0138790	ENERGY INSURANCE SERVICES, INC	XXX	XXX	XXX	XXX	XXX	XXX	XXX	XXX	XXX	XXX	XXX	XXX	XXX	XXX	XXX	XXX	
36-2950161	EVANSTON INS CO	XXX	XXX	XXX	XXX	XXX	XXX	XXX	XXX	XXX	XXX	XXX	XXX	XXX	XXX	XXX	XXX	
22-3520347	EVEREST INDEMNITY INS CO	XXX	XXX	XXX	XXX	XXX	XXX	XXX	XXX	XXX	XXX	XXX	XXX	XXX	XXX	XXX	XXX	
45-5067874	EXCHANGE INDEMNITY CO NJ VERIZON	XXX	XXX	XXX	XXX	XXX	XXX	XXX	XXX	XXX	XXX	XXX	XXX	XXX	XXX	XXX	XXX	
03-0346985	EXCHANGE INDEMNITY CO.	XXX	XXX	XXX	XXX	XXX	XXX	XXX	XXX	XXX	XXX	XXX	XXX	XXX	XXX	XXX	XXX	
26-0008242	EXPEDITORS ASSUR OF VT INC	XXX	XXX	XXX	XXX	XXX	XXX	XXX	XXX	XXX	XXX	XXX	XXX	XXX	XXX	XXX	XXX	
99-0307331	F.L. INS CORP	XXX	XXX	XXX	XXX	XXX	XXX	XXX	XXX	XXX	XXX	XXX	XXX	XXX	XXX	XXX	XXX	
48-0214040	FARMERS ALLIANCE MUTUAL	XXX	XXX	XXX	XXX	XXX	XXX	XXX	XXX	XXX	XXX	XXX	XXX	XXX	XXX	XXX	XXX	
46-3302527	FOX RENT A CAR - KEKOA INS CO	XXX	XXX	XXX	XXX	XXX	XXX	XXX	XXX	XXX	XXX	XXX	XXX	XXX	XXX	XXX	XXX	
94-1032958	FREMONT INDEMNITY CO.	XXX	XXX	XXX	XXX	XXX	XXX	XXX	XXX	XXX	XXX	XXX	XXX	XXX	XXX	XXX	XXX	
81-0285438	GLACIER GENERAL ASSUR	XXX	XXX	XXX	XXX	XXX	XXX	XXX	XXX	XXX	XXX	XXX	XXX	XXX	XXX	XXX	XXX	
45-4467831	GLOBAL VISION II INC	XXX	XXX	XXX	XXX	XXX	XXX	XXX	XXX	XXX	XXX	XXX	XXX	XXX	XXX	XXX	XXX	
98-1432233	GREYSTONE INS CO SP	XXX	XXX	XXX	XXX	XXX	XXX	XXX	XXX	XXX	XXX	XXX	XXX	XXX	XXX	XXX	XXX	
37-1702152	GRIFFITH GLOBAL INDEMNITY CO	XXX	XXX	XXX	XXX	XXX	XXX	XXX	XXX	XXX	XXX	XXX	XXX	XXX	XXX	XXX	XXX	
22-2222789	GUARANTEE INS CO	XXX	XXX	XXX	XXX	XXX	XXX	XXX	XXX	XXX	XXX	XXX	XXX	XXX	XXX	XXX	XXX	
36-3230348	GUIDEONE AMERICA INS CO	XXX	XXX	XXX	XXX	XXX	XXX	XXX	XXX	XXX	XXX	XXX	XXX	XXX	XXX	XXX	XXX	
90-0773265	GUIDEONE NATL INS CO	XXX	XXX	XXX	XXX	XXX	XXX	XXX	XXX	XXX	XXX	XXX	XXX	XXX	XXX	XXX	XXX	
26-2804628	GUIDESTONE RISK MGMT	XXX	XXX	XXX	XXX	XXX	XXX	XXX	XXX	XXX	XXX	XXX	XXX	XXX	XXX	XXX	XXX	
32-0496512	HARBOR POINT INS CO	XXX	XXX	XXX	XXX	XXX	XXX	XXX	XXX	XXX	XXX	XXX	XXX	XXX	XXX	XXX	XXX	
81-5296068	HDI SPECIALTY INS CO	XXX	XXX	XXX	XXX	XXX	XXX	XXX	XXX	XXX	XXX	XXX	XXX	XXX	XXX	XXX	XXX	
06-1041332	HM LIFE INS. CO.	XXX	XXX	XXX	XXX	XXX	XXX	XXX	XXX	XXX	XXX	XXX	XXX	XXX	XXX	XXX	XXX	
02-0308052	HOME INS CO	XXX	XXX	XXX	XXX	XXX	XXX	XXX	XXX	XXX	XXX	XXX	XXX	XXX	XXX	XXX	XXX	
74-2195939	HOUSTON CASUALTY CO.	XXX	XXX	XXX	XXX	XXX	XXX	XXX	XXX	XXX	XXX	XXX	XXX	XXX	XXX	XXX	XXX	
86-3267582	HSIC PC #3 ELEVATE PARTNERS GRP	XXX	XXX	XXX	XXX	XXX	XXX	XXX	XXX	XXX	XXX	XXX	XXX	XXX	XXX	XXX	XXX	
86-3249992	HSIC PC#4 - RED ROCK CAS GRP	XXX	XXX	XXX	XXX	XXX	XXX	XXX	XXX	XXX	XXX	XXX	XXX	XXX	XXX	XXX	XXX	
52-1557469	ICDC, LTD.	XXX	XXX	XXX	XXX	XXX	XXX	XXX	XXX	XXX	XXX	XXX	XXX	XXX	XXX	XXX	XXX	

ANNUAL STATEMENT FOR THE YEAR 2023 OF THE ZURICH AMERICAN INSURANCE COMPANY

SCHEDULE F - PART 3 (Continued)

Ceded Reinsurance as of December 31, Current Year (\$000 Omitted)
(Provision for Reinsurance for Certified Reinsurers)

ID Number From Col. 1	Name of Reinsurer From Col. 3	Provision for Certified Reinsurance															
		54	55	56	57	58	59	60	61	62	63	64	65	Complete if Col. 52 = "No"; Otherwise Enter 0			69
		Certified Reinsurer Rating (1 through 6)	Effective Date of Certified Reinsurer Rating	Percent Collateral Required for Full Credit (0% through 100%)	Catastrophe Recoverables Qualifying for Collateral Deferral	Net Recoverables Subject to Collateral Requirements for Full Credit (Col. 19 - Col. 57)	Dollar Amount of Collateral Required (Col. 56 * Col. 58)	Percent of Collateral Provided for Net Recoverables Subject to Collateral Requirements ([Col. 20 + Col. 21 + Col. 22 + Col. 24] / Col. 58)	Percent Credit Allowed on Net Recoverables Subject to Collateral Requirements (Col. 60 / Col. 56, not to exceed 100%)	20% of Recoverable on Paid Losses & LAE Over 90 Days Past Due Amounts in Dispute (Col. 45 * 20%)	Amount of Credit Allowed for Net Recoverables (Col. 57 + [Col. 58 * Col. 61])	Provision for Reinsurance with Certified Reinsurers Due to Collateral Deficiency (Col. 19 - Col. 63)	20% of Recoverable on Paid Losses & LAE Over 90 Days Past Due Amounts Not in Dispute (Col. 47 * 20%)	66	67	68	Provision for Overdue Reinsurance Ceded to Certified Reinsurers (Greater of [Col. 62 + Col. 65] or Col.68; not to Exceed Col. 63)
82-0412279	IDAHO STATE INS FUND	XXX	XXX	XXX	XXX	XXX	XXX	XXX	XXX	XXX	XXX	XXX	XXX	XXX	XXX	XXX	
74-6040529	IMPERIAL INS CO	XXX	XXX	XXX	XXX	XXX	XXX	XXX	XXX	XXX	XXX	XXX	XXX	XXX	XXX	XXX	
20-2608547	IRON HORSE INS CO	XXX	XXX	XXX	XXX	XXX	XXX	XXX	XXX	XXX	XXX	XXX	XXX	XXX	XXX	XXX	
94-1264187	IRONSHORE SPECIALTY INS CO	XXX	XXX	XXX	XXX	XXX	XXX	XXX	XXX	XXX	XXX	XXX	XXX	XXX	XXX	XXX	
01-0233346	JOHN HANCOCK LIFE INS CO (USA)	XXX	XXX	XXX	XXX	XXX	XXX	XXX	XXX	XXX	XXX	XXX	XXX	XXX	XXX	XXX	
99-0262793	K-M INS. CO.	XXX	XXX	XXX	XXX	XXX	XXX	XXX	XXX	XXX	XXX	XXX	XXX	XXX	XXX	XXX	
66-0530575	KENTFIELD INS CO	XXX	XXX	XXX	XXX	XXX	XXX	XXX	XXX	XXX	XXX	XXX	XXX	XXX	XXX	XXX	
61-1275981	KENTUCKY EMPLOYERS MUT INS	XXX	XXX	XXX	XXX	XXX	XXX	XXX	XXX	XXX	XXX	XXX	XXX	XXX	XXX	XXX	
73-0994137	LANDMARK AMER INS CO	XXX	XXX	XXX	XXX	XXX	XXX	XXX	XXX	XXX	XXX	XXX	XXX	XXX	XXX	XXX	
27-0776998	LCP INS SERV INC	XXX	XXX	XXX	XXX	XXX	XXX	XXX	XXX	XXX	XXX	XXX	XXX	XXX	XXX	XXX	
25-1149494	LEXINGTON INS CO	XXX	XXX	XXX	XXX	XXX	XXX	XXX	XXX	XXX	XXX	XXX	XXX	XXX	XXX	XXX	
35-0472300	LINCOLN NAT'L LIFE INS.	XXX	XXX	XXX	XXX	XXX	XXX	XXX	XXX	XXX	XXX	XXX	XXX	XXX	XXX	XXX	
52-1548741	LONDON LIFE INS. CO.	XXX	XXX	XXX	XXX	XXX	XXX	XXX	XXX	XXX	XXX	XXX	XXX	XXX	XXX	XXX	
27-1493805	MAPLE RED INS CO	XXX	XXX	XXX	XXX	XXX	XXX	XXX	XXX	XXX	XXX	XXX	XXX	XXX	XXX	XXX	
46-0804256	MARLTON AFFORDABLE HOUSING INS CO	XXX	XXX	XXX	XXX	XXX	XXX	XXX	XXX	XXX	XXX	XXX	XXX	XXX	XXX	XXX	
46-0164570	MIDLAND NATIONAL LIFE	XXX	XXX	XXX	XXX	XXX	XXX	XXX	XXX	XXX	XXX	XXX	XXX	XXX	XXX	XXX	
52-1548987	MINNETONKA INS CO	XXX	XXX	XXX	XXX	XXX	XXX	XXX	XXX	XXX	XXX	XXX	XXX	XXX	XXX	XXX	
81-0302402	MONTANA STATE FUND	XXX	XXX	XXX	XXX	XXX	XXX	XXX	XXX	XXX	XXX	XXX	XXX	XXX	XXX	XXX	
95-2488300	NAT'L AMERICAN INS. CO. OF CA	XXX	XXX	XXX	XXX	XXX	XXX	XXX	XXX	XXX	XXX	XXX	XXX	XXX	XXX	XXX	
03-0449619	NATIONAL UNION FIRE INS CO OF VT	XXX	XXX	XXX	XXX	XXX	XXX	XXX	XXX	XXX	XXX	XXX	XXX	XXX	XXX	XXX	
55-0800043	NEIGHBORHOOD INS INC	XXX	XXX	XXX	XXX	XXX	XXX	XXX	XXX	XXX	XXX	XXX	XXX	XXX	XXX	XXX	
85-0391712	NEW MEXICO MUTUAL CASUALTY CO	XXX	XXX	XXX	XXX	XXX	XXX	XXX	XXX	XXX	XXX	XXX	XXX	XXX	XXX	XXX	
52-1479893	NLC MUTUAL INS. CO.	XXX	XXX	XXX	XXX	XXX	XXX	XXX	XXX	XXX	XXX	XXX	XXX	XXX	XXX	XXX	
93-0903382	NORTH AMERICAN NAT'L LTD	XXX	XXX	XXX	XXX	XXX	XXX	XXX	XXX	XXX	XXX	XXX	XXX	XXX	XXX	XXX	
39-0509630	NORTHWESTERN NATL INS CO	XXX	XXX	XXX	XXX	XXX	XXX	XXX	XXX	XXX	XXX	XXX	XXX	XXX	XXX	XXX	
03-0329760	OAK TREE ASSUR LTD.	XXX	XXX	XXX	XXX	XXX	XXX	XXX	XXX	XXX	XXX	XXX	XXX	XXX	XXX	XXX	
62-0929818	OAKWOOD INS CO	XXX	XXX	XXX	XXX	XXX	XXX	XXX	XXX	XXX	XXX	XXX	XXX	XXX	XXX	XXX	
AA-9991435	OHIO WORKERS COMP	XXX	XXX	XXX	XXX	XXX	XXX	XXX	XXX	XXX	XXX	XXX	XXX	XXX	XXX	XXX	
48-1262416	PARAMOUNT INS CO	XXX	XXX	XXX	XXX	XXX	XXX	XXX	XXX	XXX	XXX	XXX	XXX	XXX	XXX	XXX	
47-2567102	PEACE CHURCH WORKERS SAFETY PROGRAM	XXX	XXX	XXX	XXX	XXX	XXX	XXX	XXX	XXX	XXX	XXX	XXX	XXX	XXX	XXX	
03-0334455	PENWALD INS CO	XXX	XXX	XXX	XXX	XXX	XXX	XXX	XXX	XXX	XXX	XXX	XXX	XXX	XXX	XXX	
84-1093767	PINNACOL ASSUR	XXX	XXX	XXX	XXX	XXX	XXX	XXX	XXX	XXX	XXX	XXX	XXX	XXX	XXX	XXX	
62-1399844	PREMIER GRP INS CO	XXX	XXX	XXX	XXX	XXX	XXX	XXX	XXX	XXX	XXX	XXX	XXX	XXX	XXX	XXX	
00-0000003	PRESIDIO INS. CO.	XXX	XXX	XXX	XXX	XXX	XXX	XXX	XXX	XXX	XXX	XXX	XXX	XXX	XXX	XXX	
26-4662908	PRESIDIO REINS CO	XXX	XXX	XXX	XXX	XXX	XXX	XXX	XXX	XXX	XXX	XXX	XXX	XXX	XXX	XXX	
22-3410482	PRINCETON EXCESS & SURPLUS LINES IN	XXX	XXX	XXX	XXX	XXX	XXX	XXX	XXX	XXX	XXX	XXX	XXX	XXX	XXX	XXX	
63-0169720	PROTECTIVE LIFE INS CO.	XXX	XXX	XXX	XXX	XXX	XXX	XXX	XXX	XXX	XXX	XXX	XXX	XXX	XXX	XXX	
47-0444314	PROTECTIVE NAT'L INS.	XXX	XXX	XXX	XXX	XXX	XXX	XXX	XXX	XXX	XXX	XXX	XXX	XXX	XXX	XXX	
81-5375941	PROTUCKET INS CO	XXX	XXX	XXX	XXX	XXX	XXX	XXX	XXX	XXX	XXX	XXX	XXX	XXX	XXX	XXX	
20-8111746	QCS INS CO DBA SHAREFIELD INS CO	XXX	XXX	XXX	XXX	XXX	XXX	XXX	XXX	XXX	XXX	XXX	XXX	XXX	XXX	XXX	
03-0371799	QUEEN CITY ASSURANCE	XXX	XXX	XXX	XXX	XXX	XXX	XXX	XXX	XXX	XXX	XXX	XXX	XXX	XXX	XXX	
36-2930605	REINS. CO. OF AMERICA	XXX	XXX	XXX	XXX	XXX	XXX	XXX	XXX	XXX	XXX	XXX	XXX	XXX	XXX	XXX	

ANNUAL STATEMENT FOR THE YEAR 2023 OF THE ZURICH AMERICAN INSURANCE COMPANY

SCHEDULE F - PART 3 (Continued)

Ceded Reinsurance as of December 31, Current Year (\$000 Omitted)
(Provision for Reinsurance for Certified Reinsurers)

ID Number From Col. 1	Name of Reinsurer From Col. 3	Provision for Certified Reinsurance															
		54	55	56	57	58	59	60	61	62	63	64	65	Complete if Col. 52 = "No"; Otherwise Enter 0			69
		Certified Reinsurer Rating (1 through 6)	Effective Date of Certified Reinsurer Rating	Percent Collateral Required for Full Credit (0% through 100%)	Catastrophe Recoverables Qualifying for Collateral Deferral	Net Recoverables Subject to Collateral Requirements for Full Credit (Col. 19 - Col. 57)	Dollar Amount of Collateral Required (Col. 56 * Col. 58)	Percent of Collateral Provided for Net Recoverables Subject to Collateral Requirements ([Col. 20 + Col. 21 + Col. 22 + Col. 24] / Col. 58)	Percent Credit Allowed on Net Recoverables Subject to Collateral Requirements (Col. 60 / Col. 56, not to exceed 100%)	20% of Recoverable on Paid Losses & LAE Over 90 Days Past Due Amounts in Dispute (Col. 45 * 20%)	Amount of Credit Allowed for Net Recoverables (Col. 57 + [Col. 58 * Col. 61])	Provision for Reinsurance with Certified Reinsurers Due to Collateral Deficiency (Col. 19 - Col. 63)	20% of Recoverable on Paid Losses & LAE Over 90 Days Past Due Amounts Not in Dispute (Col. 47 * 20%)	Total Collateral Provided (Col. 20 + Col. 21 + Col. 24, not to Exceed Col. 63)	Net Unsecured Recoverable for Which Credit is Allowed (Col. 63 - Col. 66)	20% of Amount in Col. 67	Provision for Overdue Reinsurance Ceded to Certified Reinsurers (Greater of [Col. 62 + Col. 65] or Col.68; not to Exceed Col. 63)
36-0883760	RELIANCE STANDARD LIFE	XXX	XXX	XXX	XXX	XXX	XXX	XXX	XXX	XXX	XXX	XXX	XXX	XXX	XXX	XXX	
36-3094218	RELIGIOUS & CHARITABLE RISK POOL	XXX	XXX	XXX	XXX	XXX	XXX	XXX	XXX	XXX	XXX	XXX	XXX	XXX	XXX	XXX	
84-2884610	RELX RISKS INC	XXX	XXX	XXX	XXX	XXX	XXX	XXX	XXX	XXX	XXX	XXX	XXX	XXX	XXX	XXX	
20-0759589	RIVERSIDE CAPTIVE INS CO	XXX	XXX	XXX	XXX	XXX	XXX	XXX	XXX	XXX	XXX	XXX	XXX	XXX	XXX	XXX	
83-0351544	SADDLE BROOK INS CO	XXX	XXX	XXX	XXX	XXX	XXX	XXX	XXX	XXX	XXX	XXX	XXX	XXX	XXX	XXX	
93-6001769	SAIF CORPORATION	XXX	XXX	XXX	XXX	XXX	XXX	XXX	XXX	XXX	XXX	XXX	XXX	XXX	XXX	XXX	
31-1024978	SCOTTSDALE INS. CO.	XXX	XXX	XXX	XXX	XXX	XXX	XXX	XXX	XXX	XXX	XXX	XXX	XXX	XXX	XXX	
85-1019353	SERIES TCI	XXX	XXX	XXX	XXX	XXX	XXX	XXX	XXX	XXX	XXX	XXX	XXX	XXX	XXX	XXX	
22-3449273	SGANGYONG FIRE & MARINE I	XXX	XXX	XXX	XXX	XXX	XXX	XXX	XXX	XXX	XXX	XXX	XXX	XXX	XXX	XXX	
99-0000000	SIGNAL INS. CO.	XXX	XXX	XXX	XXX	XXX	XXX	XXX	XXX	XXX	XXX	XXX	XXX	XXX	XXX	XXX	
03-0343338	SKANSKA ASSURANCE INC	XXX	XXX	XXX	XXX	XXX	XXX	XXX	XXX	XXX	XXX	XXX	XXX	XXX	XXX	XXX	
62-0363335	SOUTHERN AMERICAN INS CO	XXX	XXX	XXX	XXX	XXX	XXX	XXX	XXX	XXX	XXX	XXX	XXX	XXX	XXX	XXX	
03-0339975	ST. GEORGE INS. CO.	XXX	XXX	XXX	XXX	XXX	XXX	XXX	XXX	XXX	XXX	XXX	XXX	XXX	XXX	XXX	
26-3622499	STARR SURPLUS LINES INS	XXX	XXX	XXX	XXX	XXX	XXX	XXX	XXX	XXX	XXX	XXX	XXX	XXX	XXX	XXX	
51-0335732	STARSTONE SPECIALTY INS CO	XXX	XXX	XXX	XXX	XXX	XXX	XXX	XXX	XXX	XXX	XXX	XXX	XXX	XXX	XXX	
94-3231751	STATE COMP INS FUND OF CA	XXX	XXX	XXX	XXX	XXX	XXX	XXX	XXX	XXX	XXX	XXX	XXX	XXX	XXX	XXX	
87-1115817	STONE ARCH INS CO	XXX	XXX	XXX	XXX	XXX	XXX	XXX	XXX	XXX	XXX	XXX	XXX	XXX	XXX	XXX	
22-1317690	SUSSEX MUTUAL INS CO	XXX	XXX	XXX	XXX	XXX	XXX	XXX	XXX	XXX	XXX	XXX	XXX	XXX	XXX	XXX	
25-1438780	THREE RIVERS INS CO	XXX	XXX	XXX	XXX	XXX	XXX	XXX	XXX	XXX	XXX	XXX	XXX	XXX	XXX	XXX	
46-4379346	TOPIC TRANS OP PROTECT INS	XXX	XXX	XXX	XXX	XXX	XXX	XXX	XXX	XXX	XXX	XXX	XXX	XXX	XXX	XXX	
39-0989781	TRANSAMERICA LIFE INS CO	XXX	XXX	XXX	XXX	XXX	XXX	XXX	XXX	XXX	XXX	XXX	XXX	XXX	XXX	XXX	
99-0349316	TRIAX INS INC	XXX	XXX	XXX	XXX	XXX	XXX	XXX	XXX	XXX	XXX	XXX	XXX	XXX	XXX	XXX	
13-2988846	ULLICO CASUALTY CO.	XXX	XXX	XXX	XXX	XXX	XXX	XXX	XXX	XXX	XXX	XXX	XXX	XXX	XXX	XXX	
36-1404320	UNDERWRITERS AT LLOYDS LONDON	XXX	XXX	XXX	XXX	XXX	XXX	XXX	XXX	XXX	XXX	XXX	XXX	XXX	XXX	XXX	
36-2739571	UNITED HEALTHCARE INS CO	XXX	XXX	XXX	XXX	XXX	XXX	XXX	XXX	XXX	XXX	XXX	XXX	XXX	XXX	XXX	
20-5992738	UNITED INS CO USA LTD	XXX	XXX	XXX	XXX	XXX	XXX	XXX	XXX	XXX	XXX	XXX	XXX	XXX	XXX	XXX	
20-2012191	UNITED METHODIST P&C TRUST	XXX	XXX	XXX	XXX	XXX	XXX	XXX	XXX	XXX	XXX	XXX	XXX	XXX	XXX	XXX	
01-0278678	UNUM LIFE INS. CO.	XXX	XXX	XXX	XXX	XXX	XXX	XXX	XXX	XXX	XXX	XXX	XXX	XXX	XXX	XXX	
82-3608494	VANTAGE OH SERIES CELL OF VHO ASSUR	XXX	XXX	XXX	XXX	XXX	XXX	XXX	XXX	XXX	XXX	XXX	XXX	XXX	XXX	XXX	
45-5153351	WEST 34TH STREET INS CO NY	XXX	XXX	XXX	XXX	XXX	XXX	XXX	XXX	XXX	XXX	XXX	XXX	XXX	XXX	XXX	
47-2429775	WHITE ROCK USA LTD	XXX	XXX	XXX	XXX	XXX	XXX	XXX	XXX	XXX	XXX	XXX	XXX	XXX	XXX	XXX	
2399999	Total Unauthorized - Other U.S. Unaffiliated Insurers			XXX	XXX	XXX	XXX	XXX	XXX	XXX	XXX	XXX	XXX	XXX	XXX	XXX	
AA-9991139	NORTH CAROLINA REINS. FAC	XXX	XXX	XXX	XXX	XXX	XXX	XXX	XXX	XXX	XXX	XXX	XXX	XXX	XXX	XXX	
AA-9991503	OHIO MINE SUBSIDENCE FUND	XXX	XXX	XXX	XXX	XXX	XXX	XXX	XXX	XXX	XXX	XXX	XXX	XXX	XXX	XXX	
2499999	Total Unauthorized - Pools - Mandatory Pools			XXX	XXX	XXX	XXX	XXX	XXX	XXX	XXX	XXX	XXX	XXX	XXX	XXX	
AA-9995081	AGENCY MANAGERS LTD.	XXX	XXX	XXX	XXX	XXX	XXX	XXX	XXX	XXX	XXX	XXX	XXX	XXX	XXX	XXX	
AA-9995010	AMERICAN NUCLEAR LIABILITY	XXX	XXX	XXX	XXX	XXX	XXX	XXX	XXX	XXX	XXX	XXX	XXX	XXX	XXX	XXX	
AA-9995068	CANADIAN AVIATION INS.	XXX	XXX	XXX	XXX	XXX	XXX	XXX	XXX	XXX	XXX	XXX	XXX	XXX	XXX	XXX	
AA-9995028	INDUSTRIAL RISK INSURERS	XXX	XXX	XXX	XXX	XXX	XXX	XXX	XXX	XXX	XXX	XXX	XXX	XXX	XXX	XXX	
AA-9995043	U.S. AIRCRAFT INS. GROUP	XXX	XXX	XXX	XXX	XXX	XXX	XXX	XXX	XXX	XXX	XXX	XXX	XXX	XXX	XXX	
AA-9995044	WATER QUALITY INS. SYND	XXX	XXX	XXX	XXX	XXX	XXX	XXX	XXX	XXX	XXX	XXX	XXX	XXX	XXX	XXX	
2599999	Total Unauthorized - Pools - Voluntary Pools			XXX	XXX	XXX	XXX	XXX	XXX	XXX	XXX	XXX	XXX	XXX	XXX	XXX	

ANNUAL STATEMENT FOR THE YEAR 2023 OF THE ZURICH AMERICAN INSURANCE COMPANY

SCHEDULE F - PART 3 (Continued)

Ceded Reinsurance as of December 31, Current Year (\$000 Omitted)
(Provision for Reinsurance for Certified Reinsurers)

ID Number From Col. 1	Name of Reinsurer From Col. 3	Provision for Certified Reinsurance													Complete if Col. 52 = "No"; Otherwise Enter 0			69 Provision for Overdue Reinsurance Ceded to Certified Reinsurers (Greater of [Col. 62 + Col. 65] or Col.68; not to Exceed Col. 63)
		54	55	56	57	58	59	60	61	62	63	64	65	66	67	68		
		Certified Reinsurer Rating (1 through 6)	Effective Date of Certified Reinsurer Rating	Percent Collateral Required for Full Credit (0% through 100%)	Catastrophe Recoverables Qualifying for Collateral Deferral	Net Recoverables Subject to Collateral Requirements for Full Credit (Col. 19 - Col. 57)	Dollar Amount of Collateral Required (Col. 56 * Col. 58)	Percent of Collateral Provided for Net Recoverables Subject to Collateral Requirements ([Col. 20 + Col. 21 + Col. 22 + Col. 24] / Col. 58)	Percent Credit Allowed on Net Recoverables Subject to Collateral Requirements (Col. 60 / Col. 56, not to exceed 100%)	20% of Recoverable on Paid Losses & LAE Over 90 Days Past Due Amounts in Dispute (Col. 45 * 20%)	Amount of Credit Allowed for Net Recoverables (Col. 57 + [Col. 58 * Col. 61])	Provision for Reinsurance with Certified Reinsurers Due to Collateral Deficiency (Col. 19 - Col. 63)	20% of Recoverable on Paid Losses & LAE Over 90 Days Past Due Amounts Not in Dispute (Col. 47 * 20%)	Total Collateral Provided (Col. 20 + Col. 21 + Col. 24, not to Exceed Col. 63)	Net Unsecured Recoverable for Which Credit is Allowed (Col. 63 - Col. 66)	20% of Amount in Col. 67		
AA-4660010	ABU DHABI NAT'L INS.	XXX	XXX	XXX	XXX	XXX	XXX	XXX	XXX	XXX	XXX	XXX	XXX	XXX	XXX	XXX	XXX	
AA-1780022	ACADIA INTL INS LTD	XXX	XXX	XXX	XXX	XXX	XXX	XXX	XXX	XXX	XXX	XXX	XXX	XXX	XXX	XXX	XXX	
AA-1380019	ACHMEA REINS CO NV	XXX	XXX	XXX	XXX	XXX	XXX	XXX	XXX	XXX	XXX	XXX	XXX	XXX	XXX	XXX	XXX	
AA-3770515	AEGIS INS LTD	XXX	XXX	XXX	XXX	XXX	XXX	XXX	XXX	XXX	XXX	XXX	XXX	XXX	XXX	XXX	XXX	
AA-3191085	AFFILIATED CHEMICAL GROUP	XXX	XXX	XXX	XXX	XXX	XXX	XXX	XXX	XXX	XXX	XXX	XXX	XXX	XXX	XXX	XXX	
AA-3770114	AFFINITY INS LTD	XXX	XXX	XXX	XXX	XXX	XXX	XXX	XXX	XXX	XXX	XXX	XXX	XXX	XXX	XXX	XXX	
AA-1120255	AGEAS INS LTD	XXX	XXX	XXX	XXX	XXX	XXX	XXX	XXX	XXX	XXX	XXX	XXX	XXX	XXX	XXX	XXX	
AA-1580015	A101 NISSAY DOWA INS CO LTD	XXX	XXX	XXX	XXX	XXX	XXX	XXX	XXX	XXX	XXX	XXX	XXX	XXX	XXX	XXX	XXX	
AA-1930610	ALLIANZ AUSTRALIA LTD	XXX	XXX	XXX	XXX	XXX	XXX	XXX	XXX	XXX	XXX	XXX	XXX	XXX	XXX	XXX	XXX	
AA-1344102	ALLIANZ GLOBAL CORP & SPEC	XXX	XXX	XXX	XXX	XXX	XXX	XXX	XXX	XXX	XXX	XXX	XXX	XXX	XXX	XXX	XXX	
AA-1120445	ALLIANZ INS PLC	XXX	XXX	XXX	XXX	XXX	XXX	XXX	XXX	XXX	XXX	XXX	XXX	XXX	XXX	XXX	XXX	
AA-1464104	ALLIANZ RISK TRANSFER	XXX	XXX	XXX	XXX	XXX	XXX	XXX	XXX	XXX	XXX	XXX	XXX	XXX	XXX	XXX	XXX	
AA-1340026	ALLIANZ SE	XXX	XXX	XXX	XXX	XXX	XXX	XXX	XXX	XXX	XXX	XXX	XXX	XXX	XXX	XXX	XXX	
AA-1460082	ALLIANZ SUISSE VERS	XXX	XXX	XXX	XXX	XXX	XXX	XXX	XXX	XXX	XXX	XXX	XXX	XXX	XXX	XXX	XXX	
AA-0040174	ALLIED COLLOIDS INS.	XXX	XXX	XXX	XXX	XXX	XXX	XXX	XXX	XXX	XXX	XXX	XXX	XXX	XXX	XXX	XXX	
AA-3194128	ALLIED WORLD ASSUR CO	XXX	XXX	XXX	XXX	XXX	XXX	XXX	XXX	XXX	XXX	XXX	XXX	XXX	XXX	XXX	XXX	
AA-8230010	ALWYN INS CO LTD	XXX	XXX	XXX	XXX	XXX	XXX	XXX	XXX	XXX	XXX	XXX	XXX	XXX	XXX	XXX	XXX	
AA-1120187	AMERICAN INTERNATL GROUP UK LTD	XXX	XXX	XXX	XXX	XXX	XXX	XXX	XXX	XXX	XXX	XXX	XXX	XXX	XXX	XXX	XXX	
AA-1120170	ANDREW WEIR INS. CO.	XXX	XXX	XXX	XXX	XXX	XXX	XXX	XXX	XXX	XXX	XXX	XXX	XXX	XXX	XXX	XXX	
AA-3191020	ARC GLOBAL REINS. LTD.	XXX	XXX	XXX	XXX	XXX	XXX	XXX	XXX	XXX	XXX	XXX	XXX	XXX	XXX	XXX	XXX	
AA-1120053	ARCH INS (UK) LTD	XXX	XXX	XXX	XXX	XXX	XXX	XXX	XXX	XXX	XXX	XXX	XXX	XXX	XXX	XXX	XXX	
AA-1780091	ARCH RE EUROPE U/W LTD	XXX	XXX	XXX	XXX	XXX	XXX	XXX	XXX	XXX	XXX	XXX	XXX	XXX	XXX	XXX	XXX	
AA-3194126	ARCH REINS LTD	XXX	XXX	XXX	XXX	XXX	XXX	XXX	XXX	XXX	XXX	XXX	XXX	XXX	XXX	XXX	XXX	
AA-3190873	ARDEN RE CO LTD	XXX	XXX	XXX	XXX	XXX	XXX	XXX	XXX	XXX	XXX	XXX	XXX	XXX	XXX	XXX	XXX	
AA-1320060	AREAS DOMMAGES	XXX	XXX	XXX	XXX	XXX	XXX	XXX	XXX	XXX	XXX	XXX	XXX	XXX	XXX	XXX	XXX	
98-0214719	ARGO GROUP INTL HOLDINGS LTD	XXX	XXX	XXX	XXX	XXX	XXX	XXX	XXX	XXX	XXX	XXX	XXX	XXX	XXX	XXX	XXX	
AA-3190932	ARGO RE LTD	XXX	XXX	XXX	XXX	XXX	XXX	XXX	XXX	XXX	XXX	XXX	XXX	XXX	XXX	XXX	XXX	
AA-3770185	ARTISANS INS. LTD.	XXX	XXX	XXX	XXX	XXX	XXX	XXX	XXX	XXX	XXX	XXX	XXX	XXX	XXX	XXX	XXX	
AA-3770286	ARU SPC LTD	XXX	XXX	XXX	XXX	XXX	XXX	XXX	XXX	XXX	XXX	XXX	XXX	XXX	XXX	XXX	XXX	
AA-3194168	ASPEN BERMUDA LTD	XXX	XXX	XXX	XXX	XXX	XXX	XXX	XXX	XXX	XXX	XXX	XXX	XXX	XXX	XXX	XXX	
AA-1360015	ASSICURAZIONI GENERALI S.	XXX	XXX	XXX	XXX	XXX	XXX	XXX	XXX	XXX	XXX	XXX	XXX	XXX	XXX	XXX	XXX	
AA-3190851	ASSUREX GLOBAL REINS. LTD.	XXX	XXX	XXX	XXX	XXX	XXX	XXX	XXX	XXX	XXX	XXX	XXX	XXX	XXX	XXX	XXX	
AA-1440100	ATERFORSKRINGSAKTIEBOLAGET	XXX	XXX	XXX	XXX	XXX	XXX	XXX	XXX	XXX	XXX	XXX	XXX	XXX	XXX	XXX	XXX	
AA-4230005	ATLANTIC INS CO PUBLIC LTD	XXX	XXX	XXX	XXX	XXX	XXX	XXX	XXX	XXX	XXX	XXX	XXX	XXX	XXX	XXX	XXX	
AA-1120660	AVIVA INS LTD	XXX	XXX	XXX	XXX	XXX	XXX	XXX	XXX	XXX	XXX	XXX	XXX	XXX	XXX	XXX	XXX	
AA-1120375	AVIVA INTL INS LTD	XXX	XXX	XXX	XXX	XXX	XXX	XXX	XXX	XXX	XXX	XXX	XXX	XXX	XXX	XXX	XXX	
AA-1121220	AXA INS UK PLC	XXX	XXX	XXX	XXX	XXX	XXX	XXX	XXX	XXX	XXX	XXX	XXX	XXX	XXX	XXX	XXX	
AA-1460185	AXA VERSICHERUNGEN AG	XXX	XXX	XXX	XXX	XXX	XXX	XXX	XXX	XXX	XXX	XXX	XXX	XXX	XXX	XXX	XXX	
AA-1120049	AXA XL INSURANCE CO UK LTD	XXX	XXX	XXX	XXX	XXX	XXX	XXX	XXX	XXX	XXX	XXX	XXX	XXX	XXX	XXX	XXX	
AA-1784115	AXIS RE SE	XXX	XXX	XXX	XXX	XXX	XXX	XXX	XXX	XXX	XXX	XXX	XXX	XXX	XXX	XXX	XXX	
AA-1784130	AXIS SPECIALTY EUROPE SE	XXX	XXX	XXX	XXX	XXX	XXX	XXX	XXX	XXX	XXX	XXX	XXX	XXX	XXX	XXX	XXX	
AA-3194139	AXIS SPECIALTY LTD	XXX	XXX	XXX	XXX	XXX	XXX	XXX	XXX	XXX	XXX	XXX	XXX	XXX	XXX	XXX	XXX	

ANNUAL STATEMENT FOR THE YEAR 2023 OF THE ZURICH AMERICAN INSURANCE COMPANY

SCHEDULE F - PART 3 (Continued)

Ceded Reinsurance as of December 31, Current Year (\$000 Omitted)
(Provision for Reinsurance for Certified Reinsurers)

ID Number From Col. 1	Name of Reinsurer From Col. 3	Provision for Certified Reinsurance															
		54	55	56	57	58	59	60	61	62	63	64	65	Complete if Col. 52 = "No"; Otherwise Enter 0			69
		Certified Reinsurer Rating (1 through 6)	Effective Date of Certified Reinsurer Rating	Percent Collateral Required for Full Credit (0% through 100%)	Catastrophe Recoverables Qualifying for Collateral Deferral	Net Recoverables Subject to Collateral Requirements for Full Credit (Col. 19 - Col. 57)	Dollar Amount of Collateral Required (Col. 56 * Col. 58)	Percent of Collateral Provided for Net Recoverables Subject to Collateral Requirements ([Col. 20 + Col. 21 + Col. 22 + Col. 24] / Col. 58)	Percent Credit Allowed on Net Recoverables Subject to Collateral Requirements (Col. 60 / Col. 56, not to exceed 100%)	20% of Recoverable on Paid Losses & LAE Over 90 Days Past Due Amounts in Dispute (Col. 45 * 20%)	Amount of Credit Allowed for Net Recoverables (Col. 57 + [Col. 58 * Col. 61])	Provision for Reinsurance with Certified Reinsurers Due to Collateral Deficiency (Col. 19 - Col. 63)	20% of Recoverable on Paid Losses & LAE Over 90 Days Past Due Amounts Not in Dispute (Col. 47 * 20%)	66	67	68	Provision for Overdue Reinsurance Ceded to Certified Reinsurers (Greater of [Col. 62 + Col. 65] or Col.68; not to Exceed Col. 63)
AA-9249997	BANK OF CHINA INS CO LTD	XXX	XXX	XXX	XXX	XXX	XXX	XXX	XXX	XXX	XXX	XXX	XXX	XXX	XXX	XXX	
AA-1784123	BERKELEY RE DAC	XXX	XXX	XXX	XXX	XXX	XXX	XXX	XXX	XXX	XXX	XXX	XXX	XXX	XXX	XXX	
AA-1120030	BERKSHIRE HATHAWAY INTL INS LTD	XXX	XXX	XXX	XXX	XXX	XXX	XXX	XXX	XXX	XXX	XXX	XXX	XXX	XXX	XXX	
AA-3190035	BERMUDA FIRE & MARINE INS CO	XXX	XXX	XXX	XXX	XXX	XXX	XXX	XXX	XXX	XXX	XXX	XXX	XXX	XXX	XXX	
AA-3191160	BIOMET INS LTD	XXX	XXX	XXX	XXX	XXX	XXX	XXX	XXX	XXX	XXX	XXX	XXX	XXX	XXX	XXX	
AA-3770534	BLUE PRINT LTD	XXX	XXX	XXX	XXX	XXX	XXX	XXX	XXX	XXX	XXX	XXX	XXX	XXX	XXX	XXX	
AA-3191197	BMC INS CO LTD	XXX	XXX	XXX	XXX	XXX	XXX	XXX	XXX	XXX	XXX	XXX	XXX	XXX	XXX	XXX	
AA-3191457	BOUDIN INS CO LTD	XXX	XXX	XXX	XXX	XXX	XXX	XXX	XXX	XXX	XXX	XXX	XXX	XXX	XXX	XXX	
AA-3770288	BOULDER INSURANCE LTD.	XXX	XXX	XXX	XXX	XXX	XXX	XXX	XXX	XXX	XXX	XXX	XXX	XXX	XXX	XXX	
AA-1120305	BRYANSTON INS CO LTD	XXX	XXX	XXX	XXX	XXX	XXX	XXX	XXX	XXX	XXX	XXX	XXX	XXX	XXX	XXX	
AA-1784113	CARRAIG INS LTD	XXX	XXX	XXX	XXX	XXX	XXX	XXX	XXX	XXX	XXX	XXX	XXX	XXX	XXX	XXX	
AA-3190190	CATERPILLAR INS. CO.	XXX	XXX	XXX	XXX	XXX	XXX	XXX	XXX	XXX	XXX	XXX	XXX	XXX	XXX	XXX	
AA-3194161	CATLIN INS CO LTD	XXX	XXX	XXX	XXX	XXX	XXX	XXX	XXX	XXX	XXX	XXX	XXX	XXX	XXX	XXX	
AA-1460018	CATLIN RE SWITZERLAND LTD	XXX	XXX	XXX	XXX	XXX	XXX	XXX	XXX	XXX	XXX	XXX	XXX	XXX	XXX	XXX	
AA-1121110	CAVELL INS CO LTD	XXX	XXX	XXX	XXX	XXX	XXX	XXX	XXX	XXX	XXX	XXX	XXX	XXX	XXX	XXX	
AA-3190457	CEBIC LTD.	XXX	XXX	XXX	XXX	XXX	XXX	XXX	XXX	XXX	XXX	XXX	XXX	XXX	XXX	XXX	
AA-3160015	CENTURY P&C	XXX	XXX	XXX	XXX	XXX	XXX	XXX	XXX	XXX	XXX	XXX	XXX	XXX	XXX	XXX	
AA-1121065	CGU BONUS LTD	XXX	XXX	XXX	XXX	XXX	XXX	XXX	XXX	XXX	XXX	XXX	XXX	XXX	XXX	XXX	
AA-9240028	CHINA CONTINENT P&C INS CO	XXX	XXX	XXX	XXX	XXX	XXX	XXX	XXX	XXX	XXX	XXX	XXX	XXX	XXX	XXX	
AA-9240072	CHINA LIFE PROP & CAS INS CO	XXX	XXX	XXX	XXX	XXX	XXX	XXX	XXX	XXX	XXX	XXX	XXX	XXX	XXX	XXX	
AA-9240123	CHINA LIFE PROPERTY & CASUALTY	XXX	XXX	XXX	XXX	XXX	XXX	XXX	XXX	XXX	XXX	XXX	XXX	XXX	XXX	XXX	
AA-9240021	CHINA PACIFIC PROP INS CO LTD	XXX	XXX	XXX	XXX	XXX	XXX	XXX	XXX	XXX	XXX	XXX	XXX	XXX	XXX	XXX	
AA-9240012	CHINA PROP & CAS REINS CO LTD	XXX	XXX	XXX	XXX	XXX	XXX	XXX	XXX	XXX	XXX	XXX	XXX	XXX	XXX	XXX	
AA-5320100	CHINA TAIPING INS HK CO LTD	XXX	XXX	XXX	XXX	XXX	XXX	XXX	XXX	XXX	XXX	XXX	XXX	XXX	XXX	XXX	
AA-9249995	CHINA UNITED PROP INS CO LTD	XXX	XXX	XXX	XXX	XXX	XXX	XXX	XXX	XXX	XXX	XXX	XXX	XXX	XXX	XXX	
AA-3190002	CHUBB BERMUDA INS LTD	XXX	XXX	XXX	XXX	XXX	XXX	XXX	XXX	XXX	XXX	XXX	XXX	XXX	XXX	XXX	
AA-1320152	CHUBB EUROPEAN GRP SE	XXX	XXX	XXX	XXX	XXX	XXX	XXX	XXX	XXX	XXX	XXX	XXX	XXX	XXX	XXX	
AA-1240002	CHUBB INS. CO. OF EUROPE SE	XXX	XXX	XXX	XXX	XXX	XXX	XXX	XXX	XXX	XXX	XXX	XXX	XXX	XXX	XXX	
AA-3190770	CHUBB TEMPEST RE LTD	XXX	XXX	XXX	XXX	XXX	XXX	XXX	XXX	XXX	XXX	XXX	XXX	XXX	XXX	XXX	
AA-3770073	CHURCHILL CASUALTY LTD.	XXX	XXX	XXX	XXX	XXX	XXX	XXX	XXX	XXX	XXX	XXX	XXX	XXX	XXX	XXX	
AA-2431000	CIA NATIONAL DE SEGUROS C	XXX	XXX	XXX	XXX	XXX	XXX	XXX	XXX	XXX	XXX	XXX	XXX	XXX	XXX	XXX	
AA-1120345	CITY INS CO (UK) LTD	XXX	XXX	XXX	XXX	XXX	XXX	XXX	XXX	XXX	XXX	XXX	XXX	XXX	XXX	XXX	
AA-3190405	CLIENTS ASSURANCE POOL, LTD	XXX	XXX	XXX	XXX	XXX	XXX	XXX	XXX	XXX	XXX	XXX	XXX	XXX	XXX	XXX	
AA-1320035	COLISEE RE	XXX	XXX	XXX	XXX	XXX	XXX	XXX	XXX	XXX	XXX	XXX	XXX	XXX	XXX	XXX	
AA-3770124	COLUMBUS INS. CO. LTD	XXX	XXX	XXX	XXX	XXX	XXX	XXX	XXX	XXX	XXX	XXX	XXX	XXX	XXX	XXX	
AA-3774153	COMPLETE STRUCTURE, LTD.	XXX	XXX	XXX	XXX	XXX	XXX	XXX	XXX	XXX	XXX	XXX	XXX	XXX	XXX	XXX	
AA-3160026	CONSTELLATION REINS CO LTD	XXX	XXX	XXX	XXX	XXX	XXX	XXX	XXX	XXX	XXX	XXX	XXX	XXX	XXX	XXX	
AA-3770501	CONSTRUCTION RISK CONTAIN INS CO	XXX	XXX	XXX	XXX	XXX	XXX	XXX	XXX	XXX	XXX	XXX	XXX	XXX	XXX	XXX	
AA-1120191	CONVEX INS UK LTD	XXX	XXX	XXX	XXX	XXX	XXX	XXX	XXX	XXX	XXX	XXX	XXX	XXX	XXX	XXX	
AA-3191400	CONVEX RE LTD	XXX	XXX	XXX	XXX	XXX	XXX	XXX	XXX	XXX	XXX	XXX	XXX	XXX	XXX	XXX	
AA-1280067	COPENHAGEN REINS CO	XXX	XXX	XXX	XXX	XXX	XXX	XXX	XXX	XXX	XXX	XXX	XXX	XXX	XXX	XXX	
AA-1120440	COPENHAGEN REINS CO	XXX	XXX	XXX	XXX	XXX	XXX	XXX	XXX	XXX	XXX	XXX	XXX	XXX	XXX	XXX	

ANNUAL STATEMENT FOR THE YEAR 2023 OF THE ZURICH AMERICAN INSURANCE COMPANY

SCHEDULE F - PART 3 (Continued)

Ceded Reinsurance as of December 31, Current Year (\$000 Omitted)
(Provision for Reinsurance for Certified Reinsurers)

ID Number From Col. 1	Name of Reinsurer From Col. 3	Provision for Certified Reinsurance													Complete if Col. 52 = "No"; Otherwise Enter 0			69 Provision for Overdue Reinsurance Ceded to Certified Reinsurers (Greater of [Col. 62 + Col. 65] or Col.68; not to Exceed Col. 63)
		54	55	56	57	58	59	60	61	62	63	64	65	66	67	68		
		Certified Reinsurer Rating (1 through 6)	Effective Date of Certified Reinsurer Rating	Percent Collateral Required for Full Credit (0% through 100%)	Catastrophe Recoverables Qualifying for Collateral Deferral	Net Recoverables Subject to Collateral Requirements for Full Credit (Col. 19 - Col. 57)	Dollar Amount of Collateral Required (Col. 56 * Col. 58)	Percent of Collateral Provided for Net Recoverables Subject to Collateral Requirements ([Col. 20 + Col. 21 + Col. 22 + Col. 24] / Col. 58)	Percent Credit Allowed on Net Recoverables Subject to Collateral Requirements (Col. 60 / Col. 56, not to exceed 100%)	20% of Recoverable on Paid Losses & LAE Over 90 Days Past Due Amounts in Dispute (Col. 45 * 20%)	Amount of Credit Allowed for Net Recoverables (Col. 57 + [Col. 58 * Col. 61])	Provision for Reinsurance with Certified Reinsurers Due to Collateral Deficiency (Col. 19 - Col. 63)	20% of Recoverable on Paid Losses & LAE Over 90 Days Past Due Amounts Not in Dispute (Col. 47 * 20%)	Total Collateral Provided (Col. 20 + Col. 21 + Col. 24, not to Exceed Col. 63)	Net Unsecured Recoverable for Which Credit is Allowed (Col. 63 - Col. 66)	20% of Amount in Col. 67		
AA-1244100	CREDENDO - SHORT TERM NON-EU RISKS	XXX	XXX	XXX	XXX	XXX	XXX	XXX	XXX	XXX	XXX	XXX	XXX	XXX	XXX	XXX	XXX	
AA-1120355	CX REINS CO LTD	XXX	XXX	XXX	XXX	XXX	XXX	XXX	XXX	XXX	XXX	XXX	XXX	XXX	XXX	XXX	XXX	
AA-3191423	DARAG BERMUDA LTD	XXX	XXX	XXX	XXX	XXX	XXX	XXX	XXX	XXX	XXX	XXX	XXX	XXX	XXX	XXX	XXX	
AA-3194135	DAVIES (SAC) LTD	XXX	XXX	XXX	XXX	XXX	XXX	XXX	XXX	XXX	XXX	XXX	XXX	XXX	XXX	XXX	XXX	
AA-3770490	DELTA IND GROUP LTD	XXX	XXX	XXX	XXX	XXX	XXX	XXX	XXX	XXX	XXX	XXX	XXX	XXX	XXX	XXX	XXX	
AA-1380040	DELTA LLOYD NON LIFE LTD	XXX	XXX	XXX	XXX	XXX	XXX	XXX	XXX	XXX	XXX	XXX	XXX	XXX	XXX	XXX	XXX	
AA-1340028	DEVK (DEVK RUCKVERSICHERUNGS UND BE	XXX	XXX	XXX	XXX	XXX	XXX	XXX	XXX	XXX	XXX	XXX	XXX	XXX	XXX	XXX	XXX	
AA-3190518	DODGE & JAMES INS.	XXX	XXX	XXX	XXX	XXX	XXX	XXX	XXX	XXX	XXX	XXX	XXX	XXX	XXX	XXX	XXX	
AA-1120495	DOMINION INS CO	XXX	XXX	XXX	XXX	XXX	XXX	XXX	XXX	XXX	XXX	XXX	XXX	XXX	XXX	XXX	XXX	
AA-1120505	DOWA INS CO (UK) LTD	XXX	XXX	XXX	XXX	XXX	XXX	XXX	XXX	XXX	XXX	XXX	XXX	XXX	XXX	XXX	XXX	
AA-1340085	E-S RUECKVERSICHERUNGS-AG	XXX	XXX	XXX	XXX	XXX	XXX	XXX	XXX	XXX	XXX	XXX	XXX	XXX	XXX	XXX	XXX	
AA-3770062	EASTERN RE LTD	XXX	XXX	XXX	XXX	XXX	XXX	XXX	XXX	XXX	XXX	XXX	XXX	XXX	XXX	XXX	XXX	
AA-1120536	EL PASO INS CO	XXX	XXX	XXX	XXX	XXX	XXX	XXX	XXX	XXX	XXX	XXX	XXX	XXX	XXX	XXX	XXX	
AA-3770472	ELEVATION GROUP LTD	XXX	XXX	XXX	XXX	XXX	XXX	XXX	XXX	XXX	XXX	XXX	XXX	XXX	XXX	XXX	XXX	
AA-3770070	ELITE DISTRIBUTORS INS CO	XXX	XXX	XXX	XXX	XXX	XXX	XXX	XXX	XXX	XXX	XXX	XXX	XXX	XXX	XXX	XXX	
AA-3194142	ELM COMPANY LTD	XXX	XXX	XXX	XXX	XXX	XXX	XXX	XXX	XXX	XXX	XXX	XXX	XXX	XXX	XXX	XXX	
AA-3194130	ENDURANCE SPECIALTY INS.	XXX	XXX	XXX	XXX	XXX	XXX	XXX	XXX	XXX	XXX	XXX	XXX	XXX	XXX	XXX	XXX	
AA-1124129	ENDURANCE WORLDWIDE INS LTD	XXX	XXX	XXX	XXX	XXX	XXX	XXX	XXX	XXX	XXX	XXX	XXX	XXX	XXX	XXX	XXX	
AA-3190747	ENERGY INS BERMUDA (EIB)	XXX	XXX	XXX	XXX	XXX	XXX	XXX	XXX	XXX	XXX	XXX	XXX	XXX	XXX	XXX	XXX	
AA-1120545	ENGLISH AND AMERICAN INS	XXX	XXX	XXX	XXX	XXX	XXX	XXX	XXX	XXX	XXX	XXX	XXX	XXX	XXX	XXX	XXX	
AA-9160004	EURASIA INS CO JSC	XXX	XXX	XXX	XXX	XXX	XXX	XXX	XXX	XXX	XXX	XXX	XXX	XXX	XXX	XXX	XXX	
AA-1340003	EUROPA RUECKVERSICHERUNGS	XXX	XXX	XXX	XXX	XXX	XXX	XXX	XXX	XXX	XXX	XXX	XXX	XXX	XXX	XXX	XXX	
AA-1780034	EUROPEAN SPECIALITY RE	XXX	XXX	XXX	XXX	XXX	XXX	XXX	XXX	XXX	XXX	XXX	XXX	XXX	XXX	XXX	XXX	
AA-3190128	EVEREN SPECIALTY LTD.	XXX	XXX	XXX	XXX	XXX	XXX	XXX	XXX	XXX	XXX	XXX	XXX	XXX	XXX	XXX	XXX	
AA-3770160	EVEREST PROP INS CO	XXX	XXX	XXX	XXX	XXX	XXX	XXX	XXX	XXX	XXX	XXX	XXX	XXX	XXX	XXX	XXX	
AA-3194101	EVEREST RE BERMUDA LTD	XXX	XXX	XXX	XXX	XXX	XXX	XXX	XXX	XXX	XXX	XXX	XXX	XXX	XXX	XXX	XXX	
AA-1780122	EVEREST REINS CO (IRELAND)	XXX	XXX	XXX	XXX	XXX	XXX	XXX	XXX	XXX	XXX	XXX	XXX	XXX	XXX	XXX	XXX	
AA-3774169	EVOLUTION INS. CO.	XXX	XXX	XXX	XXX	XXX	XXX	XXX	XXX	XXX	XXX	XXX	XXX	XXX	XXX	XXX	XXX	
AA-1120580	EXCESS INS CO	XXX	XXX	XXX	XXX	XXX	XXX	XXX	XXX	XXX	XXX	XXX	XXX	XXX	XXX	XXX	XXX	
AA-3770471	FAIRHAVEN LTD	XXX	XXX	XXX	XXX	XXX	XXX	XXX	XXX	XXX	XXX	XXX	XXX	XXX	XXX	XXX	XXX	
AA-3191289	FIDELIS INS BERMUDA LTD	XXX	XXX	XXX	XXX	XXX	XXX	XXX	XXX	XXX	XXX	XXX	XXX	XXX	XXX	XXX	XXX	
AA-1120175	FIDELIS UNDERWRITING LTD	XXX	XXX	XXX	XXX	XXX	XXX	XXX	XXX	XXX	XXX	XXX	XXX	XXX	XXX	XXX	XXX	
AA-3191386	FLEMING REINS LTD	XXX	XXX	XXX	XXX	XXX	XXX	XXX	XXX	XXX	XXX	XXX	XXX	XXX	XXX	XXX	XXX	
AA-1120620	FOLKSAM INTL INS CO	XXX	XXX	XXX	XXX	XXX	XXX	XXX	XXX	XXX	XXX	XXX	XXX	XXX	XXX	XXX	XXX	
AA-3770291	FOUR CORNERS CONST GRP	XXX	XXX	XXX	XXX	XXX	XXX	XXX	XXX	XXX	XXX	XXX	XXX	XXX	XXX	XXX	XXX	
AA-3190191	FRANCHISE TEAM INS. CO.	XXX	XXX	XXX	XXX	XXX	XXX	XXX	XXX	XXX	XXX	XXX	XXX	XXX	XXX	XXX	XXX	
AA-1080011	GARLAN INSURANCE LTD.	XXX	XXX	XXX	XXX	XXX	XXX	XXX	XXX	XXX	XXX	XXX	XXX	XXX	XXX	XXX	XXX	
AA-3190767	GATEWAY INS. CO.	XXX	XXX	XXX	XXX	XXX	XXX	XXX	XXX	XXX	XXX	XXX	XXX	XXX	XXX	XXX	XXX	
AA-5340310	GEN INS CORP OF INDIA	XXX	XXX	XXX	XXX	XXX	XXX	XXX	XXX	XXX	XXX	XXX	XXX	XXX	XXX	XXX	XXX	
AA-1120661	GENERAL ACCIDENT REINS	XXX	XXX	XXX	XXX	XXX	XXX	XXX	XXX	XXX	XXX	XXX	XXX	XXX	XXX	XXX	XXX	
AA-3190219	GENERAL INT'L LTD	XXX	XXX	XXX	XXX	XXX	XXX	XXX	XXX	XXX	XXX	XXX	XXX	XXX	XXX	XXX	XXX	
AA-1340145	GENERAL REINS AG	XXX	XXX	XXX	XXX	XXX	XXX	XXX	XXX	XXX	XXX	XXX	XXX	XXX	XXX	XXX	XXX	

ANNUAL STATEMENT FOR THE YEAR 2023 OF THE ZURICH AMERICAN INSURANCE COMPANY

SCHEDULE F - PART 3 (Continued)

Ceded Reinsurance as of December 31, Current Year (\$000 Omitted)
(Provision for Reinsurance for Certified Reinsurers)

ID Number From Col. 1	Name of Reinsurer From Col. 3	Provision for Certified Reinsurance													Complete if Col. 52 = "No"; Otherwise Enter 0			69 Provision for Overdue Reinsurance Ceded to Certified Reinsurers (Greater of [Col. 62 + Col. 65] or Col.68; not to Exceed Col. 63)
		54	55	56	57	58	59	60	61	62	63	64	65	66	67	68		
		Certified Reinsurer Rating (1 through 6)	Effective Date of Certified Reinsurer Rating	Percent Collateral Required for Full Credit (0% through 100%)	Catastrophe Recoverables Qualifying for Collateral Deferral	Net Recoverables Subject to Collateral Requirements for Full Credit (Col. 19 - Col. 57)	Dollar Amount of Collateral Required (Col. 56 * Col. 58)	Percent of Collateral Provided for Net Recoverables Subject to Collateral Requirements ([Col. 20 + Col. 21 + Col. 22 + Col. 24] / Col. 58)	Percent Credit Allowed on Net Recoverables Subject to Collateral Requirements (Col. 60 / Col. 56, not to exceed 100%)	20% of Recoverable on Paid Losses & LAE Over 90 Days Past Due Amounts in Dispute (Col. 45 * 20%)	Amount of Credit Allowed for Net Recoverables (Col. 57 + [Col. 58 * Col. 61])	Provision for Reinsurance with Certified Reinsurers Due to Collateral Deficiency (Col. 19 - Col. 63)	20% of Recoverable on Paid Losses & LAE Over 90 Days Past Due Amounts Not in Dispute (Col. 47 * 20%)	Total Collateral Provided (Col. 20 + Col. 21 + Col. 24, not to Exceed Col. 63)	Net Unsecured Recoverable for Which Credit is Allowed (Col. 63 - Col. 66)	20% of Amount in Col. 67		
AA-1460060	GENERAL REINS UK LTD	XXX	XXX	XXX	XXX	XXX	XXX	XXX	XXX	XXX	XXX	XXX	XXX	XXX	XXX	XXX	XXX	
AA-1320110	GENERALI ASSURANCES IARD	XXX	XXX	XXX	XXX	XXX	XXX	XXX	XXX	XXX	XXX	XXX	XXX	XXX	XXX	XXX	XXX	
AA-9350003	GENERALI POJISTOVNA AS	XXX	XXX	XXX	XXX	XXX	XXX	XXX	XXX	XXX	XXX	XXX	XXX	XXX	XXX	XXX	XXX	
AA-3774117	GENERATIONS GRP LTD	XXX	XXX	XXX	XXX	XXX	XXX	XXX	XXX	XXX	XXX	XXX	XXX	XXX	XXX	XXX	XXX	
AA-1460070	GERLING GLOBAL RE CO LTD	XXX	XXX	XXX	XXX	XXX	XXX	XXX	XXX	XXX	XXX	XXX	XXX	XXX	XXX	XXX	XXX	
AA-1464111	GLACIER RE AG	XXX	XXX	XXX	XXX	XXX	XXX	XXX	XXX	XXX	XXX	XXX	XXX	XXX	XXX	XXX	XXX	
AA-3160096	GLENMAPLE REIN CO LTD	XXX	XXX	XXX	XXX	XXX	XXX	XXX	XXX	XXX	XXX	XXX	XXX	XXX	XXX	XXX	XXX	
AA-1120680	GLOBAL GENERAL & RE CO	XXX	XXX	XXX	XXX	XXX	XXX	XXX	XXX	XXX	XXX	XXX	XXX	XXX	XXX	XXX	XXX	
AA-3770433	GOLDEN RULE LTD	XXX	XXX	XXX	XXX	XXX	XXX	XXX	XXX	XXX	XXX	XXX	XXX	XXX	XXX	XXX	XXX	
AA-1930320	GOV INS OFF OF NEW S WALES	XXX	XXX	XXX	XXX	XXX	XXX	XXX	XXX	XXX	XXX	XXX	XXX	XXX	XXX	XXX	XXX	
AA-1340043	GREAT LAKES INS SE	XXX	XXX	XXX	XXX	XXX	XXX	XXX	XXX	XXX	XXX	XXX	XXX	XXX	XXX	XXX	XXX	
AA-3770356	GREEN OAK RE SPC	XXX	XXX	XXX	XXX	XXX	XXX	XXX	XXX	XXX	XXX	XXX	XXX	XXX	XXX	XXX	XXX	
AA-3191302	GREINS GLOBAL LTD	XXX	XXX	XXX	XXX	XXX	XXX	XXX	XXX	XXX	XXX	XXX	XXX	XXX	XXX	XXX	XXX	
AA-3191437	GROUP ARK INS LTD	XXX	XXX	XXX	XXX	XXX	XXX	XXX	XXX	XXX	XXX	XXX	XXX	XXX	XXX	XXX	XXX	
AA-3190908	GUILFORD RE LTD	XXX	XXX	XXX	XXX	XXX	XXX	XXX	XXX	XXX	XXX	XXX	XXX	XXX	XXX	XXX	XXX	
AA-1780104	HAMILTON INS DAC	XXX	XXX	XXX	XXX	XXX	XXX	XXX	XXX	XXX	XXX	XXX	XXX	XXX	XXX	XXX	XXX	
AA-3191190	HAMILTON RE LTD	XXX	XXX	XXX	XXX	XXX	XXX	XXX	XXX	XXX	XXX	XXX	XXX	XXX	XXX	XXX	XXX	
AA-3190060	HANNOVER RE BERMUDA LTD	XXX	XXX	XXX	XXX	XXX	XXX	XXX	XXX	XXX	XXX	XXX	XXX	XXX	XXX	XXX	XXX	
AA-1340125	HANNOVER RUECK SE	XXX	XXX	XXX	XXX	XXX	XXX	XXX	XXX	XXX	XXX	XXX	XXX	XXX	XXX	XXX	XXX	
AA-3190075	HARBOUR ASSUR. CO. OF BER	XXX	XXX	XXX	XXX	XXX	XXX	XXX	XXX	XXX	XXX	XXX	XXX	XXX	XXX	XXX	XXX	
AA-3770061	HARVEST INS CO	XXX	XXX	XXX	XXX	XXX	XXX	XXX	XXX	XXX	XXX	XXX	XXX	XXX	XXX	XXX	XXX	
AA-1120982	HCC INTERNATIONAL INS CO PLC	XXX	XXX	XXX	XXX	XXX	XXX	XXX	XXX	XXX	XXX	XXX	XXX	XXX	XXX	XXX	XXX	
AA-1249999	HDI GERLING INDUSTRIAL	XXX	XXX	XXX	XXX	XXX	XXX	XXX	XXX	XXX	XXX	XXX	XXX	XXX	XXX	XXX	XXX	
AA-1340106	HDI GLOBAL SE	XXX	XXX	XXX	XXX	XXX	XXX	XXX	XXX	XXX	XXX	XXX	XXX	XXX	XXX	XXX	XXX	
AA-1340041	HDI GLOBAL SPECIALTY SE	XXX	XXX	XXX	XXX	XXX	XXX	XXX	XXX	XXX	XXX	XXX	XXX	XXX	XXX	XXX	XXX	
AA-3774133	HEARTLAND GROUP LTD	XXX	XXX	XXX	XXX	XXX	XXX	XXX	XXX	XXX	XXX	XXX	XXX	XXX	XXX	XXX	XXX	
AA-3770498	HEAVY HIGHWAY INS SOL LTD	XXX	XXX	XXX	XXX	XXX	XXX	XXX	XXX	XXX	XXX	XXX	XXX	XXX	XXX	XXX	XXX	
AA-1460080	HELVETIA SCHWEIZERISCHE V	XXX	XXX	XXX	XXX	XXX	XXX	XXX	XXX	XXX	XXX	XXX	XXX	XXX	XXX	XXX	XXX	
AA-3770336	HEXAGON INS CO LTD	XXX	XXX	XXX	XXX	XXX	XXX	XXX	XXX	XXX	XXX	XXX	XXX	XXX	XXX	XXX	XXX	
AA-1120760	HIGHLANDS INS. CO. (UK)	XXX	XXX	XXX	XXX	XXX	XXX	XXX	XXX	XXX	XXX	XXX	XXX	XXX	XXX	XXX	XXX	
AA-1120525	HISCOX INS CO LTD	XXX	XXX	XXX	XXX	XXX	XXX	XXX	XXX	XXX	XXX	XXX	XXX	XXX	XXX	XXX	XXX	
AA-5280035	HOTAI INSURANCE CO LTD	XXX	XXX	XXX	XXX	XXX	XXX	XXX	XXX	XXX	XXX	XXX	XXX	XXX	XXX	XXX	XXX	
AA-1444101	IF P&C INS LTD	XXX	XXX	XXX	XXX	XXX	XXX	XXX	XXX	XXX	XXX	XXX	XXX	XXX	XXX	XXX	XXX	
AA-3770538	IMPACT RE, LTD	XXX	XXX	XXX	XXX	XXX	XXX	XXX	XXX	XXX	XXX	XXX	XXX	XXX	XXX	XXX	XXX	
AA-1720095	INDUSTRIAL MUTUAL INS	XXX	XXX	XXX	XXX	XXX	XXX	XXX	XXX	XXX	XXX	XXX	XXX	XXX	XXX	XXX	XXX	
AA-3779994	INDUSTRIAL STAFFING LTD	XXX	XXX	XXX	XXX	XXX	XXX	XXX	XXX	XXX	XXX	XXX	XXX	XXX	XXX	XXX	XXX	
AA-9220050	INGOSSTRAKH	XXX	XXX	XXX	XXX	XXX	XXX	XXX	XXX	XXX	XXX	XXX	XXX	XXX	XXX	XXX	XXX	
AA-9220005	INS CO OF GAZ INDUSTRY SOGAZ	XXX	XXX	XXX	XXX	XXX	XXX	XXX	XXX	XXX	XXX	XXX	XXX	XXX	XXX	XXX	XXX	
AA-1120812	INS. CORP OF SINGAPORE UK	XXX	XXX	XXX	XXX	XXX	XXX	XXX	XXX	XXX	XXX	XXX	XXX	XXX	XXX	XXX	XXX	
AA-1560480	INTACT INS CO	XXX	XXX	XXX	XXX	XXX	XXX	XXX	XXX	XXX	XXX	XXX	XXX	XXX	XXX	XXX	XXX	
AA-3191254	INTERNATIONAL GENERAL INS CO LTD	XXX	XXX	XXX	XXX	XXX	XXX	XXX	XXX	XXX	XXX	XXX	XXX	XXX	XXX	XXX	XXX	
AA-1120154	INTL GEN INS CO LTD	XXX	XXX	XXX	XXX	XXX	XXX	XXX	XXX	XXX	XXX	XXX	XXX	XXX	XXX	XXX	XXX	

ANNUAL STATEMENT FOR THE YEAR 2023 OF THE ZURICH AMERICAN INSURANCE COMPANY

SCHEDULE F - PART 3 (Continued)

Ceded Reinsurance as of December 31, Current Year (\$000 Omitted)
(Provision for Reinsurance for Certified Reinsurers)

ID Number From Col. 1	Name of Reinsurer From Col. 3	Provision for Certified Reinsurance															69 Provision for Overdue Reinsurance Ceded to Certified Reinsurers (Greater of [Col. 62 + Col. 65] or Col. 68; not to Exceed Col. 63)	
		54	55	56	57	58	59	60	61	62	63	64	65	Complete if Col. 52 = "No"; Otherwise Enter 0				
		Certified Reinsurer Rating (1 through 6)	Effective Date of Certified Reinsurer Rating	Percent Collateral Required for Full Credit (0% through 100%)	Catastrophe Recoverables Qualifying for Collateral Deferral	Net Recoverables Subject to Collateral Requirements for Full Credit (Col. 19 - Col. 57)	Dollar Amount of Collateral Required (Col. 56 * Col. 58)	Percent of Collateral Provided for Net Recoverables Subject to Collateral Requirements ([Col. 20 + Col. 21 + Col. 22 + Col. 24] / Col. 58)	Percent Credit Allowed on Net Recoverables Subject to Collateral Requirements (Col. 60 / Col. 56, not to exceed 100%)	20% of Recoverable on Paid Losses & LAE Over 90 Days Past Due Amounts in Dispute (Col. 45 * 20%)	Amount of Credit Allowed for Net Recoverables (Col. 57 + [Col. 58 * Col. 61])	Provision for Reinsurance with Certified Reinsurers Due to Collateral Deficiency (Col. 19 - Col. 63)	20% of Recoverable on Paid Losses & LAE Over 90 Days Past Due Amounts Not in Dispute (Col. 47 * 20%)	66 Total Collateral Provided (Col. 20 + Col. 21 + Col. 24, not to Exceed Col. 63)	67 Net Unsecured Recoverable for Which Credit is Allowed (Col. 63 - Col. 66)	68 20% of Amount in Col. 67		
AA-3194152	INTL INDEMNITY LTD	XXX	XXX	XXX	XXX	XXX	XXX	XXX	XXX	XXX	XXX	XXX	XXX	XXX	XXX	XXX	XXX	XXX
AA-3190416	INTRA-CONTINENTAL ENSURER	XXX	XXX	XXX	XXX	XXX	XXX	XXX	XXX	XXX	XXX	XXX	XXX	XXX	XXX	XXX	XXX	XXX
AA-0009999	ION INS CO INC	XXX	XXX	XXX	XXX	XXX	XXX	XXX	XXX	XXX	XXX	XXX	XXX	XXX	XXX	XXX	XXX	XXX
AA-9689000	ION TRIAC INS. CO.	XXX	XXX	XXX	XXX	XXX	XXX	XXX	XXX	XXX	XXX	XXX	XXX	XXX	XXX	XXX	XXX	XXX
AA-3190463	IPCRE LTD	XXX	XXX	XXX	XXX	XXX	XXX	XXX	XXX	XXX	XXX	XXX	XXX	XXX	XXX	XXX	XXX	XXX
AA-2230425	IRB BRASIL RESSEGUROS SA	XXX	XXX	XXX	XXX	XXX	XXX	XXX	XXX	XXX	XXX	XXX	XXX	XXX	XXX	XXX	XXX	XXX
AA-3770115	IWLA INS. CO.	XXX	XXX	XXX	XXX	XXX	XXX	XXX	XXX	XXX	XXX	XXX	XXX	XXX	XXX	XXX	XXX	XXX
AA-3190769	JAMES DOUGLAS INS. CO.	XXX	XXX	XXX	XXX	XXX	XXX	XXX	XXX	XXX	XXX	XXX	XXX	XXX	XXX	XXX	XXX	XXX
AA-1080027	JUPITER INS LTD	XXX	XXX	XXX	XXX	XXX	XXX	XXX	XXX	XXX	XXX	XXX	XXX	XXX	XXX	XXX	XXX	XXX
AA-3190347	KANE SAC LTD	XXX	XXX	XXX	XXX	XXX	XXX	XXX	XXX	XXX	XXX	XXX	XXX	XXX	XXX	XXX	XXX	XXX
AA-1120835	KINGSCROFT INS CO LTD	XXX	XXX	XXX	XXX	XXX	XXX	XXX	XXX	XXX	XXX	XXX	XXX	XXX	XXX	XXX	XXX	XXX
AA-5420050	KOREAN RE CO	XXX	XXX	XXX	XXX	XXX	XXX	XXX	XXX	XXX	XXX	XXX	XXX	XXX	XXX	XXX	XXX	XXX
AA-1460029	KOREAN RE SWITZERLAND AG	XXX	XXX	XXX	XXX	XXX	XXX	XXX	XXX	XXX	XXX	XXX	XXX	XXX	XXX	XXX	XXX	XXX
AA-1120999	KX RE CO LTD	XXX	XXX	XXX	XXX	XXX	XXX	XXX	XXX	XXX	XXX	XXX	XXX	XXX	XXX	XXX	XXX	XXX
AA-1120066	LANCASHIRE INS. CO. (UK)	XXX	XXX	XXX	XXX	XXX	XXX	XXX	XXX	XXX	XXX	XXX	XXX	XXX	XXX	XXX	XXX	XXX
AA-3190842	LANSDOWNE INS CO LTD	XXX	XXX	XXX	XXX	XXX	XXX	XXX	XXX	XXX	XXX	XXX	XXX	XXX	XXX	XXX	XXX	XXX
AA-3190654	LASALLE RE LTD.	XXX	XXX	XXX	XXX	XXX	XXX	XXX	XXX	XXX	XXX	XXX	XXX	XXX	XXX	XXX	XXX	XXX
AA-1370048	LIBERTY MUTUAL INS EUROPE SE	XXX	XXX	XXX	XXX	XXX	XXX	XXX	XXX	XXX	XXX	XXX	XXX	XXX	XXX	XXX	XXX	XXX
AA-3190917	LIBERTY SPECIALTY MARKETS BERMUDA	XXX	XXX	XXX	XXX	XXX	XXX	XXX	XXX	XXX	XXX	XXX	XXX	XXX	XXX	XXX	XXX	XXX
AA-3191184	LIKEWISE RE LTD	XXX	XXX	XXX	XXX	XXX	XXX	XXX	XXX	XXX	XXX	XXX	XXX	XXX	XXX	XXX	XXX	XXX
AA-1120920	LIME STREET INS CO	XXX	XXX	XXX	XXX	XXX	XXX	XXX	XXX	XXX	XXX	XXX	XXX	XXX	XXX	XXX	XXX	XXX
AA-1122004	LLOYDS SYNDICATE #1681-SLATER WALKER	XXX	XXX	XXX	XXX	XXX	XXX	XXX	XXX	XXX	XXX	XXX	XXX	XXX	XXX	XXX	XXX	XXX
AA-1720092	LOCAL TAPIOLA GEN MUTUAL INS CO	XXX	XXX	XXX	XXX	XXX	XXX	XXX	XXX	XXX	XXX	XXX	XXX	XXX	XXX	XXX	XXX	XXX
AA-1120887	LONDON & EDINBURGH INS.	XXX	XXX	XXX	XXX	XXX	XXX	XXX	XXX	XXX	XXX	XXX	XXX	XXX	XXX	XXX	XXX	XXX
AA-1121134	LONDON & OVERSEAS INS. CO	XXX	XXX	XXX	XXX	XXX	XXX	XXX	XXX	XXX	XXX	XXX	XXX	XXX	XXX	XXX	XXX	XXX
AA-3191239	LUMEN RE LTD	XXX	XXX	XXX	XXX	XXX	XXX	XXX	XXX	XXX	XXX	XXX	XXX	XXX	XXX	XXX	XXX	XXX
AA-8310013	LYRA INS GUERNSEY LTD	XXX	XXX	XXX	XXX	XXX	XXX	XXX	XXX	XXX	XXX	XXX	XXX	XXX	XXX	XXX	XXX	XXX
AA-3770137	MAC CAS LTD	XXX	XXX	XXX	XXX	XXX	XXX	XXX	XXX	XXX	XXX	XXX	XXX	XXX	XXX	XXX	XXX	XXX
AA-1840610	MAPFRE ESPANA COMPANIA DE SEGUROS	XXX	XXX	XXX	XXX	XXX	XXX	XXX	XXX	XXX	XXX	XXX	XXX	XXX	XXX	XXX	XXX	XXX
AA-1842029	MAPFRE GLOBAL RISKS	XXX	XXX	XXX	XXX	XXX	XXX	XXX	XXX	XXX	XXX	XXX	XXX	XXX	XXX	XXX	XXX	XXX
AA-3190669	MARIAS FALLS INS CO LTD	XXX	XXX	XXX	XXX	XXX	XXX	XXX	XXX	XXX	XXX	XXX	XXX	XXX	XXX	XXX	XXX	XXX
AA-3190829	MARKEL BERMUDA LTD	XXX	XXX	XXX	XXX	XXX	XXX	XXX	XXX	XXX	XXX	XXX	XXX	XXX	XXX	XXX	XXX	XXX
AA-3190715	METAL WORKERS INS LTD	XXX	XXX	XXX	XXX	XXX	XXX	XXX	XXX	XXX	XXX	XXX	XXX	XXX	XXX	XXX	XXX	XXX
AA-3190261	MICHIGAN ASSUR LTD.	XXX	XXX	XXX	XXX	XXX	XXX	XXX	XXX	XXX	XXX	XXX	XXX	XXX	XXX	XXX	XXX	XXX
AA-3190588	MILESTONE INS. CO. LTD.	XXX	XXX	XXX	XXX	XXX	XXX	XXX	XXX	XXX	XXX	XXX	XXX	XXX	XXX	XXX	XXX	XXX
AA-1120980	MINSTER INS CO LTD	XXX	XXX	XXX	XXX	XXX	XXX	XXX	XXX	XXX	XXX	XXX	XXX	XXX	XXX	XXX	XXX	XXX
AA-4690615	MISR INS. CO.	XXX	XXX	XXX	XXX	XXX	XXX	XXX	XXX	XXX	XXX	XXX	XXX	XXX	XXX	XXX	XXX	XXX
AA-1580085	MIYUSUI SUMITOMO INS CO	XXX	XXX	XXX	XXX	XXX	XXX	XXX	XXX	XXX	XXX	XXX	XXX	XXX	XXX	XXX	XXX	XXX
AA-1121410	MIYUSUI SUMITOMO INS CO	XXX	XXX	XXX	XXX	XXX	XXX	XXX	XXX	XXX	XXX	XXX	XXX	XXX	XXX	XXX	XXX	XXX
AA-1320222	MMA IARD ASSUR MUTUELLES	XXX	XXX	XXX	XXX	XXX	XXX	XXX	XXX	XXX	XXX	XXX	XXX	XXX	XXX	XXX	XXX	XXX
AA-1460019	MIS AMLIN AG	XXX	XXX	XXX	XXX	XXX	XXX	XXX	XXX	XXX	XXX	XXX	XXX	XXX	XXX	XXX	XXX	XXX
AA-1340165	MUNCHENER RUECKVERSICHERUNG	XXX	XXX	XXX	XXX	XXX	XXX	XXX	XXX	XXX	XXX	XXX	XXX	XXX	XXX	XXX	XXX	XXX

ANNUAL STATEMENT FOR THE YEAR 2023 OF THE ZURICH AMERICAN INSURANCE COMPANY

SCHEDULE F - PART 3 (Continued)

Ceded Reinsurance as of December 31, Current Year (\$000 Omitted)
(Provision for Reinsurance for Certified Reinsurers)

ID Number From Col. 1	Name of Reinsurer From Col. 3	Provision for Certified Reinsurance													Complete if Col. 52 = "No"; Otherwise Enter 0			69 Provision for Overdue Reinsurance Ceded to Certified Reinsurers (Greater of [Col. 62 + Col. 65] or Col.68; not to Exceed Col. 63)
		54	55	56	57	58	59	60	61	62	63	64	65	66	67	68		
		Certified Reinsurer Rating (1 through 6)	Effective Date of Certified Reinsurer Rating	Percent Collateral Required for Full Credit (0% through 100%)	Catastrophe Recoverables Qualifying for Collateral Deferral	Net Recoverables Subject to Collateral Requirements for Full Credit (Col. 19 - Col. 57)	Dollar Amount of Collateral Required (Col. 56 * Col. 58)	Percent of Collateral Provided for Net Recoverables Subject to Collateral Requirements ([Col. 20 + Col. 21 + Col. 22 + Col. 24] / Col. 58)	Percent Credit Allowed on Net Recoverables Subject to Collateral Requirements (Col. 60 / Col. 56, not to exceed 100%)	20% of Recoverable on Paid Losses & LAE Over 90 Days Past Due Amounts in Dispute (Col. 45 * 20%)	Amount of Credit Allowed for Net Recoverables (Col. 57 + [Col. 58 * Col. 61])	Provision for Reinsurance with Certified Reinsurers Due to Collateral Deficiency (Col. 19 - Col. 63)	20% of Recoverable on Paid Losses & LAE Over 90 Days Past Due Amounts Not in Dispute (Col. 47 * 20%)	Total Collateral Provided (Col. 20 + Col. 21 + Col. 24, not to Exceed Col. 63)	Net Unsecured Recoverable for Which Credit is Allowed (Col. 63 - Col. 66)	20% of Amount in Col. 67		
AA-1120011	MUNICH REINS CO	XXX	XXX	XXX	XXX	XXX	XXX	XXX	XXX	XXX	XXX	XXX	XXX	XXX	XXX	XXX	XXX	
AA-3190120	MUTUAL REINS CO LTD	XXX	XXX	XXX	XXX	XXX	XXX	XXX	XXX	XXX	XXX	XXX	XXX	XXX	XXX	XXX	XXX	
AA-3190280	N. I. LIMITED	XXX	XXX	XXX	XXX	XXX	XXX	XXX	XXX	XXX	XXX	XXX	XXX	XXX	XXX	XXX	XXX	
AA-3770072	NAT'L ENVIRONMENTAL INS.	XXX	XXX	XXX	XXX	XXX	XXX	XXX	XXX	XXX	XXX	XXX	XXX	XXX	XXX	XXX	XXX	
AA-1129999	NATIONAL CAS OF AMERICA	XXX	XXX	XXX	XXX	XXX	XXX	XXX	XXX	XXX	XXX	XXX	XXX	XXX	XXX	XXX	XXX	
AA-3770167	NATIONAL CONTRACTORS INS CO	XXX	XXX	XXX	XXX	XXX	XXX	XXX	XXX	XXX	XXX	XXX	XXX	XXX	XXX	XXX	XXX	
AA-3774174	NATIONAL FOUNDERS INS CO	XXX	XXX	XXX	XXX	XXX	XXX	XXX	XXX	XXX	XXX	XXX	XXX	XXX	XXX	XXX	XXX	
AA-5310005	NATIONALE BORG REINS NV	XXX	XXX	XXX	XXX	XXX	XXX	XXX	XXX	XXX	XXX	XXX	XXX	XXX	XXX	XXX	XXX	
AA-1380115	NATL BORG MIJ N V	XXX	XXX	XXX	XXX	XXX	XXX	XXX	XXX	XXX	XXX	XXX	XXX	XXX	XXX	XXX	XXX	
AA-3190869	NEW CASTLE REINS. CO. LTD.	XXX	XXX	XXX	XXX	XXX	XXX	XXX	XXX	XXX	XXX	XXX	XXX	XXX	XXX	XXX	XXX	
AA-3774175	NEW CON INS. CO.	XXX	XXX	XXX	XXX	XXX	XXX	XXX	XXX	XXX	XXX	XXX	XXX	XXX	XXX	XXX	XXX	
AA-1120015	NEW HAMPSHIRE INS. CO.	XXX	XXX	XXX	XXX	XXX	XXX	XXX	XXX	XXX	XXX	XXX	XXX	XXX	XXX	XXX	XXX	
AA-5340660	NEW INDIA ASSUR CO.	XXX	XXX	XXX	XXX	XXX	XXX	XXX	XXX	XXX	XXX	XXX	XXX	XXX	XXX	XXX	XXX	
AA-3610030	NEW LONDON REINS CO LTD	XXX	XXX	XXX	XXX	XXX	XXX	XXX	XXX	XXX	XXX	XXX	XXX	XXX	XXX	XXX	XXX	
AA-3199994	NIGHTENGAL RE	XXX	XXX	XXX	XXX	XXX	XXX	XXX	XXX	XXX	XXX	XXX	XXX	XXX	XXX	XXX	XXX	
AA-1121075	NIPPON INS CO OF EUROPE	XXX	XXX	XXX	XXX	XXX	XXX	XXX	XXX	XXX	XXX	XXX	XXX	XXX	XXX	XXX	XXX	
AA-1121095	NORTH ATLANTIC INS.	XXX	XXX	XXX	XXX	XXX	XXX	XXX	XXX	XXX	XXX	XXX	XXX	XXX	XXX	XXX	XXX	
AA-3160147	NORTHERN INS CO LTD	XXX	XXX	XXX	XXX	XXX	XXX	XXX	XXX	XXX	XXX	XXX	XXX	XXX	XXX	XXX	XXX	
AA-3770125	NORTHRIDGE INS. CO.	XXX	XXX	XXX	XXX	XXX	XXX	XXX	XXX	XXX	XXX	XXX	XXX	XXX	XXX	XXX	XXX	
AA-3160161	OCEAN INTL RE CO LTD	XXX	XXX	XXX	XXX	XXX	XXX	XXX	XXX	XXX	XXX	XXX	XXX	XXX	XXX	XXX	XXX	
AA-1121135	OIC RUN-OFF LTD	XXX	XXX	XXX	XXX	XXX	XXX	XXX	XXX	XXX	XXX	XXX	XXX	XXX	XXX	XXX	XXX	
AA-3779991	OLD GUARD RE	XXX	XXX	XXX	XXX	XXX	XXX	XXX	XXX	XXX	XXX	XXX	XXX	XXX	XXX	XXX	XXX	
AA-3774173	OLYMPIC STAR INS CO LTD	XXX	XXX	XXX	XXX	XXX	XXX	XXX	XXX	XXX	XXX	XXX	XXX	XXX	XXX	XXX	XXX	
AA-8310022	ORCHID INS LTD	XXX	XXX	XXX	XXX	XXX	XXX	XXX	XXX	XXX	XXX	XXX	XXX	XXX	XXX	XXX	XXX	
AA-1422010	OSLO RE CO UK LTD	XXX	XXX	XXX	XXX	XXX	XXX	XXX	XXX	XXX	XXX	XXX	XXX	XXX	XXX	XXX	XXX	
AA-3190131	OWENS INS. LTD.	XXX	XXX	XXX	XXX	XXX	XXX	XXX	XXX	XXX	XXX	XXX	XXX	XXX	XXX	XXX	XXX	
AA-1780078	PARTNER RE EUROPE SE	XXX	XXX	XXX	XXX	XXX	XXX	XXX	XXX	XXX	XXX	XXX	XXX	XXX	XXX	XXX	XXX	
AA-1780096	PARTNER RE IRE DESIGNATED ACTIVITY	XXX	XXX	XXX	XXX	XXX	XXX	XXX	XXX	XXX	XXX	XXX	XXX	XXX	XXX	XXX	XXX	
AA-1320265	PARTNER RE SA	XXX	XXX	XXX	XXX	XXX	XXX	XXX	XXX	XXX	XXX	XXX	XXX	XXX	XXX	XXX	XXX	
AA-1789999	PHARMA INTERNATIONAL INS DAC	XXX	XXX	XXX	XXX	XXX	XXX	XXX	XXX	XXX	XXX	XXX	XXX	XXX	XXX	XXX	XXX	
AA-3191285	PICADILLY INS CO	XXX	XXX	XXX	XXX	XXX	XXX	XXX	XXX	XXX	XXX	XXX	XXX	XXX	XXX	XXX	XXX	
AA-9240019	PICC PROP & GAS CO LTD	XXX	XXX	XXX	XXX	XXX	XXX	XXX	XXX	XXX	XXX	XXX	XXX	XXX	XXX	XXX	XXX	
AA-9240065	PICC REINS CO LTD	XXX	XXX	XXX	XXX	XXX	XXX	XXX	XXX	XXX	XXX	XXX	XXX	XXX	XXX	XXX	XXX	
AA-9240027	PING AN P&C CO OF CHINA LTD	XXX	XXX	XXX	XXX	XXX	XXX	XXX	XXX	XXX	XXX	XXX	XXX	XXX	XXX	XXX	XXX	
AA-9640006	POWISZECHNY ZAKLAD UBEZPIECZEN SA	XXX	XXX	XXX	XXX	XXX	XXX	XXX	XXX	XXX	XXX	XXX	XXX	XXX	XXX	XXX	XXX	
AA-3770461	PREMIER PARTNERS GROUP LTD	XXX	XXX	XXX	XXX	XXX	XXX	XXX	XXX	XXX	XXX	XXX	XXX	XXX	XXX	XXX	XXX	
AA-3160106	PROFESSIONAL ASSOCIATES IND CO	XXX	XXX	XXX	XXX	XXX	XXX	XXX	XXX	XXX	XXX	XXX	XXX	XXX	XXX	XXX	XXX	
AA-1784104	PROSEC / PHARMACIA	XXX	XXX	XXX	XXX	XXX	XXX	XXX	XXX	XXX	XXX	XXX	XXX	XXX	XXX	XXX	XXX	
AA-1121225	PRUDENTIAL ASSUR CO.	XXX	XXX	XXX	XXX	XXX	XXX	XXX	XXX	XXX	XXX	XXX	XXX	XXX	XXX	XXX	XXX	
AA-3191298	QATAR REINS CO LTD	XXX	XXX	XXX	XXX	XXX	XXX	XXX	XXX	XXX	XXX	XXX	XXX	XXX	XXX	XXX	XXX	
AA-1240051	QBE EUROPE SA/NV	XXX	XXX	XXX	XXX	XXX	XXX	XXX	XXX	XXX	XXX	XXX	XXX	XXX	XXX	XXX	XXX	
AA-1780070	QBE REINSURANCE UK LTD	XXX	XXX	XXX	XXX	XXX	XXX	XXX	XXX	XXX	XXX	XXX	XXX	XXX	XXX	XXX	XXX	

ANNUAL STATEMENT FOR THE YEAR 2023 OF THE ZURICH AMERICAN INSURANCE COMPANY

SCHEDULE F - PART 3 (Continued)

Ceded Reinsurance as of December 31, Current Year (\$000 Omitted)
(Provision for Reinsurance for Certified Reinsurers)

ID Number From Col. 1	Name of Reinsurer From Col. 3	Provision for Certified Reinsurance													Complete if Col. 52 = "No"; Otherwise Enter 0			69 Provision for Overdue Reinsurance Ceded to Certified Reinsurers (Greater of [Col. 62 + Col. 65] or Col.68; not to Exceed Col. 63)
		54	55	56	57	58	59	60	61	62	63	64	65	66	67	68		
		Certified Reinsurer Rating (1 through 6)	Effective Date of Certified Reinsurer Rating	Percent Collateral Required for Full Credit (0% through 100%)	Catastrophe Recoverables Qualifying for Collateral Deferral	Net Recoverables Subject to Collateral Requirements for Full Credit (Col. 19 - Col. 57)	Dollar Amount of Collateral Required (Col. 56 * Col. 58)	Percent of Collateral Provided for Net Recoverables Subject to Collateral Requirements ([Col. 20 + Col. 21 + Col. 22 + Col. 24] / Col. 58)	Percent Credit Allowed on Net Recoverables Subject to Collateral Requirements (Col. 60 / Col. 56, not to exceed 100%)	20% of Recoverable on Paid Losses & LAE Over 90 Days Past Due Amounts in Dispute (Col. 45 * 20%)	Amount of Credit Allowed for Net Recoverables (Col. 57 + [Col. 58 * Col. 61])	Provision for Reinsurance with Certified Reinsurers Due to Collateral Deficiency (Col. 19 - Col. 63)	20% of Recoverable on Paid Losses & LAE Over 90 Days Past Due Amounts Not in Dispute (Col. 47 * 20%)	Total Collateral Provided (Col. 20 + Col. 21 + Col. 24, not to Exceed Col. 63)	Net Unsecured Recoverable for Which Credit is Allowed (Col. 63 - Col. 66)	20% of Amount in Col. 67		
AA-1120481	QBE UK LTD	XXX	XXX	XXX	XXX	XXX	XXX	XXX	XXX	XXX	XXX	XXX	XXX	XXX	XXX	XXX	XXX	
AA-3190545	QUEST INS SOLUTIONS LTD	XXX	XXX	XXX	XXX	XXX	XXX	XXX	XXX	XXX	XXX	XXX	XXX	XXX	XXX	XXX	XXX	
AA-1340004	R V VERSICHERUNG AG	XXX	XXX	XXX	XXX	XXX	XXX	XXX	XXX	XXX	XXX	XXX	XXX	XXX	XXX	XXX	XXX	
AA-1121280	R&Q GAMMA CO LTD	XXX	XXX	XXX	XXX	XXX	XXX	XXX	XXX	XXX	XXX	XXX	XXX	XXX	XXX	XXX	XXX	
AA-3191356	R&Q RE (BERMUDA) LTD	XXX	XXX	XXX	XXX	XXX	XXX	XXX	XXX	XXX	XXX	XXX	XXX	XXX	XXX	XXX	XXX	
AA-3770036	RAFFLES INS LTD	XXX	XXX	XXX	XXX	XXX	XXX	XXX	XXX	XXX	XXX	XXX	XXX	XXX	XXX	XXX	XXX	
AA-3774151	RAVEN INS. CO.	XXX	XXX	XXX	XXX	XXX	XXX	XXX	XXX	XXX	XXX	XXX	XXX	XXX	XXX	XXX	XXX	
AA-2730800	REASEGURADORA PATRIA SA	XXX	XXX	XXX	XXX	XXX	XXX	XXX	XXX	XXX	XXX	XXX	XXX	XXX	XXX	XXX	XXX	
AA-3191420	RED LIFE RE LTD	XXX	XXX	XXX	XXX	XXX	XXX	XXX	XXX	XXX	XXX	XXX	XXX	XXX	XXX	XXX	XXX	
AA-3774146	REMBRANDT SPC LTD	XXX	XXX	XXX	XXX	XXX	XXX	XXX	XXX	XXX	XXX	XXX	XXX	XXX	XXX	XXX	XXX	
AA-3191238	RENAISSANCE RE SPECIALTY US LTD	XXX	XXX	XXX	XXX	XXX	XXX	XXX	XXX	XXX	XXX	XXX	XXX	XXX	XXX	XXX	XXX	
AA-3191275	REG AMERICAS REINSURANCE CO LTD	XXX	XXX	XXX	XXX	XXX	XXX	XXX	XXX	XXX	XXX	XXX	XXX	XXX	XXX	XXX	XXX	
AA-1784121	REG INTERNATIONAL RE CO LTD	XXX	XXX	XXX	XXX	XXX	XXX	XXX	XXX	XXX	XXX	XXX	XXX	XXX	XXX	XXX	XXX	
AA-1560188	REG LIFE RE CO OF CANADA	XXX	XXX	XXX	XXX	XXX	XXX	XXX	XXX	XXX	XXX	XXX	XXX	XXX	XXX	XXX	XXX	
AA-1120583	RIVER RE LTD	XXX	XXX	XXX	XXX	XXX	XXX	XXX	XXX	XXX	XXX	XXX	XXX	XXX	XXX	XXX	XXX	
AA-1121270	RIVER THAMES INS CO	XXX	XXX	XXX	XXX	XXX	XXX	XXX	XXX	XXX	XXX	XXX	XXX	XXX	XXX	XXX	XXX	
AA-1120465	RIVERSTONE INS CO	XXX	XXX	XXX	XXX	XXX	XXX	XXX	XXX	XXX	XXX	XXX	XXX	XXX	XXX	XXX	XXX	
AA-1121275	ROYAL & SUN ALLIANCE INS	XXX	XXX	XXX	XXX	XXX	XXX	XXX	XXX	XXX	XXX	XXX	XXX	XXX	XXX	XXX	XXX	
AA-1720070	SAMPO INS CO PLC	XXX	XXX	XXX	XXX	XXX	XXX	XXX	XXX	XXX	XXX	XXX	XXX	XXX	XXX	XXX	XXX	
AA-5420022	SAMSUNG FIRE & MARINE INS	XXX	XXX	XXX	XXX	XXX	XXX	XXX	XXX	XXX	XXX	XXX	XXX	XXX	XXX	XXX	XXX	
AA-3191114	SATURN INS CO LTD	XXX	XXX	XXX	XXX	XXX	XXX	XXX	XXX	XXX	XXX	XXX	XXX	XXX	XXX	XXX	XXX	
AA-1121295	SCAN REINS CO	XXX	XXX	XXX	XXX	XXX	XXX	XXX	XXX	XXX	XXX	XXX	XXX	XXX	XXX	XXX	XXX	
AA-1340015	SCOR GLOBAL LIFE DEUTSCHLAND	XXX	XXX	XXX	XXX	XXX	XXX	XXX	XXX	XXX	XXX	XXX	XXX	XXX	XXX	XXX	XXX	
AA-1320158	SCOR SE	XXX	XXX	XXX	XXX	XXX	XXX	XXX	XXX	XXX	XXX	XXX	XXX	XXX	XXX	XXX	XXX	
AA-1120019	SCOR UK CO LTD	XXX	XXX	XXX	XXX	XXX	XXX	XXX	XXX	XXX	XXX	XXX	XXX	XXX	XXX	XXX	XXX	
AA-1121310	SCOTTISH LION INS. CO.	XXX	XXX	XXX	XXX	XXX	XXX	XXX	XXX	XXX	XXX	XXX	XXX	XXX	XXX	XXX	XXX	
AA-3190712	SEG INS LTD	XXX	XXX	XXX	XXX	XXX	XXX	XXX	XXX	XXX	XXX	XXX	XXX	XXX	XXX	XXX	XXX	
AA-3770462	SELECT PARTNERS GROUP LTD	XXX	XXX	XXX	XXX	XXX	XXX	XXX	XXX	XXX	XXX	XXX	XXX	XXX	XXX	XXX	XXX	
AA-3610571	SELECTA INS AND RE CO (CARRIBBEAN)	XXX	XXX	XXX	XXX	XXX	XXX	XXX	XXX	XXX	XXX	XXX	XXX	XXX	XXX	XXX	XXX	
AA-3779995	SENIOR LIVING INS CO LTD	XXX	XXX	XXX	XXX	XXX	XXX	XXX	XXX	XXX	XXX	XXX	XXX	XXX	XXX	XXX	XXX	
AA-1370046	S1 INS (EUROPE) SA	XXX	XXX	XXX	XXX	XXX	XXX	XXX	XXX	XXX	XXX	XXX	XXX	XXX	XXX	XXX	XXX	
AA-3770174	SIGNATURE INS CO	XXX	XXX	XXX	XXX	XXX	XXX	XXX	XXX	XXX	XXX	XXX	XXX	XXX	XXX	XXX	XXX	
AA-1440076	SIRIUS INTL INS	XXX	XXX	XXX	XXX	XXX	XXX	XXX	XXX	XXX	XXX	XXX	XXX	XXX	XXX	XXX	XXX	
AA-3191321	SIRIUSPOINT BERMUDA INS CO LTD	XXX	XXX	XXX	XXX	XXX	XXX	XXX	XXX	XXX	XXX	XXX	XXX	XXX	XXX	XXX	XXX	
AA-3190969	SOLUTION INS LTD	XXX	XXX	XXX	XXX	XXX	XXX	XXX	XXX	XXX	XXX	XXX	XXX	XXX	XXX	XXX	XXX	
AA-1580110	SOMPO JAPAN NIPPONKOA INS INC	XXX	XXX	XXX	XXX	XXX	XXX	XXX	XXX	XXX	XXX	XXX	XXX	XXX	XXX	XXX	XXX	
AA-1320295	SOREMA-STE.DE REASS.DES A	XXX	XXX	XXX	XXX	XXX	XXX	XXX	XXX	XXX	XXX	XXX	XXX	XXX	XXX	XXX	XXX	
AA-3770252	SOUTHERN CONSTRUCTION GRP LTD	XXX	XXX	XXX	XXX	XXX	XXX	XXX	XXX	XXX	XXX	XXX	XXX	XXX	XXX	XXX	XXX	
AA-1121360	SOVEREIGN MARINE & GEN	XXX	XXX	XXX	XXX	XXX	XXX	XXX	XXX	XXX	XXX	XXX	XXX	XXX	XXX	XXX	XXX	
AA-1122005	ST. HELEN'S INS. CO.	XXX	XXX	XXX	XXX	XXX	XXX	XXX	XXX	XXX	XXX	XXX	XXX	XXX	XXX	XXX	XXX	
AA-3190761	STELLAR INS LTD	XXX	XXX	XXX	XXX	XXX	XXX	XXX	XXX	XXX	XXX	XXX	XXX	XXX	XXX	XXX	XXX	
AA-1374101	STONEFORT RE SA	XXX	XXX	XXX	XXX	XXX	XXX	XXX	XXX	XXX	XXX	XXX	XXX	XXX	XXX	XXX	XXX	

ANNUAL STATEMENT FOR THE YEAR 2023 OF THE ZURICH AMERICAN INSURANCE COMPANY

SCHEDULE F - PART 3 (Continued)

Ceded Reinsurance as of December 31, Current Year (\$000 Omitted)
(Provision for Reinsurance for Certified Reinsurers)

ID Number From Col. 1	Name of Reinsurer From Col. 3	Provision for Certified Reinsurance													Complete if Col. 52 = "No"; Otherwise Enter 0			69 Provision for Overdue Reinsurance Ceded to Certified Reinsurers (Greater of [Col. 62 + Col. 65] or Col.68; not to Exceed Col. 63)
		54	55	56	57	58	59	60	61	62	63	64	65	66	67	68		
		Certified Reinsurer Rating (1 through 6)	Effective Date of Certified Reinsurer Rating	Percent Collateral Required for Full Credit (0% through 100%)	Catastrophe Recoverables Qualifying for Collateral Deferral	Net Recoverables Subject to Collateral Requirements for Full Credit (Col. 19 - Col. 57)	Dollar Amount of Collateral Required (Col. 56 * Col. 58)	Percent of Collateral Provided for Net Recoverables Subject to Collateral Requirements ([Col. 20 + Col. 21 + Col. 22 + Col. 24] / Col. 58)	Percent Credit Allowed on Net Recoverables Subject to Collateral Requirements (Col. 60 / Col. 56, not to exceed 100%)	20% of Recoverable on Paid Losses & LAE Over 90 Days Past Due Amounts in Dispute (Col. 45 * 20%)	Amount of Credit Allowed for Net Recoverables (Col. 57 + [Col. 58 * Col. 61])	Provision for Reinsurance with Certified Reinsurers Due to Collateral Deficiency (Col. 19 - Col. 63)	20% of Recoverable on Paid Losses & LAE Over 90 Days Past Due Amounts Not in Dispute (Col. 47 * 20%)	Total Collateral Provided (Col. 20 + Col. 21 + Col. 24, not to Exceed Col. 63)	Net Unsecured Recoverable for Which Credit is Allowed (Col. 63 - Col. 66)	20% of Amount in Col. 67		
AA-1121390	STRONGHOLD INS. CO.	XXX	XXX	XXX	XXX	XXX	XXX	XXX	XXX	XXX	XXX	XXX	XXX	XXX	XXX	XXX	XXX	
AA-1340045	SWISS GERMANY AG	XXX	XXX	XXX	XXX	XXX	XXX	XXX	XXX	XXX	XXX	XXX	XXX	XXX	XXX	XXX	XXX	
AA-1560160	SWISS RE CO CANADA	XXX	XXX	XXX	XXX	XXX	XXX	XXX	XXX	XXX	XXX	XXX	XXX	XXX	XXX	XXX	XXX	
AA-1370021	SWISS RE EUROPE SA	XXX	XXX	XXX	XXX	XXX	XXX	XXX	XXX	XXX	XXX	XXX	XXX	XXX	XXX	XXX	XXX	
AA-1370020	SWISS RE INTL SE	XXX	XXX	XXX	XXX	XXX	XXX	XXX	XXX	XXX	XXX	XXX	XXX	XXX	XXX	XXX	XXX	
AA-1460146	SWISS REINS CO LTD	XXX	XXX	XXX	XXX	XXX	XXX	XXX	XXX	XXX	XXX	XXX	XXX	XXX	XXX	XXX	XXX	
AA-1931004	SYDNEY REINS. CO. PTY. LT	XXX	XXX	XXX	XXX	XXX	XXX	XXX	XXX	XXX	XXX	XXX	XXX	XXX	XXX	XXX	XXX	
AA-5324100	TAIPIING REINS CO LTD	XXX	XXX	XXX	XXX	XXX	XXX	XXX	XXX	XXX	XXX	XXX	XXX	XXX	XXX	XXX	XXX	
AA-3191220	TELLURIDE INS LTD	XXX	XXX	XXX	XXX	XXX	XXX	XXX	XXX	XXX	XXX	XXX	XXX	XXX	XXX	XXX	XXX	
AA-3770197	TEMPORARY SERVICES INS.	XXX	XXX	XXX	XXX	XXX	XXX	XXX	XXX	XXX	XXX	XXX	XXX	XXX	XXX	XXX	XXX	
AA-1121575	TENECOM LTD	XXX	XXX	XXX	XXX	XXX	XXX	XXX	XXX	XXX	XXX	XXX	XXX	XXX	XXX	XXX	XXX	
AA-3774108	THE FOUNDATION GRP LTD.	XXX	XXX	XXX	XXX	XXX	XXX	XXX	XXX	XXX	XXX	XXX	XXX	XXX	XXX	XXX	XXX	
AA-3774126	THE INDEPENDENCE GRP LTD	XXX	XXX	XXX	XXX	XXX	XXX	XXX	XXX	XXX	XXX	XXX	XXX	XXX	XXX	XXX	XXX	
AA-3190777	THREE CROWNS INS. CO.	XXX	XXX	XXX	XXX	XXX	XXX	XXX	XXX	XXX	XXX	XXX	XXX	XXX	XXX	XXX	XXX	
AA-1460034	TOA 21ST CENTURY REINS CO LTD	XXX	XXX	XXX	XXX	XXX	XXX	XXX	XXX	XXX	XXX	XXX	XXX	XXX	XXX	XXX	XXX	
AA-1121445	TOKIO MARINE KILN INS LTD	XXX	XXX	XXX	XXX	XXX	XXX	XXX	XXX	XXX	XXX	XXX	XXX	XXX	XXX	XXX	XXX	
AA-1580100	TOKIO MARINE&NICHIDO FIRE	XXX	XXX	XXX	XXX	XXX	XXX	XXX	XXX	XXX	XXX	XXX	XXX	XXX	XXX	XXX	XXX	
AA-3190155	TRANSCON INS. LTD.	XXX	XXX	XXX	XXX	XXX	XXX	XXX	XXX	XXX	XXX	XXX	XXX	XXX	XXX	XXX	XXX	
AA-3190708	TRANSGLOBAL INS. LTD.	XXX	XXX	XXX	XXX	XXX	XXX	XXX	XXX	XXX	XXX	XXX	XXX	XXX	XXX	XXX	XXX	
AA-3191368	TRANSPORTATION REINS UNDERWRITING C	XXX	XXX	XXX	XXX	XXX	XXX	XXX	XXX	XXX	XXX	XXX	XXX	XXX	XXX	XXX	XXX	
AA-1120159	TRANSRE LONDON LTD	XXX	XXX	XXX	XXX	XXX	XXX	XXX	XXX	XXX	XXX	XXX	XXX	XXX	XXX	XXX	XXX	
AA-1121375	TRAVELERS INS. CO. LTD	XXX	XXX	XXX	XXX	XXX	XXX	XXX	XXX	XXX	XXX	XXX	XXX	XXX	XXX	XXX	XXX	
AA-1280001	TRYG INS. CO.	XXX	XXX	XXX	XXX	XXX	XXX	XXX	XXX	XXX	XXX	XXX	XXX	XXX	XXX	XXX	XXX	
AA-1120431	TUREGUM INS CO (UK)	XXX	XXX	XXX	XXX	XXX	XXX	XXX	XXX	XXX	XXX	XXX	XXX	XXX	XXX	XXX	XXX	
AA-3770526	ULTRA INS (CAYMAN), LTD	XXX	XXX	XXX	XXX	XXX	XXX	XXX	XXX	XXX	XXX	XXX	XXX	XXX	XXX	XXX	XXX	
AA-1420080	UNI MUTUAL GENERAL INS.	XXX	XXX	XXX	XXX	XXX	XXX	XXX	XXX	XXX	XXX	XXX	XXX	XXX	XXX	XXX	XXX	
AA-1121480	UNIONAMERICA INS CO LTD	XXX	XXX	XXX	XXX	XXX	XXX	XXX	XXX	XXX	XXX	XXX	XXX	XXX	XXX	XXX	XXX	
AA-3771163	UNITED TRADES INS. CO.	XXX	XXX	XXX	XXX	XXX	XXX	XXX	XXX	XXX	XXX	XXX	XXX	XXX	XXX	XXX	XXX	
AA-3190580	UNIVERSAL RE BERMUDA	XXX	XXX	XXX	XXX	XXX	XXX	XXX	XXX	XXX	XXX	XXX	XXX	XXX	XXX	XXX	XXX	
AA-1460006	VALIDUS RE (SWITZERLAND) LTD	XXX	XXX	XXX	XXX	XXX	XXX	XXX	XXX	XXX	XXX	XXX	XXX	XXX	XXX	XXX	XXX	
AA-3190870	VALIDUS RE LTD	XXX	XXX	XXX	XXX	XXX	XXX	XXX	XXX	XXX	XXX	XXX	XXX	XXX	XXX	XXX	XXX	
AA-3770282	VALLEY INDEMNITY LTD	XXX	XXX	XXX	XXX	XXX	XXX	XXX	XXX	XXX	XXX	XXX	XXX	XXX	XXX	XXX	XXX	
AA-3191432	VANTAGE RISK LTD	XXX	XXX	XXX	XXX	XXX	XXX	XXX	XXX	XXX	XXX	XXX	XXX	XXX	XXX	XXX	XXX	
AA-1460175	VERITAS RUCKVERSICHERUNGS	XXX	XXX	XXX	XXX	XXX	XXX	XXX	XXX	XXX	XXX	XXX	XXX	XXX	XXX	XXX	XXX	
AA-1420147	VESTA REINS. A/S	XXX	XXX	XXX	XXX	XXX	XXX	XXX	XXX	XXX	XXX	XXX	XXX	XXX	XXX	XXX	XXX	
AA-3774134	VISION INS. CO.	XXX	XXX	XXX	XXX	XXX	XXX	XXX	XXX	XXX	XXX	XXX	XXX	XXX	XXX	XXX	XXX	
AA-1780111	VITAL BLUE INS DAC	XXX	XXX	XXX	XXX	XXX	XXX	XXX	XXX	XXX	XXX	XXX	XXX	XXX	XXX	XXX	XXX	
AA-1121525	WALBROOK INS CO	XXX	XXX	XXX	XXX	XXX	XXX	XXX	XXX	XXX	XXX	XXX	XXX	XXX	XXX	XXX	XXX	
AA-1120740	WASA INTL (UK) INS CO	XXX	XXX	XXX	XXX	XXX	XXX	XXX	XXX	XXX	XXX	XXX	XXX	XXX	XXX	XXX	XXX	
AA-3194184	WHIRLPOOL INS. CO. LTD.	XXX	XXX	XXX	XXX	XXX	XXX	XXX	XXX	XXX	XXX	XXX	XXX	XXX	XXX	XXX	XXX	
AA-3770335	WILDCAT ENERGY INS LTD.	XXX	XXX	XXX	XXX	XXX	XXX	XXX	XXX	XXX	XXX	XXX	XXX	XXX	XXX	XXX	XXX	
AA-1120386	WORLD AUXILIARY INS.	XXX	XXX	XXX	XXX	XXX	XXX	XXX	XXX	XXX	XXX	XXX	XXX	XXX	XXX	XXX	XXX	

25.20

ANNUAL STATEMENT FOR THE YEAR 2023 OF THE ZURICH AMERICAN INSURANCE COMPANY

SCHEDULE F - PART 3 (Continued)

Ceded Reinsurance as of December 31, Current Year (\$000 Omitted)
(Provision for Reinsurance for Certified Reinsurers)

ID Number From Col. 1	Name of Reinsurer From Col. 3	Provision for Certified Reinsurance													Complete if Col. 52 = "No"; Otherwise Enter 0			69 Provision for Overdue Reinsurance Ceded to Certified Reinsurers (Greater of [Col. 62 + Col. 65] or Col.68; not to Exceed Col. 63)
		54	55	56	57	58	59	60	61	62	63	64	65	66	67	68		
		Certified Reinsurer Rating (1 through 6)	Effective Date of Certified Reinsurer Rating	Percent Collateral Required for Full Credit (0% through 100%)	Catastrophe Recoverables Qualifying for Collateral Deferral	Net Recoverables Subject to Collateral Requirements for Full Credit (Col. 19 - Col. 57)	Dollar Amount of Collateral Required (Col. 56 * Col. 58)	Percent of Collateral Provided for Net Recoverables Subject to Collateral Requirements ([Col. 20 + Col. 21 + Col. 24] / Col. 58)	Percent Credit Allowed on Net Recoverables Subject to Collateral Requirements (Col. 60 / Col. 56, not to exceed 100%)	20% of Recoverable on Paid Losses & LAE Over 90 Days Past Due Amounts in Dispute (Col. 45 * 20%)	Amount of Credit Allowed for Net Recoverables (Col. 57 + [Col. 58 * Col. 61])	Provision for Reinsurance with Certified Reinsurers Due to Collateral Deficiency (Col. 19 - Col. 63)	20% of Recoverable on Paid Losses & LAE Over 90 Days Past Due Amounts Not in Dispute (Col. 47 * 20%)	Total Collateral Provided (Col. 20 + Col. 21 + Col. 24, not to Exceed Col. 63)	Net Unsecured Recoverable for Which Credit is Allowed (Col. 63 - Col. 66)	20% of Amount in Col. 67		
AA-3190487	WIRENFORD INS CO	XXX	XXX	XXX	XXX	XXX	XXX	XXX	XXX	XXX	XXX	XXX	XXX	XXX	XXX	XXX	XXX	
AA-3191315	XL BERMUDA LTD	XXX	XXX	XXX	XXX	XXX	XXX	XXX	XXX	XXX	XXX	XXX	XXX	XXX	XXX	XXX	XXX	
AA-1121547	XL INS CO SE	XXX	XXX	XXX	XXX	XXX	XXX	XXX	XXX	XXX	XXX	XXX	XXX	XXX	XXX	XXX	XXX	
AA-1780072	XL RE EUROPE LTD	XXX	XXX	XXX	XXX	XXX	XXX	XXX	XXX	XXX	XXX	XXX	XXX	XXX	XXX	XXX	XXX	
AA-9610003	ZAVAROVANICA TRIGLAV D D	XXX	XXX	XXX	XXX	XXX	XXX	XXX	XXX	XXX	XXX	XXX	XXX	XXX	XXX	XXX	XXX	
AA-1120515	ZURICH LEGACY SOLUTIONS SERVICES UK	XXX	XXX	XXX	XXX	XXX	XXX	XXX	XXX	XXX	XXX	XXX	XXX	XXX	XXX	XXX	XXX	
2699999	Total Unauthorized - Other Non-U.S. Insurers			XXX	XXX	XXX	XXX	XXX	XXX	XXX	XXX	XXX	XXX	XXX	XXX	XXX	XXX	
2899999	Total Unauthorized Excluding Protected Cells (Sum of 2299999, 2399999, 2499999, 2599999 and 2699999)			XXX	XXX	XXX	XXX	XXX	XXX	XXX	XXX	XXX	XXX	XXX	XXX	XXX	XXX	
36-4233459	EFFECTS OF INTERCOMPANY POOLING (FOOTNOTE #26)	1	12/31/2023						100.0								1	
2999999	Total Certified - Affiliates - U.S. Intercompany Pooling			XXX				XXX	XXX								1	
3299999	Total Certified - Affiliates - U.S. Non-Pool			XXX				XXX	XXX									
3599999	Total Certified - Affiliates - Other (Non-U.S.)			XXX				XXX	XXX									
3699999	Total Certified - Affiliates			XXX				XXX	XXX								1	
CR-3194128	ALLIED WORLD ASSUR CO	4	07/01/2011	50.0		29	14	28,010.9	100.0		29							
CR-3194126	ARCH REINS LTD	3	07/01/2011	20.0		40	8	20.0	100.0		40							
CR-1460018	CATLIN RE SWITZERLAND LTD	2	01/01/2020	10.0		160	16	100.0	100.0		160	7	160				7	
CR-1460018	CATLIN RE SWITZERLAND LTD	3	01/01/2017	20.0		158	32	2,645.8	100.0		158	5	158				5	
CR-3190770	CHUBB TEMPEST RE LTD	2	01/01/2011	10.0		56	6	185.5	100.0		56							
CR-3194122	DAVINCI REINS LTD	4	01/01/2019	50.0		508	254	50.0	100.0		508							
CR-3194101	EVEREST RE BERMUDA LTD	3	07/01/2012	20.0		136,609	27,322	20.0	100.0		136,609							
CR-3190060	HANNOVER RE BERMUDA LTD	3	01/01/2011	20.0		66	13	20.0	100.0		66							
CR-3190060	HANNOVER RE BERMUDA LTD	2	09/18/2012	10.0		7,782	778	29.1	100.0		7,782							
CR-1340125	HANNOVER RUECK SE	3	01/01/2011	20.0		27	5	20.0	100.0		27							
CR-1340125	HANNOVER RUECK SE	2	09/18/2012	10.0		54,225	5,423	10.0	100.0		54,225	1						
CR-3190875	HISCOX INS CO (BERMUDA) LTD	3	07/01/2011	20.0		2,705	541	123.4	100.0		2,705							
CR-3190829	MARKEL BERMUDA LTD	4	07/01/2011	50.0				1,995,330.8	100.0									
CR-1340165	MUNCHENER RUECKVERSICHERUNGS	2	07/01/2015	10.0		224,082	22,408	10.0	100.0		224,082							
CR-1460100	NEW REINSURANCE COMPANY LTD	2	07/01/2018	10.0														
CR-3190686	PARTNER RE CO LTD	3	01/01/2011	20.0		322	64	20.0	100.0		322							
CR-1780078	PARTNER RE EUROPE SE	3	07/01/2020	20.0		506	101	20.0	100.0		506							
CR-1460023	RENAISSANCE RE EUROPE AG	3	07/01/2011	20.0		1,912	382	20.0	100.0		1,912	19					19	
CR-3190339	RENAISSANCE RE LTD	3	01/01/2019	20.0		1,407	281	20.0	100.0		1,407							
CR-1460146	SWISS REINS CO LTD	3	01/01/2011	20.0		74	15	20.0	100.0		74							
CR-1460146	SWISS REINS CO LTD	2	07/01/2014	10.0		196,954	19,695	10.0	100.0		196,954	57					57	
CR-1120159	TRANSRE LONDON LTD	3	07/01/2014	20.0		(1)												
CR-3191315	XL BERMUDA LTD	3	01/01/2011	20.0		80	16	0.2	0.9		1	79						
CR-3191315	XL BERMUDA LTD	2	11/24/2020	10.0														
CR-1780072	XL RE EUROPE LTD	2	01/01/2022	10.0		1,582	158	769.2	100.0		1,582							
4099999	Total Certified - Other Non-U.S. Insurers			XXX		629,285	77,534	XXX	XXX		629,206	80	88	318			88	
4299999	Total Certified Excluding Protected Cells (Sum of 3699999, 3799999, 3899999, 3999999 and 4099999)			XXX		629,285	77,534	XXX	XXX		629,206	80	88	318			89	

25.21

ANNUAL STATEMENT FOR THE YEAR 2023 OF THE ZURICH AMERICAN INSURANCE COMPANY

SCHEDULE F - PART 3 (Continued)

Ceded Reinsurance as of December 31, Current Year (\$000 Omitted)
(Provision for Reinsurance for Certified Reinsurers)

ID Number From Col. 1	Name of Reinsurer From Col. 3	Provision for Certified Reinsurance													Complete if Col. 52 = "No"; Otherwise Enter 0			69 Provision for Overdue Reinsurance Ceded to Certified Reinsurers (Greater of [Col. 62 + Col. 65] or Col.68; not to Exceed Col. 63)
		54	55	56	57	58	59	60	61	62	63	64	65	66	67	68		
		Certified Reinsurer Rating (1 through 6)	Effective Date of Certified Reinsurer Rating	Percent Collateral Required for Full Credit (0% through 100%)	Catastrophe Recoverables Qualifying for Collateral Deferral	Net Recoverables Subject to Collateral Requirements for Full Credit (Col. 19 - Col. 57)	Dollar Amount of Collateral Required (Col. 56 * Col. 58)	Percent of Collateral Provided for Net Recoverables Subject to Collateral Requirements ([Col. 20 + Col. 22 + Col. 24] / Col. 58)	Percent Credit Allowed on Net Recoverables Subject to Collateral Requirements (Col. 60 / Col. 56, not to exceed 100%)	20% of Recoverable on Paid Losses & LAE Over 90 Days Past Due Amounts in Dispute (Col. 45 * 20%)	Amount of Credit Allowed for Net Recoverables (Col. 57 + [Col. 58 * Col. 61])	Provision for Reinsurance with Certified Reinsurers Due to Collateral Deficiency (Col. 19 - Col. 63)	20% of Recoverable on Paid Losses & LAE Over 90 Days Past Due Amounts Not in Dispute (Col. 47 * 20%)	Total Collateral Provided (Col. 20 + Col. 21 + Col. 22 + Col. 24, not to Exceed Col. 63)	Net Unsecured Recoverable for Which Credit is Allowed (Col. 63 - Col. 66)	20% of Amount in Col. 67		
36-4233459	EFFECTS OF INTERCOMPANY POOLING (FOOTNOTE #26)	XXX	XXX	XXX	XXX	XXX	XXX	XXX	XXX	XXX	XXX	XXX	XXX	XXX	XXX	XXX	XXX	XXX
4399999	Total Reciprocal Jurisdiction - Affiliates - U.S. Intercompany Pooling			XXX	XXX	XXX	XXX	XXX	XXX	XXX	XXX	XXX	XXX	XXX	XXX	XXX	XXX	XXX
4699999	Total Reciprocal Jurisdiction - Affiliates - U.S. Non-Pool			XXX	XXX	XXX	XXX	XXX	XXX	XXX	XXX	XXX	XXX	XXX	XXX	XXX	XXX	XXX
RJ-3190947	ZURICH GLOBAL LTD	XXX	XXX	XXX	XXX	XXX	XXX	XXX	XXX	XXX	XXX	XXX	XXX	XXX	XXX	XXX	XXX	XXX
RJ-1460190	ZURICH INS CO - GCIE	XXX	XXX	XXX	XXX	XXX	XXX	XXX	XXX	XXX	XXX	XXX	XXX	XXX	XXX	XXX	XXX	XXX
4899999	Total Reciprocal Jurisdiction - Affiliates - Other (Non-U.S.) - Other			XXX	XXX	XXX	XXX	XXX	XXX	XXX	XXX	XXX	XXX	XXX	XXX	XXX	XXX	XXX
4999999	Total Reciprocal Jurisdiction - Affiliates - Other (Non-U.S.)			XXX	XXX	XXX	XXX	XXX	XXX	XXX	XXX	XXX	XXX	XXX	XXX	XXX	XXX	XXX
5099999	Total Reciprocal Jurisdiction - Affiliates			XXX	XXX	XXX	XXX	XXX	XXX	XXX	XXX	XXX	XXX	XXX	XXX	XXX	XXX	XXX
RJ-3194128	ALLIED WORLD ASSUR CO	XXX	XXX	XXX	XXX	XXX	XXX	XXX	XXX	XXX	XXX	XXX	XXX	XXX	XXX	XXX	XXX	XXX
RJ-3194126	ARCH REINS LTD	XXX	XXX	XXX	XXX	XXX	XXX	XXX	XXX	XXX	XXX	XXX	XXX	XXX	XXX	XXX	XXX	XXX
RJ-3191352	ASCOT BERMUDA LTD	XXX	XXX	XXX	XXX	XXX	XXX	XXX	XXX	XXX	XXX	XXX	XXX	XXX	XXX	XXX	XXX	XXX
RJ-3194168	ASPEN BERMUDA LTD	XXX	XXX	XXX	XXX	XXX	XXX	XXX	XXX	XXX	XXX	XXX	XXX	XXX	XXX	XXX	XXX	XXX
RJ-3191435	CONDUIT REINS LTD	XXX	XXX	XXX	XXX	XXX	XXX	XXX	XXX	XXX	XXX	XXX	XXX	XXX	XXX	XXX	XXX	XXX
RJ-1120191	CONVEX INS UK LTD	XXX	XXX	XXX	XXX	XXX	XXX	XXX	XXX	XXX	XXX	XXX	XXX	XXX	XXX	XXX	XXX	XXX
RJ-3191400	CONVEX RE LTD	XXX	XXX	XXX	XXX	XXX	XXX	XXX	XXX	XXX	XXX	XXX	XXX	XXX	XXX	XXX	XXX	XXX
RJ-3194122	DAVINCI REINS LTD	XXX	XXX	XXX	XXX	XXX	XXX	XXX	XXX	XXX	XXX	XXX	XXX	XXX	XXX	XXX	XXX	XXX
RJ-1340028	DEVK (DEVK RUCKVERSICHERUNGS UND BE	XXX	XXX	XXX	XXX	XXX	XXX	XXX	XXX	XXX	XXX	XXX	XXX	XXX	XXX	XXX	XXX	XXX
RJ-3194101	EVEREST RE BERMUDA LTD	XXX	XXX	XXX	XXX	XXX	XXX	XXX	XXX	XXX	XXX	XXX	XXX	XXX	XXX	XXX	XXX	XXX
RJ-3191437	GROUP ARK INS LTD	XXX	XXX	XXX	XXX	XXX	XXX	XXX	XXX	XXX	XXX	XXX	XXX	XXX	XXX	XXX	XXX	XXX
RJ-3190060	HANNOVER RE BERMUDA LTD	XXX	XXX	XXX	XXX	XXX	XXX	XXX	XXX	XXX	XXX	XXX	XXX	XXX	XXX	XXX	XXX	XXX
RJ-1340125	HANNOVER RUECK SE	XXX	XXX	XXX	XXX	XXX	XXX	XXX	XXX	XXX	XXX	XXX	XXX	XXX	XXX	XXX	XXX	XXX
RJ-3190875	HISCOX INS CO (BERMUDA) LTD	XXX	XXX	XXX	XXX	XXX	XXX	XXX	XXX	XXX	XXX	XXX	XXX	XXX	XXX	XXX	XXX	XXX
RJ-3190871	LANCASHIRE INS. CO. LTD.	XXX	XXX	XXX	XXX	XXX	XXX	XXX	XXX	XXX	XXX	XXX	XXX	XXX	XXX	XXX	XXX	XXX
RJ-3190917	LIBERTY SPECIALTY MARKETS BERMUDA	XXX	XXX	XXX	XXX	XXX	XXX	XXX	XXX	XXX	XXX	XXX	XXX	XXX	XXX	XXX	XXX	XXX
RJ-1127084	LLOYDS SYNDICATE #1084	XXX	XXX	XXX	XXX	XXX	XXX	XXX	XXX	XXX	XXX	XXX	XXX	XXX	XXX	XXX	XXX	XXX
RJ-1127183	LLOYDS SYNDICATE #1183	XXX	XXX	XXX	XXX	XXX	XXX	XXX	XXX	XXX	XXX	XXX	XXX	XXX	XXX	XXX	XXX	XXX
RJ-1120085	LLOYDS SYNDICATE #1274	XXX	XXX	XXX	XXX	XXX	XXX	XXX	XXX	XXX	XXX	XXX	XXX	XXX	XXX	XXX	XXX	XXX
RJ-1127301	LLOYDS SYNDICATE #1301	XXX	XXX	XXX	XXX	XXX	XXX	XXX	XXX	XXX	XXX	XXX	XXX	XXX	XXX	XXX	XXX	XXX
RJ-1127414	LLOYDS SYNDICATE #1414	XXX	XXX	XXX	XXX	XXX	XXX	XXX	XXX	XXX	XXX	XXX	XXX	XXX	XXX	XXX	XXX	XXX
RJ-1120102	LLOYDS SYNDICATE #1458	XXX	XXX	XXX	XXX	XXX	XXX	XXX	XXX	XXX	XXX	XXX	XXX	XXX	XXX	XXX	XXX	XXX
RJ-1120197	LLOYDS SYNDICATE #1609-ASTA MANAGIN	XXX	XXX	XXX	XXX	XXX	XXX	XXX	XXX	XXX	XXX	XXX	XXX	XXX	XXX	XXX	XXX	XXX
RJ-1120198	LLOYDS SYNDICATE #1618	XXX	XXX	XXX	XXX	XXX	XXX	XXX	XXX	XXX	XXX	XXX	XXX	XXX	XXX	XXX	XXX	XXX
RJ-1120171	LLOYDS SYNDICATE #1856	XXX	XXX	XXX	XXX	XXX	XXX	XXX	XXX	XXX	XXX	XXX	XXX	XXX	XXX	XXX	XXX	XXX
RJ-1120054	LLOYDS SYNDICATE #1886	XXX	XXX	XXX	XXX	XXX	XXX	XXX	XXX	XXX	XXX	XXX	XXX	XXX	XXX	XXX	XXX	XXX
RJ-1120083	LLOYDS SYNDICATE #1910	XXX	XXX	XXX	XXX	XXX	XXX	XXX	XXX	XXX	XXX	XXX	XXX	XXX	XXX	XXX	XXX	XXX
RJ-1128001	LLOYDS SYNDICATE #2001	XXX	XXX	XXX	XXX	XXX	XXX	XXX	XXX	XXX	XXX	XXX	XXX	XXX	XXX	XXX	XXX	XXX
RJ-1128003	LLOYDS SYNDICATE #2003	XXX	XXX	XXX	XXX	XXX	XXX	XXX	XXX	XXX	XXX	XXX	XXX	XXX	XXX	XXX	XXX	XXX
RJ-1128010	LLOYDS SYNDICATE #2010	XXX	XXX	XXX	XXX	XXX	XXX	XXX	XXX	XXX	XXX	XXX	XXX	XXX	XXX	XXX	XXX	XXX
RJ-1128623	LLOYDS SYNDICATE #2623	XXX	XXX	XXX	XXX	XXX	XXX	XXX	XXX	XXX	XXX	XXX	XXX	XXX	XXX	XXX	XXX	XXX
RJ-1128791	LLOYDS SYNDICATE #2791	XXX	XXX	XXX	XXX	XXX	XXX	XXX	XXX	XXX	XXX	XXX	XXX	XXX	XXX	XXX	XXX	XXX
RJ-1128987	LLOYDS SYNDICATE #2987	XXX	XXX	XXX	XXX	XXX	XXX	XXX	XXX	XXX	XXX	XXX	XXX	XXX	XXX	XXX	XXX	XXX

25.22

ANNUAL STATEMENT FOR THE YEAR 2023 OF THE ZURICH AMERICAN INSURANCE COMPANY

SCHEDULE F - PART 3 (Continued)

Ceded Reinsurance as of December 31, Current Year (\$000 Omitted)
(Provision for Reinsurance for Certified Reinsurers)

ID Number From Col. 1	Name of Reinsurer From Col. 3	Provision for Certified Reinsurance													Complete if Col. 52 = "No"; Otherwise Enter 0			69 Provision for Overdue Reinsurance Ceded to Certified Reinsurers (Greater of [Col. 62 + Col. 65] or Col.68; not to Exceed Col. 63)
		54	55	56	57	58	59	60	61	62	63	64	65	66	67	68		
		Certified Reinsurer Rating (1 through 6)	Effective Date of Certified Reinsurer Rating	Percent Collateral Required for Full Credit (0% through 100%)	Catastrophe Recoverables Qualifying for Collateral Deferral	Net Recoverables Subject to Collateral Requirements for Full Credit (Col. 19 - Col. 57)	Dollar Amount of Collateral Required (Col. 56 * Col. 58)	Percent of Collateral Provided for Net Recoverables Subject to Collateral Requirements ([Col. 20 + Col. 21 + Col. 22 + Col. 24] / Col. 58)	Percent Credit Allowed on Net Recoverables Subject to Collateral Requirements (Col. 60 / Col. 56, not to exceed 100%)	20% of Recoverable on Paid Losses & LAE Over 90 Days Past Due Amounts in Dispute (Col. 45 * 20%)	Amount of Credit Allowed for Net Recoverables (Col. 57 + [Col. 58 * Col. 61])	Provision for Reinsurance with Certified Reinsurers Due to Collateral Deficiency (Col. 19 - Col. 63)	20% of Recoverable on Paid Losses & LAE Over 90 Days Past Due Amounts Not in Dispute (Col. 47 * 20%)	Total Collateral Provided (Col. 20 + Col. 21 + Col. 24, not to Exceed Col. 63)	Net Unsecured Recoverable for Which Credit is Allowed (Col. 63 - Col. 66)	20% of Amount in Col. 67		
RJ-1129000	LLOYDS SYNDICATE #3000	XXX	XXX	XXX	XXX	XXX	XXX	XXX	XXX	XXX	XXX	XXX	XXX	XXX	XXX	XXX	XXX	
RJ-1126033	LLOYDS SYNDICATE #33	XXX	XXX	XXX	XXX	XXX	XXX	XXX	XXX	XXX	XXX	XXX	XXX	XXX	XXX	XXX	XXX	
RJ-1120116	LLOYDS SYNDICATE #3902	XXX	XXX	XXX	XXX	XXX	XXX	XXX	XXX	XXX	XXX	XXX	XXX	XXX	XXX	XXX	XXX	
RJ-1126005	LLOYDS SYNDICATE #4000	XXX	XXX	XXX	XXX	XXX	XXX	XXX	XXX	XXX	XXX	XXX	XXX	XXX	XXX	XXX	XXX	
RJ-1120075	LLOYDS SYNDICATE #4020	XXX	XXX	XXX	XXX	XXX	XXX	XXX	XXX	XXX	XXX	XXX	XXX	XXX	XXX	XXX	XXX	
RJ-1126004	LLOYDS SYNDICATE #4444	XXX	XXX	XXX	XXX	XXX	XXX	XXX	XXX	XXX	XXX	XXX	XXX	XXX	XXX	XXX	XXX	
RJ-1126006	LLOYDS SYNDICATE #4472	XXX	XXX	XXX	XXX	XXX	XXX	XXX	XXX	XXX	XXX	XXX	XXX	XXX	XXX	XXX	XXX	
RJ-1120090	LLOYDS SYNDICATE #4711	XXX	XXX	XXX	XXX	XXX	XXX	XXX	XXX	XXX	XXX	XXX	XXX	XXX	XXX	XXX	XXX	
RJ-1126566	LLOYDS SYNDICATE #566	XXX	XXX	XXX	XXX	XXX	XXX	XXX	XXX	XXX	XXX	XXX	XXX	XXX	XXX	XXX	XXX	
RJ-1126623	LLOYDS SYNDICATE #623	XXX	XXX	XXX	XXX	XXX	XXX	XXX	XXX	XXX	XXX	XXX	XXX	XXX	XXX	XXX	XXX	
RJ-1840000	MAPFRE RE CIA DE REASEGUROS	XXX	XXX	XXX	XXX	XXX	XXX	XXX	XXX	XXX	XXX	XXX	XXX	XXX	XXX	XXX	XXX	
RJ-1460019	MS AMLIN AG	XXX	XXX	XXX	XXX	XXX	XXX	XXX	XXX	XXX	XXX	XXX	XXX	XXX	XXX	XXX	XXX	
RJ-1340165	MUNCHENER RUECKVERSICHERUNGS	XXX	XXX	XXX	XXX	XXX	XXX	XXX	XXX	XXX	XXX	XXX	XXX	XXX	XXX	XXX	XXX	
RJ-1460100	NEW REINSURANCE COMPANY LTD.	XXX	XXX	XXX	XXX	XXX	XXX	XXX	XXX	XXX	XXX	XXX	XXX	XXX	XXX	XXX	XXX	
RJ-3190686	PARTNER RE CO LTD	XXX	XXX	XXX	XXX	XXX	XXX	XXX	XXX	XXX	XXX	XXX	XXX	XXX	XXX	XXX	XXX	
RJ-1780078	PARTNER RE EUROPE SE	XXX	XXX	XXX	XXX	XXX	XXX	XXX	XXX	XXX	XXX	XXX	XXX	XXX	XXX	XXX	XXX	
RJ-1460023	RENAISSANCE RE EUROPE AG	XXX	XXX	XXX	XXX	XXX	XXX	XXX	XXX	XXX	XXX	XXX	XXX	XXX	XXX	XXX	XXX	
RJ-3190339	RENAISSANCE RE LTD	XXX	XXX	XXX	XXX	XXX	XXX	XXX	XXX	XXX	XXX	XXX	XXX	XXX	XXX	XXX	XXX	
RJ-1320158	SCOR SE	XXX	XXX	XXX	XXX	XXX	XXX	XXX	XXX	XXX	XXX	XXX	XXX	XXX	XXX	XXX	XXX	
RJ-1460146	SWISS REINS CO LTD	XXX	XXX	XXX	XXX	XXX	XXX	XXX	XXX	XXX	XXX	XXX	XXX	XXX	XXX	XXX	XXX	
RJ-1120159	TRANSRE LONDON LTD	XXX	XXX	XXX	XXX	XXX	XXX	XXX	XXX	XXX	XXX	XXX	XXX	XXX	XXX	XXX	XXX	
RJ-1460006	VALIDUS RE (SWITZERLAND) LTD	XXX	XXX	XXX	XXX	XXX	XXX	XXX	XXX	XXX	XXX	XXX	XXX	XXX	XXX	XXX	XXX	
RJ-3190870	VALIDUS RE LTD	XXX	XXX	XXX	XXX	XXX	XXX	XXX	XXX	XXX	XXX	XXX	XXX	XXX	XXX	XXX	XXX	
RJ-3191388	VERMEER RE LTD	XXX	XXX	XXX	XXX	XXX	XXX	XXX	XXX	XXX	XXX	XXX	XXX	XXX	XXX	XXX	XXX	
RJ-3191315	XL BERMUDA LTD	XXX	XXX	XXX	XXX	XXX	XXX	XXX	XXX	XXX	XXX	XXX	XXX	XXX	XXX	XXX	XXX	
5499999	Total Reciprocal Jurisdiction - Other Non-U.S. Insurers			XXX	XXX	XXX	XXX	XXX	XXX	XXX	XXX	XXX	XXX	XXX	XXX	XXX	XXX	
5699999	Total Reciprocal Jurisdiction Excluding Protected Cells (Sum of 5099999, 5199999, 5299999, 5399999 and 5499999)			XXX	XXX	XXX	XXX	XXX	XXX	XXX	XXX	XXX	XXX	XXX	XXX	XXX	XXX	
5799999	Total Authorized, Unauthorized, Reciprocal Jurisdiction and Certified Excluding Protected Cells (Sum of 1499999, 2899999, 4299999 and 5699999)			XXX		629,285	77,534	XXX	XXX		629,206	80	88	318			89	
5899999	Total Protected Cells (Sum of 1399999, 2799999, 4199999 and 5599999)			XXX				XXX	XXX									
9999999	Totals			XXX		629,285	77,534	XXX	XXX		629,206	80	88	318			89	

25.23

ANNUAL STATEMENT FOR THE YEAR 2023 OF THE ZURICH AMERICAN INSURANCE COMPANY

SCHEDULE F - PART 3 (Continued)

Ceded Reinsurance as of December 31, Current Year (\$000 Omitted)
(Total Provision for Reinsurance)

ID Number From Col. 1	Name of Reinsurer From Col. 3	70 20% of Recoverable on Paid Losses & LAE Over 90 Days past Due Amounts Not in Dispute (Col. 47 * 20%)	Provision for Unauthorized Reinsurance		Provision for Overdue Authorized and Reciprocal Jurisdiction Reinsurance		Total Provision for Reinsurance			
			71 Provision for Reinsurance with Unauthorized Reinsurers Due to Collateral Deficiency (Col. 26)	72 Provision for Overdue Reinsurance from Unauthorized Reinsurers and Amounts in Dispute (Col. 70 + 20% of the Amount in Col. 16)	73 Complete if Col. 52 = "Yes"; Otherwise Enter 0 20% of Recoverable on Paid Losses & LAE Over 90 Days Past Due Amounts Not in Dispute + 20% of Amounts in Dispute ([Col. 47 * 20%] + [Col. 45 * 20%])	74 Complete if Col. 52 = "No"; Otherwise Enter 0 Greater of 20% of Net Recoverable Net of Funds Held & Collateral, or 20% of Recoverable on Paid Losses & LAE Over 90 Days Past Due (Greater of Col. 26 * 20% or Cols. [40 + 41] * 20%)	75 Provision for Amounts Ceded to Authorized and Reciprocal Reinsurers (Cols. 73 + 74)	76 Provision for Amounts Ceded to Unauthorized Reinsurers (Cols. 71 + 72 Not in Excess of Col. 15)	77 Provision for Amounts Ceded to Certified Reinsurers (Cols. 64 + 69)	78 Total Provision for Reinsurance (Cols. 75 + 76 + 77)
36-6071400 ..	AMERICAN GUARANTY & LIABILITY INSURANCE COMPANY	2,581	XXX	XXX				XXX	XXX	
36-3141762 ..	AMERICAN ZURICH INSURANCE COMPANY	109	XXX	XXX				XXX	XXX	
52-1096670 ..	COLONIAL AMERICAN CASUALTY & SURETY		XXX	XXX				XXX	XXX	
36-4233459 ..	EFFECTS OF INTERCOMPANY POOLING (FOOTNOTE #26)		XXX	XXX	361	4,893	5,253	XXX	XXX	5,253
47-6022701 ..	EMPIRE FIRE & MARINE INSURANCE		XXX	XXX				XXX	XXX	
73-6091717 ..	EMPIRE INDEMNITY INSURANCE COMPANY		XXX	XXX				XXX	XXX	
13-3046577 ..	FIDELITY & DEPOSIT COMPANY OF MARYLAND	17	XXX	XXX				XXX	XXX	
41-1375004 ..	RURAL COMMUNITY INSURANCE COMPANY		XXX	XXX				XXX	XXX	
52-0981481 ..	STEADFAST INSURANCE COMPANY	554	XXX	XXX				XXX	XXX	
43-1249228 ..	UNIVERSAL UNDERWRITERS INSURANCE COMPANY	281	XXX	XXX				XXX	XXX	
36-3139101 ..	UNIVERSAL UNDERWRITERS OF TEXAS		XXX	XXX				XXX	XXX	
36-4233459 ..	ZURICH AMERICAN INSURANCE COMPANY		XXX	XXX				XXX	XXX	
36-2781080 ..	ZURICH AMERICAN INSURANCE COMPANY OF ILLINOIS		XXX	XXX				XXX	XXX	
0199999	Total Authorized - Affiliates - U.S. Intercompany Pooling	3,541	XXX	XXX	361	4,893	5,253	XXX	XXX	5,253
36-6071400 ..	AMERICAN GUARANTY & LIABILITY INSURANCE COMPANY		XXX	XXX				XXX	XXX	
13-3046577 ..	FIDELITY & DEPOSIT COMPANY OF MARYLAND		XXX	XXX				XXX	XXX	
52-0981481 ..	STEADFAST INSURANCE COMPANY		XXX	XXX				XXX	XXX	
95-2575892 ..	TRUCK INSURANCE EXCHANGE		XXX	XXX				XXX	XXX	
43-1249228 ..	UNIVERSAL UNDERWRITERS INSURANCE COMPANY		XXX	XXX				XXX	XXX	
36-4233459 ..	ZURICH AMERICAN INSURANCE COMPANY		XXX	XXX				XXX	XXX	
0399999	Total Authorized - Affiliates - U.S. Non-Pool - Other		XXX	XXX				XXX	XXX	
0499999	Total Authorized - Affiliates - U.S. Non-Pool		XXX	XXX				XXX	XXX	
0799999	Total Authorized - Affiliates - Other (Non-U.S.)		XXX	XXX				XXX	XXX	
0899999	Total Authorized - Affiliates	3,541	XXX	XXX	361	4,893	5,253	XXX	XXX	5,253
95-2371728 ..	ACE AMERICAN INS CO		XXX	XXX				XXX	XXX	
06-0237820 ..	ACE PROPERTY AND CASUALTY	54	XXX	XXX	64		64	XXX	XXX	64
75-1940467 ..	ACIG INS CO		XXX	XXX				XXX	XXX	
36-6033855 ..	AGCS MARINE INS CO		XXX	XXX				XXX	XXX	
02-0309086 ..	AIG SPECIALTY INS CO		XXX	XXX				XXX	XXX	
95-3187355 ..	ALLIANZ GLOBAL RISKS US INS CO	1	XXX	XXX	1		1	XXX	XXX	1
94-6078058 ..	ALLIANZ REINS AMERICA INC		XXX	XXX				XXX	XXX	
95-4387273 ..	ALLIED WORLD ASSUR CO US INC		XXX	XXX				XXX	XXX	
06-1182357 ..	ALLIED WORLD INS CO		XXX	XXX				XXX	XXX	
36-0719665 ..	ALLSTATE INS. CO.		XXX	XXX				XXX	XXX	
36-2661954 ..	AMERICAN AGRICULTURAL INS CO		XXX	XXX				XXX	XXX	
52-2048110 ..	AMERICAN ALTERNATIVE INS		XXX	XXX				XXX	XXX	
59-0593886 ..	AMERICAN BANKERS INS. CO.		XXX	XXX				XXX	XXX	
13-5124990 ..	AMERICAN HOME ASSUR CO.	1	XXX	XXX		19	19	XXX	XXX	19
35-0145400 ..	AMERICAN STATES INS.		XXX	XXX				XXX	XXX	
35-0145825 ..	AMERICAN UNITED LIFE INS.		XXX	XXX				XXX	XXX	

ANNUAL STATEMENT FOR THE YEAR 2023 OF THE ZURICH AMERICAN INSURANCE COMPANY

SCHEDULE F - PART 3 (Continued)

Ceded Reinsurance as of December 31, Current Year (\$000 Omitted)
(Total Provision for Reinsurance)

ID Number From Col. 1	Name of Reinsurer From Col. 3	70 20% of Recoverable on Paid Losses & LAE Over 90 Days past Due Amounts Not in Dispute (Col. 47 * 20%)	Provision for Unauthorized Reinsurance		Provision for Overdue Authorized and Reciprocal Jurisdiction Reinsurance		Total Provision for Reinsurance				
			71	72	73	74	75	76	77	78	
			Provision for Reinsurance with Unauthorized Reinsurers Due to Collateral Deficiency (Col. 26)	Provision for Overdue Reinsurance from Unauthorized Reinsurers and Amounts in Dispute (Col. 70 + 20% of the Amount in Col. 16)	Complete if Col. 52 = "Yes"; Otherwise Enter 0	Complete if Col. 52 = "No"; Otherwise Enter 0	Provision for Amounts Ceded to Authorized and Reciprocal Reinsurers (Cols. 73 + 74)	Provision for Amounts Ceded to Unauthorized Reinsurers (Cols. 71 + 72 Not in Excess of Col. 15)	Provision for Amounts Ceded to Certified Reinsurers (Cols. 64 + 69)	Total Provision for Reinsurance (Cols. 75 + 76 + 77)	
38-0829210	AMERISURE MUTUAL INS.		XXX	XXX					XXX	XXX	
43-0990710	ARCH INS. CO.	1	XXX	XXX		10	10	XXX	XXX		10
06-1430254	ARCH REINS. CO.		XXX	XXX				XXX	XXX		
94-1390273	ARGONAUT INS. CO.		XXX	XXX				XXX	XXX		
13-5358230	ARROWOOD IND CO		XXX	XXX				XXX	XXX		
84-0583213	ASCOT INS CO		XXX	XXX				XXX	XXX		
75-2344200	ASPEN AMER INS CO	9	XXX	XXX		2,705	2,705	XXX	XXX		2,705
13-4934590	ATLANTIC MUTUAL INS		XXX	XXX				XXX	XXX		
39-1338397	AXIS INS CO		XXX	XXX		86	86	XXX	XXX		86
51-0434766	AXIS REINS CO	70	XXX	XXX	70			XXX	XXX		70
23-1502700	BEDIVERE INS CO	12	XXX	XXX		17	17	XXX	XXX		17
47-0574325	BERKLEY INS CO	31	XXX	XXX	31			XXX	XXX		31
43-1432586	BERKLEY REGIONAL INS CO		XXX	XXX				XXX	XXX		
51-0400307	BERKSHIRE HATHAWAY DIRECT INS CO		XXX	XXX				XXX	XXX		
63-0202590	BERKSHIRE HATHAWAY SPECIALTY INS CO		XXX	XXX				XXX	XXX		
23-1620930	BONDSMAN INSURANCE CO.		XXX	XXX				XXX	XXX		
13-1701424	CA COMP CAS CO		XXX	XXX				XXX	XXX		
23-2044256	CANADA LIFE REINS CO		XXX	XXX				XXX	XXX		
39-0971527	CAPITOL INDEMNITY CORP.		XXX	XXX				XXX	XXX		
13-3531373	CERITY INSURANCE COMPANY	10	XXX	XXX		212	212	XXX	XXX		212
52-0266645	CLARENDON NATL	10	XXX	XXX	10			XXX	XXX		10
98-0033230	CODAN INS CO		XXX	XXX				XXX	XXX		
36-2994662	COLISEUM RE CO		XXX	XXX		10	10	XXX	XXX		10
06-0303370	CONNECTICUT GENERAL LIFE		XXX	XXX				XXX	XXX		
36-2114545	CONTINENTAL CASUALTY INS		XXX	XXX				XXX	XXX		
31-1191023	CONTINENTAL IND CO		XXX	XXX				XXX	XXX		
13-5010440	CONTINENTAL INS CO		XXX	XXX				XXX	XXX		
91-6027360	DAIRYLAND AMERICAN INS CO		XXX	XXX				XXX	XXX		
61-0654823	DELTA AMERICA REINS.		XXX	XXX				XXX	XXX		
13-2725603	DOMINION INS. CO.		XXX	XXX				XXX	XXX		
38-2145898	DORINCO REINS CO		XXX	XXX				XXX	XXX		
39-0264050	EMPLOYERS INS OF WA	1	XXX	XXX	1			XXX	XXX		1
42-0234980	EMPLOYERS MUTUAL CASUALTY		XXX	XXX				XXX	XXX		
03-0350908	ENDURANCE AMER INS CO		XXX	XXX				XXX	XXX		
35-2293075	ENDURANCE ASSURANCE CORP		XXX	XXX				XXX	XXX		
25-6038677	ERIE INS EXCHANGE		XXX	XXX				XXX	XXX		
36-2950161	EVANSTON INS CO		XXX	XXX				XXX	XXX		
22-2660372	EVEREST NATIONAL INS CO		XXX	XXX				XXX	XXX		
22-2005057	EVEREST REINS CO	2	XXX	XXX	2			XXX	XXX		2
23-2153760	EXCALIBUR RE CORP		XXX	XXX				XXX	XXX		
05-0316605	FACTORY MUTUAL INS CO		XXX	XXX				XXX	XXX		

ANNUAL STATEMENT FOR THE YEAR 2023 OF THE ZURICH AMERICAN INSURANCE COMPANY

SCHEDULE F - PART 3 (Continued)

Ceded Reinsurance as of December 31, Current Year (\$000 Omitted)
(Total Provision for Reinsurance)

ID Number From Col. 1	Name of Reinsurer From Col. 3	70 20% of Recoverable on Paid Losses & LAE Over 90 Days past Due Amounts Not in Dispute (Col. 47 * 20%)	Provision for Unauthorized Reinsurance		Provision for Overdue Authorized and Reciprocal Jurisdiction Reinsurance		Total Provision for Reinsurance				
			71	72	73	74	75	76	77	78	
			Provision for Reinsurance with Unauthorized Reinsurers Due to Collateral Deficiency (Col. 26)	Provision for Overdue Reinsurance from Unauthorized Reinsurers and Amounts in Dispute (Col. 70 + 20% of the Amount in Col. 16)	Complete if Col. 52 = "Yes"; Otherwise Enter 0	Complete if Col. 52 = "No"; Otherwise Enter 0	Provision for Amounts Ceded to Authorized and Reciprocal Reinsurers (Cols. 73 + 74)	Provision for Amounts Ceded to Unauthorized Reinsurers (Cols. 71 + 72 Not in Excess of Col. 15)	Provision for Amounts Ceded to Certified Reinsurers (Cols. 64 + 69)	Total Provision for Reinsurance (Cols. 75 + 76 + 77)	
13-3333610	FAIR AMERICAN INS & RE CO		XXX	XXX					XXX	XXX	
13-2915260	FARMERS GROUP P&C INS. CO.		XXX	XXX					XXX	XXX	
13-1963496	FEDERAL INS CO	11	XXX	XXX		444	444	XXX	XXX	XXX	444
13-2710717	FINANCIAL GUAR INS. CO.		XXX	XXX				XXX	XXX	XXX	
06-1325038	FINIAL RE CO		XXX	XXX				XXX	XXX	XXX	
94-1610280	FIREMAN'S FUND INS		XXX	XXX				XXX	XXX	XXX	
04-1867050	FIRST ALLMERICA FIN LIFE		XXX	XXX				XXX	XXX	XXX	
43-1898350	FLETCHER REINSURANCE COMPANY		XXX	XXX				XXX	XXX	XXX	
13-2673100	GENERAL RE CORP	20	XXX	XXX	20		20	XXX	XXX	XXX	20
13-2572994	GENERAL RE LIFE CORP		XXX	XXX				XXX	XXX	XXX	
13-3029255	GENERAL SECURITY NATL INS CO		XXX	XXX				XXX	XXX	XXX	
13-1958482	GENERAL STAR NATIONAL INSURANCE CO	5	XXX	XXX		5	5	XXX	XXX	XXX	5
13-5617450	GENERALI (US BRANCH)	1	XXX	XXX		144	144	XXX	XXX	XXX	144
13-6107326	GLOBAL REINS CORP		XXX	XXX				XXX	XXX	XXX	
13-5009848	GLOBAL REINS CORP OF AMERICA		XXX	XXX				XXX	XXX	XXX	
31-0501234	GREAT AMERICAN INS.	30	XXX	XXX		289	289	XXX	XXX	XXX	289
95-1479095	GREENWICH INS. CO.	10	XXX	XXX		22	22	XXX	XXX	XXX	22
13-5123390	GUARDIAN LIFE INS CO OF AMER		XXX	XXX				XXX	XXX	XXX	
42-0645088	GUIDEONE MUTUAL INS.		XXX	XXX				XXX	XXX	XXX	
59-2859797	HANNOVER LIFE REASSUR		XXX	XXX				XXX	XXX	XXX	
13-5129825	HANOVER INS. CO.		XXX	XXX				XXX	XXX	XXX	
06-0383750	HARTFORD FIRE INS CO		XXX	XXX				XXX	XXX	XXX	
06-0384680	HARTFORD STEAM & BOILER		XXX	XXX				XXX	XXX	XXX	
30-0409219	HDI GLOBAL INSURANCE CO		XXX	XXX				XXX	XXX	XXX	
74-1296673	HIGHLANDS INS CO		XXX	XXX				XXX	XXX	XXX	
52-1568827	HOMELAND INS CO OF NY		XXX	XXX				XXX	XXX	XXX	
59-1027412	HORACE MANN INS. CO.		XXX	XXX				XXX	XXX	XXX	
20-8249009	HOUSTON SPECIALTY INS CO		XXX	XXX				XXX	XXX	XXX	
52-1739109	HYUNDAI MARINE & FIRE INS		XXX	XXX				XXX	XXX	XXX	
13-3077651	ICM INSURANCE CO		XXX	XXX				XXX	XXX	XXX	
06-1016108	IND INS CO OF NORTH AMER		XXX	XXX				XXX	XXX	XXX	
06-1346380	INDIAN HARBOR INS CO		XXX	XXX				XXX	XXX	XXX	
13-5339725	INS CORP OF NEW YORK		XXX	XXX				XXX	XXX	XXX	
23-0723970	INS. CO. OF NORTH AMERICA		XXX	XXX	20		20	XXX	XXX	XXX	20
36-2259886	INTERSTATE FIRE & CASUALTY CO	8	XXX	XXX	8		8	XXX	XXX	XXX	8
41-0121640	IRONSHORE IND INC		XXX	XXX				XXX	XXX	XXX	
22-2227331	LIBERTY INS U/W INC		XXX	XXX				XXX	XXX	XXX	
04-1924000	LIBERTY MUT FIRE INS CO		XXX	XXX				XXX	XXX	XXX	
04-1543470	LIBERTY MUTUAL INS		XXX	XXX				XXX	XXX	XXX	
23-1503749	LIFE INS CO OF N.A.		XXX	XXX				XXX	XXX	XXX	
36-1410470	LUMBERMENS MUTUAL CASUALT		XXX	XXX				XXX	XXX	XXX	

ANNUAL STATEMENT FOR THE YEAR 2023 OF THE ZURICH AMERICAN INSURANCE COMPANY

SCHEDULE F - PART 3 (Continued)

Ceded Reinsurance as of December 31, Current Year (\$000 Omitted)
(Total Provision for Reinsurance)

ID Number From Col. 1	Name of Reinsurer From Col. 3	70 20% of Recoverable on Paid Losses & LAE Over 90 Days past Due Amounts Not in Dispute (Col. 47 * 20%)	Provision for Unauthorized Reinsurance		Provision for Overdue Authorized and Reciprocal Jurisdiction Reinsurance		Total Provision for Reinsurance				
			71	72	73	74	75	76	77	78	
			Provision for Reinsurance with Unauthorized Reinsurers Due to Collateral Deficiency (Col. 26)	Provision for Overdue Reinsurance from Unauthorized Reinsurers and Amounts in Dispute (Col. 70 + 20% of the Amount in Col. 16)	Complete if Col. 52 = "Yes"; Otherwise Enter 0	Complete if Col. 52 = "No"; Otherwise Enter 0	Provision for Amounts Ceded to Authorized and Reciprocal Jurisdiction Reinsurers (Cols. 73 + 74)	Provision for Amounts Ceded to Unauthorized Reinsurers (Cols. 71 + 72 Not in Excess of Col. 15)	Provision for Amounts Ceded to Certified Reinsurers (Cols. 64 + 69)	Total Provision for Reinsurance (Cols. 75 + 76 + 77)	
36-3347420	MAPFRE INS CO		XXX	XXX					XXX	XXX	
06-1481194	MARKEL GLOBAL RE CO		XXX	XXX					XXX	XXX	
36-3101262	MARKEL INS CO		XXX	XXX					XXX	XXX	
35-0506406	MEDICAL PROTECTIVE CO		XXX	XXX					XXX	XXX	
13-1916653	MIDLAND INS. CO.		XXX	XXX					XXX	XXX	
00-0000159	MISC REINSURANCE		XXX	XXX					XXX	XXX	
00-0000002	MISC REINSURANCE		XXX	XXX					XXX	XXX	
22-3818012	MITSUMI SUMITOMO INS CO		XXX	XXX					XXX	XXX	
38-0855585	MOTORS INS. CORP.	15	XXX	XXX			15	15	XXX	XXX	15
36-3985972	MISIG SPECIALTY INS USA INC	12	XXX	XXX			15	15	XXX	XXX	15
13-4924125	MUNICH RE AMERICA		XXX	XXX					XXX	XXX	
13-1614399	MUTUAL OF AMER LIFE INS CO		XXX	XXX					XXX	XXX	
06-0493340	NASSAU LIFE INSURANCE CO		XXX	XXX					XXX	XXX	
47-0355979	NAT'L INDEMNITY CO.		XXX	XXX					XXX	XXX	
38-0865250	NATIONAL CASUALTY CO	39	XXX	XXX			140	140	XXX	XXX	140
36-2403971	NATIONAL LIAB & FIRE INS CO	7	XXX	XXX			16	16	XXX	XXX	16
31-4177100	NATIONWIDE MUT INS CO		XXX	XXX					XXX	XXX	
25-0687550	NATL UNION FIRE INS CO OF PITTS	1	XXX	XXX	1			1	XXX	XXX	1
13-3138390	NAVIGATORS INS CO		XXX	XXX					XXX	XXX	
06-1053492	NEW ENGLAND REINS CO		XXX	XXX					XXX	XXX	
02-0172170	NEW HAMPSHIRE INS. CO.		XXX	XXX					XXX	XXX	
22-2187459	NEW JERSEY REINS. CO.		XXX	XXX					XXX	XXX	
42-0791985	NORTHEASTERN INS OF HART		XXX	XXX					XXX	XXX	
41-6009967	NORTHLAND INS. CO.		XXX	XXX					XXX	XXX	
47-0698507	ODYSSEY RE CO		XXX	XXX					XXX	XXX	
25-0410420	OLD REPUBLIC INS. CO.		XXX	XXX					XXX	XXX	
23-0959220	PA LUMBERMENS MUT INS	2	XXX	XXX			2	2	XXX	XXX	2
95-1078160	PACIFIC INDEMNITY CO.		XXX	XXX					XXX	XXX	
04-1590940	PARTNER RE AMER INS CO		XXX	XXX					XXX	XXX	
13-3031176	PARTNER RE CO OF US		XXX	XXX					XXX	XXX	
13-2919779	PEERLESS INDEMNITY INS CO		XXX	XXX					XXX	XXX	
23-1642962	PENNSYLVANIA MANUFACTURER		XXX	XXX					XXX	XXX	
36-3030511	PRAETORIAN INS. CO.		XXX	XXX					XXX	XXX	
05-0204450	PROVIDENCE WASHINGTON INS		XXX	XXX					XXX	XXX	
47-0900851	PXC, INC.		XXX	XXX					XXX	XXX	
23-1641984	QBE RE CORP	7	XXX	XXX	7			7	XXX	XXX	7
23-1740414	R&Q REINS CO		XXX	XXX					XXX	XXX	
23-0580680	RELIANCE INS. CO.		XXX	XXX					XXX	XXX	
41-0451140	RELIASTAR LIFE INS CO	10	XXX	XXX	10			10	XXX	XXX	10
30-0703280	RENAISSANCE RE EUROPE AG USB		XXX	XXX					XXX	XXX	
52-1952955	RENAISSANCE REINS US INC		XXX	XXX					XXX	XXX	

ANNUAL STATEMENT FOR THE YEAR 2023 OF THE ZURICH AMERICAN INSURANCE COMPANY

SCHEDULE F - PART 3 (Continued)

Ceded Reinsurance as of December 31, Current Year (\$000 Omitted)
(Total Provision for Reinsurance)

ID Number From Col. 1	Name of Reinsurer From Col. 3	70 20% of Recoverable on Paid Losses & LAE Over 90 Days past Due Amounts Not in Dispute (Col. 47 * 20%)	Provision for Unauthorized Reinsurance		Provision for Overdue Authorized and Reciprocal Jurisdiction Reinsurance		Total Provision for Reinsurance				
			71	72	73	74	75	76	77	78	
			Provision for Reinsurance with Unauthorized Reinsurers Due to Collateral Deficiency (Col. 26)	Provision for Overdue Reinsurance from Unauthorized Reinsurers and Amounts in Dispute (Col. 70 + 20% of the Amount in Col. 16)	Complete if Col. 52 = "Yes"; Otherwise Enter 0	Complete if Col. 52 = "No"; Otherwise Enter 0	Provision for Amounts Ceded to Authorized and Reciprocal Jurisdiction Reinsurers (Cols. 73 + 74)	Provision for Amounts Ceded to Unauthorized Reinsurers (Cols. 71 + 72 Not in Excess of Col. 15)	Provision for Amounts Ceded to Certified Reinsurers (Cols. 64 + 69)	Total Provision for Reinsurance (Cols. 75 + 76 + 77)	
86-0274508	REPWEST INS CO		XXX	XXX					XXX	XXX	
43-1235868	PGA REINS. CO.		XXX	XXX					XXX	XXX	
37-0915434	RLI INS CO		XXX	XXX					XXX	XXX	
16-0366830	RSUI IND CO		XXX	XXX					XXX	XXX	
13-3126819	SCOR GLOBAL LIFE USA RE CO		XXX	XXX					XXX	XXX	
75-1444207	SCOR REINS CO	29	XXX	XXX	29			29	XXX	XXX	29
39-0333950	SENTRY INSURANCE		XXX	XXX					XXX	XXX	
59-2048400	SERVICE AMERICAN IND CO		XXX	XXX					XXX	XXX	
13-2997499	SIRIUS AMERICA INS CO	20	XXX	XXX		20		20	XXX	XXX	20
13-2554270	SOMPO AMERICA INS CO		XXX	XXX					XXX	XXX	
02-0537812	SOMPO AMERICA FAM INS CO		XXX	XXX					XXX	XXX	
04-1027270	SPARTA INS HOLDINGS		XXX	XXX					XXX	XXX	
41-0406890	ST PAUL FIRE & MARINE INS	16	XXX	XXX	16			16	XXX	XXX	16
13-5679267	STANDARD SEC LIFE INS		XXX	XXX					XXX	XXX	
75-1670124	STARR IND & LIAB CO.	2	XXX	XXX	2			2	XXX	XXX	2
31-4316080	STATE AUTO MUTUAL INS.		XXX	XXX					XXX	XXX	
37-0533080	STATE FARM FIRE & CAS		XXX	XXX					XXX	XXX	
14-6013200	STATE INS. FUND DISABILITY BENEFITS		XXX	XXX					XXX	XXX	
75-1980552	STATE NATIONAL INS CO INC		XXX	XXX					XXX	XXX	
02-0311919	SWISS RE CORP SOLUTIONS AMERICA INS		XXX	XXX					XXX	XXX	
13-3440360	SWISS RE CORPORATE SOL ELITE INS CO		XXX	XXX					XXX	XXX	
06-0839705	SWISS RE LIFE & HEALTH AMER INC		XXX	XXX					XXX	XXX	
13-1675535	SWISS REINS AMERICAN CORP	59	XXX	XXX	59			59	XXX	XXX	59
94-1517098	TIG INS. CO.	6	XXX	XXX		275		275	XXX	XXX	275
13-2918573	TOA-RE INS CO OF AMERICA	9	XXX	XXX		11		11	XXX	XXX	11
13-4032666	TOKIO MARINE AMER INS CO	2	XXX	XXX	2			2	XXX	XXX	2
31-4423946	TRANSAMERICA CAS INS CO		XXX	XXX					XXX	XXX	
13-5616275	TRANSATLANTIC RE CO		XXX	XXX	11			11	XXX	XXX	11
06-0566050	TRAVELERS INDEMNITY CO		XXX	XXX					XXX	XXX	
06-1286274	TRAVELERS P&C INS CO	39	XXX	XXX		148		148	XXX	XXX	148
06-1117063	TRENWICK AMERICA REINS		XXX	XXX					XXX	XXX	
52-0515280	U.S. FIDELITY & GUARANTY CO		XXX	XXX					XXX	XXX	
47-0547953	UNION INS. CO.	2	XXX	XXX		14		14	XXX	XXX	14
13-1423090	UNION LABOR LIFE INS.		XXX	XXX					XXX	XXX	
13-5459190	UNITED STATES FIRE INS CO		XXX	XXX					XXX	XXX	
13-5460208	UNITRIN PREFERRED INS CO		XXX	XXX					XXX	XXX	
02-0349547	US INTL REINS CO		XXX	XXX					XXX	XXX	
92-0040526	WESTCHESTER FIRE INS CO		XXX	XXX					XXX	XXX	
48-0921045	WESTPORT INSURANCE CORP.	6	XXX	XXX	6			6	XXX	XXX	6
75-6017952	XL INS AMER INC	9	XXX	XXX		675		675	XXX	XXX	675
13-3787296	XL INS. CO. OF NY		XXX	XXX					XXX	XXX	

ANNUAL STATEMENT FOR THE YEAR 2023 OF THE ZURICH AMERICAN INSURANCE COMPANY

SCHEDULE F - PART 3 (Continued)

Ceded Reinsurance as of December 31, Current Year (\$000 Omitted)
(Total Provision for Reinsurance)

ID Number From Col. 1	Name of Reinsurer From Col. 3	70 20% of Recoverable on Paid Losses & LAE Over 90 Days past Due Amounts Not in Dispute (Col. 47 * 20%)	Provision for Unauthorized Reinsurance		Provision for Overdue Authorized and Reciprocal Jurisdiction Reinsurance		Total Provision for Reinsurance				
			71	72	73	74	75	76	77	78	
			Provision for Reinsurance with Unauthorized Reinsurers Due to Collateral Deficiency (Col. 26)	Provision for Overdue Reinsurance from Unauthorized Reinsurers and Amounts in Dispute (Col. 70 + 20% of the Amount in Col. 16)	Complete if Col. 52 = "Yes"; Otherwise Enter 0	Complete if Col. 52 = "No"; Otherwise Enter 0	Provision for Amounts Ceded to Authorized and Reciprocal Jurisdiction Reinsurers (Cols. 73 + 74)	Provision for Amounts Ceded to Unauthorized Reinsurers (Cols. 71 + 72 Not in Excess of Col. 15)	Provision for Amounts Ceded to Certified Reinsurers (Cols. 64 + 69)	Total Provision for Reinsurance (Cols. 75 + 76 + 77)	
13-1290712 .. XL REINS. AMERICA INS.		10	XXX	XXX		13		13	XXX	XXX	13
85-0277191 .. XL SPECIALTY INS CO			XXX	XXX					XXX	XXX	
0999999. Total Authorized - Other U.S. Unaffiliated Insurers		591	XXX	XXX		385	5,296	5,681	XXX	XXX	5,681
AA-9991310 .. FLORIDA HURRICANE/CAT. FU			XXX	XXX					XXX	XXX	
AA-9991500 .. ILLINOIS MINE SUBSIDENCE			XXX	XXX					XXX	XXX	
AA-9991501 .. INDIANA MINE SUBSIDENCE			XXX	XXX					XXX	XXX	
AA-9991502 .. KENTUCKY MINE SUBSIDENCE			XXX	XXX					XXX	XXX	
AA-9991159 .. MICHIGAN CATASTROPHIC CLASH			XXX	XXX					XXX	XXX	
AA-9992118 .. NATIONAL WORKERS COMP POOL			XXX	XXX					XXX	XXX	
AA-9991506 .. W VIRGINIA MINE SUBSIDENCE			XXX	XXX					XXX	XXX	
41-1357750 .. WORKERS COMP REINS ASSOC			XXX	XXX					XXX	XXX	
1099999. Total Authorized - Pools - Mandatory Pools			XXX	XXX					XXX	XXX	
AA-9995000 .. AMERICAN ACC. REINS. GRP I			XXX	XXX					XXX	XXX	
AA-9995004 .. AMERICAN EXCESS INS.			XXX	XXX					XXX	XXX	
AA-9995005 .. AMERICAN HULL INS			XXX	XXX			3	3	XXX	XXX	3
AA-9995010 .. AMERICAN NUCLEAR LIABILITY			XXX	XXX					XXX	XXX	
AA-9995022 .. EXCESS & CASUALTY REINS	902		XXX	XXX			2,165	2,165	XXX	XXX	2,165
AA-9995050 .. PINEHURST ACC. REINS. GRP			XXX	XXX					XXX	XXX	
AA-9993217 .. THE MAIDEN LANE SYNDICATE	6		XXX	XXX			39	39	XXX	XXX	39
AA-9993225 .. THE SOUTH PLACE SYNDICATE	6		XXX	XXX			39	39	XXX	XXX	39
AA-9993229 .. WATER STREET SYNDICATE IN	3		XXX	XXX			16	16	XXX	XXX	16
1199999. Total Authorized - Pools - Voluntary Pools		918	XXX	XXX			2,262	2,262	XXX	XXX	2,262
AA-1120337 .. ASPEN INS. UK LTD.	43		XXX	XXX		43		43	XXX	XXX	43
AA-1120355 .. CX REINS CO LTD			XXX	XXX					XXX	XXX	
AA-3194122 .. DAVINCI REINS LTD			XXX	XXX					XXX	XXX	
AA-1340125 .. HANNOVER RUECK SE	43		XXX	XXX		43		43	XXX	XXX	43
AA-3190871 .. LANCASHIRE INS. CO. LTD.			XXX	XXX					XXX	XXX	
AA-1122000 .. LLOYDS OF LONDON			XXX	XXX					XXX	XXX	
AA-1127003 .. LLOYDS SYNDICATE #1003			XXX	XXX					XXX	XXX	
AA-1127007 .. LLOYDS SYNDICATE #1007			XXX	XXX					XXX	XXX	
AA-1127027 .. LLOYDS SYNDICATE #1027			XXX	XXX					XXX	XXX	
AA-1127036 .. LLOYDS SYNDICATE #1036			XXX	XXX					XXX	XXX	
AA-1127084 .. LLOYDS SYNDICATE #1084			XXX	XXX					XXX	XXX	
AA-1127096 .. LLOYDS SYNDICATE #1096			XXX	XXX					XXX	XXX	
AA-1127101 .. LLOYDS SYNDICATE #1101			XXX	XXX					XXX	XXX	
AA-1126112 .. LLOYDS SYNDICATE #112			XXX	XXX					XXX	XXX	
AA-1127141 .. LLOYDS SYNDICATE #1141			XXX	XXX					XXX	XXX	
AA-1127165 .. LLOYDS SYNDICATE #1165			XXX	XXX					XXX	XXX	
AA-1127173 .. LLOYDS SYNDICATE #1173			XXX	XXX					XXX	XXX	
AA-1127183 .. LLOYDS SYNDICATE #1183	51		XXX	XXX		51		51	XXX	XXX	51

ANNUAL STATEMENT FOR THE YEAR 2023 OF THE ZURICH AMERICAN INSURANCE COMPANY

SCHEDULE F - PART 3 (Continued)

Ceded Reinsurance as of December 31, Current Year (\$000 Omitted)
(Total Provision for Reinsurance)

ID Number From Col. 1	Name of Reinsurer From Col. 3	70 20% of Recoverable on Paid Losses & LAE Over 90 Days past Due Amounts Not in Dispute (Col. 47 * 20%)	Provision for Unauthorized Reinsurance		Provision for Overdue Authorized and Reciprocal Jurisdiction Reinsurance		Total Provision for Reinsurance			
			71	72	73	74	75	76	77	78
			Provision for Reinsurance with Unauthorized Reinsurers Due to Collateral Deficiency (Col. 26)	Provision for Overdue Reinsurance from Unauthorized Reinsurers and Amounts in Dispute (Col. 70 + 20% of the Amount in Col. 16)	Complete if Col. 52 = "Yes"; Otherwise Enter 0	Complete if Col. 52 = "No"; Otherwise Enter 0	Provision for Amounts Ceded to Authorized and Reciprocal Reinsurers (Cols. 73 + 74)	Provision for Amounts Ceded to Unauthorized Reinsurers (Cols. 71 + 72 Not in Excess of Col. 15)	Provision for Amounts Ceded to Certified Reinsurers (Cols. 64 + 69)	Total Provision for Reinsurance (Cols. 75 + 76 + 77)
AA-1127185	LLOYDS SYNDICATE #1185		XXX	XXX				XXX	XXX	
AA-1127200	LLOYDS SYNDICATE #1200		XXX	XXX				XXX	XXX	
AA-1127206	LLOYDS SYNDICATE #1206		XXX	XXX				XXX	XXX	
AA-1127209	LLOYDS SYNDICATE #1209		XXX	XXX				XXX	XXX	
AA-1127212	LLOYDS SYNDICATE #1212		XXX	XXX				XXX	XXX	
AA-1127215	LLOYDS SYNDICATE #1215		XXX	XXX				XXX	XXX	
AA-1127218	LLOYDS SYNDICATE #1218		XXX	XXX				XXX	XXX	
AA-1127221	LLOYDS SYNDICATE #1221		XXX	XXX				XXX	XXX	
AA-1127223	LLOYDS SYNDICATE #1223		XXX	XXX				XXX	XXX	
AA-1127225	LLOYDS SYNDICATE #1225	1	XXX	XXX		1	1	XXX	XXX	1
AA-1127241	LLOYDS SYNDICATE #1241		XXX	XXX				XXX	XXX	
AA-1127243	LLOYDS SYNDICATE #1243		XXX	XXX				XXX	XXX	
AA-1120085	LLOYDS SYNDICATE #1274		XXX	XXX				XXX	XXX	
AA-1127301	LLOYDS SYNDICATE #1301	31	XXX	XXX		31	31	XXX	XXX	31
AA-1126138	LLOYDS SYNDICATE #138		XXX	XXX				XXX	XXX	
AA-1127400	LLOYDS SYNDICATE #1400		XXX	XXX				XXX	XXX	
AA-1127414	LLOYDS SYNDICATE #1414		XXX	XXX				XXX	XXX	
AA-1120102	LLOYDS SYNDICATE #1458		XXX	XXX				XXX	XXX	
AA-1120169	LLOYDS SYNDICATE #1492		XXX	XXX				XXX	XXX	
AA-1120198	LLOYDS SYNDICATE #1618		XXX	XXX				XXX	XXX	
AA-1120156	LLOYDS SYNDICATE #1686		XXX	XXX				XXX	XXX	
AA-1120157	LLOYDS SYNDICATE #1729		XXX	XXX				XXX	XXX	
AA-1126173	LLOYDS SYNDICATE #173		XXX	XXX				XXX	XXX	
AA-1126183	LLOYDS SYNDICATE #183		XXX	XXX				XXX	XXX	
AA-1120171	LLOYDS SYNDICATE #1856	2	XXX	XXX		2	2	XXX	XXX	2
AA-1127861	LLOYDS SYNDICATE #1861	3	XXX	XXX		3	3	XXX	XXX	3
AA-1120096	LLOYDS SYNDICATE #1880		XXX	XXX				XXX	XXX	
AA-1120109	LLOYDS SYNDICATE #1882		XXX	XXX				XXX	XXX	
AA-1120054	LLOYDS SYNDICATE #1886	33	XXX	XXX		33	33	XXX	XXX	33
AA-1120131	LLOYDS SYNDICATE #1897		XXX	XXX				XXX	XXX	
AA-1126190	LLOYDS SYNDICATE #190		XXX	XXX				XXX	XXX	
AA-1120083	LLOYDS SYNDICATE #1910	8	XXX	XXX		9	9	XXX	XXX	9
AA-1120064	LLOYDS SYNDICATE #1919		XXX	XXX				XXX	XXX	
AA-1120124	LLOYDS SYNDICATE #1945		XXX	XXX				XXX	XXX	
AA-1120186	LLOYDS SYNDICATE #1947	13	XXX	XXX		13	13	XXX	XXX	13
AA-1120084	LLOYDS SYNDICATE #1955	1	XXX	XXX		1	1	XXX	XXX	1
AA-1120103	LLOYDS SYNDICATE #1967	22	XXX	XXX		22	22	XXX	XXX	22
AA-1120106	LLOYDS SYNDICATE #1969		XXX	XXX				XXX	XXX	
AA-1128000	LLOYDS SYNDICATE #2000		XXX	XXX				XXX	XXX	
AA-1128001	LLOYDS SYNDICATE #2001	9	XXX	XXX		9	9	XXX	XXX	9
AA-1128003	LLOYDS SYNDICATE #2003	8	XXX	XXX		8	8	XXX	XXX	8

ANNUAL STATEMENT FOR THE YEAR 2023 OF THE ZURICH AMERICAN INSURANCE COMPANY

SCHEDULE F - PART 3 (Continued)

Ceded Reinsurance as of December 31, Current Year (\$000 Omitted)
(Total Provision for Reinsurance)

ID Number From Col. 1	Name of Reinsurer From Col. 3	70 20% of Recoverable on Paid Losses & LAE Over 90 Days past Due Amounts Not in Dispute (Col. 47 * 20%)	Provision for Unauthorized Reinsurance		Provision for Overdue Authorized and Reciprocal Jurisdiction Reinsurance		Total Provision for Reinsurance				
			71	72	73	74	75	76	77	78	
			Provision for Reinsurance with Unauthorized Reinsurers Due to Collateral Deficiency (Col. 26)	Provision for Overdue Reinsurance from Unauthorized Reinsurers and Amounts in Dispute (Col. 70 + 20% of the Amount in Col. 16)	Complete if Col. 52 = "Yes"; Otherwise Enter 0	Complete if Col. 52 = "No"; Otherwise Enter 0	Provision for Amounts Ceded to Authorized and Reciprocal Reinsurers (Cols. 73 + 74)	Provision for Amounts Ceded to Unauthorized Reinsurers (Cols. 71 + 72 Not in Excess of Col. 15)	Provision for Amounts Ceded to Certified Reinsurers (Cols. 64 + 69)	Total Provision for Reinsurance (Cols. 75 + 76 + 77)	
AA-1120071	LLOYDS SYNDICATE #2007		XXX	XXX					XXX	XXX	
AA-1128010	LLOYDS SYNDICATE #2010	1	XXX	XXX		1		1	XXX	XXX	1
AA-1120104	LLOYDS SYNDICATE #2012		XXX	XXX					XXX	XXX	
AA-1120114	LLOYDS SYNDICATE #2015	16	XXX	XXX		16		16	XXX	XXX	16
AA-1128020	LLOYDS SYNDICATE #2020		XXX	XXX					XXX	XXX	
AA-1128027	LLOYDS SYNDICATE #2027		XXX	XXX					XXX	XXX	
AA-1126204	LLOYDS SYNDICATE #204		XXX	XXX					XXX	XXX	
AA-1126205	LLOYDS SYNDICATE #205		XXX	XXX					XXX	XXX	
AA-1128121	LLOYDS SYNDICATE #2121	2	XXX	XXX		2		2	XXX	XXX	2
AA-1126219	LLOYDS SYNDICATE #219		XXX	XXX					XXX	XXX	
AA-1128322	LLOYDS SYNDICATE #2322		XXX	XXX					XXX	XXX	
AA-1128376	LLOYDS SYNDICATE #2376		XXX	XXX					XXX	XXX	
AA-1120097	LLOYDS SYNDICATE #2468		XXX	XXX					XXX	XXX	
AA-1128488	LLOYDS SYNDICATE #2488		XXX	XXX					XXX	XXX	
AA-1128623	LLOYDS SYNDICATE #2623	13	XXX	XXX		13		13	XXX	XXX	13
AA-1128791	LLOYDS SYNDICATE #2791		XXX	XXX					XXX	XXX	
AA-1128947	LLOYDS SYNDICATE #2947		XXX	XXX					XXX	XXX	
AA-1128987	LLOYDS SYNDICATE #2987	49	XXX	XXX		49		49	XXX	XXX	49
AA-1120179	LLOYDS SYNDICATE #2988		XXX	XXX					XXX	XXX	
AA-1128999	LLOYDS SYNDICATE #2999		XXX	XXX					XXX	XXX	
AA-1129000	LLOYDS SYNDICATE #3000	24	XXX	XXX		24		24	XXX	XXX	24
AA-1120082	LLOYDS SYNDICATE #3010		XXX	XXX					XXX	XXX	
AA-1126314	LLOYDS SYNDICATE #314		XXX	XXX					XXX	XXX	
AA-1126318	LLOYDS SYNDICATE #318	28	XXX	XXX		28		28	XXX	XXX	28
AA-1126322	LLOYDS SYNDICATE #322		XXX	XXX					XXX	XXX	
AA-1120184	LLOYDS SYNDICATE #3268		XXX	XXX					XXX	XXX	
AA-1126033	LLOYDS SYNDICATE #33		XXX	XXX					XXX	XXX	
AA-1120113	LLOYDS SYNDICATE #3334		XXX	XXX					XXX	XXX	
AA-1126362	LLOYDS SYNDICATE #362		XXX	XXX					XXX	XXX	
AA-1120055	LLOYDS SYNDICATE #3623	3	XXX	XXX		3		3	XXX	XXX	3
AA-1120098	LLOYDS SYNDICATE #3624		XXX	XXX					XXX	XXX	
AA-1126376	LLOYDS SYNDICATE #376		XXX	XXX					XXX	XXX	
AA-1126382	LLOYDS SYNDICATE #382		XXX	XXX					XXX	XXX	
AA-1120116	LLOYDS SYNDICATE #3902		XXX	XXX					XXX	XXX	
AA-1126040	LLOYDS SYNDICATE #40		XXX	XXX					XXX	XXX	
AA-1126005	LLOYDS SYNDICATE #4000		XXX	XXX					XXX	XXX	
AA-1120075	LLOYDS SYNDICATE #4020	29	XXX	XXX		29		29	XXX	XXX	29
AA-1120086	LLOYDS SYNDICATE #4141		XXX	XXX					XXX	XXX	
AA-1120067	LLOYDS SYNDICATE #4242		XXX	XXX					XXX	XXX	
AA-1126435	LLOYDS SYNDICATE #435		XXX	XXX					XXX	XXX	
AA-1126004	LLOYDS SYNDICATE #4444	14	XXX	XXX		14		14	XXX	XXX	14

ANNUAL STATEMENT FOR THE YEAR 2023 OF THE ZURICH AMERICAN INSURANCE COMPANY

SCHEDULE F - PART 3 (Continued)

Ceded Reinsurance as of December 31, Current Year (\$000 Omitted)
(Total Provision for Reinsurance)

ID Number From Col. 1	Name of Reinsurer From Col. 3	70 20% of Recoverable on Paid Losses & LAE Over 90 Days past Due Amounts Not in Dispute (Col. 47 * 20%)	Provision for Unauthorized Reinsurance		Provision for Overdue Authorized and Reciprocal Jurisdiction Reinsurance		Total Provision for Reinsurance				
			71	72	73	74	75	76	77	78	
			Provision for Reinsurance with Unauthorized Reinsurers Due to Collateral Deficiency (Col. 26)	Provision for Overdue Reinsurance from Unauthorized Reinsurers and Amounts in Dispute (Col. 70 + 20% of the Amount in Col. 16)	Complete if Col. 52 = "Yes"; Otherwise Enter 0	Complete if Col. 52 = "No"; Otherwise Enter 0	Provision for Amounts Ceded to Authorized and Reciprocal Reinsurers (Cols. 73 + 74)	Provision for Amounts Ceded to Unauthorized Reinsurers (Cols. 71 + 72 Not in Excess of Col. 15)	Provision for Amounts Ceded to Certified Reinsurers (Cols. 64 + 69)	Total Provision for Reinsurance (Cols. 75 + 76 + 77)	
AA-1126006	LLOYDS SYNDICATE #4472		XXX	XXX					XXX	XXX	
AA-1126456	LLOYDS SYNDICATE #456		XXX	XXX					XXX	XXX	
AA-1126457	LLOYDS SYNDICATE #457		XXX	XXX					XXX	XXX	
AA-1120090	LLOYDS SYNDICATE #4711		XXX	XXX					XXX	XXX	
AA-1126048	LLOYDS SYNDICATE #48		XXX	XXX					XXX	XXX	
AA-1126484	LLOYDS SYNDICATE #484		XXX	XXX					XXX	XXX	
AA-1126490	LLOYDS SYNDICATE #490		XXX	XXX					XXX	XXX	
AA-1126003	LLOYDS SYNDICATE #5000		XXX	XXX					XXX	XXX	
AA-1126051	LLOYDS SYNDICATE #51		XXX	XXX					XXX	XXX	
AA-1126510	LLOYDS SYNDICATE #510	1	XXX	XXX	1			1	XXX	XXX	1
AA-1120080	LLOYDS SYNDICATE #5151	28	XXX	XXX			28	28	XXX	XXX	28
AA-1126545	LLOYDS SYNDICATE #545		XXX	XXX					XXX	XXX	
AA-1126055	LLOYDS SYNDICATE #55		XXX	XXX					XXX	XXX	
AA-1120065	LLOYDS SYNDICATE #5555		XXX	XXX					XXX	XXX	
AA-1126557	LLOYDS SYNDICATE #557		XXX	XXX					XXX	XXX	
AA-1126566	LLOYDS SYNDICATE #566		XXX	XXX					XXX	XXX	
AA-1126570	LLOYDS SYNDICATE #570		XXX	XXX					XXX	XXX	
AA-1126582	LLOYDS SYNDICATE #582		XXX	XXX					XXX	XXX	
AA-1120181	LLOYDS SYNDICATE #5886	1	XXX	XXX	1			1	XXX	XXX	1
AA-1126609	LLOYDS SYNDICATE #609		XXX	XXX					XXX	XXX	
AA-1126623	LLOYDS SYNDICATE #623	10	XXX	XXX	10			10	XXX	XXX	10
AA-1126624	LLOYDS SYNDICATE #624		XXX	XXX					XXX	XXX	
AA-1126625	LLOYDS SYNDICATE #625		XXX	XXX					XXX	XXX	
AA-1126626	LLOYDS SYNDICATE #626		XXX	XXX					XXX	XXX	
AA-1126672	LLOYDS SYNDICATE #672		XXX	XXX					XXX	XXX	
AA-1126683	LLOYDS SYNDICATE #683		XXX	XXX					XXX	XXX	
AA-1126718	LLOYDS SYNDICATE #718		XXX	XXX					XXX	XXX	
AA-1126765	LLOYDS SYNDICATE #765		XXX	XXX					XXX	XXX	
AA-1126780	LLOYDS SYNDICATE #780	5	XXX	XXX	5			5	XXX	XXX	5
AA-1126079	LLOYDS SYNDICATE #79		XXX	XXX					XXX	XXX	
AA-1126807	LLOYDS SYNDICATE #807		XXX	XXX					XXX	XXX	
AA-1126824	LLOYDS SYNDICATE #824		XXX	XXX					XXX	XXX	
AA-1126861	LLOYDS SYNDICATE #861		XXX	XXX					XXX	XXX	
AA-1126947	LLOYDS SYNDICATE #947		XXX	XXX					XXX	XXX	
AA-1126957	LLOYDS SYNDICATE #957		XXX	XXX					XXX	XXX	
AA-1126959	LLOYDS SYNDICATE #959		XXX	XXX					XXX	XXX	
AA-1126960	LLOYDS SYNDICATE #960		XXX	XXX					XXX	XXX	
AA-1126990	LLOYDS SYNDICATE #990		XXX	XXX					XXX	XXX	
AA-1840000	MAPFRE RE CIA DE REASEGUROS	3	XXX	XXX	3			3	XXX	XXX	3
AA-1121425	MARKEL INTL INS CO LTD		XXX	XXX					XXX	XXX	
AA-3190686	PARTNER RE CO LTD		XXX	XXX					XXX	XXX	

ANNUAL STATEMENT FOR THE YEAR 2023 OF THE ZURICH AMERICAN INSURANCE COMPANY

SCHEDULE F - PART 3 (Continued)

Ceded Reinsurance as of December 31, Current Year (\$000 Omitted)
(Total Provision for Reinsurance)

ID Number From Col. 1	Name of Reinsurer From Col. 3	70 20% of Recoverable on Paid Losses & LAE Over 90 Days past Due Amounts Not in Dispute (Col. 47 * 20%)	Provision for Unauthorized Reinsurance		Provision for Overdue Authorized and Reciprocal Jurisdiction Reinsurance		Total Provision for Reinsurance					
			71	72	73	74	75	76	77	78		
			Provision for Reinsurance with Unauthorized Reinsurers Due to Collateral Deficiency (Col. 26)	Provision for Overdue Reinsurance from Unauthorized Reinsurers and Amounts in Dispute (Col. 70 + 20% of the Amount in Col. 16)	Complete if Col. 52 = "Yes"; Otherwise Enter 0 20% of Recoverable on Paid Losses & LAE Over 90 Days Past Due Amounts Not in Dispute + 20% of Amounts in Dispute ([Col. 47 * 20%] + [Col. 45 * 20%])	Complete if Col. 52 = "No"; Otherwise Enter 0 Greater of 20% of Net Recoverable Net of Funds Held & Collateral, or 20% of Recoverable on Paid Losses & LAE Over 90 Days Past Due (Greater of Col. 26 * 20% or Cols. [40 + 41] * 20%)	Provision for Amounts Ceded to Authorized and Reciprocal Jurisdiction Reinsurers (Cols. 73 + 74)	Provision for Amounts Ceded to Unauthorized Reinsurers (Cols. 71 + 72 Not in Excess of Col. 15)	Provision for Amounts Ceded to Certified Reinsurers (Cols. 64 + 69)	Total Provision for Reinsurance (Cols. 75 + 76 + 77)		
AA-3190339	RENAISSANCE RE LTD		XXX	XXX					XXX	XXX		
1299999	Total Authorized - Other Non-U.S. Insurers	493	XXX	XXX	217	277	494	XXX	XXX		494	
1499999	Total Authorized Excluding Protected Cells (Sum of 0899999, 0999999, 1099999, 1199999 and 1299999)	5,543	XXX	XXX	963	12,728	13,690	XXX	XXX		13,690	
36-4233459	EFFECTS OF INTERCOMPANY POOLING (FOOTNOTE #26)				XXX	XXX	XXX	17,206	XXX		17,206	
1599999	Total Unauthorized - Affiliates - U.S. Intercompany Pooling				XXX	XXX	XXX	17,206	XXX		17,206	
1899999	Total Unauthorized - Affiliates - U.S. Non-Pool				XXX	XXX	XXX		XXX			
AA-3190822	CENTRE SOLUTIONS US LTD	6,582		6,582	XXX	XXX	XXX	6,582	XXX		6,582	
AA-2280100	CHILENA CONSOLIDATA SG SA				XXX	XXX	XXX		XXX			
AA-1460150	HARPER VERSICHERUNGS AG				XXX	XXX	XXX		XXX			
AA-1930995	ZURICH AUSTRALIAN INS LTD	69		69	XXX	XXX	XXX	69	XXX		69	
AA-2734111	ZURICH COMPANIA DE SEGUROS				XXX	XXX	XXX		XXX			
AA-0053640	ZURICH F&I RE T&C LTD				XXX	XXX	XXX		XXX			
AA-3190947	ZURICH GLOBAL LTD				XXX	XXX	XXX		XXX			
AA-1560999	ZURICH INS CO - CANADA				XXX	XXX	XXX		XXX			
AA-1460190	ZURICH INS CO - GCIE	46		46	XXX	XXX	XXX	46	XXX		46	
AA-1460190	ZURICH INS CO - GCIE	28		28	XXX	XXX	XXX	28	XXX		28	
AA-1460190	ZURICH INS CO - GCIE	4,153		4,153	XXX	XXX	XXX	4,153	XXX		4,153	
AA-5760036	ZURICH INS CO LTD (SG BRANCH)				XXX	XXX	XXX		XXX			
AA-1584115	ZURICH INS CO LTD, JAPAN BRANCH				XXX	XXX	XXX		XXX			
AA-1780059	ZURICH INS PLAGE - UK BRANCH				XXX	XXX	XXX		XXX			
AA-1340017	ZURICH INS PLAGE NIEDERLANSSUNG (DEUTSCHLAND)				XXX	XXX	XXX		XXX			
AA-5324112	ZURICH INS. CO. - HK BRANCH	1,050		1,050	XXX	XXX	XXX	1,050	XXX		1,050	
AA-1364106	ZURICH INTL ITALIA	23		23	XXX	XXX	XXX	23	XXX		23	
AA-3190185	ZURICH RE CO LTD	20		20	XXX	XXX	XXX	20	XXX		20	
AA-1460036	ZURICH REINS CO				XXX	XXX	XXX		XXX			
AA-1864102	ZURICH SIGORTA A.S.				XXX	XXX	XXX		XXX			
AA-1840022	ZURICH SPAIN (ALORA)				XXX	XXX	XXX		XXX			
AA-1220080	ZURICH VERS AG				XXX	XXX	XXX		XXX			
AA-2130022	ZURICH-ARGENTINA CIA DE SEG SA				XXX	XXX	XXX		XXX			
2099999	Total Unauthorized - Affiliates - Other (Non-U.S.) - Other	11,971		11,971	XXX	XXX	XXX	11,971	XXX		11,971	
2199999	Total Unauthorized - Affiliates - Other (Non-U.S.)	11,971		11,971	XXX	XXX	XXX	11,971	XXX		11,971	
2299999	Total Unauthorized - Affiliates	11,971		11,971	XXX	XXX	XXX	29,177	XXX		29,177	
27-1493896	ABR INS CO				XXX	XXX	XXX		XXX			
36-3544354	AGRINATIONAL INS CO				XXX	XXX	XXX		XXX			
41-1366075	ALLIANZ LIFE INS. CO.				XXX	XXX	XXX		XXX			
74-0484030	AMERICAN NAT'L INS.				XXX	XXX	XXX		XXX			
03-0308160	AMERICAN TRIUMVIRATE INS CO				XXX	XXX	XXX		XXX			
35-0980405	ANTHEM LIFE INS. CO.				XXX	XXX	XXX		XXX			
26-2356147	APPLE INS CO INC				XXX	XXX	XXX		XXX			

ANNUAL STATEMENT FOR THE YEAR 2023 OF THE ZURICH AMERICAN INSURANCE COMPANY

SCHEDULE F - PART 3 (Continued)

Ceded Reinsurance as of December 31, Current Year (\$000 Omitted)
(Total Provision for Reinsurance)

ID Number From Col. 1	Name of Reinsurer From Col. 3	70 20% of Recoverable on Paid Losses & LAE Over 90 Days past Due Amounts Not in Dispute (Col. 47 * 20%)	Provision for Unauthorized Reinsurance		Provision for Overdue Authorized and Reciprocal Jurisdiction Reinsurance		Total Provision for Reinsurance				
			71	72	73	74	75	76	77	78	
			Provision for Reinsurance with Unauthorized Reinsurers Due to Collateral Deficiency (Col. 26)	Provision for Overdue Reinsurance from Unauthorized Reinsurers and Amounts in Dispute (Col. 70 + 20% of the Amount in Col. 16)	Complete if Col. 52 = "Yes"; Otherwise Enter 0 20% of Recoverable on Paid Losses & LAE Over 90 Days Past Due Amounts Not in Dispute + 20% of Amounts in Dispute ((Col. 47 * 20%) + [Col. 45 * 20%])	Complete if Col. 52 = "No"; Otherwise Enter 0 Greater of 20% of Net Recoverable Net of Funds Held & Collateral, or 20% of Recoverable on Paid Losses & LAE Over 90 Days Past Due (Greater of Col. 26 * 20% or Cols. [40 + 41] * 20%)	Provision for Amounts Ceded to Authorized and Reciprocal Reinsurers (Cols. 73 + 74)	Provision for Amounts Ceded to Unauthorized Reinsurers (Cols. 71 + 72 Not in Excess of Col. 15)	Provision for Amounts Ceded to Certified Reinsurers (Cols. 64 + 69)	Total Provision for Reinsurance (Cols. 75 + 76 + 77)	
36-2545393	ARCH SPECIALTY INS CO			XXX	XXX	XXX	XXX	XXX	XXX	XXX	XXX
13-5570651	AXA EQUITABLE LIFE INS CO			XXX	XXX	XXX	XXX	XXX	XXX	XXX	XXX
56-2295242	AXIS SPECIALTY INS. CO.		6	XXX	XXX	XXX	XXX	XXX	6	XXX	6
46-3894672	BEVCAP HEALTH SPONSERED CAPTIVE			XXX	XXX	XXX	XXX	XXX		XXX	
81-1915260	BEVCAP P&C PROTECTED CELL INC	515	5,400	XXX	XXX	XXX	XXX	XXX	5,915	XXX	5,915
94-2681915	BLC INS LTD			XXX	XXX	XXX	XXX	XXX		XXX	
38-3731641	BLUE WHALE REINS. LTD.	2	2	XXX	XXX	XXX	XXX	XXX	2	XXX	2
45-4746680	BRIDGES INS CO INC			XXX	XXX	XXX	XXX	XXX		XXX	
27-2588914	BRS INSURANCE COMPANY		51	XXX	XXX	XXX	XXX	XXX	51	XXX	51
92-2203443	CAPRI INS DE LTD			XXX	XXX	XXX	XXX	XXX		XXX	
03-0363085	CAPRICORN INS CO			XXX	XXX	XXX	XXX	XXX		XXX	
46-1056754	CHESAPEAKE EMPLOYERS INS CO	2	2	XXX	XXX	XXX	XXX	XXX	2	XXX	2
03-0317160	CHILD DIMENSIONS INS CO			XXX	XXX	XXX	XXX	XXX		XXX	
23-2088429	CIGNA WORLDWIDE INS		2	XXX	XXX	XXX	XXX	XXX	2	XXX	2
13-0872805	CIRCLETREE INS CO		1	XXX	XXX	XXX	XXX	XXX	1	XXX	1
82-3733545	COASTAL RE			XXX	XXX	XXX	XXX	XXX		XXX	
36-2136262	COMBINED INSURANCE CO.			XXX	XXX	XXX	XXX	XXX		XXX	
57-0523959	COMPANION LIFE INS CO			XXX	XXX	XXX	XXX	XXX		XXX	
30-0641266	COMPSOURCE MUT INS CO		306	XXX	XXX	XXX	XXX	XXX	306	XXX	306
06-6666666	CONSOLIDATED MUTUAL INS.			XXX	XXX	XXX	XXX	XXX		XXX	
87-0694729	CONSTRUCTION LIAB INS CO		358	XXX	XXX	XXX	XXX	XXX	358	XXX	358
99-0353399	CPN INS CORP	1	1	XXX	XXX	XXX	XXX	XXX	1	XXX	1
81-2190310	DAY ONE INS INC	676	676	XXX	XXX	XXX	XXX	XXX	676	XXX	676
04-2461439	DELAWARE LIFE INS CO			XXX	XXX	XXX	XXX	XXX		XXX	
26-2290424	DEVELOPMENT INS GRP		71	XXX	XXX	XXX	XXX	XXX	71	XXX	71
98-0108156	DEVONSHIRE UNDERWRITERS LTD			XXX	XXX	XXX	XXX	XXX		XXX	
82-3199624	ENCLAVE INS CO			XXX	XXX	XXX	XXX	XXX		XXX	
75-1844564	ENDURANCE AMER SPECIALTY INS CO			XXX	XXX	XXX	XXX	XXX		XXX	
98-0138790	ENERGY INSURANCE SERVICES, INC			XXX	XXX	XXX	XXX	XXX		XXX	
36-2950161	EVANSTON INS CO			XXX	XXX	XXX	XXX	XXX		XXX	
22-3520347	EVEREST INDEMNITY INS CO		685	XXX	XXX	XXX	XXX	XXX		XXX	
45-5067874	EXCHANGE INDEMNITY CO NJ VERIZON		1	XXX	XXX	XXX	XXX	XXX	1	XXX	1
03-0346985	EXCHANGE INDEMNITY CO.	1	1	XXX	XXX	XXX	XXX	XXX	1	XXX	1
26-0008242	EXPEDITORS ASSUR OF VT INC	103	1,326	XXX	XXX	XXX	XXX	XXX	1,429	XXX	1,429
99-0307331	F.L. INS CORP	145	145	XXX	XXX	XXX	XXX	XXX	145	XXX	145
48-0214040	FARMERS ALLIANCE MUTUAL			XXX	XXX	XXX	XXX	XXX		XXX	
46-3302527	FOX RENT A CAR - KEKOA INS CO		18	XXX	XXX	XXX	XXX	XXX	18	XXX	18
94-1032958	FREMONT INDEMNITY CO.			XXX	XXX	XXX	XXX	XXX		XXX	
81-0285438	GLACIER GENERAL ASSUR			XXX	XXX	XXX	XXX	XXX		XXX	
45-4467831	GLOBAL VISION II INC			XXX	XXX	XXX	XXX	XXX		XXX	
98-1432233	GREYSTONE INS CO SP			XXX	XXX	XXX	XXX	XXX		XXX	

ANNUAL STATEMENT FOR THE YEAR 2023 OF THE ZURICH AMERICAN INSURANCE COMPANY

SCHEDULE F - PART 3 (Continued)

Ceded Reinsurance as of December 31, Current Year (\$000 Omitted)
(Total Provision for Reinsurance)

ID Number From Col. 1	Name of Reinsurer From Col. 3	70 20% of Recoverable on Paid Losses & LAE Over 90 Days past Due Amounts Not in Dispute (Col. 47 * 20%)	Provision for Unauthorized Reinsurance		Provision for Overdue Authorized and Reciprocal Jurisdiction Reinsurance		Total Provision for Reinsurance				
			71	72	73	74	75	76	77	78	
			Provision for Reinsurance with Unauthorized Reinsurers Due to Collateral Deficiency (Col. 26)	Provision for Overdue Reinsurance from Unauthorized Reinsurers and Amounts in Dispute (Col. 70 + 20% of the Amount in Col. 16)	Complete if Col. 52 = "Yes"; Otherwise Enter 0 20% of Recoverable on Paid Losses & LAE Over 90 Days Past Due Amounts Not in Dispute + 20% of Amounts in Dispute ((Col. 47 * 20%) + [Col. 45 * 20%])	Complete if Col. 52 = "No"; Otherwise Enter 0 Greater of 20% of Net Recoverable Net of Funds Held & Collateral, or 20% of Recoverable on Paid Losses & LAE Over 90 Days Past Due (Greater of Col. 26 * 20% or Cols. [40 + 41] * 20%)	Provision for Amounts Ceded to Authorized and Reciprocal Reinsurers (Cols. 73 + 74)	Provision for Amounts Ceded to Unauthorized Reinsurers (Cols. 71 + 72 Not in Excess of Col. 15)	Provision for Amounts Ceded to Certified Reinsurers (Cols. 64 + 69)	Total Provision for Reinsurance (Cols. 75 + 76 + 77)	
37-1702152	GRIFFITH GLOBAL INDEMNITY CO			XXX	XXX	XXX	XXX	XXX	XXX	XXX	
22-2222789	GUARANTEE INS CO		375	XXX	XXX	XXX	XXX	XXX	XXX	XXX	
36-3230348	GUIDEONE AMERICA INS CO			XXX	XXX	XXX	XXX	XXX	XXX	XXX	
90-0773265	GUIDEONE NATL INS CO		152	XXX	XXX	XXX	XXX	XXX	XXX	XXX	16
26-2804628	GUIDESTONE RISK MGMT		16	XXX	XXX	XXX	XXX	XXX	XXX	XXX	16
32-0496512	HARBOR POINT INS CO			XXX	XXX	XXX	XXX	XXX	XXX	XXX	
81-5296068	HDI SPECIALTY INS CO		1	XXX	XXX	XXX	XXX	XXX	XXX	XXX	
06-1041332	HM LIFE INS. CO.			XXX	XXX	XXX	XXX	XXX	XXX	XXX	
02-0308052	HOME INS CO			XXX	XXX	XXX	XXX	XXX	XXX	XXX	
74-2195939	HOUSTON CASUALTY CO.		22	XXX	XXX	XXX	XXX	XXX	XXX	XXX	22
86-3267582	HSIC PC #3 ELEVATE PARTNERS GRP			XXX	XXX	XXX	XXX	XXX	XXX	XXX	
86-3249992	HSIC PC#4 - RED ROCK CAS GRP			XXX	XXX	XXX	XXX	XXX	XXX	XXX	
52-1557469	ICDC, LTD.			XXX	XXX	XXX	XXX	XXX	XXX	XXX	
82-0412279	IDAHO STATE INS FUND			XXX	XXX	XXX	XXX	XXX	XXX	XXX	
74-6040529	IMPERIAL INS CO			XXX	XXX	XXX	XXX	XXX	XXX	XXX	
20-2608547	IRON HORSE INS CO		7	XXX	XXX	XXX	XXX	XXX	XXX	XXX	
94-1264187	IRONSHORE SPECIALTY INS CO	1	105	XXX	XXX	XXX	XXX	XXX	XXX	XXX	105
01-0233346	JOHN HANCOCK LIFE INS CO (USA)		6	XXX	XXX	XXX	XXX	XXX	XXX	XXX	6
99-0262793	K-M INS. CO.			XXX	XXX	XXX	XXX	XXX	XXX	XXX	
66-0530575	KENTFIELD INS CO	1		XXX	XXX	XXX	XXX	XXX	XXX	XXX	1
61-1275981	KENTUCKY EMPLOYERS MUT INS	1		XXX	XXX	XXX	XXX	XXX	XXX	XXX	1
73-0994137	LANDMARK AMER INS CO			XXX	XXX	XXX	XXX	XXX	XXX	XXX	
27-0776998	LCP INS SERV INC	6		XXX	XXX	XXX	XXX	XXX	XXX	XXX	6
25-1149494	LEXINGTON INS CO			XXX	XXX	XXX	XXX	XXX	XXX	XXX	
35-0472300	LINCOLN NAT'L LIFE INS.			XXX	XXX	XXX	XXX	XXX	XXX	XXX	
52-1548741	LONDON LIFE INS. CO.			XXX	XXX	XXX	XXX	XXX	XXX	XXX	
27-1493805	MAPLE RED INS CO			XXX	XXX	XXX	XXX	XXX	XXX	XXX	
46-0804256	MARLTON AFFORDABLE HOUSING INS CO			XXX	XXX	XXX	XXX	XXX	XXX	XXX	
46-0164570	MIDLAND NATIONAL LIFE			XXX	XXX	XXX	XXX	XXX	XXX	XXX	
52-1548987	MINNETONKA INS CO		3	XXX	XXX	XXX	XXX	XXX	XXX	XXX	
81-0302402	MONTANA STATE FUND			XXX	XXX	XXX	XXX	XXX	XXX	XXX	
95-2488300	NAT'L AMERICAN INS. CO. OF CA	18	50	XXX	XXX	XXX	XXX	XXX	XXX	XXX	71
03-0449619	NATIONAL UNION FIRE INS CO OF VT			XXX	XXX	XXX	XXX	XXX	XXX	XXX	
55-0800043	NEIGHBORHOOD INS INC		156	XXX	XXX	XXX	XXX	XXX	XXX	XXX	156
85-0391712	NEW MEXICO MUTUAL CASUALTY CO			XXX	XXX	XXX	XXX	XXX	XXX	XXX	
52-1479893	NLC MUTUAL INS. CO.		28	XXX	XXX	XXX	XXX	XXX	XXX	XXX	28
93-0903382	NORTH AMERICAN NAT'L LTD			XXX	XXX	XXX	XXX	XXX	XXX	XXX	
39-0509630	NORTHWESTERN NATL INS CO			XXX	XXX	XXX	XXX	XXX	XXX	XXX	
03-0329760	OAK TREE ASSUR LTD.			XXX	XXX	XXX	XXX	XXX	XXX	XXX	
62-0929818	OAKWOOD INS CO	4	20	XXX	XXX	XXX	XXX	XXX	XXX	XXX	20
AA-9991435	OHIO WORKERS COMP		2,267	XXX	XXX	XXX	XXX	XXX	XXX	XXX	2,268

ANNUAL STATEMENT FOR THE YEAR 2023 OF THE ZURICH AMERICAN INSURANCE COMPANY

SCHEDULE F - PART 3 (Continued)

Ceded Reinsurance as of December 31, Current Year (\$000 Omitted)
(Total Provision for Reinsurance)

ID Number From Col. 1	Name of Reinsurer From Col. 3	70 20% of Recoverable on Paid Losses & LAE Over 90 Days past Due Amounts Not in Dispute (Col. 47 * 20%)	Provision for Unauthorized Reinsurance		Provision for Overdue Authorized and Reciprocal Jurisdiction Reinsurance		Total Provision for Reinsurance				
			71	72	73	74	75	76	77	78	
			Provision for Reinsurance with Unauthorized Reinsurers Due to Collateral Deficiency (Col. 26)	Provision for Overdue Reinsurance from Unauthorized Reinsurers and Amounts in Dispute (Col. 70 + 20% of the Amount in Col. 16)	Complete if Col. 52 = "Yes"; Otherwise Enter 0	Complete if Col. 52 = "No"; Otherwise Enter 0	Provision for Amounts Ceded to Authorized and Reciprocal Reinsurers (Cols. 73 + 74)	Provision for Amounts Ceded to Unauthorized Reinsurers (Cols. 71 + 72 Not in Excess of Col. 15)	Provision for Amounts Ceded to Certified Reinsurers (Cols. 64 + 69)	Total Provision for Reinsurance (Cols. 75 + 76 + 77)	
48-1262416 ..	PARAMOUNT INS CO ..				XXX	XXX	XXX			XXX	
47-2567102 ..	PEACE CHURCH WORKERS SAFETY PROGRAM ..				XXX	XXX	XXX			XXX	
03-0334455 ..	PENWALD INS CO ..				XXX	XXX	XXX			XXX	
84-1093767 ..	PINNACOL ASSUR ..	5		5	XXX	XXX	XXX	5		XXX	5
62-1399844 ..	PREMIER GRP INS CO ..				XXX	XXX	XXX			XXX	
00-0000003 ..	PRESIDIO INS. CO.				XXX	XXX	XXX			XXX	
26-4662908 ..	PRESIDIO REINS CO ..				XXX	XXX	XXX			XXX	
22-3410482 ..	PRINCETON EXCESS & SURPLUS LINES IN ..		38		XXX	XXX	XXX		38	XXX	38
63-0169720 ..	PROTECTIVE LIFE INS CO.				XXX	XXX	XXX			XXX	
47-0444314 ..	PROTECTIVE NAT'L INS.				XXX	XXX	XXX			XXX	
81-5375941 ..	PROTUCKET INS CO ..				XXX	XXX	XXX			XXX	
20-8111746 ..	QCS INS CO DBA SHAREFIELD INS CO ..	11		11	XXX	XXX	XXX	11		XXX	11
03-0371799 ..	QUEEN CITY ASSURANCE ..		53		XXX	XXX	XXX			XXX	
36-2930605 ..	REINS. CO. OF AMERICA ..				XXX	XXX	XXX			XXX	
36-0883760 ..	RELIANCE STANDARD LIFE ..				XXX	XXX	XXX			XXX	
36-3094218 ..	RELIGIOUS & CHARITABLE RISK POOL ..				XXX	XXX	XXX			XXX	
84-2884610 ..	RELX RISKS INC ..				XXX	XXX	XXX			XXX	
20-0759589 ..	RIVERSIDE CAPTIVE INS CO ..				XXX	XXX	XXX			XXX	
83-0351544 ..	SADDLE BROOK INS CO ..				XXX	XXX	XXX			XXX	
93-6001769 ..	SAIF CORPORATION ..	6	1,943	6	XXX	XXX	XXX	1,949		XXX	1,949
31-1024978 ..	SCOTTSDALE INS. CO.				XXX	XXX	XXX			XXX	
85-1019353 ..	SERIES TCI ..				XXX	XXX	XXX			XXX	
22-3449273 ..	SGANGYONG FIRE & MARINE I ..				XXX	XXX	XXX			XXX	
99-0000000 ..	SIGNAL INS. CO.				XXX	XXX	XXX			XXX	
03-0343338 ..	SKANSKA ASSURANCE INC ..	4		4	XXX	XXX	XXX	4		XXX	4
62-0363335 ..	SOUTHERN AMERICAN INS CO ..				XXX	XXX	XXX			XXX	
03-0339975 ..	ST. GEORGE INS. CO.				XXX	XXX	XXX			XXX	
26-3622499 ..	STARR SURPLUS LINES INS ..				XXX	XXX	XXX			XXX	
51-0335732 ..	STARSTONE SPECIALTY INS CO ..				XXX	XXX	XXX			XXX	
94-3231751 ..	STATE COMP INS FUND OF CA ..	1		1	XXX	XXX	XXX	1		XXX	1
87-1115817 ..	STONE ARCH INS CO ..				XXX	XXX	XXX			XXX	
22-1317690 ..	SUSSEX MUTUAL INS CO ..				XXX	XXX	XXX			XXX	
25-1438780 ..	THREE RIVERS INS CO ..				XXX	XXX	XXX			XXX	
46-4379346 ..	TOPIC TRANS OP PROTECT INS ..				XXX	XXX	XXX			XXX	
39-0989781 ..	TRANSAMERICA LIFE INS CO ..				XXX	XXX	XXX			XXX	
99-0349316 ..	TRIAX INS INC ..				XXX	XXX	XXX			XXX	
13-2988846 ..	ULLICO CASUALTY CO.				XXX	XXX	XXX			XXX	
36-1404320 ..	UNDERWRITERS AT LLOYDS LONDON ..		8		XXX	XXX	XXX		8	XXX	8
36-2739571 ..	UNITED HEALTHCARE INS CO ..				XXX	XXX	XXX			XXX	
20-5992738 ..	UNITED INS CO USA LTD ..				XXX	XXX	XXX			XXX	
20-2012191 ..	UNITED METHODIST P&C TRUST ..				XXX	XXX	XXX			XXX	

ANNUAL STATEMENT FOR THE YEAR 2023 OF THE ZURICH AMERICAN INSURANCE COMPANY

SCHEDULE F - PART 3 (Continued)

Ceded Reinsurance as of December 31, Current Year (\$000 Omitted)
(Total Provision for Reinsurance)

ID Number From Col. 1	Name of Reinsurer From Col. 3	70 20% of Recoverable on Paid Losses & LAE Over 90 Days past Due Amounts Not in Dispute (Col. 47 * 20%)	71 Provision for Unauthorized Reinsurance		73 Provision for Overdue Authorized and Reciprocal Jurisdiction Reinsurance		75 Total Provision for Reinsurance			
			71 Provision for Reinsurance with Unauthorized Reinsurers Due to Collateral Deficiency (Col. 26)	72 Provision for Overdue Reinsurance from Unauthorized Reinsurers and Amounts in Dispute (Col. 70 + 20% of the Amount in Col. 16)	73 Complete if Col. 52 = "Yes"; Otherwise Enter 0 20% of Recoverable on Paid Losses & LAE Over 90 Days Past Due Amounts Not in Dispute + 20% of Amounts in Dispute ([Col. 47 * 20%] + [Col. 45 * 20%])	74 Complete if Col. 52 = "No"; Otherwise Enter 0 Greater of 20% of Net Recoverable Net of Funds Held & Collateral, or 20% of Recoverable on Paid Losses & LAE Over 90 Days Past Due (Greater of Col. 26 * 20% or Cols. [40 + 41] * 20%)	75 Provision for Amounts Ceded to Authorized and Reciprocal Reinsurers (Cols. 73 + 74)	76 Provision for Amounts Ceded to Unauthorized Reinsurers (Cols. 71 + 72 Not in Excess of Col. 15)	77 Provision for Amounts Ceded to Certified Reinsurers (Cols. 64 + 69)	78 Total Provision for Reinsurance (Cols. 75 + 76 + 77)
01-0278678 ..	UNUM LIFE INS. CO.		3		XXX	XXX	XXX	3	XXX	3
82-3608494 ..	VANTAGE OH SERIES CELL OF VHO ASSUR				XXX	XXX	XXX		XXX	
45-5153351 ..	WEST 34TH STREET INS CO NY		19		XXX	XXX	XXX	19	XXX	19
47-2429775 ..	WHITE ROCK USA LTD				XXX	XXX	XXX		XXX	
23999999	Total Unauthorized - Other U.S. Unaffiliated Insurers	1,505	13,497	1,508	XXX	XXX	XXX	13,742	XXX	13,742
AA-9991139 ..	NORTH CAROLINA REINS. FAC				XXX	XXX	XXX		XXX	
AA-9991503 ..	OHIO MINE SUBSIDENCE FUND				XXX	XXX	XXX		XXX	
24999999	Total Unauthorized - Pools - Mandatory Pools				XXX	XXX	XXX		XXX	
AA-9995081 ..	AGENCY MANAGERS LTD.				XXX	XXX	XXX		XXX	
AA-9995010 ..	AMERICAN NUCLEAR LIABILITY		1,582		XXX	XXX	XXX	1,582	XXX	1,582
AA-9995068 ..	CANADIAN AVIATION INS.				XXX	XXX	XXX		XXX	
AA-9995028 ..	INDUSTRIAL RISK INSURERS				XXX	XXX	XXX		XXX	
AA-9995043 ..	U.S. AIRCRAFT INS. GROUP		2,646		XXX	XXX	XXX	2,646	XXX	2,646
AA-9995044 ..	WATER QUALITY INS. SYND		675		XXX	XXX	XXX	675	XXX	675
25999999	Total Unauthorized - Pools - Voluntary Pools		4,903		XXX	XXX	XXX	4,903	XXX	4,903
AA-4660010 ..	ABU DHABI NAT'L INS.	1		1	XXX	XXX	XXX	1	XXX	1
AA-1780022 ..	ACADIA INTL INS LTD		1,751		XXX	XXX	XXX	1,751	XXX	1,751
AA-1380019 ..	ACHMEA REINS CO NV				XXX	XXX	XXX		XXX	
AA-3770515 ..	AEGIS INS LTD				XXX	XXX	XXX		XXX	
AA-3191085 ..	AFFILIATED CHEMICAL GROUP				XXX	XXX	XXX		XXX	
AA-3770114 ..	AFFINITY INS LTD				XXX	XXX	XXX		XXX	
AA-1120255 ..	AGEAS INS LTD	21	143	21	XXX	XXX	XXX	143	XXX	143
AA-1580015 ..	AIOI NISSAY DOWA INS CO LTD				XXX	XXX	XXX		XXX	
AA-1930610 ..	ALLIANZ AUSTRALIA LTD		8		XXX	XXX	XXX		XXX	
AA-1344102 ..	ALLIANZ GLOBAL CORP & SPEC	1		1	XXX	XXX	XXX	1	XXX	1
AA-1120445 ..	ALLIANZ INS PLC				XXX	XXX	XXX		XXX	
AA-1464104 ..	ALLIANZ RISK TRANSFER				XXX	XXX	XXX		XXX	
AA-1340026 ..	ALLIANZ SE				XXX	XXX	XXX		XXX	
AA-1460082 ..	ALLIANZ SUISSE VERS				XXX	XXX	XXX		XXX	
AA-0040174 ..	ALLIED COLLOIDS INS.				XXX	XXX	XXX		XXX	
AA-3194128 ..	ALLIED WORLD ASSUR CO				XXX	XXX	XXX		XXX	
AA-8230010 ..	ALWIYN INS CO LTD	2	28	2	XXX	XXX	XXX	9	XXX	9
AA-1120187 ..	AMERICAN INTERNATL GROUP UK LTD				XXX	XXX	XXX		XXX	
AA-1120170 ..	ANDREW WEIR INS. CO.				XXX	XXX	XXX		XXX	
AA-3191020 ..	ARC GLOBAL REINS. LTD.				XXX	XXX	XXX		XXX	
AA-1120053 ..	ARCH INS (UK) LTD				XXX	XXX	XXX		XXX	
AA-1780091 ..	ARCH RE EUROPE U/W LTD				XXX	XXX	XXX		XXX	
AA-3194126 ..	ARCH REINS LTD		202		XXX	XXX	XXX	202	XXX	202
AA-3190873 ..	ARDEN RE CO LTD				XXX	XXX	XXX		XXX	
AA-1320060 ..	AREAS DOMMAGES				XXX	XXX	XXX		XXX	

ANNUAL STATEMENT FOR THE YEAR 2023 OF THE ZURICH AMERICAN INSURANCE COMPANY

SCHEDULE F - PART 3 (Continued)

Ceded Reinsurance as of December 31, Current Year (\$000 Omitted)
(Total Provision for Reinsurance)

ID Number From Col. 1	Name of Reinsurer From Col. 3	70 20% of Recoverable on Paid Losses & LAE Over 90 Days past Due Amounts Not in Dispute (Col. 47 * 20%)	Provision for Unauthorized Reinsurance		Provision for Overdue Authorized and Reciprocal Jurisdiction Reinsurance		Total Provision for Reinsurance				
			71	72	73	74	75	76	77	78	
			Provision for Reinsurance with Unauthorized Reinsurers Due to Collateral Deficiency (Col. 26)	Provision for Overdue Reinsurance from Unauthorized Reinsurers and Amounts in Dispute (Col. 70 + 20% of the Amount in Col. 16)	Complete if Col. 52 = "Yes"; Otherwise Enter 0 20% of Recoverable on Paid Losses & LAE Over 90 Days Past Due Amounts Not in Dispute + 20% of Amounts in Dispute ((Col. 47 * 20%) + [Col. 45 * 20%])	Complete if Col. 52 = "No"; Otherwise Enter 0 Greater of 20% of Net Recoverable Net of Funds Held & Collateral, or 20% of Recoverable on Paid Losses & LAE Over 90 Days Past Due (Greater of Col. 26 * 20% or Cols. [40 + 41] * 20%)	Provision for Amounts Ceded to Authorized and Reciprocal Reinsurers (Cols. 73 + 74)	Provision for Amounts Ceded to Unauthorized Reinsurers (Cols. 71 + 72 Not in Excess of Col. 15)	Provision for Amounts Ceded to Certified Reinsurers (Cols. 64 + 69)	Total Provision for Reinsurance (Cols. 75 + 76 + 77)	
98-0214719	ARGO GROUP INTL HOLDINGS LTD			XXX	XXX	XXX	XXX	XXX	XXX	XXX	
AA-3190932	ARGO RE LTD	1		XXX	1	XXX	XXX	1	XXX	1	
AA-3770185	ARTISANS INS. LTD.			XXX		XXX	XXX	XXX	XXX	XXX	
AA-3770286	ARU SPC LTD	9	3,053	XXX	9	XXX	XXX	3,062	XXX	3,062	
AA-3194168	ASPEN BERMUDA LTD			XXX		XXX	XXX	XXX	XXX	XXX	
AA-1360015	ASSICURAZIONI GENERALI S.	233		XXX	233	XXX	XXX	233	XXX	233	
AA-3190851	ASSUREX GLOBAL REINS. LTD.		26	XXX		XXX	XXX	26	XXX	26	
AA-1440100	ATERFORSKRINGSAKTIEBOLAGET			XXX		XXX	XXX	XXX	XXX	XXX	
AA-4230005	ATLANTIC INS CO PUBLIC LTD		10	XXX		XXX	XXX	10	XXX	10	
AA-1120660	AVIVA INS LTD	10		XXX	10	XXX	XXX	10	XXX	10	
AA-1120375	AVIVA INTL INS LTD			XXX		XXX	XXX	XXX	XXX	XXX	
AA-1121220	AXA INS UK PLC			XXX		XXX	XXX	XXX	XXX	XXX	
AA-1460185	AXA VERSICHERUNGEN AG		106	XXX	2	XXX	XXX	106	XXX	106	
AA-1120049	AXA XL INSURANCE CO UK LTD			XXX		XXX	XXX	XXX	XXX	XXX	
AA-1784115	AXIS RE SE			XXX		XXX	XXX	XXX	XXX	XXX	
AA-1784130	AXIS SPECIALTY EUROPE SE			XXX		XXX	XXX	XXX	XXX	XXX	
AA-3194139	AXIS SPECIALTY LTD			XXX		XXX	XXX	XXX	XXX	XXX	
AA-9249997	BANK OF CHINA INS CO LTD			XXX		XXX	XXX	XXX	XXX	XXX	
AA-1784123	BERKELEY RE DAC	358	494	XXX	358	XXX	XXX	852	XXX	852	
AA-1120030	BERKSHIRE HATHAWAY INTL INS LTD			XXX		XXX	XXX	XXX	XXX	XXX	
AA-3190035	BERMUDA FIRE & MARINE INS CO			XXX		XXX	XXX	XXX	XXX	XXX	
AA-3191160	BIOMET INS LTD			XXX		XXX	XXX	XXX	XXX	XXX	
AA-3770534	BLUE PRINT LTD			XXX		XXX	XXX	XXX	XXX	XXX	
AA-3191197	BMC INS CO LTD			XXX		XXX	XXX	XXX	XXX	XXX	
AA-3191457	BOUDIN INS CO LTD			XXX		XXX	XXX	XXX	XXX	XXX	
AA-3770288	BOULDER INSURANCE LTD.			XXX		XXX	XXX	XXX	XXX	XXX	
AA-1120305	BRYANSTON INS CO LTD			XXX		XXX	XXX	XXX	XXX	XXX	
AA-1784113	CARRAIG INS LTD	11	2,546	XXX	11	XXX	XXX	2,556	XXX	2,556	
AA-3190190	CATERPILLAR INS. CO.			XXX		XXX	XXX	XXX	XXX	XXX	
AA-3194161	CATLIN INS CO LTD			XXX		XXX	XXX	XXX	XXX	XXX	
AA-1460018	CATLIN RE SWITZERLAND LTD			XXX		XXX	XXX	XXX	XXX	XXX	
AA-1121110	CAVELL INS CO LTD			XXX		XXX	XXX	XXX	XXX	XXX	
AA-3190457	CEBIC LTD.			XXX		XXX	XXX	XXX	XXX	XXX	
AA-3160015	CENTURY P&C			XXX		XXX	XXX	XXX	XXX	XXX	
AA-1121065	CGU BONUS LTD			XXX		XXX	XXX	XXX	XXX	XXX	
AA-9240028	CHINA CONTINENT P&C INS CO	58	290	XXX	58	XXX	XXX	290	XXX	290	
AA-9240072	CHINA LIFE PROP & CAS INS CO			XXX		XXX	XXX	XXX	XXX	XXX	
AA-9240123	CHINA LIFE PROPERTY & CASUALTY			XXX		XXX	XXX	XXX	XXX	XXX	
AA-9240021	CHINA PACIFIC PROP INS CO LTD	570	2,855	XXX	570	XXX	XXX	2,855	XXX	2,855	
AA-9240012	CHINA PROP & CAS REINS CO LTD			XXX		XXX	XXX	XXX	XXX	XXX	
AA-5320100	CHINA TAIPING INS HK CO LTD		12	XXX		XXX	XXX	XXX	XXX	XXX	

ANNUAL STATEMENT FOR THE YEAR 2023 OF THE ZURICH AMERICAN INSURANCE COMPANY

SCHEDULE F - PART 3 (Continued)

Ceded Reinsurance as of December 31, Current Year (\$000 Omitted)
(Total Provision for Reinsurance)

ID Number From Col. 1	Name of Reinsurer From Col. 3	70 20% of Recoverable on Paid Losses & LAE Over 90 Days past Due Amounts Not in Dispute (Col. 47 * 20%)	Provision for Unauthorized Reinsurance		Provision for Overdue Authorized and Reciprocal Jurisdiction Reinsurance		Total Provision for Reinsurance				
			71	72	73	74	75	76	77	78	
			Provision for Reinsurance with Unauthorized Reinsurers Due to Collateral Deficiency (Col. 26)	Provision for Overdue Reinsurance from Unauthorized Reinsurers and Amounts in Dispute (Col. 70 + 20% of the Amount in Col. 16)	Complete if Col. 52 = "Yes"; Otherwise Enter 0	Complete if Col. 52 = "No"; Otherwise Enter 0	Provision for Amounts Ceded to Authorized and Reciprocal Reinsurers (Cols. 73 + 74)	Provision for Amounts Ceded to Unauthorized Reinsurers (Cols. 71 + 72 Not in Excess of Col. 15)	Provision for Amounts Ceded to Certified Reinsurers (Cols. 64 + 69)	Total Provision for Reinsurance (Cols. 75 + 76 + 77)	
AA-9249995	CHINA UNITED PROP INS CO LTD				XXX	XXX	XXX		XXX		
AA-3190002	CHUBB BERMUDA INS LTD	39		39	XXX	XXX	XXX	39	XXX		39
AA-1320152	CHUBB EUROPEAN GRP SE	1		1	XXX	XXX	XXX	1	XXX		1
AA-1240002	CHUBB INS. CO. OF EUROPE SE				XXX	XXX	XXX		XXX		
AA-3190770	CHUBB TEMPEST RE LTD				XXX	XXX	XXX		XXX		
AA-3770073	CHURCHILL CASUALTY LTD.	609		609	XXX	XXX	XXX	609	XXX		609
AA-2431000	CIA NATIONAL DE SEGUROS C	15	112	15	XXX	XXX	XXX	112	XXX		112
AA-1120345	CITY INS CO (UK) LTD				XXX	XXX	XXX		XXX		
AA-3190405	CLIENTS ASSURANCE POOL, LTD	1		1	XXX	XXX	XXX	1	XXX		1
AA-1320035	COLISEE RE				XXX	XXX	XXX		XXX		
AA-3770124	COLUMBUS INS. CO. LTD				XXX	XXX	XXX		XXX		
AA-3774153	COMPLETE STRUCTURE, LTD.	12		12	XXX	XXX	XXX	12	XXX		12
AA-3160026	CONSTELLATION REINS CO LTD				XXX	XXX	XXX		XXX		
AA-3770501	CONSTRUCTION RISK CONTAIN INS CO				XXX	XXX	XXX		XXX		
AA-1120191	CONVEX INS UK LTD	12		12	XXX	XXX	XXX	12	XXX		12
AA-3191400	CONVEX RE LTD				XXX	XXX	XXX		XXX		
AA-1280067	COPENHAGEN REINS CO				XXX	XXX	XXX		XXX		
AA-1120440	COPENHAGEN REINS CO				XXX	XXX	XXX		XXX		
AA-1244100	CREDENDO - SHORT TERM NON-EU RISKS				XXX	XXX	XXX		XXX		
AA-1120355	CX REINS CO LTD				XXX	XXX	XXX		XXX		
AA-3191423	DARAG BERMUDA LTD	85		85	XXX	XXX	XXX	85	XXX		85
AA-3194135	DAVIES (SAC) LTD				XXX	XXX	XXX		XXX		
AA-3770490	DELTA IND GROUP LTD	17		17	XXX	XXX	XXX	17	XXX		17
AA-1380040	DELTA LLOYD NON LIFE LTD				XXX	XXX	XXX		XXX		
AA-1340028	DEVK (DEVK RUCKVERSICHERUNGS UND BE				XXX	XXX	XXX		XXX		
AA-3190518	DODGE & JAMES INS.				XXX	XXX	XXX		XXX		
AA-1120495	DOMINION INS CO				XXX	XXX	XXX		XXX		
AA-1120505	DOWA INS CO (UK) LTD		6		XXX	XXX	XXX	6	XXX		6
AA-1340085	E-S RUECKVERSICHERUNGS-AG				XXX	XXX	XXX		XXX		
AA-3770062	EASTERN RE LTD				XXX	XXX	XXX		XXX		
AA-1120536	EL PASO INS CO				XXX	XXX	XXX		XXX		
AA-3770472	ELEVATION GROUP LTD	1		1	XXX	XXX	XXX	1	XXX		1
AA-3770070	ELITE DISTRIBUTORS INS CO				XXX	XXX	XXX		XXX		
AA-3194142	ELM COMPANY LTD				XXX	XXX	XXX		XXX		
AA-3194130	ENDURANCE SPECIALTY INS.	37		37	XXX	XXX	XXX	37	XXX		37
AA-1124129	ENDURANCE WORLDWIDE INS LTD				XXX	XXX	XXX		XXX		
AA-3190747	ENERGY INS BERMUDA (EIB)				XXX	XXX	XXX		XXX		
AA-1120545	ENGLISH AND AMERICAN INS				XXX	XXX	XXX		XXX		
AA-9160004	EURASIA INS CO JSC				XXX	XXX	XXX		XXX		
AA-1340003	EUROPA RUECKVERSICHERUNGS				XXX	XXX	XXX		XXX		
AA-1780034	EUROPEAN SPECIALITY RE				XXX	XXX	XXX		XXX		

ANNUAL STATEMENT FOR THE YEAR 2023 OF THE ZURICH AMERICAN INSURANCE COMPANY

SCHEDULE F - PART 3 (Continued)

Ceded Reinsurance as of December 31, Current Year (\$000 Omitted)
(Total Provision for Reinsurance)

ID Number From Col. 1	Name of Reinsurer From Col. 3	70 20% of Recoverable on Paid Losses & LAE Over 90 Days past Due Amounts Not in Dispute (Col. 47 * 20%)	Provision for Unauthorized Reinsurance		Provision for Overdue Authorized and Reciprocal Jurisdiction Reinsurance		Total Provision for Reinsurance			
			71	72	73	74	75	76	77	78
			Provision for Reinsurance with Unauthorized Reinsurers Due to Collateral Deficiency (Col. 26)	Provision for Overdue Reinsurance from Unauthorized Reinsurers and Amounts in Dispute (Col. 70 + 20% of the Amount in Col. 16)	Complete if Col. 52 = "Yes"; Otherwise Enter 0 20% of Recoverable on Paid Losses & LAE Over 90 Days Past Due Amounts Not in Dispute + 20% of Amounts in Dispute ((Col. 47 * 20%) + [Col. 45 * 20%])	Complete if Col. 52 = "No"; Otherwise Enter 0 Greater of 20% of Net Recoverable Net of Funds Held & Collateral, or 20% of Recoverable on Paid Losses & LAE Over 90 Days Past Due (Greater of Col. 26 * 20% or Cols. [40 + 41] * 20%)	Provision for Amounts Ceded to Authorized and Reciprocal Reinsurers (Cols. 73 + 74)	Provision for Amounts Ceded to Unauthorized Reinsurers (Cols. 71 + 72 Not in Excess of Col. 15)	Provision for Amounts Ceded to Certified Reinsurers (Cols. 64 + 69)	Total Provision for Reinsurance (Cols. 75 + 76 + 77)
AA-3190128 ..	EVEREN SPECIALTY LTD.	8	252	8	XXX	XXX	XXX	261	XXX	261
AA-3770160 ..	EVEREST PROP INS CO				XXX	XXX	XXX		XXX	
AA-3194101 ..	EVEREST RE BERMUDA LTD				XXX	XXX	XXX		XXX	
AA-1780122 ..	EVEREST REINS CO (IRELAND)		96		XXX	XXX	XXX	96	XXX	96
AA-3774169 ..	EVOLUTION INS. CO.				XXX	XXX	XXX		XXX	
AA-1120580 ..	EXCESS INS CO				XXX	XXX	XXX		XXX	
AA-3770471 ..	FAIRHAVEN LTD	2		2	XXX	XXX	XXX	2	XXX	2
AA-3191289 ..	FIDELIS INS BERMUDA LTD				XXX	XXX	XXX		XXX	
AA-1120175 ..	FIDELIS UNDERWRITING LTD				XXX	XXX	XXX		XXX	
AA-3191386 ..	FLEMING REINS LTD	2		2	XXX	XXX	XXX	2	XXX	2
AA-1120620 ..	FOLKSAM INTL INS CO				XXX	XXX	XXX		XXX	
AA-3770291 ..	FOUR CORNERS CONST GRP	368		368	XXX	XXX	XXX	368	XXX	368
AA-3190191 ..	FRANCHISE TEAM INS. CO.				XXX	XXX	XXX		XXX	
AA-1080011 ..	GARLAN INSURANCE LTD.				XXX	XXX	XXX		XXX	
AA-3190767 ..	GATEWAY INS. CO.				XXX	XXX	XXX		XXX	
AA-5340310 ..	GEN INS CORP OF INDIA				XXX	XXX	XXX		XXX	
AA-1120661 ..	GENERAL ACCIDENT REINS				XXX	XXX	XXX		XXX	
AA-3190219 ..	GENERAL INT'L LTD				XXX	XXX	XXX		XXX	
AA-1340145 ..	GENERAL REINS AG	14		14	XXX	XXX	XXX	14	XXX	14
AA-1460060 ..	GENERAL REINS UK LTD		99		XXX	XXX	XXX	99	XXX	99
AA-1320110 ..	GENERALI ASSURANCES IARD		63		XXX	XXX	XXX		XXX	
AA-9350003 ..	GENERALI POJISTOVNA AS				XXX	XXX	XXX		XXX	
AA-3774117 ..	GENERATIONS GRP LTD.	1		1	XXX	XXX	XXX	1	XXX	1
AA-1460070 ..	GERLING GLOBAL RE CO LTD				XXX	XXX	XXX		XXX	
AA-1464111 ..	GLACIER RE AG				XXX	XXX	XXX		XXX	
AA-3160096 ..	GLENMAPLE REIN CO LTD	5		5	XXX	XXX	XXX	5	XXX	5
AA-1120680 ..	GLOBAL GENERAL & RE CO				XXX	XXX	XXX		XXX	
AA-3770433 ..	GOLDEN RULE LTD	15		15	XXX	XXX	XXX	15	XXX	15
AA-1930320 ..	GOV INS OFF OF NEW S WALES				XXX	XXX	XXX		XXX	
AA-1340043 ..	GREAT LAKES INS SE		1,139		XXX	XXX	XXX	170	XXX	170
AA-3770356 ..	GREEN OAK RE SPC		1		XXX	XXX	XXX	1	XXX	1
AA-3191302 ..	GREINS GLOBAL LTD		85		XXX	XXX	XXX	85	XXX	85
AA-3191437 ..	GROUP ARK INS LTD				XXX	XXX	XXX		XXX	
AA-3190908 ..	GUILFORD RE LTD				XXX	XXX	XXX		XXX	
AA-1780104 ..	HAMILTON INS DAC		7		XXX	XXX	XXX		XXX	
AA-3191190 ..	HAMILTON RE LTD				XXX	XXX	XXX		XXX	
AA-3190060 ..	HANNOVER RE BERMUDA LTD	8		8	XXX	XXX	XXX	8	XXX	8
AA-1340125 ..	HANNOVER RUECK SE		66		XXX	XXX	XXX	66	XXX	66
AA-3190075 ..	HARBOUR ASSUR. CO. OF BER				XXX	XXX	XXX		XXX	
AA-3770061 ..	HARVEST INS CO				XXX	XXX	XXX		XXX	
AA-1120982 ..	HCC INTERNATIONAL INS CO PLC		599		XXX	XXX	XXX	494	XXX	494

ANNUAL STATEMENT FOR THE YEAR 2023 OF THE ZURICH AMERICAN INSURANCE COMPANY

SCHEDULE F - PART 3 (Continued)

Ceded Reinsurance as of December 31, Current Year (\$000 Omitted)
(Total Provision for Reinsurance)

ID Number From Col. 1	Name of Reinsurer From Col. 3	70 20% of Recoverable on Paid Losses & LAE Over 90 Days past Due Amounts Not in Dispute (Col. 47 * 20%)	Provision for Unauthorized Reinsurance		Provision for Overdue Authorized and Reciprocal Jurisdiction Reinsurance		Total Provision for Reinsurance				
			71	72	73	74	75	76	77	78	
			Provision for Reinsurance with Unauthorized Reinsurers Due to Collateral Deficiency (Col. 26)	Provision for Overdue Reinsurance from Unauthorized Reinsurers and Amounts in Dispute (Col. 70 + 20% of the Amount in Col. 16)	Complete if Col. 52 = "Yes"; Otherwise Enter 0 20% of Recoverable on Paid Losses & LAE Over 90 Days Past Due Amounts Not in Dispute + 20% of Amounts in Dispute ((Col. 47 * 20%) + [Col. 45 * 20%])	Complete if Col. 52 = "No"; Otherwise Enter 0 Greater of 20% of Net Recoverable Net of Funds Held & Collateral, or 20% of Recoverable on Paid Losses & LAE Over 90 Days Past Due (Greater of Col. 26 * 20% or Cols. [40 + 41] * 20%)	Provision for Amounts Ceded to Authorized and Reciprocal Reinsurers (Cols. 73 + 74)	Provision for Amounts Ceded to Unauthorized Reinsurers (Cols. 71 + 72 Not in Excess of Col. 15)	Provision for Amounts Ceded to Certified Reinsurers (Cols. 64 + 69)	Total Provision for Reinsurance (Cols. 75 + 76 + 77)	
AA-1249999	HDI GERLING INDUSTRIAL			XXX	XXX	XXX	XXX			XXX	
AA-1340106	HDI GLOBAL SE	27		XXX	XXX	XXX	XXX		27	XXX	27
AA-1340041	HDI GLOBAL SPECIALTY SE			XXX		XXX	XXX			XXX	
AA-3774133	HEARTLAND GROUP LTD.			XXX		XXX	XXX			XXX	
AA-3770498	HEAVY HIGHWAY INS SOL LTD			XXX		XXX	XXX			XXX	
AA-1460080	HELVETIA SCHWEIZERISCHE V	1		XXX	1	XXX	XXX		1	XXX	1
AA-3770336	HEXAGON INS CO LTD		4,057	XXX		XXX	XXX		4,057	XXX	4,057
AA-1120760	HIGHLANDS INS. CO.(UK)			XXX		XXX	XXX			XXX	
AA-1120525	HISCOX INS CO LTD		3	XXX		XXX	XXX		3	XXX	3
AA-5280035	HOTAI INSURANCE CO LTD	1		XXX	1	XXX	XXX		1	XXX	1
AA-1444101	IF P&C INS LTD			XXX		XXX	XXX			XXX	
AA-3770538	IMPACT RE, LTD			XXX		XXX	XXX			XXX	
AA-1720095	INDUSTRIAL MUTUAL INS			XXX		XXX	XXX			XXX	
AA-3779994	INDUSTRIAL STAFFING LTD	24		XXX	24	XXX	XXX		24	XXX	24
AA-9220050	INGOSSTRAKH			XXX		XXX	XXX			XXX	
AA-9220005	INS CO OF GAZ INDUSTRY SOGAZ			XXX		XXX	XXX			XXX	
AA-1120812	INS. CORP OF SINGAPORE UK	0	6	XXX	0	XXX	XXX		6	XXX	6
AA-1560480	INTACT INS CO			XXX		XXX	XXX			XXX	
AA-3191254	INTERNATIONAL GENERAL INS CO LTD			XXX		XXX	XXX			XXX	
AA-1120154	INTL GEN INS CO LTD		4	XXX		XXX	XXX		4	XXX	4
AA-3194152	INTL INDEMNITY LTD	1		XXX	1	XXX	XXX		1	XXX	1
AA-3190416	INTRA-CONTINENTAL ENSURER	26	194	XXX	26	XXX	XXX		220	XXX	220
AA-0009999	ION INS CO INC			XXX		XXX	XXX			XXX	
AA-9689000	ION TRIAC INS. CO.			XXX		XXX	XXX			XXX	
AA-3190463	IPORE LTD			XXX		XXX	XXX			XXX	
AA-2230425	IRB BRASIL RESSEGUROS SA	9		XXX	9	XXX	XXX		9	XXX	9
AA-3770115	IWILA INS. CO.			XXX		XXX	XXX			XXX	
AA-3190769	JAMES DOUGLAS INS. CO.			XXX		XXX	XXX			XXX	
AA-1080027	JUPITER INS LTD		1,055	XXX		XXX	XXX		1,055	XXX	1,055
AA-3190347	KANE SAC LTD			XXX		XXX	XXX			XXX	
AA-1120835	KINGSCROFT INS CO LTD			XXX		XXX	XXX			XXX	
AA-5420050	KOREAN RE CO	1		XXX	1	XXX	XXX		1	XXX	1
AA-1460029	KOREAN RE SWITZERLAND AG		99	XXX		XXX	XXX		99	XXX	99
AA-1120999	KX RE CO LTD	39	275	XXX	39	XXX	XXX		275	XXX	275
AA-1120066	LANCASHIRE INS. CO. (UK)			XXX		XXX	XXX			XXX	
AA-3190842	LANSDOWNE INS CO LTD		57	XXX		XXX	XXX		57	XXX	57
AA-3190654	LASALLE RE LTD.			XXX		XXX	XXX			XXX	
AA-1370048	LIBERTY MUTUAL INS EUROPE SE			XXX		XXX	XXX			XXX	
AA-3190917	LIBERTY SPECIALTY MARKETS BERMUDA	10		XXX	10	XXX	XXX		10	XXX	10
AA-3191184	LIKEWIZE RE LTD			XXX		XXX	XXX			XXX	
AA-1120920	LIME STREET INS CO		2	XXX		XXX	XXX		2	XXX	2

ANNUAL STATEMENT FOR THE YEAR 2023 OF THE ZURICH AMERICAN INSURANCE COMPANY

SCHEDULE F - PART 3 (Continued)

Ceded Reinsurance as of December 31, Current Year (\$000 Omitted)
(Total Provision for Reinsurance)

ID Number From Col. 1	Name of Reinsurer From Col. 3	70 20% of Recoverable on Paid Losses & LAE Over 90 Days past Due Amounts Not in Dispute (Col. 47 * 20%)	Provision for Unauthorized Reinsurance		Provision for Overdue Authorized and Reciprocal Jurisdiction Reinsurance		Total Provision for Reinsurance				
			71	72	73	74	75	76	77	78	
			Provision for Reinsurance with Unauthorized Reinsurers Due to Collateral Deficiency (Col. 26)	Provision for Overdue Reinsurance from Unauthorized Reinsurers and Amounts in Dispute (Col. 70 + 20% of the Amount in Col. 16)	Complete if Col. 52 = "Yes"; Otherwise Enter 0 20% of Recoverable on Paid Losses & LAE Over 90 Days Past Due Amounts Not in Dispute + 20% of Amounts in Dispute ((Col. 47 * 20%) + [Col. 45 * 20%])	Complete if Col. 52 = "No"; Otherwise Enter 0 Greater of 20% of Net Recoverable Net of Funds Held & Collateral, or 20% of Recoverable on Paid Losses & LAE Over 90 Days Past Due (Greater of Col. 26 * 20% or Cols. [40 + 41] * 20%)	Provision for Amounts Ceded to Authorized and Reciprocal Reinsurers (Cols. 73 + 74)	Provision for Amounts Ceded to Unauthorized Reinsurers (Cols. 71 + 72 Not in Excess of Col. 15)	Provision for Amounts Ceded to Certified Reinsurers (Cols. 64 + 69)	Total Provision for Reinsurance (Cols. 75 + 76 + 77)	
AA-1122004	LLOYDS SYNDICATE #1681-SLATER WALKER			XXX	XXX	XXX	XXX	XXX	XXX	XXX	
AA-1720092	LOCAL TAPIOLA GEN MUTUAL INS CO			XXX	XXX	XXX	XXX	XXX	XXX	XXX	
AA-1120887	LONDON & EDINBURGH INS.			XXX	XXX	XXX	XXX	XXX	XXX	XXX	
AA-1121134	LONDON & OVERSEAS INS. CO			XXX	XXX	XXX	XXX	XXX	XXX	XXX	
AA-3191239	LUMEN RE LTD			XXX	XXX	XXX	XXX	XXX	XXX	XXX	
AA-8310013	LYRA INS GUERNSEY LTD			XXX	XXX	XXX	XXX	XXX	XXX	XXX	
AA-3770137	MAC CAS LTD			XXX	XXX	XXX	XXX	XXX	XXX	XXX	
AA-1840610	MAPFRE ESPANA COMPANIA DE SEGUROS			XXX	XXX	XXX	XXX	XXX	XXX	XXX	
AA-1842029	MAPFRE GLOBAL RISKS			XXX	XXX	XXX	XXX	XXX	XXX	XXX	
AA-3190669	MARIAS FALLS INS CO LTD			XXX	XXX	XXX	XXX	XXX	XXX	XXX	
AA-3190829	MARKEL BERMUDA LTD			XXX	XXX	XXX	XXX	XXX	XXX	XXX	
AA-3190715	METAL WORKERS INS LTD			XXX	XXX	XXX	XXX	XXX	XXX	XXX	
AA-3190261	MICHIGAN ASSUR LTD.			XXX	XXX	XXX	XXX	XXX	XXX	XXX	
AA-3190588	MILESTONE INS. CO. LTD.			XXX	XXX	XXX	XXX	XXX	XXX	XXX	
AA-1120980	MINSTER INS CO LTD			XXX	XXX	XXX	XXX	XXX	XXX	XXX	
AA-4690615	MISR INS. CO.		3	XXX	XXX	XXX	XXX	XXX	1	XXX	1
AA-1580085	MITSUMI SUMITOMO INS CO		.99	XXX	XXX	XXX	XXX	XXX	.99	XXX	.99
AA-1121410	MITSUMI SUMITOMO INS CO	4		XXX	4	XXX	XXX	XXX	4	XXX	4
AA-1320222	MMA IARD ASSUR MUTUELLES			XXX	XXX	XXX	XXX	XXX	XXX	XXX	
AA-1460019	MS AMLIN AG			XXX	XXX	XXX	XXX	XXX	XXX	XXX	
AA-1340165	MUNCHENER RUECKVERSICHERUNGS	17		XXX	17	XXX	XXX	XXX	17	XXX	17
AA-1120011	MUNICH REINS CO			XXX	XXX	XXX	XXX	XXX	XXX	XXX	
AA-3190120	MUTUAL REINS CO LTD			XXX	XXX	XXX	XXX	XXX	XXX	XXX	
AA-3190280	N.I. LIMITED		4	XXX	4	XXX	XXX	XXX	4	XXX	4
AA-3770072	NAT'L ENVIRONMENTAL INS.		1	XXX	1	XXX	XXX	XXX	1	XXX	1
AA-1129999	NATIONAL CAS OF AMERICA		.52	XXX	.52	XXX	XXX	XXX	.52	XXX	.52
AA-3770167	NATIONAL CONTRACTORS INS CO	100		XXX	100	XXX	XXX	XXX	100	XXX	100
AA-3774174	NATIONAL FOUNDERS INS CO			XXX	XXX	XXX	XXX	XXX	XXX	XXX	
AA-5310005	NATIONALE BORG REINS NV			XXX	XXX	XXX	XXX	XXX	XXX	XXX	
AA-1380115	NATL BORG MIJ N V			XXX	XXX	XXX	XXX	XXX	XXX	XXX	
AA-3190869	NEW CASTLE REINS. CO. LTD.			XXX	XXX	XXX	XXX	XXX	XXX	XXX	
AA-3774175	NEW CON INS. CO.	26		XXX	26	XXX	XXX	XXX	.26	XXX	.26
AA-1120015	NEW HAMPSHIRE INS. CO.		.13	XXX	.13	XXX	XXX	XXX	.13	XXX	.13
AA-5340660	NEW INDIA ASSUR CO.		.56	XXX	.56	XXX	XXX	XXX	.56	XXX	.56
AA-3610030	NEW LONDON REINS CO LTD		.68	XXX	.68	XXX	XXX	XXX	.68	XXX	.68
AA-3199994	NIGHTENGALE RE EUROPE			XXX	XXX	XXX	XXX	XXX	XXX	XXX	
AA-1121075	NIPPON INS CO OF EUROPE			XXX	XXX	XXX	XXX	XXX	XXX	XXX	
AA-1121095	NORTH ATLANTIC INS.			XXX	XXX	XXX	XXX	XXX	XXX	XXX	
AA-3160147	NORTHERN INS CO LTD		1,607	XXX	1,607	XXX	XXX	XXX	1,607	XXX	1,607
AA-3770125	NORTHRIDGE INS. CO.		.44	XXX	.44	XXX	XXX	XXX	.44	XXX	.44
AA-3160161	OCEAN INTL RE CO LTD		.709	XXX	.709	XXX	XXX	XXX	.702	XXX	.702

ANNUAL STATEMENT FOR THE YEAR 2023 OF THE ZURICH AMERICAN INSURANCE COMPANY

SCHEDULE F - PART 3 (Continued)

Ceded Reinsurance as of December 31, Current Year (\$000 Omitted)
(Total Provision for Reinsurance)

ID Number From Col. 1	Name of Reinsurer From Col. 3	70 20% of Recoverable on Paid Losses & LAE Over 90 Days past Due Amounts Not in Dispute (Col. 47 * 20%)	Provision for Unauthorized Reinsurance		Provision for Overdue Authorized and Reciprocal Jurisdiction Reinsurance		Total Provision for Reinsurance			
			71	72	73	74	75	76	77	78
			Provision for Reinsurance with Unauthorized Reinsurers Due to Collateral Deficiency (Col. 26)	Provision for Overdue Reinsurance from Unauthorized Reinsurers and Amounts in Dispute (Col. 70 + 20% of the Amount in Col. 16)	Complete if Col. 52 = "Yes"; Otherwise Enter 0	Complete if Col. 52 = "No"; Otherwise Enter 0	Provision for Amounts Ceded to Authorized and Reciprocal Reinsurers (Cols. 73 + 74)	Provision for Amounts Ceded to Unauthorized Reinsurers (Cols. 71 + 72 Not in Excess of Col. 15)	Provision for Amounts Ceded to Certified Reinsurers (Cols. 64 + 69)	Total Provision for Reinsurance (Cols. 75 + 76 + 77)
AA-1121135	OIC RUN-OFF LTD			XXX	XXX	XXX	XXX		XXX	
AA-3779991	OLD GUARD RE			XXX	XXX	XXX	XXX		XXX	
AA-3774173	OLYMPIC STAR INS CO LTD		172	XXX	XXX	XXX	XXX	172	XXX	172
AA-8310022	ORCHID INS LTD			XXX	XXX	XXX	XXX		XXX	
AA-1422010	OSLO RE CO UK LTD			XXX	XXX	XXX	XXX		XXX	
AA-3190131	OWENS INS. LTD.			XXX	XXX	XXX	XXX		XXX	
AA-1780078	PARTNER RE EUROPE SE			XXX	XXX	XXX	XXX		XXX	
AA-1780096	PARTNER RE IRE DESIGNATED ACTIVITY			XXX	XXX	XXX	XXX		XXX	
AA-1320265	PARTNER RE SA			XXX	XXX	XXX	XXX		XXX	
AA-1789999	PHARMA INTERNATIONAL INS DAC			XXX	XXX	XXX	XXX		XXX	
AA-3191285	PICADILLY INS CO			XXX	XXX	XXX	XXX		XXX	
AA-9240019	PICC PROP & GAS CO LTD	649	649	XXX	XXX	XXX	XXX	649	XXX	649
AA-9240065	PICC REINS CO LTD		3	XXX	XXX	XXX	XXX		XXX	
AA-9240027	PING AN P&C CO OF CHINA LTD	191	955	XXX	XXX	XXX	XXX	955	XXX	955
AA-9640006	POWSZECHNY ZAKLAD UBEZPIECZEN SA			XXX	XXX	XXX	XXX		XXX	
AA-3770461	PREMIER PARTNERS GROUP LTD	9	9	XXX	XXX	XXX	XXX	9	XXX	9
AA-3160106	PROFESSIONAL ASSOCIATES IND CO			XXX	XXX	XXX	XXX		XXX	
AA-1784104	PROSEC / PHARMACIA			XXX	XXX	XXX	XXX		XXX	
AA-1121225	PRUDENTIAL ASSUR CO.			XXX	XXX	XXX	XXX		XXX	
AA-3191298	QATAR REINS CO LTD	16	16	XXX	XXX	XXX	XXX	16	XXX	16
AA-1240051	QBE EUROPE SA/NV			XXX	XXX	XXX	XXX		XXX	
AA-1780070	QBE REINSURANCE UK LTD			XXX	XXX	XXX	XXX		XXX	
AA-1120481	QBE UK LTD	2	2, 151	XXX	XXX	XXX	XXX		XXX	
AA-3190545	QUEST INS SOLUTIONS LTD		2	XXX	XXX	XXX	XXX	2	XXX	2
AA-1340004	R V VERSICHERUNG AG			XXX	XXX	XXX	XXX		XXX	
AA-1121280	R&Q GAMMA CO LTD			XXX	XXX	XXX	XXX		XXX	
AA-3191356	R&Q RE (BERMUDA) LTD	8	8	XXX	XXX	XXX	XXX	8	XXX	8
AA-3770036	RAFFLES INS LTD			XXX	XXX	XXX	XXX		XXX	
AA-3774151	RAVEN INS. CO.			XXX	XXX	XXX	XXX		XXX	
AA-2730800	REASEGURADORA PATRIA SA			XXX	XXX	XXX	XXX		XXX	
AA-3191420	RED LIFE RE LTD			XXX	XXX	XXX	XXX		XXX	
AA-3774146	REMBRANDT SPC LTD			XXX	XXX	XXX	XXX		XXX	
AA-3191238	RENAISSANCE RE SPECIALTY US LTD			XXX	XXX	XXX	XXX		XXX	
AA-3191275	RG Americas REINSURANCE CO LTD			XXX	XXX	XXX	XXX		XXX	
AA-1784121	RG INTERNATIONAL RE CO LTD			XXX	XXX	XXX	XXX		XXX	
AA-1560188	RG LIFE RE CO OF CANADA			XXX	XXX	XXX	XXX		XXX	
AA-1120583	RIVER RE LTD			XXX	XXX	XXX	XXX		XXX	
AA-1121270	RIVER THAMES INS CO			XXX	XXX	XXX	XXX		XXX	
AA-1120465	RIVERSTONE INS CO			XXX	XXX	XXX	XXX		XXX	
AA-1121275	ROYAL & SUN ALLIANCE INS			XXX	XXX	XXX	XXX		XXX	
AA-1720070	SAMPO INS CO PLC		10	XXX	XXX	XXX	XXX	10	XXX	10

ANNUAL STATEMENT FOR THE YEAR 2023 OF THE ZURICH AMERICAN INSURANCE COMPANY

SCHEDULE F - PART 3 (Continued)

Ceded Reinsurance as of December 31, Current Year (\$000 Omitted)
(Total Provision for Reinsurance)

ID Number From Col. 1	Name of Reinsurer From Col. 3	70 20% of Recoverable on Paid Losses & LAE Over 90 Days past Due Amounts Not in Dispute (Col. 47 * 20%)	Provision for Unauthorized Reinsurance		Provision for Overdue Authorized and Reciprocal Jurisdiction Reinsurance		Total Provision for Reinsurance					
			71	72	73	74	75	76	77	78		
			Provision for Reinsurance with Unauthorized Reinsurers Due to Collateral Deficiency (Col. 26)	Provision for Overdue Reinsurance from Unauthorized Reinsurers and Amounts in Dispute (Col. 70 + 20% of the Amount in Col. 16)	Complete if Col. 52 = "Yes"; Otherwise Enter 0 20% of Recoverable on Paid Losses & LAE Over 90 Days Past Due Amounts Not in Dispute + 20% of Amounts in Dispute ((Col. 47 * 20%) + [Col. 45 * 20%])	Complete if Col. 52 = "No"; Otherwise Enter 0 Greater of 20% of Net Recoverable Net of Funds Held & Collateral, or 20% of Recoverable on Paid Losses & LAE Over 90 Days Past Due (Greater of Col. 26 * 20% or Cols. [40 + 41] * 20%)	Provision for Amounts Ceded to Authorized and Reciprocal Reinsurers (Cols. 73 + 74)	Provision for Amounts Ceded to Unauthorized Reinsurers (Cols. 71 + 72 Not in Excess of Col. 15)	Provision for Amounts Ceded to Certified Reinsurers (Cols. 64 + 69)	Total Provision for Reinsurance (Cols. 75 + 76 + 77)		
AA-5420022	SAMSUNG FIRE & MARINE INS			XXX	XXX	XXX	XXX	XXX	XXX	XXX	XXX	XXX
AA-3191114	SATURN INS CO LTD	151		XXX	151	XXX	XXX	151	XXX	XXX	XXX	151
AA-1121295	SCAN REINS CO			XXX		XXX	XXX	XXX	XXX	XXX	XXX	XXX
AA-1340015	SCOR GLOBAL LIFE DEUTSCHLAND			XXX		XXX	XXX	XXX	XXX	XXX	XXX	XXX
AA-1320158	SCOR SE			XXX		XXX	XXX	XXX	XXX	XXX	XXX	XXX
AA-1120019	SCOR UK CO LTD			XXX		XXX	XXX	XXX	XXX	XXX	XXX	XXX
AA-1121310	SCOTTISH LION INS. CO.		11	XXX		XXX	XXX	XXX	11	XXX	XXX	11
AA-3190712	SEG INS LTD			XXX		XXX	XXX	XXX		XXX	XXX	
AA-3770462	SELECT PARTNERS GROUP LTD	4		XXX	4	XXX	XXX	XXX	4	XXX	XXX	4
AA-3610571	SELECTA INS AND RE CO (CARRIBBEAN)		251	XXX		XXX	XXX	XXX	171	XXX	XXX	171
AA-3779995	SENIOR LIVING INS CO LTD			XXX		XXX	XXX	XXX		XXX	XXX	
AA-1370046	SI INS (EUROPE) SA			XXX		XXX	XXX	XXX		XXX	XXX	
AA-3770174	SIGNATURE INS CO			XXX		XXX	XXX	XXX		XXX	XXX	
AA-1440076	SIRIUS INTL INS			XXX		XXX	XXX	XXX		XXX	XXX	
AA-3191321	SIRIUSPOINT BERMUDA INS CO LTD			XXX		XXX	XXX	XXX		XXX	XXX	
AA-3190969	SOLUTION INS LTD.			XXX		XXX	XXX	XXX		XXX	XXX	
AA-1580110	SOMPO JAPAN NIPPONKOA INS INC	20		XXX	20	XXX	XXX	XXX	20	XXX	XXX	20
AA-1320295	SOREMA-STE.DE REASS.DES A			XXX		XXX	XXX	XXX		XXX	XXX	
AA-3770252	SOUTHERN CONSTRUCTION GRP LTD	6	1,542	XXX	6	XXX	XXX	XXX	1,548	XXX	XXX	1,548
AA-1121360	SOVEREIGN MARINE & GEN			XXX		XXX	XXX	XXX		XXX	XXX	
AA-1122005	ST. HELEN'S INS. CO.			XXX		XXX	XXX	XXX		XXX	XXX	
AA-3190761	STELLAR INS LTD		1,404	XXX		XXX	XXX	XXX	1,385	XXX	XXX	1,385
AA-1374101	STONEFORT RE SA			XXX		XXX	XXX	XXX		XXX	XXX	
AA-1121390	STRONGHOLD INS. CO.	2	126	XXX	2	XXX	XXX	XXX	126	XXX	XXX	126
AA-1340045	SWISS GERMANY AG			XXX		XXX	XXX	XXX		XXX	XXX	
AA-1560160	SWISS RE CO CANADA			XXX		XXX	XXX	XXX		XXX	XXX	
AA-1370021	SWISS RE EUROPE SA			XXX		XXX	XXX	XXX		XXX	XXX	
AA-1370020	SWISS RE INTL SE			XXX		XXX	XXX	XXX		XXX	XXX	
AA-1460146	SWISS REINS CO LTD	1		XXX	1	XXX	XXX	XXX	1	XXX	XXX	1
AA-1931004	SYDNEY REINS. CO. PTY. LT			XXX		XXX	XXX	XXX		XXX	XXX	
AA-5324100	TAIPIING REINS CO LTD	18	267	XXX	18	XXX	XXX	XXX	88	XXX	XXX	88
AA-3191220	TELLURIDE INS LTD			XXX		XXX	XXX	XXX		XXX	XXX	
AA-3770197	TEMPORARY SERVICES INS.			XXX		XXX	XXX	XXX		XXX	XXX	
AA-1121575	TENECOM LTD			XXX		XXX	XXX	XXX		XXX	XXX	
AA-3774108	THE FOUNDATION GRP LTD.		2,358	XXX		XXX	XXX	XXX	2,358	XXX	XXX	2,358
AA-3774126	THE INDEPENDENCE GRP LTD			XXX		XXX	XXX	XXX		XXX	XXX	
AA-3190777	THREE CROWNS INS. CO.		22	XXX		XXX	XXX	XXX	22	XXX	XXX	22
AA-1460034	TOA 21ST CENTURY REINS CO LTD			XXX		XXX	XXX	XXX		XXX	XXX	
AA-1121445	TOKIO MARINE KILN INS LTD	6		XXX	6	XXX	XXX	XXX	6	XXX	XXX	6
AA-1580100	TOKIO MARINE&NICHIDO FIRE	4	33	XXX	4	XXX	XXX	XXX	33	XXX	XXX	33
AA-3190155	TRANSCON INS. LTD.	55		XXX	55	XXX	XXX	XXX	55	XXX	XXX	55

26.20

ANNUAL STATEMENT FOR THE YEAR 2023 OF THE ZURICH AMERICAN INSURANCE COMPANY

SCHEDULE F - PART 3 (Continued)

Ceded Reinsurance as of December 31, Current Year (\$000 Omitted)
(Total Provision for Reinsurance)

ID Number From Col. 1	Name of Reinsurer From Col. 3	70 20% of Recoverable on Paid Losses & LAE Over 90 Days past Due Amounts Not in Dispute (Col. 47 * 20%)	Provision for Unauthorized Reinsurance		Provision for Overdue Authorized and Reciprocal Jurisdiction Reinsurance		Total Provision for Reinsurance				
			71	72	73	74	75	76	77	78	
			Provision for Reinsurance with Unauthorized Reinsurers Due to Collateral Deficiency (Col. 26)	Provision for Overdue Reinsurance from Unauthorized Reinsurers and Amounts in Dispute (Col. 70 + 20% of the Amount in Col. 16)	Complete if Col. 52 = "Yes"; Otherwise Enter 0	Complete if Col. 52 = "No"; Otherwise Enter 0	Provision for Amounts Ceded to Authorized and Reciprocal Reinsurers (Cols. 73 + 74)	Provision for Amounts Ceded to Unauthorized Reinsurers (Cols. 71 + 72 Not in Excess of Col. 15)	Provision for Amounts Ceded to Certified Reinsurers (Cols. 64 + 69)	Total Provision for Reinsurance (Cols. 75 + 76 + 77)	
AA-3190708	TRANSGLOBAL INS. LTD.			XXX	XXX	XXX	XXX	XXX	XXX	XXX	
AA-3191368	TRANSPORTATION REINS UNDERWRITING C			XXX	XXX	XXX	XXX	XXX	XXX	XXX	
AA-1120159	TRANSRE LONDON LTD		35	XXX	XXX	XXX	XXX	XXX	XXX	XXX	
AA-1121375	TRAVELERS INS. CO. LTD			XXX	XXX	XXX	XXX	XXX	XXX	XXX	
AA-1280001	TRYG INS. CO.			XXX	XXX	XXX	XXX	XXX	XXX	XXX	
AA-1120431	TUREGUM INS CO (UK)		1	XXX	XXX	XXX	XXX	XXX	1	XXX	1
AA-3770526	ULTRA INS (CAYMAN), LTD		1,249	XXX	XXX	XXX	XXX	XXX	1,249	XXX	1,249
AA-1420080	UNI MUTUAL GENERAL INS.		92	XXX	XXX	XXX	XXX	XXX	92	XXX	92
AA-1121480	UNIONAMERICA INS CO LTD		2	XXX	XXX	XXX	XXX	XXX	2	XXX	2
AA-3771163	UNITED TRADES INS. CO.			XXX	XXX	XXX	XXX	XXX		XXX	
AA-3190580	UNIVERSAL RE BERMUDA			XXX	XXX	XXX	XXX	XXX		XXX	
AA-1460006	VALIDUS RE (SWITZERLAND) LTD	9		XXX	XXX	XXX	XXX	XXX	9	XXX	9
AA-3190870	VALIDUS RE LTD			XXX	XXX	XXX	XXX	XXX		XXX	
AA-3770282	VALLEY INDEMNITY LTD			XXX	XXX	XXX	XXX	XXX		XXX	
AA-3191432	VANTAGE RISK LTD			XXX	XXX	XXX	XXX	XXX		XXX	
AA-1460175	VERITAS RUCKVERSICHERUNGS			XXX	XXX	XXX	XXX	XXX		XXX	
AA-1420147	VESTA REINS. A/S	1	7	XXX	XXX	XXX	XXX	XXX	7	XXX	7
AA-3774134	VISION INS. CO.			XXX	XXX	XXX	XXX	XXX		XXX	
AA-1780111	VITAL BLUE INS DAC	16	218	XXX	XXX	XXX	XXX	XXX	234	XXX	234
AA-1121525	WALBROOK INS CO			XXX	XXX	XXX	XXX	XXX		XXX	
AA-1120740	WASA INTL (UK) INS CO			XXX	XXX	XXX	XXX	XXX		XXX	
AA-3194184	WHIRLPOOL INS. CO. LTD.			XXX	XXX	XXX	XXX	XXX		XXX	
AA-3770335	WILDCAT ENERGY INS LTD.			XXX	XXX	XXX	XXX	XXX		XXX	
AA-1120386	WORLD AUXILIARY INS.		16	XXX	XXX	XXX	XXX	XXX	16	XXX	16
AA-3190487	WRENFORD INS CO			XXX	XXX	XXX	XXX	XXX		XXX	
AA-3191315	XL BERMUDA LTD		11	XXX	XXX	XXX	XXX	XXX		XXX	
AA-1121547	XL INS CO SE			XXX	XXX	XXX	XXX	XXX		XXX	
AA-1780072	XL RE EUROPE LTD			XXX	XXX	XXX	XXX	XXX		XXX	
AA-9610003	ZAVAROVALNICA TRIGLAV D D		488	XXX	XXX	XXX	XXX	XXX	92	XXX	92
AA-1120515	ZURICH LEGACY SOLUTIONS SERVICES UK			XXX	XXX	XXX	XXX	XXX		XXX	
2699999	Total Unauthorized - Other Non-U.S. Insurers	3,984	33,887	3,986	XXX	XXX	XXX	XXX	32,824	XXX	32,824
2899999	Total Unauthorized Excluding Protected Cells (Sum of 2299999, 2399999, 2499999, 2599999 and 2699999)	17,460	52,288	17,465	XXX	XXX	XXX	XXX	80,646	XXX	80,646
36-4233459	EFFECTS OF INTERCOMPANY POOLING (FOOTNOTE #26)	XXX	XXX	XXX	XXX	XXX	XXX	XXX	XXX	1	1
2999999	Total Certified - Affiliates - U.S. Intercompany Pooling	XXX	XXX	XXX	XXX	XXX	XXX	XXX	XXX	1	1
3299999	Total Certified - Affiliates - U.S. Non-Pool	XXX	XXX	XXX	XXX	XXX	XXX	XXX	XXX		
3599999	Total Certified - Affiliates - Other (Non-U.S.)	XXX	XXX	XXX	XXX	XXX	XXX	XXX	XXX		
3699999	Total Certified - Affiliates	XXX	XXX	XXX	XXX	XXX	XXX	XXX	XXX	1	1
CR-3194128	ALLIED WORLD ASSUR CO	XXX	XXX	XXX	XXX	XXX	XXX	XXX	XXX		
CR-3194128	ARCH REINS LTD	XXX	XXX	XXX	XXX	XXX	XXX	XXX	XXX		

ANNUAL STATEMENT FOR THE YEAR 2023 OF THE ZURICH AMERICAN INSURANCE COMPANY

SCHEDULE F - PART 3 (Continued)

Ceded Reinsurance as of December 31, Current Year (\$000 Omitted)
(Total Provision for Reinsurance)

ID Number From Col. 1	Name of Reinsurer From Col. 3	70 20% of Recoverable on Paid Losses & LAE Over 90 Days past Due Amounts Not in Dispute (Col. 47 * 20%)	Provision for Unauthorized Reinsurance		Provision for Overdue Authorized and Reciprocal Jurisdiction Reinsurance		Total Provision for Reinsurance				
			71 Provision for Reinsurance with Unauthorized Reinsurers Due to Collateral Deficiency (Col. 26)	72 Provision for Overdue Reinsurance from Unauthorized Reinsurers and Amounts in Dispute (Col. 70 + 20% of the Amount in Col. 16)	73 Complete if Col. 52 = "Yes"; Otherwise Enter 0 20% of Recoverable on Paid Losses & LAE Over 90 Days Past Due Amounts Not in Dispute + 20% of Amounts in Dispute ([Col. 47 * 20%] + [Col. 45 * 20%])	74 Complete if Col. 52 = "No"; Otherwise Enter 0 Greater of 20% of Net Recoverable Net of Funds Held & Collateral, or 20% of Recoverable on Paid Losses & LAE Over 90 Days Past Due (Greater of Col. 26 * 20% or Cols. [40 + 41] * 20%)	75 Provision for Amounts Ceded to Authorized and Reciprocal Reinsurers (Cols. 73 + 74)	76 Provision for Amounts Ceded to Unauthorized Reinsurers (Cols. 71 + 72 Not in Excess of Col. 15)	77 Provision for Amounts Ceded to Certified Reinsurers (Cols. 64 + 69)	78 Total Provision for Reinsurance (Cols. 75 + 76 + 77)	
CR-1460018	CATLIN RE SWITZERLAND LTD	XXX	XXX	XXX	XXX	XXX	XXX	XXX	XXX	7	7
CR-1460018	CATLIN RE SWITZERLAND LTD	XXX	XXX	XXX	XXX	XXX	XXX	XXX	XXX	5	5
CR-3190770	CHUBB TEMPEST RE LTD	XXX	XXX	XXX	XXX	XXX	XXX	XXX	XXX		
CR-3194122	DAVINCI REINS LTD	XXX	XXX	XXX	XXX	XXX	XXX	XXX	XXX		
CR-3194101	EVEREST RE BERMUDA LTD	XXX	XXX	XXX	XXX	XXX	XXX	XXX	XXX		
CR-3190060	HANNOVER RE BERMUDA LTD	XXX	XXX	XXX	XXX	XXX	XXX	XXX	XXX		
CR-3190060	HANNOVER RE BERMUDA LTD	XXX	XXX	XXX	XXX	XXX	XXX	XXX	XXX		
CR-1340125	HANNOVER RUECK SE	XXX	XXX	XXX	XXX	XXX	XXX	XXX	XXX		
CR-1340125	HANNOVER RUECK SE	XXX	XXX	XXX	XXX	XXX	XXX	XXX	XXX	1	1
CR-3190875	HISCOX INS CO (BERMUDA) LTD	XXX	XXX	XXX	XXX	XXX	XXX	XXX	XXX		
CR-3190829	MARKEL BERMUDA LTD	XXX	XXX	XXX	XXX	XXX	XXX	XXX	XXX		
CR-1340165	MUNCHENER RUECKVERSICHERUNGS	XXX	XXX	XXX	XXX	XXX	XXX	XXX	XXX		
CR-1460100	NEW REINSURANCE COMPANY LTD.	XXX	XXX	XXX	XXX	XXX	XXX	XXX	XXX		
CR-3190686	PARTNER RE CO LTD	XXX	XXX	XXX	XXX	XXX	XXX	XXX	XXX		
CR-1780078	PARTNER RE EUROPE SE	XXX	XXX	XXX	XXX	XXX	XXX	XXX	XXX		
CR-1460023	RENAISSANCE RE EUROPE AG	XXX	XXX	XXX	XXX	XXX	XXX	XXX	XXX	19	19
CR-3190339	RENAISSANCE RE LTD	XXX	XXX	XXX	XXX	XXX	XXX	XXX	XXX		
CR-1460146	SWISS REINS CO LTD	XXX	XXX	XXX	XXX	XXX	XXX	XXX	XXX		
CR-1460146	SWISS REINS CO LTD	XXX	XXX	XXX	XXX	XXX	XXX	XXX	XXX	57	57
CR-1120159	TRANSRE LONDON LTD	XXX	XXX	XXX	XXX	XXX	XXX	XXX	XXX		
CR-3191315	XL BERMUDA LTD	XXX	XXX	XXX	XXX	XXX	XXX	XXX	XXX	79	79
CR-3191315	XL BERMUDA LTD	XXX	XXX	XXX	XXX	XXX	XXX	XXX	XXX		
CR-1780072	XL RE EUROPE LTD	XXX	XXX	XXX	XXX	XXX	XXX	XXX	XXX		
4099999	Total Certified - Other Non-U.S. Insurers	XXX	XXX	XXX	XXX	XXX	XXX	XXX	XXX	168	168
4299999	Total Certified Excluding Protected Cells (Sum of 3699999, 3799999, 3899999, 3999999 and 4099999)	XXX	XXX	XXX	XXX	XXX	XXX	XXX	XXX	169	169
36-4233459	EFFECTS OF INTERCOMPANY POOLING (FOOTNOTE #26)		XXX	XXX				XXX	XXX		
4399999	Total Reciprocal Jurisdiction - Affiliates - U.S. Intercompany Pooling		XXX	XXX				XXX	XXX		
4699999	Total Reciprocal Jurisdiction - Affiliates - U.S. Non-Pool		XXX	XXX				XXX	XXX		
RJ-3190947	ZURICH GLOBAL LTD		XXX	XXX				XXX	XXX		
RJ-1460190	ZURICH INS CO - GCIE		XXX	XXX				XXX	XXX		
4899999	Total Reciprocal Jurisdiction - Affiliates - Other (Non-U.S.) - Other		XXX	XXX				XXX	XXX		
4999999	Total Reciprocal Jurisdiction - Affiliates - Other (Non-U.S.)		XXX	XXX				XXX	XXX		
5099999	Total Reciprocal Jurisdiction - Affiliates		XXX	XXX				XXX	XXX		
RJ-3194128	ALLIED WORLD ASSUR CO		XXX	XXX				XXX	XXX		
RJ-3194126	ARCH REINS LTD		XXX	XXX				XXX	XXX		
RJ-3191352	ASCOT BERMUDA LTD		XXX	XXX				XXX	XXX		
RJ-3194168	ASPEN BERMUDA LTD		XXX	XXX				XXX	XXX		
RJ-3191435	CONDUIT REINS LTD		XXX	XXX				XXX	XXX		
RJ-1120191	CONVEX INS UK LTD		XXX	XXX				XXX	XXX		

ANNUAL STATEMENT FOR THE YEAR 2023 OF THE ZURICH AMERICAN INSURANCE COMPANY

SCHEDULE F - PART 3 (Continued)

Ceded Reinsurance as of December 31, Current Year (\$000 Omitted)
(Total Provision for Reinsurance)

ID Number From Col. 1	Name of Reinsurer From Col. 3	70 20% of Recoverable on Paid Losses & LAE Over 90 Days past Due Amounts Not in Dispute (Col. 47 * 20%)	Provision for Unauthorized Reinsurance		Provision for Overdue Authorized and Reciprocal Jurisdiction Reinsurance		Total Provision for Reinsurance			
			71	72	73	74	75	76	77	78
			Provision for Reinsurance with Unauthorized Reinsurers Due to Collateral Deficiency (Col. 26)	Provision for Overdue Reinsurance from Unauthorized Reinsurers and Amounts in Dispute (Col. 70 + 20% of the Amount in Col. 16)	Complete if Col. 52 = "Yes"; Otherwise Enter 0	Complete if Col. 52 = "No"; Otherwise Enter 0	Provision for Amounts Ceded to Authorized and Reciprocal Reinsurers (Cols. 73 + 74)	Provision for Amounts Ceded to Unauthorized Reinsurers (Cols. 71 + 72 Not in Excess of Col. 15)	Provision for Amounts Ceded to Certified Reinsurers (Cols. 64 + 69)	Total Provision for Reinsurance (Cols. 75 + 76 + 77)
RJ-3191400	CONVEX RE LTD		XXX	XXX				XXX	XXX	
RJ-3194122	DAVINCI REINS LTD		XXX	XXX				XXX	XXX	
RJ-1340028	DEVK (DEVK RUCKVERSICHERUNGS UND BE		XXX	XXX				XXX	XXX	
RJ-3194101	EVEREST RE BERMUDA LTD		XXX	XXX				XXX	XXX	
RJ-3191437	GROUP ARK INS LTD		XXX	XXX				XXX	XXX	
RJ-3190060	HANNOVER RE BERMUDA LTD		XXX	XXX				XXX	XXX	
RJ-1340125	HANNOVER RUECK SE		XXX	XXX				XXX	XXX	
RJ-3190875	HISCOX INS CO (BERMUDA) LTD		XXX	XXX				XXX	XXX	
RJ-3190871	LANCASHIRE INS. CO. LTD		XXX	XXX				XXX	XXX	
RJ-3190917	LIBERTY SPECIALTY MARKETS BERMUDA		XXX	XXX				XXX	XXX	
RJ-1127084	LLOYDS SYNDICATE #1084		XXX	XXX				XXX	XXX	
RJ-1127183	LLOYDS SYNDICATE #1183		XXX	XXX				XXX	XXX	
RJ-1120085	LLOYDS SYNDICATE #1274		XXX	XXX				XXX	XXX	
RJ-1127301	LLOYDS SYNDICATE #1301		XXX	XXX				XXX	XXX	
RJ-1127414	LLOYDS SYNDICATE #1414		XXX	XXX				XXX	XXX	
RJ-1120102	LLOYDS SYNDICATE #1458		XXX	XXX				XXX	XXX	
RJ-1120197	LLOYDS SYNDICATE #1609-ASTA MANAGIN		XXX	XXX				XXX	XXX	
RJ-1120198	LLOYDS SYNDICATE #1618		XXX	XXX				XXX	XXX	
RJ-1120171	LLOYDS SYNDICATE #1856		XXX	XXX				XXX	XXX	
RJ-1120054	LLOYDS SYNDICATE #1886		XXX	XXX				XXX	XXX	
RJ-1120083	LLOYDS SYNDICATE #1910		XXX	XXX				XXX	XXX	
RJ-1128001	LLOYDS SYNDICATE #2001		XXX	XXX				XXX	XXX	
RJ-1128003	LLOYDS SYNDICATE #2003		XXX	XXX				XXX	XXX	
RJ-1128010	LLOYDS SYNDICATE #2010		XXX	XXX				XXX	XXX	
RJ-1128623	LLOYDS SYNDICATE #2623		XXX	XXX				XXX	XXX	
RJ-1128791	LLOYDS SYNDICATE #2791		XXX	XXX				XXX	XXX	
RJ-1128987	LLOYDS SYNDICATE #2987		XXX	XXX				XXX	XXX	
RJ-1129000	LLOYDS SYNDICATE #3000		XXX	XXX				XXX	XXX	
RJ-1126033	LLOYDS SYNDICATE #33		XXX	XXX				XXX	XXX	
RJ-1120116	LLOYDS SYNDICATE #3902		XXX	XXX				XXX	XXX	
RJ-1126005	LLOYDS SYNDICATE #4000		XXX	XXX				XXX	XXX	
RJ-1120075	LLOYDS SYNDICATE #4020		XXX	XXX				XXX	XXX	
RJ-1126004	LLOYDS SYNDICATE #4444		XXX	XXX				XXX	XXX	
RJ-1126006	LLOYDS SYNDICATE #4472		XXX	XXX				XXX	XXX	
RJ-1120090	LLOYDS SYNDICATE #4711		XXX	XXX				XXX	XXX	
RJ-1126566	LLOYDS SYNDICATE #566		XXX	XXX				XXX	XXX	
RJ-1126623	LLOYDS SYNDICATE #623		XXX	XXX				XXX	XXX	
RJ-1840000	MAPFRE RE CIA DE REASEGUROS		XXX	XXX				XXX	XXX	
RJ-1460019	MS AMLIN AG		XXX	XXX				XXX	XXX	
RJ-1340165	MUNCHENER RUECKVERSICHERUNGS		XXX	XXX				XXX	XXX	
RJ-1460100	NEW REINSURANCE COMPANY LTD.		XXX	XXX				XXX	XXX	

ANNUAL STATEMENT FOR THE YEAR 2023 OF THE ZURICH AMERICAN INSURANCE COMPANY

SCHEDULE F - PART 3 (Continued)

Ceded Reinsurance as of December 31, Current Year (\$000 Omitted)
(Total Provision for Reinsurance)

ID Number From Col. 1	Name of Reinsurer From Col. 3	70 20% of Recoverable on Paid Losses & LAE Over 90 Days past Due Amounts Not in Dispute (Col. 47 * 20%)	Provision for Unauthorized Reinsurance		Provision for Overdue Authorized and Reciprocal Jurisdiction Reinsurance		Total Provision for Reinsurance				
			71	72	73	74	75	76	77	78	
			Provision for Reinsurance with Unauthorized Reinsurers Due to Collateral Deficiency (Col. 26)	Provision for Overdue Reinsurance from Unauthorized Reinsurers and Amounts in Dispute (Col. 70 + 20% of the Amount in Col. 16)	Complete if Col. 52 = "Yes"; Otherwise Enter 0 20% of Recoverable on Paid Losses & LAE Over 90 Days Past Due Amounts Not in Dispute + 20% of Amounts in Dispute ([Col. 47 * 20%] + [Col. 45 * 20%])	Complete if Col. 52 = "No"; Otherwise Enter 0 Greater of 20% of Net Recoverable Net of Funds Held & Collateral, or 20% of Recoverable on Paid Losses & LAE Over 90 Days Past Due (Greater of Col. 26 * 20% or Cols. [40 + 41] * 20%)	Provision for Amounts Ceded to Authorized and Reciprocal Reinsurers (Cols. 73 + 74)	Provision for Amounts Ceded to Unauthorized Reinsurers (Cols. 71 + 72 Not in Excess of Col. 15)	Provision for Amounts Ceded to Certified Reinsurers (Cols. 64 + 69)	Total Provision for Reinsurance (Cols. 75 + 76 + 77)	
RJ-3190686 ..	PARTNER RE CO LTD		XXX	XXX					XXX	XXX	
RJ-1780078 ..	PARTNER RE EUROPE SE		XXX	XXX					XXX	XXX	
RJ-1460023 ..	RENAISSANCE RE EUROPE AG		XXX	XXX					XXX	XXX	
RJ-3190339 ..	RENAISSANCE RE LTD		XXX	XXX					XXX	XXX	
RJ-1320158 ..	SCOR SE		XXX	XXX					XXX	XXX	
RJ-1460146 ..	SWISS REINS CO LTD		XXX	XXX					XXX	XXX	
RJ-1120159 ..	TRANSRE LONDON LTD		XXX	XXX					XXX	XXX	
RJ-1460006 ..	VALIDUS RE (SWITZERLAND) LTD		XXX	XXX					XXX	XXX	
RJ-3190870 ..	VALIDUS RE LTD		XXX	XXX					XXX	XXX	
RJ-3191388 ..	VERMEER RE LTD		XXX	XXX					XXX	XXX	
RJ-3191315 ..	XL BERMUDA LTD		XXX	XXX					XXX	XXX	
5499999. Total Reciprocal Jurisdiction - Other Non-U.S. Insurers			XXX	XXX					XXX	XXX	
5699999. Total Reciprocal Jurisdiction Excluding Protected Cells (Sum of 5099999, 5199999, 5299999, 5399999 and 5499999)			XXX	XXX					XXX	XXX	
5799999. Total Authorized, Unauthorized, Reciprocal Jurisdiction and Certified Excluding Protected Cells (Sum of 1499999, 2899999, 4299999 and 5699999)		23,002	52,288	17,465	963	12,728	13,691	80,646	169	94,505	
5899999. Total Protected Cells (Sum of 1399999, 2799999, 4199999 and 5599999)											
9999999 Totals		23,002	52,288	17,465	963	12,728	13,691	80,646	169	94,505	

26.24

ANNUAL STATEMENT FOR THE YEAR 2023 OF THE ZURICH AMERICAN INSURANCE COMPANY

SCHEDULE F - PART 4

Issuing or Confirming Banks for Letters of Credit from Schedule F, Part 3 (\$000 Omitted)

1 Issuing or Confirming Bank Reference Number Used in Col. 23 of Sch F Part 3	2 Letters of Credit Code	3 American Bankers Association (ABA) Routing Number	4 Issuing or Confirming Bank Name	5 Letters of Credit Amount
1001	1	026010841	Svenska Handelsbanken AB	247
1002	1	026005610	DNB Bank ASA	3,500
1003	1	041002957	KeyBank NA	1,500
1004	1	321170318	MUFG Bank Ltd	168
1005	1	071000288	Bank of Montreal	1,288
1013	1	021000021	JP Morgan Chase Bank NA	200
1017	1	026009632	Bank of Tokyo-Mitsubishi	5,600
1020	1	072000096	Comerica Bank/COMERICA	3,000
1021	1	031101266	TD Bank NA	3,850
1022	1	121000248	Wells Fargo Bank NA	1,500
1023	1	026009593	Bank of America Corp	1,087
1024	1	031101266	TD Bank NA	125
1025	1	021000089	Citibank, N.A./CITI	14,330
1026	1	026009593	Bank of America Corp	399
1028	1	053101121	BB&T Corporation	4,000
1029	1	071000152	Northern Trust Corp	165
1030	1	026004307	Mizuho Corporate Bank	16,933
1031	1	026002574	Barclays Bank PLC/BARC	3,750
1034	1	121000248	Wells Fargo Bank NA	7,100
1035	1	072000096	Comerica Bank/COMERICA	2,513
1036	1	072000096	Comerica Bank/COMERICA	9,600
1037	1	026009593	Bank of America Corp	500
1043	1	121000248	Wells Fargo Bank NA	1,750
1045	1	091000022	US Bank National Association/USB	7,059
1050	1	091000022	US Bank National Association/USB	8,831
1053	1	026002901	Cooperatieve Rabobank	4,900
1054	1	031101266	TD Bank NA	3,275
1056	1	026007689	BNP Paribas/BNP	2,971
1058	1	091408734	First Interstate Bank	571
1062	1	021000089	Citibank, N.A./CITI	1,600
1063	1	021001033	Deutsche Bank AG	340
1064	1	321170318	MUFG Bank Ltd	4,060
1066	1	121000248	Wells Fargo Bank NA	1,100
1068	1	072000096	Comerica Bank/COMERICA	1,850
1069	1	021000021	JP Morgan Chase Bank NA	441
1071	1	026002532	Bank of Nova Scotia	20,050
1072	1	021000021	JP Morgan Chase Bank NA	10,700
1073	1	026009920	Natixis	9,868
1075	1	026009917	Australia and New Zealand Banking Gp	31
1077	1	021000089	Citibank, N.A./CITI	513
1078	1	021000089	Citibank, N.A./CITI	6,031
1079	1	026002655	Lloyds TSB Bank PLC	320
1080	1	026002655	Lloyds TSB Bank PLC	3,560
1081	1	021000089	Citibank, N.A./CITI	3,885
1082	1	026002574	Barclays Bank PLC/BARC	1,503
1083	1	026002574	Barclays Bank PLC/BARC	1,627
1091	1	026002655	Lloyds TSB Bank PLC	1,133
1094	1	021001088	HSBC Bank USA N.A.	8,935

ANNUAL STATEMENT FOR THE YEAR 2023 OF THE ZURICH AMERICAN INSURANCE COMPANY

SCHEDULE F - PART 4

Issuing or Confirming Banks for Letters of Credit from Schedule F, Part 3 (\$000 Omitted)

1 Issuing or Confirming Bank Reference Number Used in Col. 23 of Sch F Part 3	2 Letters of Credit Code	3 American Bankers Association (ABA) Routing Number	4 Issuing or Confirming Bank Name	5 Letters of Credit Amount
1096	1	021000089	Citibank, N.A./CITI	7
1098	1	021000089	Citibank, N.A./CITI	4,008
1103	1	026004307	Mizuho Corporate Bank	1,252
1108	1	026007689	BNP Paribas/BNP	3
1111	1	021000089	Citibank, N.A./CITI	3,465
1116	1	021000089	Citibank N.A.	3,474
1122	1	026008044	Commerzbank AG	1,258
1125	1	026007689	BNP Paribas/BNP	66
1127	1	021000089	Citibank, N.A./CITI	4
1129	1	026213453	Landesbank Baden-Württemberg	2,485
1130	1	026213453	Landesbank Baden-Württemberg	87
1134	1	026002574	Barclays Bank PLC/BARC	115
1136	1	021000089	Citibank, N.A./CITI	22,354
1141	1	26001847	Banco Bilbao Vizcaya Argentaria S.A.	18,314
1142	1	26001847	Banco Bilbao Vizcaya Argentaria S.A.	22,408
1143	1	26001847	Banco Bilbao Vizcaya Argentaria S.A.	49,295
1153	1	026005092	Bayern LB (Bayerische Landesbank)	1,875
1154	1	021000089	Citibank, N.A./CITI	4,031
1156	1	026007689	BNP Paribas/BNP	481
1160	1	021000089	Citibank, N.A./CITI	2
1168	1	026005092	Bayern LB (Bayerische Landesbank)	38,883
1175	1	026010841	Svenska Handelsbanken AB	14
1178	1	021000089	Citibank, N.A./CITI	7,204
1180	1	021000089	Citibank, N.A./CITI	248
1181	1	021000089	Citibank, N.A./CITI	16
1182	1	021000089	Citibank, N.A./CITI	4,315
1196	1	021000089	Citibank, N.A./CITI	109
1200	1	026007993	UBS AG	4,650
1207	1	021000089	Citibank, N.A./CITI	13,391
1214	1	026007689	BNP Paribas/BNP	
1215	1	026007689	BNP Paribas/BNP	1,919
1217	1	026007689	BNP Paribas/BNP	18,459
1229	1	026007993	UBS AG	1
1240	1	026009632	Bank of Tokyo-Mitsubishi	375
1242	1	026007689	BNP Paribas/BNP	831
1245	1	021000089	Citibank, N.A./CITI	490
1251	1	026009179	Credit Suisse/CS	6,117
1252	1	026009179	Credit Suisse/CS	101
1253	1	026009179	Credit Suisse/CS	66
1260	1	026009593	Bank of America Corp	92
1263	1	021000089	Citibank, N.A./CITI	4,004
1265	1	026009632	Bank of Tokyo-Mitsubishi	1,300
1266	1	021001033	Deutsche Bank AG	1,550
1267	1	026007689	BNP Paribas/BNP	
1268	1	026007689	BNP Paribas/BNP	26
1269	1	026007689	BNP Paribas/BNP	27,825
1274	1	026007689	BNP Paribas/BNP	
1275	1	231372691	Santander Bank NA	102

ANNUAL STATEMENT FOR THE YEAR 2023 OF THE ZURICH AMERICAN INSURANCE COMPANY

SCHEDULE F - PART 4

Issuing or Confirming Banks for Letters of Credit from Schedule F, Part 3 (\$000 Omitted)

1 Issuing or Confirming Bank Reference Number Used in Col. 23 of Sch F Part 3	2 Letters of Credit Code	3 American Bankers Association (ABA) Routing Number	4 Issuing or Confirming Bank Name	5 Letters of Credit Amount
1281	1	021000089	Citibank, N.A./CITI	5,040
1287	1	121000248	Wells Fargo Bank NA	1,772
1290	1	026008073	Credit Agricole	453
1291	1	026008073	Credit Agricole	2,265
1292	1	026008073	Credit Agricole	13
1293	1	026008073	Credit Agricole	1,135
1301	1	026009593	Bank of America Corp	237
1304	1	121000248	Wells Fargo Bank NA	850
1305	1	026002532	Bank of Nova Scotia	10,010
1307	1	026008536	Unicredit Bank	10,750
1308	1	026007689	BNP Paribas/BNP	17,451
1314	1	026001591	Standard Chartered	1,500
1315	1	021000021	JP Morgan Chase Bank NA	10,713
1317	1	072000096	Comerica Bank/COMERICA	269
1319	1	026008536	Unicredit Bank	2,550
1320	1	021001033	Deutsche Bank AG	3,500
1325	1	026008073	Credit Agricole	9,823
1329	1	021000089	Citibank, N.A./CITI	100
1332	1	021000089	Citibank, N.A./CITI	255
1333	1	021000089	Citibank, N.A./CITI	8,654
1334	1	021000089	Citibank, N.A./CITI	652
1335	1	021000089	Citibank, N.A./CITI	(182)
1340	1	026008044	Commerzbank AG	3,338
1341	1	026008044	Commerzbank AG	220
1345	1	021000089	Citibank, N.A./CITI	714
1346	1	021000089	Citibank, N.A./CITI	1
1350	1	026002574	Barclays Bank PLC/BARC	2,706
1357	1	026002532	Bank of Nova Scotia	28,000
1358	1	021000089	Citibank, N.A./CITI	6,150
1359	1	026009593	Bank of America Corp	8,000
1360	1	043000096	PNC Bank, National Assoc./PNC	6,700
1361	1	121000248	Wells Fargo Bank NA	12,337
1364	1	072000096	Comerica Bank/COMERICA	2,575
1365	1	021000021	JP Morgan Chase Bank NA	2,191
1366	1	021000089	Citibank, N.A./CITI	10
1372	1	026009179	Credit Suisse/CS	3,536
1374	1	121000248	Wells Fargo Bank NA	400
1375	1	071000288	Bank of Montreal	2,000
1377	1	026009632	Bank of Tokyo-Mitsubishi	896
1378	1	021000089	Citibank, N.A./CITI	
1380	1	021000089	Citibank, N.A./CITI	90
1385	1	026002574	Barclays Bank PLC/BARC	9,231
1390	1	026002655	Lloyds TSB Bank PLC	4,292
1393	1	021000089	Citibank, N.A./CITI	102
1396	1	026002655	Lloyds TSB Bank PLC	1
1399	1	026008073	Credit Agricole	1,363
1401	1	026005092	Bayern LB (Bayerische Landesbank)	150
1402	1	026005092	Bayern LB (Bayerische Landesbank)	27,322

ANNUAL STATEMENT FOR THE YEAR 2023 OF THE ZURICH AMERICAN INSURANCE COMPANY

SCHEDULE F - PART 4

Issuing or Confirming Banks for Letters of Credit from Schedule F, Part 3 (\$000 Omitted)

1 Issuing or Confirming Bank Reference Number Used in Col. 23 of Sch F Part 3	2 Letters of Credit Code	3 American Bankers Association (ABA) Routing Number	4 Issuing or Confirming Bank Name	5 Letters of Credit Amount
1403	1	026005092	Bayern LB (Bayerische Landesbank)	6,667
1415	1	021000089	Citibank, N.A./CITI	1,712
1416	1	021000089	Citibank, N.A./CITI	8,020
1417	1	021000089	Citibank, N.A./CITI	
1425	1	026004307	Mizuho Corporate Bank	908
1435	1	021000089	Citibank, N.A./CITI	1,004
1437	1	021000089	Citibank, N.A./CITI	6,599
1438	1	021000089	Citibank, N.A./CITI	6,741
1439	1	021000089	Citibank, N.A./CITI	1,597
1446	1	072000096	Comerica Bank/COMERICA	80,629
1448	1	026004226	Societe Generale	48,222
1457	1	072000096	Comerica Bank/COMERICA	102,507
1459	1	026009179	Credit Suisse/CS	1
1465	1	026002532	Bank of Nova Scotia	2,250
1470	1	121000248	Wells Fargo Bank NA	54,900
1471	1	026009179	Credit Suisse/CS	64,421
1477	1	026009179	Credit Suisse/CS	48,500
1479	1	026009179	Credit Suisse/CS	41,808
1481	1	026009179	Credit Suisse/CS	11,180
1482	1	026004226	Societe Generale	97,494
1485	1	026009179	Credit Suisse/CS	31,891
1487	1	026004226	Societe Generale	57,847
1490	1	026009179	Credit Suisse/CS	55,987
1493	1	026009179	Credit Suisse/CS	6,666
1496	1	026009179	Credit Suisse/CS	6,135
1500	1	026009179	Credit Suisse/CS	17,500
1501	1	026009179	Credit Suisse/CS	14,875
1502	1	026009179	Credit Suisse/CS	17,800
1503	1	072000096	Comerica Bank/COMERICA	8,184
1506	1	026009179	Credit Suisse/CS	26,375
1508	1	026009179	Credit Suisse/CS	3,225
1509	1	026009179	Credit Suisse/CS	4,000
1510	1	026009179	Credit Suisse/CS	1,400
1511	1	026009179	Credit Suisse/CS	44,275
1512	1	026009179	Credit Suisse/CS	28,228
1515	1	026009179	Credit Suisse/CS	26,317
1518	1	026009179	Credit Suisse/CS	30,752
1520	1	072000096	Comerica Bank/COMERICA	149
1521	1	072000096	Comerica Bank/COMERICA	42,457
1523	1	026009179	Credit Suisse/CS	54,445
1526	1	803720101	National Bank of Abu Dhabi	105
1527	1	026004307	Mizuho Corporate Bank	25
1528	1	021000089	Citibank, N.A./CITI	152
1531	1	026007689	BNP Paribas/BNP	138,283
1533	1	026003272	KEB Hana Bank	10,337
1534	1	021000089	Citibank, N.A./CITI	499
1536	1	072000096	Comerica Bank/COMERICA	1,200
1537	1	021001088	HSBC Bank USA N.A.	15,944

ANNUAL STATEMENT FOR THE YEAR 2023 OF THE ZURICH AMERICAN INSURANCE COMPANY

SCHEDULE F - PART 4

Issuing or Confirming Banks for Letters of Credit from Schedule F, Part 3 (\$000 Omitted)

1 Issuing or Confirming Bank Reference Number Used in Col. 23 of Sch F Part 3	2 Letters of Credit Code	3 American Bankers Association (ABA) Routing Number	4 Issuing or Confirming Bank Name	5 Letters of Credit Amount
1538	1	041002957	KeyBank NA	4,611
2185	2	026002574	Barclays Bank PLC/BARC	1,975
2185	2	026002655	Lloyds TSB Bank PLC	1,975
2185	2	026007728	National Australia Bank Ltd	1,795
2185	2	026007689	BNP Paribas	1,616
2185	2	026008044	Commerzbank Aktiengesellschaft	1,616
2186	2	026002574	Barclays Bank PLC/BARC	743
2186	2	026002655	Lloyds TSB Bank PLC	743
2186	2	026007728	National Australia Bank Ltd	676
2186	2	026007689	BNP Paribas	608
2186	2	026008044	Commerzbank Aktiengesellschaft	608
2246	2	026009632	Bank of Tokyo Mitsubishi	372
2246	2	026002574	Barclays Bank PLC/BARC	372
2246	2	021000089	Citibank N.A.	372
2246	2	026009179	Credit Suisse	224
2246	2	021001033	Deutsche Bank AG	224
2246	2	021001088	HSBC Bank USA	372
2246	2	026014601	Goldman Sachs Bank USA	224
2246	2	021000021	JPMorgan Chase Bank, N.A.	224
2246	2	026014630	Morgan Stanley Bank N.A.	224
2246	2	021000018	The Bank of New York Mellon	224
2246	2	021000248	Wells Fargo Bank N.A.	372
2247	2	026009632	Bank of Tokyo Mitsubishi	1,411
2247	2	026002574	Barclays Bank PLC/BARC	1,411
2247	2	021000089	Citibank N.A.	1,411
2247	2	026009179	Credit Suisse	852
2247	2	021001033	Deutsche Bank AG	852
2247	2	021001088	HSBC Bank USA	1,411
2247	2	026014601	Goldman Sachs Bank USA	852
2247	2	021000021	JPMorgan Chase Bank, N.A.	852
2247	2	026014630	Morgan Stanley Bank N.A.	852
2247	2	021000018	The Bank of New York Mellon	852
2247	2	021000248	Wells Fargo Bank N.A.	1,411
2413	2	026009593	Bank of America NA	111
2413	2	021000021	JPMorgan Chase Bank, N.A.	61
2413	2	021000089	Citibank N.A.	50
2413	2	091000022	US Bank National Association	50
2413	2	021000248	Wells Fargo Bank N.A.	50
2413	2	026002574	Barclays Bank PLC/BARC	50
2413	2	021000018	The Bank of New York Mellon	50
2413	2	026002655	Lloyds TSB Bank PLC	50
2413	2	026009593	Bank of America NA	38
2413	2	021000021	JPMorgan Chase Bank, N.A.	21
2413	2	021000089	Citibank N.A.	17
2413	2	091000022	US Bank National Association	17
2413	2	021000248	Wells Fargo Bank N.A.	17
2413	2	026002574	Barclays Bank PLC/BARC	17
2413	2	021000018	The Bank of New York Mellon	17

ANNUAL STATEMENT FOR THE YEAR 2023 OF THE ZURICH AMERICAN INSURANCE COMPANY

SCHEDULE F - PART 4

Issuing or Confirming Banks for Letters of Credit from Schedule F, Part 3 (\$000 Omitted)

1 Issuing or Confirming Bank Reference Number Used in Col. 23 of Sch F Part 3	2 Letters of Credit Code	3 American Bankers Association (ABA) Routing Number	4 Issuing or Confirming Bank Name	5 Letters of Credit Amount
2413	2	026002655	Lloyds TSB Bank PLC	17
2414	2	026009593	Bank of America NA	2
2414	2	021000021	JPMorgan Chase Bank, N.A.	1
2414	2	021000089	Citibank N.A.	1
2414	2	091000022	US Bank National Association	1
2414	2	021000248	Wells Fargo Bank N.A.	1
2414	2	026002574	Barclays Bank PLC/BARC	1
2414	2	021000018	The Bank of New York Mellon	1
2414	2	026002655	Lloyds TSB Bank PLC	1
3007	3	026010786	Nordea Bank Finland PLC	30,579
3007	3	026008073	Credit Agricole	33,972
3018	3	026009593	Bank of America Corp	119
3018	3	026009593	Bank of America Corp	1,255
3052	3	026008536	Unicredit Bank	17,500
3052	3	021001088	HSBC Bank USA N.A.	3,900
3052	3	026008044	Commerzbank AG	3,500
3052	3	231372691	Santander Bank NA	20,650
3115	3	021000089	Citibank N.A.	7,187
3115	3	026005092	Bayern LB (Bayerische Landesbank)	7,293
3135	3	026008455	DZ Bank AG/DZ	6,168
3135	3	026008455	DZ Bank AG/DZ	2,244
3205	3	026009179	Credit Suisse/CS	3,775
3205	3	026010786	Nordea Bank Finland PLC	3,739
3216	3	026005092	Bayern LB (Bayerische Landesbank)	50,553
3216	3	026004307	Mizuho Corporate Bank	160,946
3216	3	026004226	Societe Generale	28,969
3216	3	026007689	BNP Paribas/BNP	57,115
3216	3	026002574	Barclays Bank PLC/BARC	56,000
3216	3	026004226	Societe Generale	75,000
3216	3	026213453	Landesbank Baden-Wuerttemberg	100,000
3216	3	026008044	Commerzbank AG	50,000
3216	3	026009917	Australia and New Zealand Banking Gp	1,713
3216	3	026009179	Credit Suisse/CS	51,000
3216	3	026004307	Mizuho Corporate Bank	100,000
3216	3	026007689	BNP Paribas/BNP	64,958
3216	3	026001591	Standard Chartered	250,000
3231	3	026013453	Landesbank Hessen-Thueringen GZ	11,000
3231	3	026007689	BNP Paribas/BNP	71,759
3231	3	021001033	Deutsche Bank AG	32,114
3238	3	026009632	Bank of Tokyo-Mitsubishi	121
3238	3	026009632	Bank of Tokyo-Mitsubishi	173
3278	3	026009593	Bank of America Corp	2,117
3278	3	026009920	Natixis	750
3322	3	072000096	Comerica Bank/COMERICA	1,607
3322	3	072000096	Comerica Bank/COMERICA	78
3351	3	026007689	BNP Paribas/BNP	28,829
3351	3	021001033	Deutsche Bank AG	2,835
3351	3	026009917	Australia and New Zealand Banking Gp	138,987

ANNUAL STATEMENT FOR THE YEAR 2023 OF THE ZURICH AMERICAN INSURANCE COMPANY

SCHEDULE F - PART 4

Issuing or Confirming Banks for Letters of Credit from Schedule F, Part 3 (\$000 Omitted)

1 Issuing or Confirming Bank Reference Number Used in Col. 23 of Sch F Part 3	2 Letters of Credit Code	3 American Bankers Association (ABA) Routing Number	4 Issuing or Confirming Bank Name	5 Letters of Credit Amount
3389	3	021000089	Citibank, N.A./CITI	951
3389	3	026002655	Lloyds TSB Bank PLC	5,060
3431	3	072000096	Comerica Bank/COMERICA	4,448
3431	3	071000288	Bank of Montreal	11,066
3443	3	026002574	Barclays Bank PLC/BARC	20,000
3443	3	021001033	Deutsche Bank AG	55,520
3443	3	026009179	Credit Suisse/CS	394,637
3452	3	026009179	Credit Suisse/CS	250,821
3452	3	072000096	Comerica Bank/COMERICA	28,211
3454	3	026002574	Barclays Bank PLC/BARC	159,979
3454	3	026004226	Societe Generale	499,119
3462	3	026009179	Credit Suisse/CS	86,497
3462	3	072000096	Comerica Bank/COMERICA	9,000
3466	3	026002574	Barclays Bank PLC/BARC	1,705
3466	3	026009179	Credit Suisse/CS	128,873
3474	3	026009179	Credit Suisse/CS	162,799
3474	3	026002574	Barclays Bank PLC/BARC	5,200
3517	3	121000248	Wells Fargo Bank NA	34,200
3517	3	026002532	Bank of Nova Scotia	21,500
3517	3	026002532	Bank of Nova Scotia	25,815
3517	3	026002532	Bank of Nova Scotia	30,072
Total				5,342,635

ANNUAL STATEMENT FOR THE YEAR 2023 OF THE ZURICH AMERICAN INSURANCE COMPANY

SCHEDULE F - PART 5

Interrogatories for Schedule F, Part 3 (000 Omitted)

A. Report the five largest provisional commission rates included in the cedant's reinsurance treaties. The commission rate to be reported is by contract with ceded premium in excess of \$50,000:

	1 <u>Name of Reinsurer</u>	2 <u>Commission Rate</u>	3 <u>Ceded Premium</u>
1.	GLOBAL VISION II INC	96.900	53
2.	GLOBAL VISION II INC	80.734	135
3.	CONTINENTAL IND CO	79.497	9,408
4.	GLOBAL VISION II INC	76.500	518
5.	LIKEWIZE RE LTD	64.060	131,702

B. Report the five largest reinsurance recoverables reported in Schedule F, Part 3, Column 15, due from any one reinsurer (based on the total recoverables, Schedule F, Part 3, Line 9999999, Column 15), the amount of ceded premium, and indicate whether the recoverables are due from an affiliated insurer.

	1 <u>Name of Reinsurer</u>	2 <u>Total Recoverables</u>	3 <u>Ceded Premiums</u>	4 <u>Affiliated</u>
6.	ZURICH GLOBAL LTD	6,044,907	5,911,151	Yes [X] No []
7.	ZURICH INTL BERMUDA BRANCH	3,607,190		Yes [X] No []
8.	ZURICH INS CO - GCIE	3,227,475	1,025,079	Yes [X] No []
9.	AFFINITY INS LTD	811,015	407,087	Yes [] No [X]
10.	RAFFLES INS LTD	454,167	224,883	Yes [] No [X]

NOTE: Disclosure of the five largest provisional commission rates should exclude mandatory pools and joint underwriting associations.

ANNUAL STATEMENT FOR THE YEAR 2023 OF THE ZURICH AMERICAN INSURANCE COMPANY

SCHEDULE F - PART 6

Restatement of Balance Sheet to Identify Net Credit for Reinsurance

	1 As Reported (Net of Ceded)	2 Restatement Adjustments	3 Restated (Gross of Ceded)
ASSETS (Page 2, Col. 3)			
1. Cash and invested assets (Line 12)	20,407,306,195		20,407,306,195
2. Premiums and considerations (Line 15)	7,250,292,545		7,250,292,545
3. Reinsurance recoverable on loss and loss adjustment expense payments (Line 16.1)	1,313,073,856	(1,313,335,661)	(261,805)
4. Funds held by or deposited with reinsured companies (Line 16.2)	1,266,900		1,266,900
5. Other assets	1,755,872,915		1,755,872,915
6. Net amount recoverable from reinsurers		18,075,420,885	18,075,420,885
7. Protected cell assets (Line 27)			
8. Totals (Line 28)	30,727,812,410	16,762,085,224	47,489,897,635
LIABILITIES (Page 3)			
9. Losses and loss adjustment expenses (Lines 1 through 3)	14,255,214,948	17,935,732,650	32,190,947,598
10. Taxes, expenses, and other obligations (Lines 4 through 8)	1,133,268,755		1,133,268,755
11. Unearned premiums (Line 9)	4,765,091,885	1,447,466,533	6,212,558,418
12. Advance premiums (Line 10)			
13. Dividends declared and unpaid (Line 11.1 and 11.2)	9,209,504		9,209,504
14. Ceded reinsurance premiums payable (net of ceding commissions (Line 12)	1,822,499,716	(1,818,564,711)	3,935,005
15. Funds held by company under reinsurance treaties (Line 13)	708,043,842	(708,043,842)	
16. Amounts withheld or retained by company for account of others (Line 14)	281,235,453		281,235,453
17. Provision for reinsurance (Line 16)	94,505,406	(94,505,406)	
18. Other liabilities	1,580,135,295		1,580,135,295
19. Total liabilities excluding protected cell business (Line 26)	24,649,204,804	16,762,085,224	41,411,290,029
20. Protected cell liabilities (Line 27)			
21. Surplus as regards policyholders (Line 37)	6,078,607,606	XXX	6,078,607,606
22. Totals (Line 38)	30,727,812,410	16,762,085,224	47,489,897,635

NOTE: Is the restatement of this exhibit the result of grossing up balances ceded to affiliates under 100 percent reinsurance or pooling arrangements? Yes [X] No []

If yes, give full explanation: The above reflects the effects of outside reinsurance and a pooling agreement between the Company and certain affiliates (see footnote #26).

ANNUAL STATEMENT FOR THE YEAR 2023 OF THE ZURICH AMERICAN INSURANCE COMPANY

SCHEDULE H - ACCIDENT AND HEALTH EXHIBIT
PART 1 - ANALYSIS OF UNDERWRITING OPERATIONS

	Total		Comprehensive (Hospital and Medical) Individual		Comprehensive (Hospital and Medical) Group		Medicare Supplement		Vision Only		Dental Only		Federal Employees Health Benefits Plan	
	1 Amount	2 %	3 Amount	4 %	5 Amount	6 %	7 Amount	8 %	9 Amount	10 %	11 Amount	12 %	13 Amount	14 %
1. Premiums written	195,360,710	XXX		XXX		XXX		XXX		XXX		XXX		XXX
2. Premiums earned	190,416,993	XXX		XXX		XXX		XXX		XXX		XXX		XXX
3. Incurred claims	126,765,554	66.6												
4. Cost containment expenses	2,638,353	1.4												
5. Incurred claims and cost containment expenses (Lines 3 and 4)	129,403,907	68.0												
6. Increase in contract reserves														
7. Commissions (a)	8,955,156	4.7												
8. Other general insurance expenses	49,996,681	26.3												
9. Taxes, licenses and fees	6,675,232	3.5												
10. Total other expenses incurred	65,627,069	34.5												
11. Aggregate write-ins for deductions														
12. Gain from underwriting before dividends or refunds	(4,613,983)	(2.4)												
13. Dividends or refunds														
14. Gain from underwriting after dividends or refunds	(4,613,983)	(2.4)												
DETAILS OF WRITE-INS														
1101.														
1102.														
1103.														
1198. Summary of remaining write-ins for Line 11 from overflow page														
1199. Totals (Lines 1101 thru 1103 plus 1198)(Line 11 above)														

	Medicare Title XVIII		Medicaid Title XIX		Credit A&H		Disability Income		Long-Term Care		Other Health	
	15 Amount	16 %	17 Amount	18 %	19 Amount	20 %	21 Amount	22 %	23 Amount	24 %	25 Amount	26 %
1. Premiums written		XXX		XXX		XXX	22	XXX		XXX	195,360,688	XXX
2. Premiums earned		XXX		XXX		XXX	(22)	XXX		XXX	190,417,015	XXX
3. Incurred claims							(3)	12.3			126,765,557	66.6
4. Cost containment expenses											2,638,353	1.4
5. Incurred claims and cost containment expenses (Lines 3 and 4)							(3)	12.3			129,403,910	68.0
6. Increase in contract reserves												
7. Commissions (a)							(50)	233.0			8,955,206	4.7
8. Other general insurance expenses							4	(19.3)			49,996,677	26.3
9. Taxes, licenses and fees											6,675,232	3.5
10. Total other expenses incurred							(46)	213.7			65,627,115	34.5
11. Aggregate write-ins for deductions												
12. Gain from underwriting before dividends or refunds							27	(126.0)			(4,614,010)	(2.4)
13. Dividends or refunds												
14. Gain from underwriting after dividends or refunds							27	(126.0)			(4,614,010)	(2.4)
DETAILS OF WRITE-INS												
1101.												
1102.												
1103.												
1198. Summary of remaining write-ins for Line 11 from overflow page												
1199. Totals (Lines 1101 thru 1103 plus 1198)(Line 11 above)												

(a) Includes \$ reported as "Contract, membership and other fees retained by agents."

ANNUAL STATEMENT FOR THE YEAR 2023 OF THE ZURICH AMERICAN INSURANCE COMPANY
SCHEDULE H - ACCIDENT AND HEALTH EXHIBIT (Continued)

PART 2. - RESERVES AND LIABILITIES

	1	2	3	4	5	6	7	8	9	10	11	12	13
	Total	Comprehensive (Hospital and Medical) Individual	Comprehensive (Hospital and Medical) Group	Medicare Supplement	Vision Only	Dental Only	Federal Employees Health Benefits Plan	Medicare Title XVIII	Medicaid Title XIX	Credit A&H	Disability Income	Long-Term Care	Other Health
A. Premium Reserves:													
1. Unearned premiums	30,754,485										2,425		30,752,060
2. Advance premiums													
3. Reserve for rate credits	2,687,951												2,687,951
4. Total premium reserves, current year	33,442,436										2,425		33,440,011
5. Total premium reserves, prior year	32,910,297										2,382		32,907,915
6. Increase in total premium reserves	532,139										43		532,096
B. Contract Reserves:													
1. Additional reserves (a)													
2. Reserve for future contingent benefits													
3. Total contract reserves, current year													
4. Total contract reserves, prior year													
5. Increase in contract reserves													
C. Claim Reserves and Liabilities:													
1. Total current year	99,687,642										219		99,687,423
2. Total prior year	83,003,913										222		83,003,691
3. Increase	16,683,730										(3)		16,683,732

PART 3. - TEST OF PRIOR YEAR'S CLAIM RESERVES AND LIABILITIES

	1	2	3	4	5	6	7	8	9	10	11	12	13
	Total	Comprehensive (Hospital and Medical) Individual	Comprehensive (Hospital and Medical) Group	Medicare Supplement	Vision Only	Dental Only	Federal Employees Health Benefits Plan	Medicare Title XVIII	Medicaid Title XIX	Credit A&H	Disability Income	Long-Term Care	Other Health
1. Claims paid during the year:													
1.1 On claims incurred prior to current year	62,914,413												62,914,413
1.2 On claims incurred during current year	47,167,411												47,167,411
2. Claim reserves and liabilities, December 31, current year:													
2.1 On claims incurred prior to current year	29,476,683										219		29,476,463
2.2 On claims incurred during current year	70,210,960												70,210,960
3. Test:													
3.1 Lines 1.1 and 2.1	92,391,096										219		92,390,876
3.2 Claim reserves and liabilities, December 31, prior year	83,003,913										222		83,003,691
3.3 Line 3.1 minus Line 3.2	9,387,183										(3)		9,387,186

PART 4. - REINSURANCE

	1	2	3	4	5	6	7	8	9	10	11	12	13
	Total	Comprehensive (Hospital and Medical) Individual	Comprehensive (Hospital and Medical) Group	Medicare Supplement	Vision Only	Dental Only	Federal Employees Health Benefits Plan	Medicare Title XVIII	Medicaid Title XIX	Credit A&H	Disability Income	Long-Term Care	Other Health
A. Reinsurance Assumed:													
1. Premiums written	145,978,714												145,978,714
2. Premiums earned	143,842,099												143,842,099
3. Incurred claims	94,035,477												94,035,477
4. Commissions	34,755,150												34,755,150
B. Reinsurance Ceded:													
1. Premiums written	253,851,469										(22)		253,851,491
2. Premiums earned	252,078,816										(22)		252,078,837
3. Incurred claims	150,305,552										(4)		150,305,555
4. Commissions	78,269,674										50		78,269,623

(a) Includes \$ premium deficiency reserve.

ANNUAL STATEMENT FOR THE YEAR 2023 OF THE ZURICH AMERICAN INSURANCE COMPANY

SCHEDULE H - PART 5 - HEALTH CLAIMS

	1 Comprehensive (Hospital and Medical) Individual	2 Comprehensive (Hospital and Medical) Group	3 Medicare Supplement	4 Vision Only	5 Dental Only	6 Federal Employees Health Benefits Plan	7 Medicare Title XVIII	8 Medicaid Title XIX	9 Credit A&H	10 Disability Income	11 Long-Term Care	12 Other Health	13 Total
A. Direct:													
1. Incurred claims										(6)		183,035,635	183,035,628
2. Beginning claim reserves and liabilities										444		122,041,199	122,041,643
3. Ending claim reserves and liabilities										437		156,829,384	156,829,821
4. Claims paid												148,247,450	148,247,450
B. Assumed Reinsurance:													
1. Incurred claims												94,035,477	94,035,477
2. Beginning claim reserves and liabilities												59,893,735	59,893,735
3. Ending claim reserves and liabilities												62,093,590	62,093,590
4. Claims paid												91,835,622	91,835,622
C. Ceded Reinsurance:													
1. Incurred claims										(4)		150,305,555	150,305,552
2. Beginning claim reserves and liabilities										222		98,931,244	98,931,465
3. Ending claim reserves and liabilities										218		119,235,551	119,235,769
4. Claims paid												130,001,248	130,001,248
D. Net:													
1. Incurred claims										(3)		126,765,557	126,765,554
2. Beginning claim reserves and liabilities										222		83,003,691	83,003,913
3. Ending claim reserves and liabilities										219		99,687,423	99,687,642
4. Claims paid												110,081,824	110,081,824
E. Net Incurred Claims and Cost Containment Expenses:													
1. Incurred claims and cost containment expenses										(3)		129,403,910	129,403,907
2. Beginning reserves and liabilities										222		88,357,949	88,358,171
3. Ending reserves and liabilities										219		105,046,952	105,047,171
4. Paid claims and cost containment expenses												112,714,907	112,714,907

ANNUAL STATEMENT FOR THE YEAR 2023 OF THE ZURICH AMERICAN INSURANCE COMPANY
SCHEDULE P - ANALYSIS OF LOSSES AND LOSS EXPENSES
SCHEDULE P - PART 1 - SUMMARY

(\$000 OMITTED)

Years in Which Premiums Were Earned and Losses Were Incurred	Premiums Earned			Loss and Loss Expense Payments							10 Salvage and Subrogation Received	11 Total Net Paid Cols (4 - 5 + 6 - 7 + 8 - 9)	12 Number of Claims Reported Direct and Assumed
	1	2	3	Loss Payments		Defense and Cost Containment Payments		Adjusting and Other Payments					
				4	5	6	7	8	9				
										Direct and Assumed			
1. Prior.....	XXX	XXX	XXX	557,435	258,689	107,294	64,386	35	(2,837)	79,017	344,526	XXX	
2. 2014.....	14,007,867	9,010,314	4,997,554	7,887,782	5,078,149	705,588	449,976	359,262	3,543	226,306	3,420,964	XXX	
3. 2015.....	14,310,610	9,194,024	5,116,586	7,285,044	4,591,998	803,150	530,621	338,992	310	174,129	3,304,257	XXX	
4. 2016.....	13,551,010	9,114,327	4,436,683	6,978,957	4,587,916	770,812	519,005	423,609	5,433	203,865	3,061,025	XXX	
5. 2017.....	13,420,171	8,797,868	4,622,303	9,263,573	6,566,757	927,954	663,601	394,209	14,695	240,856	3,340,684	XXX	
6. 2018.....	13,306,211	8,907,031	4,399,180	8,356,117	5,652,147	829,746	596,118	418,565	37,643	246,724	3,318,521	XXX	
7. 2019.....	13,346,258	9,688,191	3,658,067	8,200,647	5,738,012	683,482	507,206	445,632	21,240	203,650	3,063,304	XXX	
8. 2020.....	13,944,457	9,738,632	4,205,825	7,458,995	5,377,484	547,299	409,398	360,958	18,348	101,196	2,562,022	XXX	
9. 2021.....	15,123,259	10,381,026	4,742,234	6,533,454	4,309,125	391,989	309,328	302,316	4,609	101,353	2,604,697	XXX	
10. 2022.....	17,419,285	11,949,410	5,469,875	6,664,520	4,329,827	248,642	199,235	233,887	3,694	50,440	2,614,294	XXX	
11. 2023.....	18,507,600	12,938,858	5,568,742	3,954,993	2,428,353	91,814	75,438	194,022	3,882	27,414	1,733,157	XXX	
12. Totals	XXX	XXX	XXX	73,141,517	48,918,456	6,107,771	4,324,312	3,471,489	110,560	1,654,951	29,367,449	XXX	

	Losses Unpaid				Defense and Cost Containment Unpaid				Adjusting and Other Unpaid		23 Salvage and Subrogation Anticipated	24 Total Net Losses and Expenses Unpaid	25 Number of Claims Outstanding Direct and Assumed
	Case Basis		Bulk + IBNR		Case Basis		Bulk + IBNR		21 Direct and Assumed	22 Ceded			
	13 Direct and Assumed	14 Ceded	15 Direct and Assumed	16 Ceded	17 Direct and Assumed	18 Ceded	19 Direct and Assumed	20 Ceded					
1. Prior.....	3,213,849	1,731,974	2,331,150	1,129,185	288,839	190,225	935,408	439,840	(186,399)	(74,585)	6,774	3,166,208	XXX
2. 2014.....	222,605	117,526	270,830	151,918	20,588	11,433	111,989	60,961	(4,250)	(8,712)	10,712	288,636	XXX
3. 2015.....	297,066	168,738	334,202	189,289	32,730	19,120	140,178	77,186	(3,044)	(9,824)	13,517	356,622	XXX
4. 2016.....	370,804	213,106	421,062	243,558	28,744	17,469	159,041	89,058	(300)	(9,758)	16,783	425,916	XXX
5. 2017.....	556,321	327,542	525,400	317,790	60,638	34,417	186,323	109,463	4,373	(11,233)	25,431	555,075	XXX
6. 2018.....	802,184	524,013	745,760	457,389	95,038	58,264	232,833	136,689	15,864	(12,041)	35,492	727,365	XXX
7. 2019.....	877,511	610,441	797,092	535,197	90,891	62,536	273,710	174,811	17,116	(10,396)	52,519	683,731	XXX
8. 2020.....	1,079,110	800,592	1,040,826	748,029	123,662	82,350	330,478	222,514	29,268	(7,834)	93,000	757,692	XXX
9. 2021.....	1,300,925	947,559	1,730,686	1,257,537	143,862	105,443	456,909	319,231	40,983	(8,888)	74,524	1,052,484	XXX
10. 2022.....	1,518,816	1,057,028	2,663,175	1,892,260	136,197	98,196	623,159	438,339	76,394	(12,537)	76,719	1,544,455	XXX
11. 2023.....	1,633,210	1,156,179	5,549,541	4,056,058	140,705	100,675	880,875	631,171	198,895	(6,940)	109,384	2,466,083	XXX
12. Totals	11,872,401	7,654,698	16,409,723	10,978,210	1,161,893	780,128	4,330,903	2,699,264	188,900	(172,747)	514,853	12,024,268	XXX

	Total Losses and Loss Expenses Incurred			Loss and Loss Expense Percentage (Incurred / Premiums Earned)			Nontabular Discount		34 Inter-Company Pooling Participation Percentage	Net Balance Sheet Reserves After Discount	
	26 Direct and Assumed	27 Ceded	28 Net	29 Direct and Assumed	30 Ceded	31 Net	32 Loss	33 Loss Expense		35 Losses Unpaid	36 Loss Expenses Unpaid
2. 2014.....	9,574,394	5,864,794	3,709,600	68.4	65.1	74.2		100.0	223,990	64,646	
3. 2015.....	9,228,318	5,567,438	3,660,879	64.5	60.6	71.5		100.0	273,240	83,382	
4. 2016.....	9,152,729	5,665,788	3,486,941	67.5	62.2	78.6		100.0	335,202	90,715	
5. 2017.....	11,918,792	8,023,033	3,895,759	88.8	91.2	84.3		100.0	436,390	118,685	
6. 2018.....	11,496,108	7,450,222	4,045,886	86.4	83.6	92.0		100.0	566,542	160,823	
7. 2019.....	11,386,081	7,639,046	3,747,035	85.3	78.8	102.4		100.0	528,965	154,766	
8. 2020.....	10,970,595	7,650,882	3,319,713	78.7	78.6	78.9		100.0	571,315	186,377	
9. 2021.....	10,901,125	7,243,944	3,657,181	72.1	69.8	77.1		100.0	826,516	225,968	
10. 2022.....	12,164,790	8,006,041	4,158,749	69.8	67.0	76.0		100.0	1,232,703	311,752	
11. 2023.....	12,644,055	8,444,816	4,199,239	68.3	65.3	75.4		100.0	1,970,514	495,569	
12. Totals	XXX	XXX	XXX	XXX	XXX	XXX		XXX	9,649,216	2,375,052	

Note: Parts 2 and 4 are gross of all discounting, including tabular discounting. Part 1 is gross of only nontabular discounting, which is reported in Columns 32 and 33 of Part 1. The tabular discount, if any, is reported in the Notes to Financial Statements which will reconcile Part 1 with Parts 2 and 4.

ANNUAL STATEMENT FOR THE YEAR 2023 OF THE ZURICH AMERICAN INSURANCE COMPANY

SCHEDULE P - PART 2 - SUMMARY

Years in Which Losses Were Incurred	INCURRED NET LOSSES AND DEFENSE AND COST CONTAINMENT EXPENSES REPORTED AT YEAR END (\$000 OMITTED)										DEVELOPMENT	
	1 2014	2 2015	3 2016	4 2017	5 2018	6 2019	7 2020	8 2021	9 2022	10 2023	11 One Year	12 Two Year
1. Prior.....	10,951,678	11,022,102	11,034,973	11,069,317	10,987,868	10,470,820	10,284,428	10,232,396	10,254,439	10,318,629	64,190	86,233
2. 2014.....	3,545,261	3,553,623	3,558,306	3,480,820	3,479,946	3,454,678	3,420,396	3,429,285	3,384,008	3,368,301	(15,706)	(60,984)
3. 2015.....	XXX	3,726,002	3,563,217	3,504,856	3,489,219	3,467,595	3,428,308	3,379,659	3,393,935	3,337,819	(56,116)	(41,840)
4. 2016.....	XXX	XXX	3,250,746	3,235,705	3,210,776	3,175,117	3,173,324	3,138,664	3,077,866	3,078,578	712	(60,086)
5. 2017.....	XXX	XXX	XXX	3,582,914	3,557,136	3,507,134	3,572,008	3,543,517	3,523,379	3,522,441	(938)	(21,076)
6. 2018.....	XXX	XXX	XXX	XXX	3,363,011	3,488,944	3,546,012	3,589,361	3,617,060	3,662,569	45,510	73,208
7. 2019.....	XXX	XXX	XXX	XXX	XXX	3,094,661	3,212,113	3,194,157	3,271,154	3,311,822	40,667	117,664
8. 2020.....	XXX	XXX	XXX	XXX	XXX	XXX	3,074,038	3,025,949	2,972,562	2,969,041	(3,522)	(56,908)
9. 2021.....	XXX	XXX	XXX	XXX	XXX	XXX	XXX	3,358,466	3,364,630	3,333,569	(31,061)	(24,897)
10. 2022.....	XXX	XXX	XXX	XXX	XXX	XXX	XXX	XXX	3,890,077	3,878,544	(11,532)	XXX
11. 2023.....	XXX	XXX	XXX	XXX	XXX	XXX	XXX	XXX	XXX	3,840,380	XXX	XXX
12. Totals											32,204	11,315

SCHEDULE P - PART 3 - SUMMARY

Years in Which Losses Were Incurred	CUMULATIVE PAID NET LOSSES AND DEFENSE AND COST CONTAINMENT EXPENSES REPORTED AT YEAR END (\$000 OMITTED)										11 Number of Claims Closed With Loss Payment	12 Number of Claims Closed Without Loss Payment
	1 2014	2 2015	3 2016	4 2017	5 2018	6 2019	7 2020	8 2021	9 2022	10 2023		
1. Prior.....	000	1,888,986	3,152,740	4,261,513	5,012,870	5,624,870	5,967,641	6,234,169	6,500,342	6,841,997	XXX	XXX
2. 2014.....	879,459	1,708,687	2,096,944	2,382,295	2,624,208	2,774,599	2,873,478	2,950,201	3,015,557	3,065,245	XXX	XXX
3. 2015.....	XXX	884,235	1,610,876	2,005,273	2,355,422	2,579,301	2,735,023	2,818,180	2,892,836	2,965,574	XXX	XXX
4. 2016.....	XXX	XXX	614,934	1,382,959	1,778,178	2,117,452	2,302,752	2,433,140	2,554,231	2,642,848	XXX	XXX
5. 2017.....	XXX	XXX	XXX	981,175	1,730,257	2,112,888	2,401,046	2,601,193	2,795,207	2,961,170	XXX	XXX
6. 2018.....	XXX	XXX	XXX	XXX	985,541	1,840,750	2,228,910	2,490,315	2,759,183	2,937,599	XXX	XXX
7. 2019.....	XXX	XXX	XXX	XXX	XXX	1,201,241	1,815,635	2,111,383	2,419,389	2,638,912	XXX	XXX
8. 2020.....	XXX	XXX	XXX	XXX	XXX	XXX	1,148,786	1,735,749	1,998,947	2,219,411	XXX	XXX
9. 2021.....	XXX	XXX	XXX	XXX	XXX	XXX	XXX	1,223,228	2,028,937	2,306,989	XXX	XXX
10. 2022.....	XXX	XXX	XXX	XXX	XXX	XXX	XXX	XXX	1,482,407	2,384,101	XXX	XXX
11. 2023.....	XXX	XXX	XXX	XXX	XXX	XXX	XXX	XXX	XXX	1,543,016	XXX	XXX

SCHEDULE P - PART 4 - SUMMARY

Years in Which Losses Were Incurred	BULK AND IBNR RESERVES ON NET LOSSES AND DEFENSE AND COST CONTAINMENT EXPENSES REPORTED AT YEAR END (\$000 OMITTED)									
	1 2014	2 2015	3 2016	4 2017	5 2018	6 2019	7 2020	8 2021	9 2022	10 2023
1. Prior.....	5,981,416	4,776,161	4,004,536	3,471,149	2,994,140	2,450,205	2,154,480	2,010,626	1,863,224	1,756,127
2. 2014.....	2,019,599	1,300,427	966,691	667,351	497,513	396,026	314,702	286,230	217,526	177,492
3. 2015.....	XXX	2,199,835	1,424,093	996,183	721,780	538,517	432,663	331,700	271,594	217,228
4. 2016.....	XXX	XXX	2,032,380	1,283,606	913,408	656,751	549,501	429,187	317,025	255,689
5. 2017.....	XXX	XXX	XXX	1,895,757	1,283,759	878,850	731,599	567,060	408,320	293,606
6. 2018.....	XXX	XXX	XXX	XXX	1,684,800	1,004,857	804,852	614,166	454,492	395,751
7. 2019.....	XXX	XXX	XXX	XXX	XXX	1,330,739	935,843	674,007	496,752	368,458
8. 2020.....	XXX	XXX	XXX	XXX	XXX	XXX	1,449,416	926,749	638,192	415,833
9. 2021.....	XXX	XXX	XXX	XXX	XXX	XXX	XXX	1,504,506	901,316	623,526
10. 2022.....	XXX	XXX	XXX	XXX	XXX	XXX	XXX	XXX	1,830,580	978,886
11. 2023.....	XXX	XXX	XXX	XXX	XXX	XXX	XXX	XXX	XXX	1,771,858

ANNUAL STATEMENT FOR THE YEAR 2023 OF THE ZURICH AMERICAN INSURANCE COMPANY
SCHEDULE P - PART 1A - HOMEOWNERS/FAROWNERS
(\$000 OMITTED)

Years in Which Premiums Were Earned and Losses Were Incurred	Premiums Earned			Loss and Loss Expense Payments						12 Number of Claims Reported Direct and Assumed		
	1 Direct and Assumed	2 Ceded	3 Net (1 - 2)	Loss Payments		Defense and Cost Containment Payments		Adjusting and Other Payments			10 Salvage and Subrogation Received	11 Total Net Paid Cols (4 - 5 + 6 - 7 + 8 - 9)
				4 Direct and Assumed	5 Ceded	6 Direct and Assumed	7 Ceded	8 Direct and Assumed	9 Ceded			
1. Prior.....	XXX.....	XXX.....	XXX.....	122.....	101.....	2.....	1.....				22.....	XXX.....
2. 2014.....	74,446.....	62,455.....	11,992.....	43,080.....	35,648.....	3,644.....	3,020.....	230.....			8,285.....	
3. 2015.....	19,097.....	14,457.....	4,641.....	7,233.....	5,590.....	665.....	446.....	143.....			2,004.....	
4. 2016.....	4,763.....	2,469.....	2,295.....	2,900.....	1,511.....	304.....	154.....	132.....			1,672.....	
5. 2017.....	4,850.....	2,537.....	2,313.....	2,175.....	1,108.....	285.....	147.....	52.....			1,257.....	
6. 2018.....	4,596.....	2,418.....	2,178.....	2,825.....	1,438.....	292.....	154.....	12.....			1,537.....	11.....
7. 2019.....	18,757.....	9,484.....	9,273.....	11,946.....	6,067.....	1,080.....	774.....	457.....		69.....	6,642.....	990.....
8. 2020.....	59,089.....	29,617.....	29,471.....	32,257.....	16,130.....	2,698.....	2,230.....	1,806.....		287.....	18,402.....	3,484.....
9. 2021.....	105,053.....	52,577.....	52,475.....	89,249.....	44,628.....	4,998.....	4,724.....	9,199.....		474.....	54,094.....	6,920.....
10. 2022.....	125,914.....	63,009.....	62,905.....	72,488.....	36,244.....	3,504.....	3,241.....	3,603.....		1,036.....	40,110.....	4,721.....
11. 2023.....	132,904.....	67,060.....	65,844.....	51,726.....	25,975.....	1,618.....	2,532.....	10,012.....		91.....	34,849.....	4,940.....
12. Totals.....	XXX.....	XXX.....	XXX.....	316,001.....	174,441.....	19,091.....	17,423.....	25,646.....		1,956.....	168,874.....	XXX.....

	Losses Unpaid				Defense and Cost Containment Unpaid				Adjusting and Other Unpaid		23 Salvage and Subrogation Anticipated	24 Total Net Losses and Expenses Unpaid	25 Number of Claims Outstanding Direct and Assumed
	Case Basis		Bulk + IBNR		Case Basis		Bulk + IBNR		Adjusting and Other Unpaid				
	13 Direct and Assumed	14 Ceded	15 Direct and Assumed	16 Ceded	17 Direct and Assumed	18 Ceded	19 Direct and Assumed	20 Ceded	21 Direct and Assumed	22 Ceded			
1. Prior.....	144.....	116.....										28.....	
2. 2014.....	5.....	2.....										2.....	
3. 2015.....	2.....	1.....										1.....	
4. 2016.....	7.....	4.....										4.....	
5. 2017.....	13.....	6.....										6.....	
6. 2018.....	22.....	11.....										11.....	
7. 2019.....	74.....	37.....										37.....	
8. 2020.....	657.....	328.....	19.....	9.....	18.....	9.....	2.....	1.....				348.....	22.....
9. 2021.....	1,688.....	844.....	2,139.....	2,223.....	128.....	64.....	232.....	245.....				810.....	102.....
10. 2022.....	3,633.....	1,816.....	1,677.....	840.....	192.....	96.....	187.....	94.....				2,843.....	91.....
11. 2023.....	10,974.....	5,692.....	21,953.....	11,003.....	300.....	150.....	2,454.....	1,227.....				17,609.....	899.....
12. Totals.....	17,219.....	8,858.....	25,787.....	14,075.....	638.....	319.....	2,875.....	1,567.....				21,700.....	1,114.....

	Total Losses and Loss Expenses Incurred			Loss and Loss Expense Percentage (Incurred / Premiums Earned)			Nontabular Discount		34 Inter-Company Pooling Participation Percentage	Net Balance Sheet Reserves After Discount	
	26 Direct and Assumed	27 Ceded	28 Net	29 Direct and Assumed	30 Ceded	31 Net	32 Loss	33 Loss Expense		35 Losses Unpaid	36 Loss Expenses Unpaid
1. Prior.....	XXX.....	XXX.....	XXX.....	XXX.....	XXX.....	XXX.....			XXX.....	28.....	
2. 2014.....	46,958.....	38,671.....	8,287.....	63.1.....	61.9.....	69.1.....			100.0.....	2.....	
3. 2015.....	8,042.....	6,037.....	2,005.....	42.1.....	41.8.....	43.2.....			100.0.....	1.....	
4. 2016.....	3,344.....	1,669.....	1,675.....	70.2.....	67.6.....	73.0.....			100.0.....	4.....	
5. 2017.....	2,525.....	1,262.....	1,264.....	52.1.....	49.7.....	54.6.....			100.0.....	6.....	
6. 2018.....	3,152.....	1,603.....	1,548.....	68.6.....	66.3.....	71.1.....			100.0.....	11.....	
7. 2019.....	13,557.....	6,878.....	6,679.....	72.3.....	72.5.....	72.0.....			100.0.....	37.....	
8. 2020.....	37,458.....	18,708.....	18,750.....	63.4.....	63.2.....	63.6.....			100.0.....	338.....	10.....
9. 2021.....	107,632.....	52,728.....	54,904.....	102.5.....	100.3.....	104.6.....			100.0.....	760.....	50.....
10. 2022.....	85,284.....	42,331.....	42,953.....	67.7.....	67.2.....	68.3.....			100.0.....	2,654.....	190.....
11. 2023.....	99,037.....	46,579.....	52,459.....	74.5.....	69.5.....	79.7.....			100.0.....	16,232.....	1,377.....
12. Totals.....	XXX.....	XXX.....	XXX.....	XXX.....	XXX.....	XXX.....			XXX.....	20,073.....	1,627.....

ANNUAL STATEMENT FOR THE YEAR 2023 OF THE ZURICH AMERICAN INSURANCE COMPANY
SCHEDULE P - PART 1B - PRIVATE PASSENGER AUTO LIABILITY/MEDICAL
(\$000 OMITTED)

Years in Which Premiums Were Earned and Losses Were Incurred	Premiums Earned			Loss and Loss Expense Payments						10 Salvage and Subrogation Received	11 Total Net Paid Cols (4 - 5 + 6 - 7 + 8 - 9)	12 Number of Claims Reported Direct and Assumed	
	1 Direct and Assumed	2 Ceded	3 Net (1 - 2)	Loss Payments		Defense and Cost Containment Payments		Adjusting and Other Payments					
				4 Direct and Assumed	5 Ceded	6 Direct and Assumed	7 Ceded	8 Direct and Assumed	9 Ceded				
1. Prior.....	XXX	XXX	XXX	(95)	12						(3)	(107)	XXX
2. 2014.....				53	27	4	3	2			(1)	30	
3. 2015.....				(31)	(16)	(4)	(3)	(598)				(614)	
4. 2016.....	(1)	(1)	(1)	(107)	(49)	(5)	(2)	601				539	1
5. 2017.....	2	1	1	(92)	186	(11)	(3)	32	1			(255)	10
6. 2018.....	7	4	4	3	43		1					(41)	
7. 2019.....	(1)	154	(155)	5	3	13	7	31			3	39	
8. 2020.....				5	4	1	1	2				2	
9. 2021.....	(8)	(4)	(4)	74	37	40	20				6	57	
10. 2022.....				11	6	41	19	(3)				25	1
11. 2023.....				278	145	5	3	2				137	1
12. Totals	XXX	XXX	XXX	102	397	84	46	69	1		5	(189)	XXX

	Losses Unpaid				Defense and Cost Containment Unpaid				Adjusting and Other Unpaid		23 Salvage and Subrogation Anticipated	24 Total Net Losses and Expenses Unpaid	25 Number of Claims Outstanding Direct and Assumed
	Case Basis		Bulk + IBNR		Case Basis		Bulk + IBNR		21 Direct and Assumed	22 Ceded			
	13 Direct and Assumed	14 Ceded	15 Direct and Assumed	16 Ceded	17 Direct and Assumed	18 Ceded	19 Direct and Assumed	20 Ceded					
1. Prior.....	1,810	242	1		15	14			60			1,631	2
2. 2014.....													
3. 2015.....	(75)	(75)	(60)	(30)	(8)	(8)	(13)	(7)				(37)	
4. 2016.....					(5)	(5)							
5. 2017.....	(262)	(264)	(272)	(275)	(2)	(2)	(60)	(61)				5	
6. 2018.....													
7. 2019.....													
8. 2020.....													
9. 2021.....													
10. 2022.....	54	28	80	42	13	7	15	8	6			83	
11. 2023.....	185	109	727	366	7	4	115	58	43		3	542	
12. Totals	1,712	40	476	102	20	9	57	(1)	109		4	2,224	2

	Total Losses and Loss Expenses Incurred			Loss and Loss Expense Percentage (Incurred / Premiums Earned)			Nontabular Discount		34 Inter-Company Pooling Participation Percentage	Net Balance Sheet Reserves After Discount	
	26 Direct and Assumed	27 Ceded	28 Net	29 Direct and Assumed	30 Ceded	31 Net	32 Loss	33 Loss Expense		35 Losses Unpaid	36 Loss Expenses Unpaid
1. Prior.....	XXX	XXX	XXX	XXX	XXX	XXX			XXX	1,569	62
2. 2014.....	60	30	30	(351,247.6)	(350,328.8)	(352,166.5)			100.0		
3. 2015.....	(790)	(138)	(651)	39,476,893.5	6,918,667.5				100.0	(30)	(7)
4. 2016.....	483	(56)	539	(42,592.4)	9,847.5	(95,032.3)			100.0		
5. 2017.....	(667)	(418)	(249)	(31,460.4)	(39,402.4)	(23,518.4)			100.0	5	1
6. 2018.....	3	44	(41)	38.3	1,222.0	(1,145.4)			100.0		
7. 2019.....	49	9	39	(9,375.2)	6.1	(25.2)			100.0		
8. 2020.....	7	5	2						100.0		
9. 2021.....	114	57	57	(1,484.5)	(1,484.5)	(1,484.5)			100.0		
10. 2022.....	217	109	108						100.0	64	20
11. 2023.....	1,363	685	678						100.0	437	104
12. Totals	XXX	XXX	XXX	XXX	XXX	XXX			XXX	2,045	179

ANNUAL STATEMENT FOR THE YEAR 2023 OF THE ZURICH AMERICAN INSURANCE COMPANY
SCHEDULE P - PART 1C - COMMERCIAL AUTO/TRUCK LIABILITY/MEDICAL
(\$000 OMITTED)

Years in Which Premiums Were Earned and Losses Were Incurred	Premiums Earned			Loss and Loss Expense Payments						10 Salvage and Subrogation Received	11 Total Net Paid Cols (4 - 5 + 6 - 7 + 8 - 9)	12 Number of Claims Reported Direct and Assumed
	1 Direct and Assumed	2 Ceded	3 Net (1 - 2)	Loss Payments		Defense and Cost Containment Payments		Adjusting and Other Payments				
				4 Direct and Assumed	5 Ceded	6 Direct and Assumed	7 Ceded	8 Direct and Assumed	9 Ceded			
1. Prior.....	XXX.....	XXX.....	XXX.....	4,497	2,981	924	504	748	220	(875)	2,464	XXX.....
2. 2014.....	1,029,030	677,728	351,302	580,700	355,896	78,753	47,767	55,315	(137)	6,876	311,241	70,967
3. 2015.....	1,147,267	753,212	394,055	746,221	466,926	104,359	65,348	63,088	199	5,703	381,196	79,953
4. 2016.....	1,254,241	876,808	377,433	886,819	627,993	114,484	80,928	71,809	668	6,738	363,523	85,955
5. 2017.....	1,315,412	964,406	351,006	1,076,936	830,037	145,190	111,630	64,240	1,206	8,185	343,493	99,536
6. 2018.....	1,228,439	896,842	331,597	1,130,171	900,559	152,874	123,043	55,978	1,005	7,310	314,416	95,091
7. 2019.....	1,089,664	771,298	318,366	656,115	454,455	84,591	59,052	56,761	2,259	7,370	281,701	68,766
8. 2020.....	1,263,058	916,044	347,014	472,612	322,647	52,073	36,565	37,062	2,046	5,128	200,491	47,497
9. 2021.....	1,244,116	866,701	377,415	464,009	322,857	48,050	33,658	41,782	2,276	11,248	195,050	55,093
10. 2022.....	1,363,068	953,839	409,229	306,310	216,682	24,037	17,631	33,000	1,814	4,949	127,219	59,944
11. 2023	1,504,945	1,068,142	436,804	102,106	76,071	6,541	4,946	23,936	1,146	1,522	50,419	49,061
12. Totals	XXX	XXX	XXX	6,426,496	4,577,104	811,876	581,073	503,718	12,702	64,155	2,571,212	XXX

	Losses Unpaid				Defense and Cost Containment Unpaid				Adjusting and Other Unpaid		23 Salvage and Subrogation Anticipated	24 Total Net Losses and Expenses Unpaid	25 Number of Claims Outstanding Direct and Assumed
	Case Basis		Bulk + IBNR		Case Basis		Bulk + IBNR		21 Direct and Assumed	22 Ceded			
	13 Direct and Assumed	14 Ceded	15 Direct and Assumed	16 Ceded	17 Direct and Assumed	18 Ceded	19 Direct and Assumed	20 Ceded					
1. Prior.....	37,661	32,106	1,484	(624)	2,396	1,161	311	77	(17,284)	207		(8,359)	559
2. 2014.....	1,366	779	412	292	484	257	89	64	81	53	68	989	103
3. 2015.....	11,644	7,534	2,098	1,154	1,195	665	102	74	242	96	117	5,758	136
4. 2016.....	16,937	10,484	7,918	6,087	1,542	928	1,709	1,325	765	52	180	9,996	240
5. 2017.....	33,384	27,584	23,550	20,326	2,489	1,866	5,184	4,482	1,104	44	297	11,410	386
6. 2018.....	67,437	50,789	42,656	34,848	8,246	6,264	9,364	7,670	2,405	84	683	30,452	1,003
7. 2019.....	88,435	61,692	50,479	36,219	10,002	6,481	10,984	7,918	3,783	35	602	51,339	1,081
8. 2020.....	125,632	83,992	90,779	58,198	11,508	7,905	19,012	12,223	5,811	426	719	89,998	1,557
9. 2021.....	181,913	123,779	233,176	158,387	19,898	13,857	47,933	32,476	10,874	459	1,354	164,836	3,135
10. 2022.....	217,049	150,723	456,977	309,165	22,637	15,982	85,540	57,834	17,577	689	1,785	265,387	6,085
11. 2023	151,488	102,669	817,831	549,956	14,542	9,786	127,994	86,387	35,532	1,506	3,103	397,083	14,060
12. Totals	932,946	652,130	1,727,361	1,174,007	94,940	65,151	308,222	210,529	60,890	3,651	8,906	1,018,889	28,345

	Total Losses and Loss Expenses Incurred			Loss and Loss Expense Percentage (Incurred / Premiums Earned)			Nontabular Discount		34 Inter-Company Pooling Participation Percentage	Net Balance Sheet Reserves After Discount	
	26 Direct and Assumed	27 Ceded	28 Net	29 Direct and Assumed	30 Ceded	31 Net	32 Loss	33 Loss Expense		35 Losses Unpaid	36 Loss Expenses Unpaid
1. Prior.....	XXX.....	XXX.....	XXX.....	XXX.....	XXX.....	XXX.....			XXX.....	7,663	(16,022)
2. 2014.....	717,200	404,970	312,230	69.7	59.8	88.9			100.0	707	281
3. 2015.....	928,949	541,995	386,954	81.0	72.0	98.2			100.0	5,055	704
4. 2016.....	1,101,983	728,464	373,519	87.9	83.1	99.0			100.0	8,284	1,712
5. 2017.....	1,352,078	997,175	354,902	102.8	103.4	101.1			100.0	9,024	2,386
6. 2018.....	1,469,131	1,124,262	344,869	119.6	125.4	104.0			100.0	24,456	5,996
7. 2019.....	961,150	628,111	333,040	88.2	81.4	104.6			100.0	41,004	10,335
8. 2020.....	814,489	524,000	290,488	64.5	57.2	83.7			100.0	74,220	15,777
9. 2021.....	1,047,635	687,749	359,886	84.2	79.4	95.4			100.0	132,923	31,912
10. 2022.....	1,163,127	770,520	392,607	85.3	80.8	95.9			100.0	214,138	51,249
11. 2023	1,279,969	832,468	447,501	85.1	77.9	102.4			100.0	316,694	80,389
12. Totals	XXX	XXX	XXX	XXX	XXX	XXX			XXX	834,170	184,720

ANNUAL STATEMENT FOR THE YEAR 2023 OF THE ZURICH AMERICAN INSURANCE COMPANY

SCHEDULE P - PART 1D - WORKERS' COMPENSATION
(EXCLUDING EXCESS WORKERS' COMPENSATION)

(\$000 OMITTED)

Years in Which Premiums Were Earned and Losses Were Incurred	Premiums Earned			Loss and Loss Expense Payments							10 Salvage and Subrogation Received	11 Total Net Paid Cols (4 - 5 + 6 - 7 + 8 - 9)	12 Number of Claims Reported Direct and Assumed
	1 Direct and Assumed	2 Ceded	3 Net (1 - 2)	Loss Payments		Defense and Cost Containment Payments		Adjusting and Other Payments					
				4 Direct and Assumed	5 Ceded	6 Direct and Assumed	7 Ceded	8 Direct and Assumed	9 Ceded				
1. Prior.....	XXX.....	XXX.....	XXX.....	192,222	87,232	33,190	15,165	(8,597)	(3,500)	18,153	117,919	XXX.....	
2. 2014.....	2,634,274	1,645,335	988,939	1,064,660	711,261	214,264	143,155	100,669	(1,117)	47,851	526,293	224,854	
3. 2015.....	2,892,418	1,840,372	1,052,047	1,137,975	780,492	232,214	159,696	82,342	(642)	43,463	512,985	237,358	
4. 2016.....	2,910,495	1,909,182	1,001,314	1,167,898	826,824	232,806	165,087	107,962	926	42,678	515,830	239,344	
5. 2017.....	2,939,011	1,959,738	979,272	1,172,404	837,569	231,473	164,828	79,162	3,592	44,587	477,049	236,947	
6. 2018.....	2,834,987	1,920,656	914,331	1,200,608	869,024	232,176	167,662	112,162	22,743	40,316	485,517	240,348	
7. 2019.....	2,738,982	1,895,078	843,904	1,118,872	830,551	210,859	157,588	127,248	8,566	26,630	460,274	239,408	
8. 2020.....	2,558,277	1,824,385	733,892	823,894	650,745	154,712	122,597	96,455	4,951	14,815	296,768	207,149	
9. 2021.....	2,360,631	1,711,102	649,528	833,962	665,691	142,796	117,304	61,039	(6,341)	10,209	261,143	235,016	
10. 2022.....	2,685,501	1,966,469	719,032	688,055	552,930	113,786	94,930	32,353	(4,679)	3,208	191,013	222,741	
11. 2023	2,931,083	2,150,838	780,245	290,795	233,425	44,186	35,386	(1,282)	(665)	808	65,553	183,617	
12. Totals	XXX	XXX	XXX	9,691,345	7,045,747	1,842,461	1,343,396	789,514	23,834	292,719	3,910,344	XXX	

	Losses Unpaid				Defense and Cost Containment Unpaid				Adjusting and Other Unpaid		23 Salvage and Subrogation Anticipated	24 Total Net Losses and Expenses Unpaid	25 Number of Claims Outstanding Direct and Assumed
	Case Basis		Bulk + IBNR		Case Basis		Bulk + IBNR						
	13 Direct and Assumed	14 Ceded	15 Direct and Assumed	16 Ceded	17 Direct and Assumed	18 Ceded	19 Direct and Assumed	20 Ceded	21 Direct and Assumed	22 Ceded			
1. Prior.....	2,023,032	887,481	1,196,353	543,559	70,013	36,484	723,177	327,405	(167,349)	(77,633)	6,774	2,127,929	11,459
2. 2014.....	131,167	68,938	133,753	70,246	5,801	3,267	82,399	42,866	(9,808)	(8,877)	6,186	166,872	1,021
3. 2015.....	135,967	73,293	157,605	83,941	6,566	3,819	97,097	51,090	(11,282)	(10,128)	6,239	183,938	1,314
4. 2016.....	161,818	89,245	181,137	97,687	9,146	5,334	105,630	56,337	(11,019)	(9,938)	8,174	208,047	1,625
5. 2017.....	177,391	104,093	196,440	106,960	8,313	5,196	113,164	60,906	(12,090)	(11,400)	10,807	217,463	2,020
6. 2018.....	222,194	125,017	221,120	121,559	12,201	7,832	131,260	71,068	(12,246)	(12,363)	15,202	261,416	3,053
7. 2019.....	218,099	135,202	276,403	155,317	17,416	11,386	149,932	83,430	(11,395)	(10,891)	19,871	276,011	4,361
8. 2020.....	232,381	143,624	257,018	153,250	19,619	14,241	138,556	80,238	(8,829)	(9,736)	21,576	257,128	6,080
9. 2021.....	321,546	209,000	397,282	246,412	28,820	22,208	174,629	105,358	(12,007)	(11,451)	29,747	338,744	12,269
10. 2022.....	398,362	274,686	573,150	380,913	42,918	34,806	212,259	134,981	(16,232)	(15,500)	32,886	400,571	22,787
11. 2023	392,349	278,521	1,011,839	731,825	50,363	41,150	290,257	204,133	41,748	(12,279)	29,209	543,206	58,916
12. Totals	4,414,306	2,389,101	4,602,100	2,691,669	271,175	185,721	2,218,360	1,217,812	(230,508)	(190,195)	186,672	4,981,324	124,905

	Total Losses and Loss Expenses Incurred			Loss and Loss Expense Percentage (Incurred / Premiums Earned)			Nontabular Discount		34 Inter-Company Pooling Participation Percentage	Net Balance Sheet Reserves After Discount	
	26 Direct and Assumed	27 Ceded	28 Net	29 Direct and Assumed	30 Ceded	31 Net	32 Loss	33 Loss Expense		35 Losses Unpaid	36 Loss Expenses Unpaid
1. Prior.....	XXX.....	XXX.....	XXX.....	XXX.....	XXX.....	XXX.....			XXX.....	1,788,345	339,585
2. 2014.....	1,722,903	1,029,738	693,165	65.4	62.6	70.1			100.0	125,735	41,137
3. 2015.....	1,838,484	1,141,561	696,923	63.6	62.0	66.2			100.0	136,338	47,600
4. 2016.....	1,955,379	1,231,503	723,876	67.2	64.5	72.3			100.0	156,023	52,024
5. 2017.....	1,966,256	1,271,744	694,512	66.9	64.9	70.9			100.0	162,777	54,686
6. 2018.....	2,119,474	1,372,542	746,933	74.8	71.5	81.7			100.0	196,738	64,678
7. 2019.....	2,107,434	1,371,149	736,285	76.9	72.4	87.2			100.0	203,983	72,028
8. 2020.....	1,713,806	1,159,910	553,896	67.0	63.6	75.5			100.0	192,525	64,603
9. 2021.....	1,948,068	1,348,181	599,887	82.5	78.8	92.4			100.0	263,416	75,328
10. 2022.....	2,044,651	1,453,067	591,584	76.1	73.9	82.3			100.0	315,912	84,658
11. 2023	2,120,255	1,511,496	608,759	72.3	70.3	78.0			100.0	393,842	149,364
12. Totals	XXX	XXX	XXX	XXX	XXX	XXX			XXX	3,935,635	1,045,689

ANNUAL STATEMENT FOR THE YEAR 2023 OF THE ZURICH AMERICAN INSURANCE COMPANY
SCHEDULE P - PART 1E - COMMERCIAL MULTIPLE PERIL
(\$000 OMITTED)

Years in Which Premiums Were Earned and Losses Were Incurred	Premiums Earned			Loss and Loss Expense Payments						10 Salvage and Subrogation Received	11 Total Net Paid Cols (4 - 5 + 6 - 7 + 8 - 9)	12 Number of Claims Reported Direct and Assumed
	1 Direct and Assumed	2 Ceded	3 Net (1 - 2)	Loss Payments		Defense and Cost Containment Payments		Adjusting and Other Payments				
				4 Direct and Assumed	5 Ceded	6 Direct and Assumed	7 Ceded	8 Direct and Assumed	9 Ceded			
1. Prior.....	XXX.....	XXX.....	XXX.....	16,093	8,534	2,823	1,493	660	6	645	9,543	XXX.....
2. 2014.....	929,594	566,366	363,229	471,513	268,129	49,990	31,204	27,266	(2)	13,014	249,439	20,349
3. 2015.....	808,325	447,989	360,336	378,534	191,137	44,806	25,304	26,222	(1)	10,796	233,122	19,240
4. 2016.....	699,673	398,935	300,738	458,908	231,417	46,591	26,123	26,355	(1)	8,455	274,316	16,771
5. 2017.....	636,278	369,843	266,435	584,310	342,322	50,337	32,295	38,463	(42)	23,649	298,535	16,929
6. 2018.....	621,346	367,444	253,902	419,483	221,377	39,752	25,559	24,529	116	11,927	236,712	16,646
7. 2019.....	617,631	417,176	200,456	382,531	233,994	38,504	27,397	29,108	162	11,607	188,590	14,964
8. 2020.....	689,248	436,534	252,714	413,593	259,075	32,563	27,346	27,738	57	5,579	187,416	12,169
9. 2021.....	697,906	426,386	271,520	409,963	246,604	19,439	18,274	25,457	77	6,440	189,904	8,432
10. 2022.....	648,328	394,879	253,450	233,822	126,333	11,748	10,464	20,243	29	2,976	128,987	6,651
11. 2023.....	685,947	412,401	273,546	89,536	45,949	4,314	4,740	12,470	17	263	55,615	4,443
12. Totals	XXX	XXX	XXX	3,858,285	2,174,870	340,868	230,199	258,512	418	95,351	2,052,178	XXX

	Losses Unpaid				Defense and Cost Containment Unpaid				Adjusting and Other Unpaid		23 Salvage and Subrogation Anticipated	24 Total Net Losses and Expenses Unpaid	25 Number of Claims Outstanding Direct and Assumed
	Case Basis		Bulk + IBNR		Case Basis		Bulk + IBNR						
	13 Direct and Assumed	14 Ceded	15 Direct and Assumed	16 Ceded	17 Direct and Assumed	18 Ceded	19 Direct and Assumed	20 Ceded	21 Direct and Assumed	22 Ceded			
1. Prior.....	13,577	6,006	18,944	11,545	11,453	1,936	10,629	7,413	(11,029)			16,674	608
2. 2014.....	1,381	706	2,275	1,427	951	477	1,252	904	238		217	2,583	31
3. 2015.....	5,738	2,869	6,517	3,269	898	457	2,684	1,346	510		291	8,406	49
4. 2016.....	5,190	2,595	7,653	3,842	954	477	3,152	1,582	583		413	9,035	61
5. 2017.....	9,939	5,000	11,218	5,632	2,297	1,149	3,708	1,864	761		586	14,279	105
6. 2018.....	17,932	10,540	11,632	7,056	2,025	1,190	4,794	2,908	1,146		787	15,835	141
7. 2019.....	33,822	21,690	15,218	10,464	3,487	2,145	6,269	4,311	1,680		1,138	21,866	231
8. 2020.....	25,755	21,421	38,034	33,232	8,887	4,859	11,901	8,849	2,209		1,359	18,426	341
9. 2021.....	61,940	48,959	70,016	61,609	8,628	5,191	19,369	14,468	3,554		2,758	33,281	638
10. 2022.....	67,226	38,918	82,301	52,136	6,851	4,012	26,087	17,107	4,709		2,232	75,001	1,057
11. 2023.....	70,386	38,509	129,550	78,660	6,305	3,549	35,432	22,138	20,721		2,911	119,537	1,783
12. Totals	312,887	197,214	393,358	268,871	52,737	25,442	125,278	82,891	25,081		12,690	334,924	5,045

	Total Losses and Loss Expenses Incurred			Loss and Loss Expense Percentage (Incurred / Premiums Earned)			Nontabular Discount		34 Inter-Company Pooling Participation Percentage	Net Balance Sheet Reserves After Discount	
	26 Direct and Assumed	27 Ceded	28 Net	29 Direct and Assumed	30 Ceded	31 Net	32 Loss	33 Loss Expense		35 Losses Unpaid	36 Loss Expenses Unpaid
1. Prior.....	XXX.....	XXX.....	XXX.....	XXX.....	XXX.....	XXX.....			XXX.....	14,970	1,704
2. 2014.....	554,867	302,845	252,022	59.7	53.5	69.4			100.0	1,523	1,060
3. 2015.....	465,909	224,381	241,528	57.6	50.1	67.0			100.0	6,117	2,289
4. 2016.....	549,385	266,034	283,351	78.5	66.7	94.2			100.0	6,406	2,629
5. 2017.....	701,033	388,219	312,814	110.2	105.0	117.4			100.0	10,525	3,754
6. 2018.....	521,293	268,747	252,547	83.9	73.1	99.5			100.0	11,968	3,867
7. 2019.....	510,619	300,164	210,456	82.7	72.0	105.0			100.0	16,887	4,979
8. 2020.....	560,681	354,838	205,843	81.3	81.3	81.5			100.0	9,136	9,290
9. 2021.....	618,367	395,182	223,185	88.6	92.7	82.2			100.0	21,389	11,892
10. 2022.....	452,987	248,998	203,988	69.9	63.1	80.5			100.0	58,474	16,528
11. 2023.....	368,714	193,562	175,152	53.8	46.9	64.0			100.0	82,766	36,771
12. Totals	XXX	XXX	XXX	XXX	XXX	XXX			XXX	240,160	94,763

ANNUAL STATEMENT FOR THE YEAR 2023 OF THE ZURICH AMERICAN INSURANCE COMPANY
SCHEDULE P - PART 1F - SECTION 1 - MEDICAL PROFESSIONAL LIABILITY - OCCURRENCE
(\$000 OMITTED)

Years in Which Premiums Were Earned and Losses Were Incurred	Premiums Earned			Loss and Loss Expense Payments						10 Salvage and Subrogation Received	11 Total Net Paid Cols (4 - 5 + 6 - 7 + 8 - 9)	12 Number of Claims Reported Direct and Assumed
	1 Direct and Assumed	2 Ceded	3 Net (1 - 2)	Loss Payments		Defense and Cost Containment Payments		Adjusting and Other Payments				
				4 Direct and Assumed	5 Ceded	6 Direct and Assumed	7 Ceded	8 Direct and Assumed	9 Ceded			
1. Prior.....	XXX	XXX	XXX	644	132	138	27	1			624	XXX
2. 2014.....	2,265	1,133	1,133	461	230	130	69	67			358	33
3. 2015.....	2,732	1,366	1,366	1,045	522	74	39	41			598	14
4. 2016.....	1,252	626	626	62	31	52	26	18			75	9
5. 2017.....	1,767	909	858	297	148	63	32	12			192	30
6. 2018.....	384	182	201	11	5	10	5	10			21	15
7. 2019.....	834	427	408			3	1	5			6	4
8. 2020.....	166	95	70			1		(28)			(27)	1
9. 2021.....	74	50	25					1			1	1
10. 2022.....	2,831	2,132	699									
11. 2023.....	51	43	8					2			2	
12. Totals	XXX	XXX	XXX	2,519	1,070	469	199	130			1,849	XXX

	Losses Unpaid				Defense and Cost Containment Unpaid				Adjusting and Other Unpaid		23 Salvage and Subrogation Anticipated	24 Total Net Losses and Expenses Unpaid	25 Number of Claims Outstanding Direct and Assumed
	Case Basis		Bulk + IBNR		Case Basis		Bulk + IBNR		Adjusting and Other Unpaid				
	13 Direct and Assumed	14 Ceded	15 Direct and Assumed	16 Ceded	17 Direct and Assumed	18 Ceded	19 Direct and Assumed	20 Ceded	21 Direct and Assumed	22 Ceded			
1. Prior.....	359	195	434	223		3	53	27	14			412	
2. 2014.....	77	38	27	13			3	2	1			54	
3. 2015.....	74	37	146	73			18	9	5			124	
4. 2016.....	81	40	72	36			9	4	2			83	1
5. 2017.....	126	63	(101)	(50)			(14)	(7)				6	
6. 2018.....	109	54	109	55			8	4	2			115	
7. 2019.....	31	16	150	75			13	7	4			101	1
8. 2020.....	9	5	17	8								13	
9. 2021.....			5,759	4,321			748	561	200		1	1,825	
10. 2022.....													
11. 2023.....			4	4									
12. Totals	866	449	6,617	4,758	1	4	839	608	228		1	2,733	2

	Total Losses and Loss Expenses Incurred			Loss and Loss Expense Percentage (Incurred / Premiums Earned)			Nontabular Discount		34 Inter-Company Pooling Participation Percentage	Net Balance Sheet Reserves After Discount	
	26 Direct and Assumed	27 Ceded	28 Net	29 Direct and Assumed	30 Ceded	31 Net	32 Loss	33 Loss Expense		35 Losses Unpaid	36 Loss Expenses Unpaid
1. Prior.....	XXX	XXX	XXX	XXX	XXX	XXX			XXX	375	37
2. 2014.....	765	353	412	33.8	31.1	36.4			100.0	52	2
3. 2015.....	1,402	680	722	51.3	49.8	52.9			100.0	110	14
4. 2016.....	296	138	158	23.7	22.1	25.3			100.0	77	7
5. 2017.....	383	186	197	21.7	20.5	23.0			100.0	13	(7)
6. 2018.....	259	123	136	67.4	67.5	67.3			100.0	109	6
7. 2019.....	206	99	107	24.7	23.3	26.3			100.0	91	10
8. 2020.....	(1)	13	(14)	(0.7)	14.0	(20.5)			100.0	13	
9. 2021.....	6,709	4,882	1,827	9,029.0	9,832.7	7,410.1			100.0	1,438	387
10. 2022.....				0.0	0.0	0.0			100.0		
11. 2023.....	6	4	2	12.3	10.2	23.7			100.0		
12. Totals	XXX	XXX	XXX	XXX	XXX	XXX			XXX	2,277	457

ANNUAL STATEMENT FOR THE YEAR 2023 OF THE ZURICH AMERICAN INSURANCE COMPANY
SCHEDULE P - PART 1F - SECTION 2 - MEDICAL PROFESSIONAL LIABILITY - CLAIMS-MADE
(\$000 OMITTED)

Years in Which Premiums Were Earned and Losses Were Incurred	Premiums Earned			Loss and Loss Expense Payments						10 Salvage and Subrogation Received	11 Total Net Paid Cols (4 - 5 + 6 - 7 + 8 - 9)	12 Number of Claims Reported Direct and Assumed
	1 Direct and Assumed	2 Ceded	3 Net (1 - 2)	Loss Payments		Defense and Cost Containment Payments		Adjusting and Other Payments				
				4 Direct and Assumed	5 Ceded	6 Direct and Assumed	7 Ceded	8 Direct and Assumed	9 Ceded			
1. Prior.....	XXX.....	XXX.....	XXX.....	16,312	8,258	43	26	185		8,257	XXX.....	
2. 2014.....	129,914	65,019	64,895	138,895	69,447	5,834	2,955	3,970	1	76,297	2,924	
3. 2015.....	121,510	60,936	60,574	112,054	56,121	7,737	3,904	4,876		64,643	3,094	
4. 2016.....	116,429	58,395	58,035	150,821	75,411	6,814	3,429	5,195		83,990	2,805	
5. 2017.....	113,714	57,032	56,682	93,257	46,629	8,826	4,432	8,046		59,069	3,173	
6. 2018.....	109,237	54,706	54,531	166,352	83,277	10,621	5,317	7,131	(2)	17	95,512	4,587
7. 2019.....	66,304	41,074	25,230	42,772	24,831	5,414	3,302	6,688	(2)		26,744	2,958
8. 2020.....	61,939	46,083	15,856	17,365	12,911	2,662	1,963	1,997	5		7,144	2,138
9. 2021.....	19,627	14,766	4,862	8,142	5,878	154	116	1,044	(1)		3,347	673
10. 2022.....	(33)	(76)	43			19	9	8			17	5
11. 2023.....	42	12	30					6			6	1
12. Totals	XXX	XXX	XXX	745,971	382,761	48,124	25,454	39,147	(1)	18	425,027	XXX

	Losses Unpaid				Defense and Cost Containment Unpaid				Adjusting and Other Unpaid		23 Salvage and Subrogation Anticipated	24 Total Net Losses and Expenses Unpaid	25 Number of Claims Outstanding Direct and Assumed
	Case Basis		Bulk + IBNR		Case Basis		Bulk + IBNR		21 Direct and Assumed	22 Ceded			
	13 Direct and Assumed	14 Ceded	15 Direct and Assumed	16 Ceded	17 Direct and Assumed	18 Ceded	19 Direct and Assumed	20 Ceded					
1. Prior.....	44,590	23,371	17,087	7,672	2,113	1,066	2,220	995	1,376			34,281	123
2. 2014.....	4,045	2,023	10,068	5,034	623	311	1,308	654	275		(35)	8,297	33
3. 2015.....	15,265	7,633	5,263	2,644	585	292	684	344	373		58	11,258	56
4. 2016.....	20,790	10,395	15,916	8,026	920	460	2,068	1,043	663		81	20,433	94
5. 2017.....	95,811	47,906	20,687	10,438	3,394	1,697	2,688	1,356	1,678		107	62,862	136
6. 2018.....	37,681	18,840	67,223	33,698	25,800	12,900	8,735	4,379	(123)		196	69,499	173
7. 2019.....	31,714	19,788	29,076	17,976	2,816	1,786	3,778	2,336	1,049		119	26,549	156
8. 2020.....	43,772	32,617	67,284	50,184	1,599	1,171	8,743	6,521	1,724		181	32,631	190
9. 2021.....	853	638	35,178	26,645	350	256	4,571	3,462	613		65	10,564	200
10. 2022.....			41	20	231	116	5	2	7			145	2
11. 2023.....	1												
12. Totals	294,523	163,210	267,824	162,337	38,432	20,056	34,800	21,092	7,635		771	276,520	1,163

	Total Losses and Loss Expenses Incurred			Loss and Loss Expense Percentage (Incurred / Premiums Earned)			Nontabular Discount		34 Inter-Company Pooling Participation Percentage	Net Balance Sheet Reserves After Discount	
	26 Direct and Assumed	27 Ceded	28 Net	29 Direct and Assumed	30 Ceded	31 Net	32 Loss	33 Loss Expense		35 Losses Unpaid	36 Loss Expenses Unpaid
1. Prior.....	XXX.....	XXX.....	XXX.....	XXX.....	XXX.....	XXX.....			XXX.....	30,634	3,647
2. 2014.....	165,018	80,424	84,594	127.0	123.7	130.4			100.0	7,057	1,241
3. 2015.....	146,838	70,937	75,901	120.8	116.4	125.3			100.0	10,252	1,006
4. 2016.....	203,188	98,765	104,423	174.5	169.1	179.9			100.0	18,285	2,148
5. 2017.....	234,387	112,456	121,931	206.1	197.2	215.1			100.0	58,155	4,707
6. 2018.....	323,420	158,409	165,011	296.1	289.6	302.6			100.0	52,366	17,133
7. 2019.....	123,309	70,016	53,293	186.0	170.5	211.2			100.0	23,027	3,522
8. 2020.....	145,146	105,372	39,775	234.3	228.7	250.9			100.0	28,256	4,375
9. 2021.....	50,905	36,995	13,911	259.4	250.5	286.1			100.0	8,748	1,815
10. 2022.....	311	148	163	(948.1)	(195.6)	379.0			100.0	21	125
11. 2023.....	7		7	17.5	3.5	23.2			100.0		
12. Totals	XXX	XXX	XXX	XXX	XXX	XXX			XXX	236,801	39,719

ANNUAL STATEMENT FOR THE YEAR 2023 OF THE ZURICH AMERICAN INSURANCE COMPANY
SCHEDULE P - PART 1G - SPECIAL LIABILITY (OCEAN MARINE, AIRCRAFT (ALL PERILS),
BOILER AND MACHINERY)

(\$000 OMITTED)

Years in Which Premiums Were Earned and Losses Were Incurred	Premiums Earned			Loss and Loss Expense Payments						10 Salvage and Subrogation Received	11 Total Net Paid Cols (4 - 5 + 6 - 7 + 8 - 9)	12 Number of Claims Reported Direct and Assumed
	1	2	3	Loss Payments		Defense and Cost Containment Payments		Adjusting and Other Payments				
	Direct and Assumed	Ceded	Net (1 - 2)	4 Direct and Assumed	5 Ceded	6 Direct and Assumed	7 Ceded	8 Direct and Assumed	9 Ceded			
1. Prior.....	XXX.....	XXX.....	XXX.....	(208).....	(288).....	10.....	28.....	18.....		51.....	80.....	XXX.....
2. 2014.....	249,844.....	160,653.....	89,191.....	162,651.....	123,350.....	3,301.....	2,564.....	5,386.....	6.....	5,280.....	45,417.....	XXX.....
3. 2015.....	243,080.....	160,803.....	82,277.....	94,052.....	64,397.....	5,417.....	4,658.....	5,991.....	29.....	4,440.....	36,376.....	XXX.....
4. 2016.....	180,375.....	129,790.....	50,585.....	59,638.....	44,560.....	3,890.....	3,360.....	3,005.....	107.....	3,852.....	18,506.....	XXX.....
5. 2017.....	148,590.....	102,018.....	46,571.....	55,548.....	39,584.....	3,020.....	2,377.....	3,111.....	630.....	3,422.....	19,087.....	XXX.....
6. 2018.....	162,008.....	112,859.....	49,149.....	92,253.....	66,553.....	3,938.....	3,643.....	3,870.....	714.....	4,732.....	29,151.....	XXX.....
7. 2019.....	176,914.....	120,867.....	56,047.....	45,323.....	31,789.....	3,457.....	3,301.....	3,353.....	984.....	4,879.....	16,058.....	XXX.....
8. 2020.....	211,403.....	145,735.....	65,667.....	55,400.....	35,453.....	3,002.....	2,678.....	3,433.....	672.....	1,637.....	23,033.....	XXX.....
9. 2021.....	255,981.....	176,616.....	79,365.....	54,255.....	35,623.....	4,735.....	3,832.....	3,702.....	647.....	4,293.....	22,591.....	XXX.....
10. 2022.....	306,704.....	219,462.....	87,241.....	50,430.....	32,366.....	924.....	1,071.....	2,709.....	464.....	540.....	20,162.....	XXX.....
11. 2023.....	353,527.....	279,077.....	74,450.....	15,383.....	12,504.....	89.....	368.....	1,330.....	92.....	64.....	3,838.....	XXX.....
12. Totals.....	XXX.....	XXX.....	XXX.....	684,724.....	485,890.....	31,784.....	27,882.....	35,907.....	4,346.....	33,190.....	234,297.....	XXX.....

	Losses Unpaid				Defense and Cost Containment Unpaid				Adjusting and Other Unpaid		23 Salvage and Subrogation Anticipated	24 Total Net Losses and Expenses Unpaid	25 Number of Claims Outstanding Direct and Assumed
	Case Basis		Bulk + IBNR		Case Basis		Bulk + IBNR		21 Direct and Assumed	22 Ceded			
	13 Direct and Assumed	14 Ceded	15 Direct and Assumed	16 Ceded	17 Direct and Assumed	18 Ceded	19 Direct and Assumed	20 Ceded					
1. Prior.....	2,046.....	1,139.....	415.....	345.....	67.....	33.....		1.....	19.....			1,029.....	61.....
2. 2014.....	189.....	118.....			10.....	6.....			3.....			77.....	27.....
3. 2015.....	14.....	7.....			1.....	1.....					9.....	8.....	4.....
4. 2016.....	1,344.....	1,341.....	2.....	1.....	150.....	150.....			29.....		24.....	34.....	3.....
5. 2017.....	830.....	423.....	4.....	2.....	37.....	28.....			5.....		34.....	423.....	11.....
6. 2018.....	1,591.....	1,019.....	11.....	5.....	130.....	70.....			14.....		73.....	653.....	22.....
7. 2019.....	3,466.....	2,087.....	7.....	4.....	595.....	453.....			45.....		76.....	1,570.....	48.....
8. 2020.....	1,392.....	909.....	36.....	19.....	668.....	472.....			27.....		155.....	723.....	40.....
9. 2021.....	11,357.....	7,193.....	76.....	639.....	1,231.....	836.....	5.....	70.....	146.....		310.....	4,075.....	143.....
10. 2022.....	22,215.....	14,341.....	957.....	650.....	1,241.....	820.....	108.....	73.....	316.....		554.....	8,953.....	257.....
11. 2023.....	25,225.....	21,268.....	38,569.....	29,360.....	1,422.....	1,021.....	4,332.....	3,298.....	1,152.....		1,137.....	15,754.....	361.....
12. Totals.....	69,671.....	49,844.....	40,076.....	31,024.....	5,551.....	3,891.....	4,446.....	3,442.....	1,756.....		2,373.....	33,298.....	977.....

	Total Losses and Loss Expenses Incurred			Loss and Loss Expense Percentage (Incurred / Premiums Earned)			Nontabular Discount		34 Inter-Company Pooling Participation Percentage	Net Balance Sheet Reserves After Discount	
	26	27	28	29	30	31	32	33		35	36
	Direct and Assumed	Ceded	Net	Direct and Assumed	Ceded	Net	Loss	Loss Expense		Losses Unpaid	Loss Expenses Unpaid
1. Prior.....	XXX.....	XXX.....	XXX.....	XXX.....	XXX.....	XXX.....			XXX.....	977.....	52.....
2. 2014.....	171,539.....	126,046.....	45,494.....	68.7.....	78.5.....	51.0.....			100.0.....	71.....	6.....
3. 2015.....	105,476.....	69,092.....	36,384.....	43.4.....	43.0.....	44.2.....			100.0.....	7.....	1.....
4. 2016.....	68,059.....	49,518.....	18,540.....	37.7.....	38.2.....	36.7.....			100.0.....	5.....	30.....
5. 2017.....	62,554.....	43,044.....	19,510.....	42.1.....	42.2.....	41.9.....			100.0.....	410.....	14.....
6. 2018.....	101,807.....	72,004.....	29,803.....	62.8.....	63.8.....	60.6.....			100.0.....	578.....	74.....
7. 2019.....	56,246.....	38,618.....	17,628.....	31.8.....	32.0.....	31.5.....			100.0.....	1,383.....	187.....
8. 2020.....	63,958.....	40,203.....	23,755.....	30.3.....	27.6.....	36.2.....			100.0.....	500.....	222.....
9. 2021.....	75,507.....	48,840.....	26,666.....	29.5.....	27.7.....	33.6.....			100.0.....	3,600.....	475.....
10. 2022.....	78,901.....	49,786.....	29,115.....	25.7.....	22.7.....	33.4.....			100.0.....	8,182.....	771.....
11. 2023.....	87,502.....	67,911.....	19,591.....	24.8.....	24.3.....	26.3.....			100.0.....	13,166.....	2,588.....
12. Totals.....	XXX.....	XXX.....	XXX.....	XXX.....	XXX.....	XXX.....			XXX.....	28,879.....	4,420.....

ANNUAL STATEMENT FOR THE YEAR 2023 OF THE ZURICH AMERICAN INSURANCE COMPANY
SCHEDULE P - PART 1H - SECTION 1 - OTHER LIABILITY - OCCURRENCE
(\$000 OMITTED)

Years in Which Premiums Were Earned and Losses Were Incurred	Premiums Earned			Loss and Loss Expense Payments						10 Salvage and Subrogation Received	11 Total Net Paid Cols (4 - 5 + 6 - 7 + 8 - 9)	12 Number of Claims Reported Direct and Assumed
	1	2	3	Loss Payments		Defense and Cost Containment Payments		Adjusting and Other Payments				
				4	5	6	7	8	9			
	Direct and Assumed	Ceded	Net (1 - 2)	Direct and Assumed	Ceded	Direct and Assumed	Ceded	Direct and Assumed	Ceded			
1. Prior.....	XXX.....	XXX.....	XXX.....	253,604	110,116	41,705	27,473	5,334	311	57,198	162,743	XXX.....
2. 2014.....	2,061,740	1,299,759	761,980	1,227,085	756,212	211,503	129,098	77,024	236	53,173	630,065	74,632
3. 2015.....	2,261,706	1,420,473	841,233	1,269,484	784,170	253,565	159,697	78,363	302	11,575	657,242	78,016
4. 2016.....	1,967,940	1,276,120	691,820	1,114,785	740,112	198,434	132,983	94,661	2,836	35,491	531,949	85,588
5. 2017.....	1,838,052	1,212,044	626,008	1,034,588	677,674	248,124	173,173	84,339	2,478	15,479	513,726	87,070
6. 2018.....	1,773,983	1,264,441	509,542	968,382	681,428	178,439	129,816	91,026	4,768	8,420	421,835	81,065
7. 2019.....	1,630,038	1,431,250	198,789	991,943	757,971	173,738	134,064	83,779	2,843	11,390	354,581	71,469
8. 2020.....	1,611,314	1,243,143	368,170	460,279	356,478	75,660	58,890	54,094	2,203	1,530	172,463	45,040
9. 2021.....	1,795,205	1,386,248	408,957	303,088	231,597	62,629	50,213	36,827	2,351	1,741	118,382	36,362
10. 2022.....	2,066,666	1,609,419	457,247	201,871	157,613	19,889	15,878	31,371	1,728	2,547	77,912	37,725
11. 2023	2,205,473	1,723,194	482,280	87,671	64,112	4,052	2,985	24,948	278	17	49,296	30,898
12. Totals	XXX	XXX	XXX	7,912,779	5,317,484	1,467,738	1,014,270	661,768	20,337	198,560	3,690,194	XXX

	Losses Unpaid				Defense and Cost Containment Unpaid				Adjusting and Other Unpaid		23 Salvage and Subrogation Anticipated	24 Total Net Losses and Expenses Unpaid	25 Number of Claims Outstanding Direct and Assumed
	Case Basis		Bulk + IBNR		Case Basis		Bulk + IBNR						
	13	14	15	16	17	18	19	20	21	22			
	Direct and Assumed	Ceded	Direct and Assumed	Ceded	Direct and Assumed	Ceded	Direct and Assumed	Ceded	Direct and Assumed	Ceded			
1. Prior.....	667,632	449,784	994,458	492,569	122,459	88,520	179,196	87,756	15,621	2,665	858,070	2,937	
2. 2014.....	56,409	30,472	87,727	51,789	11,265	6,348	23,674	14,486	3,520	80	2,702	309	
3. 2015.....	99,560	56,913	119,373	68,523	19,510	11,358	34,151	20,632	5,560	144	3,988	410	
4. 2016.....	80,452	49,047	144,272	85,974	10,044	6,704	39,840	24,652	5,905	78	4,642	487	
5. 2017.....	160,643	97,580	194,367	125,913	25,392	14,807	52,168	35,228	9,793	87	6,243	1,003	
6. 2018.....	291,163	210,673	246,374	151,976	30,836	20,480	60,008	37,421	15,515	177	8,198	1,410	
7. 2019.....	299,171	225,631	305,760	225,670	35,335	26,340	88,296	66,165	15,827	360	10,543	2,143	
8. 2020.....	263,348	199,410	424,304	321,995	32,551	24,861	123,574	94,269	18,222	1,303	9,195	2,560	
9. 2021.....	333,966	246,429	598,856	456,907	53,593	42,140	158,268	123,554	24,181	1,825	10,632	4,068	
10. 2022.....	215,210	166,505	882,727	680,155	25,228	20,007	210,484	166,412	29,837	1,858	11,948	5,674	
11. 2023	75,617	56,329	1,311,450	990,363	11,723	8,581	268,036	207,490	42,145	2,926	12,967	9,638	
12. Totals	2,543,171	1,788,773	5,309,670	3,651,833	377,936	270,147	1,237,695	878,065	186,125	11,505	81,059	3,054,274	30,639

	Total Losses and Loss Expenses Incurred			Loss and Loss Expense Percentage (Incurred / Premiums Earned)			Nontabular Discount		34 Inter-Company Pooling Participation Percentage	Net Balance Sheet Reserves After Discount	
	26	27	28	29	30	31	32	33		35	36
	Direct and Assumed	Ceded	Net	Direct and Assumed	Ceded	Net	Loss	Loss Expense		Losses Unpaid	Loss Expenses Unpaid
1. Prior.....	XXX.....	XXX.....	XXX.....	XXX.....	XXX.....	XXX.....			XXX.....	719,736	138,334
2. 2014.....	1,698,208	988,722	709,486	82.4	76.1	93.1			100.0	61,876	17,545
3. 2015.....	1,879,566	1,101,740	777,826	83.1	77.6	92.5			100.0	93,497	27,087
4. 2016.....	1,688,394	1,042,386	646,008	85.8	81.7	93.4			100.0	89,704	24,355
5. 2017.....	1,809,414	1,126,941	682,473	98.4	93.0	109.0			100.0	131,517	37,230
6. 2018.....	1,881,742	1,236,739	645,003	106.1	97.8	126.6			100.0	174,888	48,280
7. 2019.....	1,993,849	1,439,045	554,804	122.3	100.5	279.1			100.0	153,630	46,593
8. 2020.....	1,452,033	1,059,408	392,625	90.1	85.2	106.6			100.0	166,247	53,915
9. 2021.....	1,571,408	1,155,017	416,391	87.5	83.3	101.8			100.0	229,486	68,523
10. 2022.....	1,616,618	1,210,156	406,462	78.2	75.2	88.9			100.0	251,278	77,272
11. 2023	1,825,642	1,333,065	492,577	82.8	77.4	102.1			100.0	340,375	102,906
12. Totals	XXX	XXX	XXX	XXX	XXX	XXX			XXX	2,412,234	642,040

ANNUAL STATEMENT FOR THE YEAR 2023 OF THE ZURICH AMERICAN INSURANCE COMPANY
SCHEDULE P - PART 1H - SECTION 2 - OTHER LIABILITY - CLAIMS-MADE
(\$000 OMITTED)

Years in Which Premiums Were Earned and Losses Were Incurred	Premiums Earned			Loss and Loss Expense Payments						10 Salvage and Subrogation Received	11 Total Net Paid Cols (4 - 5 + 6 - 7 + 8 - 9)	12 Number of Claims Reported Direct and Assumed
	1 Direct and Assumed	2 Ceded	3 Net (1 - 2)	Loss Payments		Defense and Cost Containment Payments		Adjusting and Other Payments				
				4 Direct and Assumed	5 Ceded	6 Direct and Assumed	7 Ceded	8 Direct and Assumed	9 Ceded			
1. Prior.....	XXX.....	XXX.....	XXX.....	27,233	10,536	2,688	1,325	646	9	141	18,698	XXX.....
2. 2014.....	783,775	438,207	345,568	524,739	297,272	62,415	33,354	21,080		1,914	277,607	10,682
3. 2015.....	772,443	429,442	343,001	493,046	290,772	79,001	51,476	22,095	9	3,946	251,885	10,644
4. 2016.....	759,958	435,583	324,376	510,117	286,048	81,553	44,244	24,304	3	4,589	285,680	10,643
5. 2017.....	735,777	445,632	290,145	467,816	286,765	87,327	56,544	17,647	55	9,757	229,426	10,226
6. 2018.....	745,280	481,880	263,400	553,876	357,285	91,446	53,297	21,813	1,169	2,354	255,384	10,962
7. 2019.....	806,882	543,349	263,534	494,050	342,088	55,189	34,548	20,215	198	3,072	192,620	10,912
8. 2020.....	811,491	553,129	258,362	332,497	226,007	50,319	30,955	24,203	2,107	2,052	147,951	10,953
9. 2021.....	970,457	666,464	303,994	201,112	137,759	15,047	9,138	18,373	65	580	87,570	8,435
10. 2022.....	1,063,998	735,539	328,459	171,679	119,441	8,317	4,945	14,519	59	3	70,070	7,608
11. 2023	988,191	706,411	281,780	35,721	25,647	1,715	1,094	10,623	20		21,297	7,436
12. Totals	XXX	XXX	XXX	3,811,887	2,379,619	535,017	320,920	195,519	3,695	28,409	1,838,189	XXX

	Losses Unpaid				Defense and Cost Containment Unpaid				Adjusting and Other Unpaid		23 Salvage and Subrogation Anticipated	24 Total Net Losses and Expenses Unpaid	25 Number of Claims Outstanding Direct and Assumed
	Case Basis		Bulk + IBNR		Case Basis		Bulk + IBNR						
	13 Direct and Assumed	14 Ceded	15 Direct and Assumed	16 Ceded	17 Direct and Assumed	18 Ceded	19 Direct and Assumed	20 Ceded	21 Direct and Assumed	22 Ceded			
1. Prior.....	86,628	46,593	31,638	18,858	6,782	3,978	4,107	2,486	2,233	51		59,422	374
2. 2014.....	23,097	11,884	13,835	8,062	372	188	1,798	1,047	805		36	18,726	47
3. 2015.....	16,927	13,039	16,184	12,195	779	507	2,854	1,960	785	4	219	9,822	88
4. 2016.....	65,097	39,507	28,742	17,908	2,135	1,088	3,735	2,327	1,809	18	301	40,671	106
5. 2017.....	58,811	33,015	41,238	25,262	7,900	4,141	5,359	3,283	2,128		391	49,735	134
6. 2018.....	131,371	86,727	109,334	76,149	10,641	6,003	14,207	9,895	7,516		696	94,296	272
7. 2019.....	125,844	83,577	74,685	54,823	13,890	9,221	9,705	7,124	4,289		1,299	73,667	419
8. 2020.....	125,235	86,191	141,371	97,162	14,644	8,621	18,370	12,626	5,742		1,337	100,763	667
9. 2021.....	144,099	99,882	287,035	201,033	11,941	8,292	37,298	26,123	8,824		1,675	153,867	1,055
10. 2022.....	91,127	63,547	477,023	335,806	8,495	5,304	55,369	38,977	10,973		2,273	199,353	2,041
11. 2023	48,876	32,704	570,932	413,159	18,500	12,391	58,541	42,364	14,546		2,087	210,777	4,592
12. Totals	917,110	596,665	1,792,018	1,260,417	96,081	59,734	211,342	148,212	59,650	73	10,315	1,011,100	9,795

	Total Losses and Loss Expenses Incurred			Loss and Loss Expense Percentage (Incurred / Premiums Earned)			Nontabular Discount		34 Inter-Company Pooling Participation Percentage	Net Balance Sheet Reserves After Discount	
	26 Direct and Assumed	27 Ceded	28 Net	29 Direct and Assumed	30 Ceded	31 Net	32 Loss	33 Loss Expense		35 Losses Unpaid	36 Loss Expenses Unpaid
1. Prior.....	XXX.....	XXX.....	XXX.....	XXX.....	XXX.....	XXX.....			XXX.....	52,815	6,607
2. 2014.....	648,141	351,807	296,333	82.7	80.3	85.8			100.0	16,986	1,740
3. 2015.....	631,669	369,962	261,707	81.8	86.1	76.3			100.0	7,876	1,946
4. 2016.....	717,492	391,141	326,351	94.4	89.8	100.6			100.0	36,424	4,247
5. 2017.....	688,227	409,066	279,161	93.5	91.8	96.2			100.0	41,772	7,963
6. 2018.....	940,205	590,525	349,680	126.2	122.5	132.8			100.0	77,830	16,466
7. 2019.....	797,867	531,579	266,287	98.9	97.8	101.0			100.0	62,129	11,538
8. 2020.....	712,382	463,668	248,714	87.8	83.8	96.3			100.0	83,252	17,511
9. 2021.....	723,730	482,293	241,437	74.6	72.4	79.4			100.0	130,219	23,648
10. 2022.....	837,502	568,079	269,422	78.7	77.2	82.0			100.0	168,797	30,555
11. 2023	759,453	527,379	232,074	76.9	74.7	82.4			100.0	173,945	36,833
12. Totals	XXX	XXX	XXX	XXX	XXX	XXX			XXX	852,046	159,054

ANNUAL STATEMENT FOR THE YEAR 2023 OF THE ZURICH AMERICAN INSURANCE COMPANY
SCHEDULE P - PART 11 - SPECIAL PROPERTY (FIRE, ALLIED LINES, INLAND MARINE,
EARTHQUAKE, BURGLARY AND THEFT)
(\$000 OMITTED)

Years in Which Premiums Were Earned and Losses Were Incurred	Premiums Earned			Loss and Loss Expense Payments						12 Number of Claims Reported Direct and Assumed		
	1 Direct and Assumed	2 Ceded	3 Net (1 - 2)	Loss Payments		Defense and Cost Containment Payments		Adjusting and Other Payments			10 Salvage and Subrogation Received	11 Total Net Paid Cols (4 - 5 + 6 - 7 + 8 - 9)
				4 Direct and Assumed	5 Ceded	6 Direct and Assumed	7 Ceded	8 Direct and Assumed	9 Ceded			
1. Prior	XXX	XXX	XXX	519,758	428,690	45,536	32,837	13,460	1,725	30,759	115,502	XXX
2. 2022	7,168,138	4,641,517	2,526,621	4,261,887	2,595,253	52,250	41,777	60,114	2,563	6,408	1,734,657	XXX
3. 2023	7,530,774	5,046,230	2,484,544	2,622,202	1,453,517	17,783	15,852	66,469	711	985	1,236,374	XXX
4. Totals	XXX	XXX	XXX	7,403,847	4,477,460	115,568	90,466	140,043	5,000	38,153	3,086,534	XXX

	Losses Unpaid				Defense and Cost Containment Unpaid				Adjusting and Other Unpaid		23 Salvage and Subrogation Anticipated	24 Total Net Losses and Expenses Unpaid	25 Number of Claims Outstanding Direct and Assumed
	Case Basis		Bulk + IBNR		Case Basis		Bulk + IBNR		Adjusting and Other Unpaid				
	13 Direct and Assumed	14 Ceded	15 Direct and Assumed	16 Ceded	17 Direct and Assumed	18 Ceded	19 Direct and Assumed	20 Ceded	21 Direct and Assumed	22 Ceded			
1. Prior	458,593	405,801	49,252	59,458	48,850	28,821	6,161	7,015	(12,930)		40,076	48,830	892
2. 2022	470,881	325,977	119,827	81,799	22,678	13,537	14,231	8,959	26,630		17,770	223,975	1,310
3. 2023	723,673	532,202	1,337,360	1,053,599	29,340	19,044	45,161	31,259	33,617		22,555	533,049	7,373
4. Totals	1,653,148	1,263,979	1,506,439	1,194,856	100,868	61,402	65,553	47,233	47,316		80,402	805,854	9,575

	Total Losses and Loss Expenses Incurred			Loss and Loss Expense Percentage (Incurred /Premiums Earned)			Nontabular Discount		34 Inter-Company Pooling Participation Percentage	Net Balance Sheet Reserves After Discount	
	26 Direct and Assumed	27 Ceded	28 Net	29 Direct and Assumed	30 Ceded	31 Net	32 Loss	33 Loss Expense		35 Losses Unpaid	36 Loss Expenses Unpaid
	1. Prior	XXX	XXX	XXX	XXX	XXX	XXX				XXX
2. 2022	5,028,497	3,069,865	1,958,632	70.2	66.1	77.5			100.0	182,932	41,043
3. 2023	4,875,607	3,106,184	1,769,423	64.7	61.6	71.2			100.0	475,233	57,816
4. Totals	XXX	XXX	XXX	XXX	XXX	XXX			XXX	700,752	105,103

ANNUAL STATEMENT FOR THE YEAR 2023 OF THE ZURICH AMERICAN INSURANCE COMPANY
SCHEDULE P - PART 1J - AUTO PHYSICAL DAMAGE
(\$000 OMITTED)

Years in Which Premiums Were Earned and Losses Were Incurred	Premiums Earned			Loss and Loss Expense Payments							12 Number of Claims Reported Direct and Assumed	
	1 Direct and Assumed	2 Ceded	3 Net (1 - 2)	Loss Payments		Defense and Cost Containment Payments		Adjusting and Other Payments		10 Salvage and Subrogation Received		11 Total Net Paid Cols (4 - 5 + 6 - 7 + 8 - 9)
				4 Direct and Assumed	5 Ceded	6 Direct and Assumed	7 Ceded	8 Direct and Assumed	9 Ceded			
1. Prior.....	XXX.....	XXX.....	XXX.....	(7,400).....	(4,007).....	1,026.....	645.....	1,091.....	668.....	8,211.....	(2,590).....	XXX.....
2. 2022.....	410,158.....	288,705.....	121,453.....	287,430.....	202,494.....	7,262.....	5,109.....	12,193.....	951.....	27,351.....	98,331.....	45,573.....
3. 2023.....	510,325.....	347,299.....	163,026.....	317,658.....	222,494.....	6,290.....	4,492.....	9,750.....	1,638.....	23,425.....	105,073.....	43,607.....
4. Totals.....	XXX.....	XXX.....	XXX.....	597,687.....	420,981.....	14,578.....	10,247.....	23,034.....	3,257.....	58,986.....	200,815.....	XXX.....

	Losses Unpaid				Defense and Cost Containment Unpaid				Adjusting and Other Unpaid		23 Salvage and Subrogation Anticipated	24 Total Net Losses and Expenses Unpaid	25 Number of Claims Outstanding Direct and Assumed
	Case Basis		Bulk + IBNR		Case Basis		Bulk + IBNR		Adjusting and Other Unpaid				
	13 Direct and Assumed	14 Ceded	15 Direct and Assumed	16 Ceded	17 Direct and Assumed	18 Ceded	19 Direct and Assumed	20 Ceded	21 Direct and Assumed	22 Ceded			
1. Prior.....	1,830.....	964.....	(1).....		348.....	212.....			18.....	344.....	788.....	676.....	1,399.....
2. 2022.....	4,820.....	3,724.....	(4,763).....	(3,068).....	495.....	346.....			1.....	163.....	2,088.....	(613).....	1,197.....
3. 2023.....	49,404.....	32,285.....	17,181.....	12,572.....	1,825.....	1,358.....			1,539.....	358.....	15,128.....	23,375.....	7,349.....
4. Totals.....	56,054.....	36,973.....	12,417.....	9,504.....	2,668.....	1,916.....			1,558.....	865.....	18,004.....	23,438.....	9,945.....

	Total Losses and Loss Expenses Incurred			Loss and Loss Expense Percentage (Incurred /Premiums Earned)			Nontabular Discount		34 Inter-Company Pooling Participation Percentage	Net Balance Sheet Reserves After Discount	
	26 Direct and Assumed	27 Ceded	28 Net	29 Direct and Assumed	30 Ceded	31 Net	32 Loss	33 Loss Expense		35 Losses Unpaid	36 Loss Expenses Unpaid
	1. Prior.....	XXX.....	XXX.....	XXX.....	XXX.....	XXX.....	XXX.....				XXX.....
2. 2022.....	307,439.....	209,720.....	97,718.....	75.0.....	72.6.....	80.5.....			100.0.....	(599).....	(13).....
3. 2023.....	403,647.....	275,198.....	128,449.....	79.1.....	79.2.....	78.8.....			100.0.....	21,727.....	1,649.....
4. Totals.....	XXX.....	XXX.....	XXX.....	XXX.....	XXX.....	XXX.....			XXX.....	21,994.....	1,445.....

ANNUAL STATEMENT FOR THE YEAR 2023 OF THE ZURICH AMERICAN INSURANCE COMPANY
SCHEDULE P - PART 1K - FIDELITY/SURETY
(\$000 OMITTED)

Years in Which Premiums Were Earned and Losses Were Incurred	Premiums Earned			Loss and Loss Expense Payments							12 Number of Claims Reported Direct and Assumed	
	1 Direct and Assumed	2 Ceded	3 Net (1 - 2)	Loss Payments		Defense and Cost Containment Payments		Adjusting and Other Payments		10 Salvage and Subrogation Received		11 Total Net Paid Cols (4 - 5 + 6 - 7 + 8 - 9)
				4 Direct and Assumed	5 Ceded	6 Direct and Assumed	7 Ceded	8 Direct and Assumed	9 Ceded			
1. Prior	XXX	XXX	XXX	304,996	271,968	16,597	9,491	342	32	14,105	40,443	XXX
2. 2022	637,701	360,223	277,478	22,763	12,939	2,548	1,328	10,568	8	749	21,605	XXX
3. 2023	681,505	395,882	285,624	37,053	19,149	2,678	1,356	10,874		134	30,100	XXX
4. Totals	XXX	XXX	XXX	364,811	304,056	21,823	12,175	21,785	40	14,988	92,149	XXX

	Losses Unpaid				Defense and Cost Containment Unpaid				Adjusting and Other Unpaid		23 Salvage and Subrogation Anticipated	24 Total Net Losses and Expenses Unpaid	25 Number of Claims Outstanding Direct and Assumed
	Case Basis		Bulk + IBNR		Case Basis		Bulk + IBNR		Adjusting and Other Unpaid				
	13 Direct and Assumed	14 Ceded	15 Direct and Assumed	16 Ceded	17 Direct and Assumed	18 Ceded	19 Direct and Assumed	20 Ceded	21 Direct and Assumed	22 Ceded			
1. Prior	82,904	59,135	(90,461)	(48,965)	21,379	12,222	553	359	3,729		82,588	(4,647)	1,507
2. 2022	3,501	1,809	21,423	12,038	2,011	1,012	5,389	2,989	1,204		3,533	15,681	592
3. 2023	9,768	5,509	101,422	57,171	4,384	2,216	21,607	11,919	3,005		17,692	63,371	1,124
4. Totals	96,174	66,453	32,384	20,244	27,774	15,449	27,549	15,267	7,938		103,814	74,405	3,223

	Total Losses and Loss Expenses Incurred			Loss and Loss Expense Percentage (Incurred / Premiums Earned)			Nontabular Discount		34 Inter-Company Pooling Participation Percentage	Net Balance Sheet Reserves After Discount	
	26 Direct and Assumed	27 Ceded	28 Net	29 Direct and Assumed	30 Ceded	31 Net	32 Loss	33 Loss Expense		35 Losses Unpaid	36 Loss Expenses Unpaid
1. Prior	XXX	XXX	XXX	XXX	XXX	XXX			XXX	(17,727)	13,080
2. 2022	69,408	32,122	37,286	10.9	8.9	13.4			100.0	11,078	4,604
3. 2023	190,791	97,320	93,471	28.0	24.6	32.7			100.0	48,510	14,860
4. Totals	XXX	XXX	XXX	XXX	XXX	XXX			XXX	41,860	32,544

ANNUAL STATEMENT FOR THE YEAR 2023 OF THE ZURICH AMERICAN INSURANCE COMPANY
SCHEDULE P - PART 1L - OTHER (INCLUDING CREDIT, ACCIDENT AND HEALTH)
(\$000 OMITTED)

Years in Which Premiums Were Earned and Losses Were Incurred	Premiums Earned			Loss and Loss Expense Payments							12 Number of Claims Reported Direct and Assumed	
	1 Direct and Assumed	2 Ceded	3 Net (1 - 2)	Loss Payments		Defense and Cost Containment Payments		Adjusting and Other Payments		10 Salvage and Subrogation Received		11 Total Net Paid Cols (4 - 5 + 6 - 7 + 8 - 9)
				4 Direct and Assumed	5 Ceded	6 Direct and Assumed	7 Ceded	8 Direct and Assumed	9 Ceded			
1. Prior	XXX	XXX	XXX	19,412	6,641	4,814	3,139	(107)	(45)	6,043	14,384	XXX
2. 2022	420,263	241,050	179,213	179,713	97,170	3,594	2,045	913	(506)	671	85,512	XXX
3. 2023	445,640	254,791	190,849	105,293	58,126	2,416	1,294	10,342	(206)	101	58,837	XXX
4. Totals	XXX	XXX	XXX	304,418	161,936	10,824	6,478	11,148	(757)	6,815	158,733	XXX

	Losses Unpaid				Defense and Cost Containment Unpaid				Adjusting and Other Unpaid		23 Salvage and Subrogation Anticipated	24 Total Net Losses and Expenses Unpaid	25 Number of Claims Outstanding Direct and Assumed
	Case Basis		Bulk + IBNR		Case Basis		Bulk + IBNR		Adjusting and Other Unpaid				
	13 Direct and Assumed	14 Ceded	15 Direct and Assumed	16 Ceded	17 Direct and Assumed	18 Ceded	19 Direct and Assumed	20 Ceded	21 Direct and Assumed	22 Ceded			
1. Prior	24,715	12,496	70,129	50,902	4,026	2,782	1,237	702	2,186	(7)	3,158	35,417	4,133
2. 2022	16,051	8,358	9,874	7,159	1,200	646	1,446	789	(506)	(3)	1,345	11,115	5,734
3. 2023	54,574	30,429	102,937	56,784	1,144	708	5,688	3,130	1,507	(13)	2,082	74,813	8,781
4. Totals	95,340	51,283	182,940	114,845	6,371	4,136	8,370	4,622	3,187	(22)	6,585	121,345	18,648

	Total Losses and Loss Expenses Incurred			Loss and Loss Expense Percentage (Incurred / Premiums Earned)			Nontabular Discount		34 Inter-Company Pooling Participation Percentage	Net Balance Sheet Reserves After Discount		
	26 Direct and Assumed	27 Ceded	28 Net	29 Direct and Assumed	30 Ceded	31 Net	32 Loss	33 Loss Expense		35 Losses Unpaid	36 Loss Expenses Unpaid	
1. Prior	XXX	XXX	XXX	XXX	XXX	XXX			XXX	31,445	3,971	
2. 2022	212,286	115,659	96,627	50.5	48.0	53.9			100.0	10,408	708	
3. 2023	283,902	150,251	133,651	63.7	59.0	70.0			100.0	70,299	4,514	
4. Totals	XXX	XXX	XXX	XXX	XXX	XXX			XXX	112,152	9,193	

Schedule P - Part 1M - International

N O N E

Schedule P - Part 1N - Reinsurance - Nonproportional Assumed Property

N O N E

Schedule P - Part 1O - Reinsurance - Nonproportional Assumed Liability

N O N E

Schedule P - Part 1P - Reinsurance - Nonproportional Assumed Financial Lines

N O N E

ANNUAL STATEMENT FOR THE YEAR 2023 OF THE ZURICH AMERICAN INSURANCE COMPANY
SCHEDULE P - PART 1R - SECTION 1 - PRODUCTS LIABILITY - OCCURRENCE
(\$000 OMITTED)

Years in Which Premiums Were Earned and Losses Were Incurred	Premiums Earned			Loss and Loss Expense Payments						10 Salvage and Subrogation Received	11 Total Net Paid Cols (4 - 5 + 6 - 7 + 8 - 9)	12 Number of Claims Reported Direct and Assumed
	1 Direct and Assumed	2 Ceded	3 Net (1 - 2)	Loss Payments		Defense and Cost Containment Payments		Adjusting and Other Payments				
				4 Direct and Assumed	5 Ceded	6 Direct and Assumed	7 Ceded	8 Direct and Assumed	9 Ceded			
1. Prior.....	XXX.....	XXX.....	XXX.....	24,347	16,097	23,175	16,750	520	14	(31)	15,181	XXX.....
2. 2014.....	198,042	122,570	75,472	66,520	39,221	10,477	7,264	3,015	(55)	5	33,582	5,621
3. 2015.....	194,453	123,972	70,481	162,506	103,091	14,934	11,549	3,321	60	166	66,061	6,248
4. 2016.....	185,686	121,456	64,230	63,619	42,741	14,731	12,615	4,964	176	1,099	27,782	4,858
5. 2017.....	204,584	138,413	66,171	33,468	23,963	20,233	17,128	2,903	350	817	15,162	4,500
6. 2018.....	195,769	137,804	57,965	77,673	59,301	18,636	14,250	2,669	190	302	25,236	4,294
7. 2019.....	221,304	463,037	(241,732)	84,969	68,476	11,764	9,726	2,974	643	16	20,863	4,056
8. 2020.....	288,703	217,438	71,265	32,692	24,198	4,845	4,163	424	484	40	9,116	2,715
9. 2021.....	207,735	160,025	47,710	52,472	43,778	2,461	2,309	1,677	494	22	10,028	1,518
10. 2022.....	136,228	106,193	30,036	10,241	5,758	595	480	935	343	1	5,190	930
11. 2023.....	134,718	102,525	32,193	8,752	4,436	95	95	675	2	4	4,989	873
12. Totals	XXX	XXX	XXX	617,258	431,059	121,945	96,328	24,076	2,701	2,439	233,191	XXX

	Losses Unpaid				Defense and Cost Containment Unpaid				Adjusting and Other Unpaid		23 Salvage and Subrogation Anticipated	24 Total Net Losses and Expenses Unpaid	25 Number of Claims Outstanding Direct and Assumed
	Case Basis		Bulk + IBNR		Case Basis		Bulk + IBNR		21 Direct and Assumed	22 Ceded			
	13 Direct and Assumed	14 Ceded	15 Direct and Assumed	16 Ceded	17 Direct and Assumed	18 Ceded	19 Direct and Assumed	20 Ceded					
1. Prior.....	306,785	264,340	61,925	50,437	68,661	53,350	15,579	13,544	3,634	76	74,836	1,410	
2. 2014.....	317	159	13,520	8,252	97	54	1,350	825	293	20	6,267	32	
3. 2015.....	8,213	5,607	20,055	12,303	2,565	1,705	2,481	1,621	518	36	12,559	70	
4. 2016.....	4,146	2,556	20,293	12,440	910	542	2,718	1,635	582	20	11,456	52	
5. 2017.....	7,888	4,220	23,294	14,782	2,357	1,230	2,815	1,762	688	24	15,024	146	
6. 2018.....	13,406	9,340	31,364	22,240	1,591	1,311	4,106	3,113	896	39	15,319	105	
7. 2019.....	43,038	33,652	40,311	30,176	1,755	1,392	4,625	3,457	1,383	63	22,372	139	
8. 2020.....	42,297	33,403	87,928	65,573	3,408	2,719	8,645	6,492	2,344	106	36,328	167	
9. 2021.....	11,018	9,244	53,080	39,730	1,787	1,595	8,788	6,587	1,387	171	18,733	163	
10. 2022.....	5,703	3,653	32,363	26,539	1,980	1,487	11,254	9,337	1,505	255	11,534	211	
11. 2023.....	7,634	7,262	66,749	53,557	717	586	20,530	17,059	2,523	561	19,127	329	
12. Totals	450,445	373,436	450,881	336,029	85,828	65,970	82,889	65,434	15,752	1,372	243,555	2,824	

	Total Losses and Loss Expenses Incurred			Loss and Loss Expense Percentage (Incurred / Premiums Earned)			Nontabular Discount		34 Inter-Company Pooling Participation Percentage	Net Balance Sheet Reserves After Discount	
	26 Direct and Assumed	27 Ceded	28 Net	29 Direct and Assumed	30 Ceded	31 Net	32 Loss	33 Loss Expense		35 Losses Unpaid	36 Loss Expenses Unpaid
1. Prior.....	XXX.....	XXX.....	XXX.....	XXX.....	XXX.....	XXX.....			XXX.....	53,933	20,903
2. 2014.....	95,589	55,740	39,849	48.3	45.5	52.8			100.0	5,427	840
3. 2015.....	214,592	135,972	78,620	110.4	109.7	111.5			100.0	10,357	2,202
4. 2016.....	111,963	72,724	39,238	60.3	59.9	61.1			100.0	9,443	2,013
5. 2017.....	93,644	63,458	30,187	45.8	45.8	45.6			100.0	12,181	2,844
6. 2018.....	150,340	109,785	40,555	76.8	79.7	70.0			100.0	13,189	2,130
7. 2019.....	190,820	147,585	43,234	86.2	31.9	(17.9)			100.0	19,521	2,850
8. 2020.....	182,582	137,138	45,444	63.2	63.1	63.8			100.0	31,248	5,079
9. 2021.....	132,670	103,909	28,761	63.9	64.9	60.3			100.0	15,124	3,609
10. 2022.....	64,576	47,852	16,724	47.4	45.1	55.7			100.0	7,874	3,660
11. 2023.....	107,674	83,558	24,116	79.9	81.5	74.9			100.0	13,565	5,562
12. Totals	XXX	XXX	XXX	XXX	XXX	XXX			XXX	191,862	51,693

ANNUAL STATEMENT FOR THE YEAR 2023 OF THE ZURICH AMERICAN INSURANCE COMPANY
SCHEDULE P - PART 1R - SECTION 2 - PRODUCTS LIABILITY - CLAIMS-MADE
(\$000 OMITTED)

Years in Which Premiums Were Earned and Losses Were Incurred	Premiums Earned			Loss and Loss Expense Payments						10 Salvage and Subrogation Received	11 Total Net Paid Cols (4 - 5 + 6 - 7 + 8 - 9)	12 Number of Claims Reported Direct and Assumed
	1 Direct and Assumed	2 Ceded	3 Net (1 - 2)	Loss Payments		Defense and Cost Containment Payments		Adjusting and Other Payments				
				4 Direct and Assumed	5 Ceded	6 Direct and Assumed	7 Ceded	8 Direct and Assumed	9 Ceded			
	1. Prior.....	XXX.....	XXX.....	XXX.....	1,585.....	793.....	167.....	84.....				
2. 2014.....	21,928.....	20,828.....	1,100.....	275.....	275.....	538.....	569.....	131.....	6.....		95.....	51.....
3. 2015.....	22,497.....	21,874.....	622.....	194.....	194.....	492.....	493.....	65.....			63.....	37.....
4. 2016.....	21,509.....	20,362.....	1,148.....			65.....	70.....	76.....			71.....	52.....
5. 2017.....	10,441.....	9,326.....	1,115.....	3,146.....	3,146.....	489.....	498.....	84.....	5.....		71.....	44.....
6. 2018.....	3,594.....	2,850.....	744.....					14.....	2.....		12.....	36.....
7. 2019.....	2,799.....	2,547.....	252.....	43.....	43.....	3.....	3.....	27.....			27.....	11.....
8. 2020.....	2,419.....	2,302.....	117.....	108.....	108.....	45.....	45.....	(1).....				8.....
9. 2021.....	4,150.....	4,044.....	106.....					11.....			11.....	9.....
10. 2022.....	8,940.....	8,887.....	54.....			29.....	29.....	5.....			4.....	12.....
11. 2023.....	8,255.....	8,212.....	43.....					7.....			7.....	6.....
12. Totals.....	XXX.....	XXX.....	XXX.....	5,352.....	4,559.....	1,828.....	1,790.....	419.....	13.....		1,237.....	XXX.....

	Losses Unpaid				Defense and Cost Containment Unpaid				Adjusting and Other Unpaid		23 Salvage and Subrogation Anticipated	24 Total Net Losses and Expenses Unpaid	25 Number of Claims Outstanding Direct and Assumed
	Case Basis		Bulk + IBNR		Case Basis		Bulk + IBNR						
	13	14	15	16	17	18	19	20	21	22			
	Direct and Assumed	Ceded	Direct and Assumed	Ceded	Direct and Assumed	Ceded	Direct and Assumed	Ceded	Direct and Assumed	Ceded			
1. Prior.....	97.....	56.....	738.....	645.....	177.....	101.....	96.....	84.....	19.....	2.....		239.....	5.....
2. 2014.....	322.....	322.....	848.....	829.....	64.....	64.....	110.....	108.....	32.....			54.....	1.....
3. 2015.....			926.....	895.....			120.....	116.....	24.....			58.....	1.....
4. 2016.....			1,254.....	1,108.....	414.....	414.....	163.....	144.....	40.....	1.....		204.....	
5. 2017.....	105.....	105.....	1,102.....	884.....	43.....	43.....	143.....	115.....	26.....			273.....	1.....
6. 2018.....			1,027.....	849.....			133.....	110.....	21.....			221.....	1.....
7. 2019.....			567.....	509.....			74.....	66.....	11.....			77.....	
8. 2020.....			568.....	529.....			74.....	69.....	14.....			57.....	
9. 2021.....			1,557.....	1,502.....			202.....	195.....	41.....		1.....	102.....	5.....
10. 2022.....	2,773.....	2,773.....	6,762.....	6,689.....	11.....	11.....	785.....	776.....	250.....		12.....	332.....	7.....
11. 2023.....	45.....	45.....	7,089.....	6,911.....	132.....	131.....	727.....	709.....	226.....		21.....	423.....	3.....
12. Totals.....	3,343.....	3,301.....	22,437.....	21,351.....	841.....	765.....	2,627.....	2,492.....	703.....	2.....	36.....	2,040.....	24.....

	Total Losses and Loss Expenses Incurred			Loss and Loss Expense Percentage (Incurred / Premiums Earned)			Nontabular Discount		34 Inter-Company Pooling Participation Percentage	Net Balance Sheet Reserves After Discount	
	26	27	28	29	30	31	32	33		35	36
	Direct and Assumed	Ceded	Net	Direct and Assumed	Ceded	Net	Loss	Loss Expense		Losses Unpaid	Loss Expenses Unpaid
	1. Prior.....	XXX.....	XXX.....	XXX.....	XXX.....	XXX.....	XXX.....				XXX.....
2. 2014.....	2,321.....	2,173.....	149.....	10.6.....	10.4.....	13.5.....			100.0.....	19.....	35.....
3. 2015.....	1,821.....	1,699.....	122.....	8.1.....	7.8.....	19.6.....			100.0.....	31.....	27.....
4. 2016.....	2,011.....	1,736.....	275.....	9.3.....	8.5.....	24.0.....			100.0.....	146.....	58.....
5. 2017.....	5,139.....	4,795.....	343.....	49.2.....	51.4.....	30.8.....			100.0.....	218.....	54.....
6. 2018.....	1,195.....	962.....	233.....	33.3.....	33.7.....	31.4.....			100.0.....	177.....	44.....
7. 2019.....	725.....	621.....	104.....	25.9.....	24.4.....	41.2.....			100.0.....	58.....	19.....
8. 2020.....	807.....	751.....	56.....	33.4.....	32.6.....	48.0.....			100.0.....	38.....	19.....
9. 2021.....	1,811.....	1,698.....	113.....	43.6.....	42.0.....	106.6.....			100.0.....	54.....	48.....
10. 2022.....	10,616.....	10,279.....	337.....	118.7.....	115.7.....	627.2.....			100.0.....	73.....	259.....
11. 2023.....	8,225.....	7,795.....	430.....	99.6.....	94.9.....	1,003.7.....			100.0.....	179.....	245.....
12. Totals.....	XXX.....	XXX.....	XXX.....	XXX.....	XXX.....	XXX.....			XXX.....	1,128.....	912.....

ANNUAL STATEMENT FOR THE YEAR 2023 OF THE ZURICH AMERICAN INSURANCE COMPANY
SCHEDULE P - PART 1S - FINANCIAL GUARANTY/MORTGAGE GUARANTY
(\$000 OMITTED)

Years in Which Premiums Were Earned and Losses Were Incurred	Premiums Earned			Loss and Loss Expense Payments						12 Number of Claims Reported Direct and Assumed		
	1 Direct and Assumed	2 Ceded	3 Net (1 - 2)	Loss Payments		Defense and Cost Containment Payments		Adjusting and Other Payments			10 Salvage and Subrogation Received	11 Total Net Paid Cols (4 - 5 + 6 - 7 + 8 - 9)
				4 Direct and Assumed	5 Ceded	6 Direct and Assumed	7 Ceded	8 Direct and Assumed	9 Ceded			
	NONE											
1. Prior	XXX	XXX	XXX									XXX
2. 2022												XXX
3. 2023												XXX
4. Totals	XXX	XXX	XXX									XXX

	Losses Unpaid				Defense and Cost Containment Unpaid				Adjusting and Other Unpaid		23 Salvage and Subrogation Anticipated	24 Total Net Losses and Expenses Unpaid	25 Number of Claims Outstanding Direct and Assumed
	Case Basis		Bulk + IBNR		Case Basis		Bulk + IBNR		Other Unpaid				
	13 Direct and Assumed	14 Ceded	15 Direct and Assumed	16 Ceded	17 Direct and Assumed	18 Ceded	19 Direct and Assumed	20 Ceded	21 Direct and Assumed	22 Ceded			
	NONE												
1. Prior													
2. 2022													
3. 2023													
4. Totals													

	Total Losses and Loss Expenses Incurred			Loss and Loss Expense Percentage (Incurred / Premiums Earned)			Nontabular Discount		34 Inter-Company Pooling Participation Percentage	Net Balance Sheet Reserves After Discount		
	26 Direct and Assumed	27 Ceded	28 Net	29 Direct and Assumed	30 Ceded	31 Net	32 Loss	33 Loss Expense		35 Losses Unpaid	36 Loss Expenses Unpaid	
	NONE											
	NONE											
1. Prior	XXX	XXX	XXX	XXX	XXX	XXX			XXX			
2. 2022												
3. 2023												
4. Totals	XXX	XXX	XXX	XXX	XXX	XXX			XXX			

ANNUAL STATEMENT FOR THE YEAR 2023 OF THE ZURICH AMERICAN INSURANCE COMPANY
SCHEDULE P - PART 1T - WARRANTY
(\$000 OMITTED)

Years in Which Premiums Were Earned and Losses Were Incurred	Premiums Earned			Loss and Loss Expense Payments						10 Salvage and Subrogation Received	11 Total Net Paid Cols (4 - 5 + 6 - 7 + 8 - 9)	12 Number of Claims Reported Direct and Assumed
	1 Direct and Assumed	2 Ceded	3 Net (1 - 2)	Loss Payments		Defense and Cost Containment Payments		Adjusting and Other Payments				
				4 Direct and Assumed	5 Ceded	6 Direct and Assumed	7 Ceded	8 Direct and Assumed	9 Ceded			
1. Prior.....	XXX.....	XXX.....	XXX.....	1,039	711	107	53	22	8		395	XXX.....
2. 2022.....	374,881	358,163	16,718	177,819	174,598	99	277	11,356	919		13,479	223,329
3. 2023.....	394,219	376,742	17,477	190,821	186,804	31	294	13,859	849		16,765	235,941
4. Totals.....	XXX	XXX	XXX	369,679	362,112	237	624	25,237	1,776		30,639	XXX

	Losses Unpaid				Defense and Cost Containment Unpaid				Adjusting and Other Unpaid		23 Salvage and Subrogation Anticipated	24 Total Net Losses and Expenses Unpaid	25 Number of Claims Outstanding Direct and Assumed
	Case Basis		Bulk + IBNR		Case Basis		Bulk + IBNR		Adjusting and Other Unpaid				
	13 Direct and Assumed	14 Ceded	15 Direct and Assumed	16 Ceded	17 Direct and Assumed	18 Ceded	19 Direct and Assumed	20 Ceded	21 Direct and Assumed	22 Ceded			
1. Prior.....	265	171	20,235	10,142	18	9			770			10,966	29,518
2. 2022.....	211	170	2,755	1,377	15	7			117			1,543	509
3. 2023.....	13,010	12,647	13,948	10,768					591			4,135	10,616
4. Totals.....	13,487	12,987	36,938	22,288	32	16			1,478			16,644	40,643

	Total Losses and Loss Expenses Incurred			Loss and Loss Expense Percentage (Incurred / Premiums Earned)			Nontabular Discount		34 Inter-Company Pooling Participation Percentage	Net Balance Sheet Reserves After Discount	
	26 Direct and Assumed	27 Ceded	28 Net	29 Direct and Assumed	30 Ceded	31 Net	32 Loss	33 Loss Expense		35 Losses Unpaid	36 Loss Expenses Unpaid
	1. Prior.....	XXX.....	XXX.....	XXX.....	XXX.....	XXX.....	XXX.....				XXX.....
2. 2022.....	192,370	177,348	15,022	51.3	49.5	89.9			100.0	1,419	124
3. 2023.....	232,261	211,361	20,900	58.9	56.1	119.6			100.0	3,544	591
4. Totals.....	XXX	XXX	XXX	XXX	XXX	XXX			XXX	15,150	1,494

ANNUAL STATEMENT FOR THE YEAR 2023 OF THE ZURICH AMERICAN INSURANCE COMPANY

SCHEDULE P - PART 2A - HOMEOWNERS/FAROWNERS

Years in Which Losses Were Incurred	INCURRED NET LOSSES AND DEFENSE AND COST CONTAINMENT EXPENSES REPORTED AT YEAR END (\$000 OMITTED)										DEVELOPMENT	
	1 2014	2 2015	3 2016	4 2017	5 2018	6 2019	7 2020	8 2021	9 2022	10 2023	11 One Year	12 Two Year
1. Prior.....	1,061	959	1,372	1,216	1,243	1,257	1,297	1,329	1,329	1,352	24	23
2. 2014.....	5,042	6,484	7,934	8,095	8,075	8,072	8,075	8,075	8,057	8,058	1	(17)
3. 2015.....	XXX	1,518	1,841	1,738	1,754	1,856	1,859	1,863	1,861	1,861		(1)
4. 2016.....	XXX	XXX	1,094	1,455	1,384	1,398	1,533	1,539	1,543	1,543		4
5. 2017.....	XXX	XXX	XXX	579	1,035	1,093	1,096	1,146	1,212	1,212		66
6. 2018.....	XXX	XXX	XXX	XXX	1,071	1,584	1,530	1,532	1,533	1,536	3	4
7. 2019.....	XXX	XXX	XXX	XXX	XXX	5,086	5,984	6,202	6,205	6,222	17	21
8. 2020.....	XXX	XXX	XXX	XXX	XXX	XXX	13,836	15,579	16,633	16,943	311	1,365
9. 2021.....	XXX	XXX	XXX	XXX	XXX	XXX	XXX	32,850	45,838	45,705	(133)	12,856
10. 2022.....	XXX	XXX	XXX	XXX	XXX	XXX	XXX	XXX	41,667	39,350	(2,317)	XXX
11. 2023.....	XXX	XXX	XXX	XXX	XXX	XXX	XXX	XXX	XXX	42,447	XXX	XXX
12. Totals											(2,095)	14,320

SCHEDULE P - PART 2B - PRIVATE PASSENGER AUTO LIABILITY/MEDICAL

1. Prior.....	1,034	3,268	(4,995)	(8,632)	(9,034)	(10,789)	(9,134)	(7,144)	(7,334)	(6,965)	369	179
2. 2014.....	680	1,040	104	61	29	27	27	29	27	27		(2)
3. 2015.....	XXX	31			67	(9)	(21)	(27)	(21)	(54)	(33)	(27)
4. 2016.....	XXX	XXX			(20)	(32)	(62)	(62)	(62)	(62)		
5. 2017.....	XXX	XXX	XXX	51	(33)	(285)	(286)	(284)	(275)	(280)	(5)	4
6. 2018.....	XXX	XXX	XXX	XXX	20	66	(41)	(41)	(41)	(41)		
7. 2019.....	XXX	XXX	XXX	XXX	XXX	78	12	11	6	9	2	(3)
8. 2020.....	XXX	XXX	XXX	XXX	XXX	XXX	34		7		(7)	
9. 2021.....	XXX	XXX	XXX	XXX	XXX	XXX	XXX	48	29	57	27	9
10. 2022.....	XXX	XXX	XXX	XXX	XXX	XXX	XXX	XXX	30	105	75	XXX
11. 2023.....	XXX	XXX	XXX	XXX	XXX	XXX	XXX	XXX	XXX	633	XXX	XXX
12. Totals											428	162

SCHEDULE P - PART 2C - COMMERCIAL AUTO/TRUCK LIABILITY/MEDICAL

1. Prior.....	399,244	412,629	410,102	401,808	401,278	397,219	397,302	395,404	395,749	396,460	711	1,057
2. 2014.....	246,976	273,778	281,064	263,608	263,607	260,501	255,394	256,636	257,235	256,750	(485)	114
3. 2015.....	XXX	313,614	312,443	308,978	320,692	323,195	327,524	325,544	324,667	323,919	(748)	(1,626)
4. 2016.....	XXX	XXX	300,017	298,041	292,906	295,855	295,724	294,703	296,410	301,666	5,256	6,963
5. 2017.....	XXX	XXX	XXX	287,149	278,027	279,779	289,775	281,653	289,317	290,808	1,491	9,155
6. 2018.....	XXX	XXX	XXX	XXX	252,353	267,263	273,450	274,683	275,525	287,575	12,050	12,892
7. 2019.....	XXX	XXX	XXX	XXX	XXX	244,564	251,708	261,893	256,098	274,790	18,692	12,897
8. 2020.....	XXX	XXX	XXX	XXX	XXX	XXX	233,047	236,042	238,625	250,087	11,462	14,045
9. 2021.....	XXX	XXX	XXX	XXX	XXX	XXX	XXX	293,406	286,713	309,965	23,252	16,559
10. 2022.....	XXX	XXX	XXX	XXX	XXX	XXX	XXX	XXX	318,281	344,533	26,252	XXX
11. 2023.....	XXX	XXX	XXX	XXX	XXX	XXX	XXX	XXX	XXX	390,686	XXX	XXX
12. Totals											97,933	72,056

**SCHEDULE P - PART 2D - WORKERS' COMPENSATION
(EXCLUDING EXCESS WORKERS' COMPENSATION)**

1. Prior.....	4,855,545	4,853,045	4,842,690	4,847,045	4,811,853	4,784,851	4,691,009	4,590,331	4,488,761	4,427,092	(61,668)	(163,238)
2. 2014.....	793,914	752,968	747,505	706,693	678,581	663,462	650,936	642,710	625,310	611,192	(14,117)	(31,518)
3. 2015.....	XXX	855,369	812,324	776,999	731,735	706,781	677,105	671,264	647,677	637,496	(10,180)	(33,767)
4. 2016.....	XXX	XXX	860,899	807,553	754,446	716,823	689,602	670,870	651,822	637,192	(14,630)	(33,678)
5. 2017.....	XXX	XXX	XXX	807,513	790,123	734,042	720,677	696,537	662,855	641,433	(21,422)	(55,104)
6. 2018.....	XXX	XXX	XXX	XXX	721,074	728,021	707,075	698,016	694,890	682,907	(11,983)	(15,109)
7. 2019.....	XXX	XXX	XXX	XXX	XXX	667,623	669,823	648,285	647,737	634,798	(12,939)	(13,487)
8. 2020.....	XXX	XXX	XXX	XXX	XXX	XXX	558,647	539,042	505,526	490,524	(15,002)	(48,519)
9. 2021.....	XXX	XXX	XXX	XXX	XXX	XXX	XXX	535,391	593,123	557,028	(36,095)	21,638
10. 2022.....	XXX	XXX	XXX	XXX	XXX	XXX	XXX	XXX	572,276	594,203	21,927	XXX
11. 2023.....	XXX	XXX	XXX	XXX	XXX	XXX	XXX	XXX	XXX	592,466	XXX	XXX
12. Totals											(176,109)	(372,782)

SCHEDULE P - PART 2E - COMMERCIAL MULTIPLE PERIL

1. Prior.....	445,037	420,351	415,703	413,403	383,702	380,356	365,865	365,166	355,494	347,730	(7,764)	(17,437)
2. 2014.....	222,903	212,777	215,309	222,415	225,060	225,822	225,702	225,482	227,106	224,516	(2,591)	(966)
3. 2015.....	XXX	197,770	194,949	224,418	218,474	220,298	219,126	217,914	218,330	214,794	(3,536)	(3,120)
4. 2016.....	XXX	XXX	215,214	240,224	250,203	255,342	256,094	258,458	258,293	256,412	(1,881)	(2,045)
5. 2017.....	XXX	XXX	XXX	307,691	262,366	268,520	271,036	273,532	274,649	273,548	(1,100)	17
6. 2018.....	XXX	XXX	XXX	XXX	213,719	217,395	225,822	227,714	229,403	226,988	(2,415)	(726)
7. 2019.....	XXX	XXX	XXX	XXX	XXX	164,638	163,788	172,327	179,967	179,830	(137)	7,503
8. 2020.....	XXX	XXX	XXX	XXX	XXX	XXX	XXX	208,557	189,967	184,263	(8,310)	(14,015)
9. 2021.....	XXX	XXX	XXX	XXX	XXX	XXX	XXX	XXX	196,393	203,551	(9,300)	(2,142)
10. 2022.....	XXX	XXX	XXX	XXX	XXX	XXX	XXX	XXX	XXX	165,157	179,066	13,909
11. 2023.....	XXX	XXX	XXX	XXX	XXX	XXX	XXX	XXX	XXX	141,977	XXX	XXX
12. Totals											(23,125)	(32,932)

ANNUAL STATEMENT FOR THE YEAR 2023 OF THE ZURICH AMERICAN INSURANCE COMPANY

SCHEDULE P - PART 2F - SECTION 1 - MEDICAL PROFESSIONAL LIABILITY - OCCURRENCE

Years in Which Losses Were Incurred	INCURRED NET LOSSES AND DEFENSE AND COST CONTAINMENT EXPENSES REPORTED AT YEAR END (\$000 OMITTED)										DEVELOPMENT	
	1 2014	2 2015	3 2016	4 2017	5 2018	6 2019	7 2020	8 2021	9 2022	10 2023	11 One Year	12 Two Year
1. Prior.....	9,589	12,998	9,243	8,130	7,647	2,230	2,995	2,823	2,742	3,591	849	768
2. 2014.....	1,025	1,234	1,608	806	477	381	358	359	338	344	6	(15)
3. 2015.....	XXX	1,844	1,495	1,021	951	669	642	631	601	676	75	45
4. 2016.....	XXX	XXX	629	695	360	226	155	116	105	138	33	22
5. 2017.....	XXX	XXX	XXX	268	446	492	271	217	152	185	34	(31)
6. 2018.....	XXX	XXX	XXX	XXX	80	173	150	118	105	123	19	5
7. 2019.....	XXX	XXX	XXX	XXX	XXX	141	154	110	47	99	52	(11)
8. 2020.....	XXX	XXX	XXX	XXX	XXX	XXX	3	15	14	13	(1)	(1)
9. 2021.....	XXX	XXX	XXX	XXX	XXX	XXX	XXX	XXX	698	1,625	927	1,625
10. 2022.....	XXX	XXX	XXX	XXX	XXX	XXX	XXX	XXX	XXX	XXX	XXX	XXX
11. 2023.....	XXX	XXX	XXX	XXX	XXX	XXX	XXX	XXX	XXX	XXX	XXX	XXX
12. Totals											1,994	2,407

SCHEDULE P - PART 2F - SECTION 2 - MEDICAL PROFESSIONAL LIABILITY - CLAIMS-MADE

1. Prior.....	125,491	120,526	120,271	132,574	136,713	155,464	159,797	168,224	180,212	194,146	13,934	25,922
2. 2014.....	48,383	54,621	55,196	78,382	75,786	76,398	76,935	78,953	75,005	80,349	5,344	1,396
3. 2015.....	XXX	53,534	51,310	64,978	63,070	69,045	71,138	66,621	71,613	70,652	(961)	4,031
4. 2016.....	XXX	XXX	48,768	61,880	62,842	64,190	78,134	82,650	86,362	98,566	12,204	15,916
5. 2017.....	XXX	XXX	XXX	47,424	57,533	63,409	63,995	58,598	91,959	112,207	20,248	53,608
6. 2018.....	XXX	XXX	XXX	XXX	54,770	59,153	73,530	109,870	132,268	158,001	25,733	48,131
7. 2019.....	XXX	XXX	XXX	XXX	XXX	23,258	24,077	22,747	38,108	45,553	7,445	22,806
8. 2020.....	XXX	XXX	XXX	XXX	XXX	XXX	12,388	14,977	26,476	36,058	9,582	21,081
9. 2021.....	XXX	XXX	XXX	XXX	XXX	XXX	XXX	4,258	4,858	12,254	7,395	7,995
10. 2022.....	XXX	XXX	XXX	XXX	XXX	XXX	XXX	XXX	148	148	XXX	XXX
11. 2023.....	XXX	XXX	XXX	XXX	XXX	XXX	XXX	XXX	XXX	XXX	XXX	XXX
12. Totals											101,072	200,887

SCHEDULE P - PART 2G - SPECIAL LIABILITY (OCEAN MARINE, AIRCRAFT (ALL PERILS), BOILER AND MACHINERY)

1. Prior.....	23,305	18,583	20,513	19,997	18,945	18,931	18,724	18,472	18,770	18,667	(103)	195
2. 2014.....	42,705	39,380	40,789	42,156	41,140	40,474	40,333	40,327	40,138	40,112	(27)	(215)
3. 2015.....	XXX	38,370	32,385	31,312	31,336	30,503	30,492	30,404	30,316	30,422	106	18
4. 2016.....	XXX	XXX	21,235	17,260	15,754	15,614	15,321	16,274	16,197	15,614	(583)	(661)
5. 2017.....	XXX	XXX	XXX	16,464	13,325	15,782	17,423	17,670	17,072	17,025	(47)	(645)
6. 2018.....	XXX	XXX	XXX	XXX	28,987	29,357	26,444	26,390	26,372	26,633	261	243
7. 2019.....	XXX	XXX	XXX	XXX	XXX	18,731	15,046	14,821	14,783	15,214	432	393
8. 2020.....	XXX	XXX	XXX	XXX	XXX	XXX	26,894	22,932	21,417	20,967	(450)	(1,965)
9. 2021.....	XXX	XXX	XXX	XXX	XXX	XXX	XXX	26,864	22,666	23,465	799	(3,399)
10. 2022.....	XXX	XXX	XXX	XXX	XXX	XXX	XXX	XXX	28,908	26,554	(2,354)	XXX
11. 2023.....	XXX	XXX	XXX	XXX	XXX	XXX	XXX	XXX	XXX	17,202	XXX	XXX
12. Totals											(1,966)	(6,037)

SCHEDULE P - PART 2H - SECTION 1 - OTHER LIABILITY - OCCURRENCE

1. Prior.....	3,118,649	3,283,514	3,326,534	3,365,411	3,332,297	3,151,247	3,104,476	3,190,627	3,336,285	3,441,212	104,926	250,584
2. 2014.....	598,807	650,752	660,391	642,187	666,633	671,001	662,921	655,252	637,386	629,258	(8,128)	(25,994)
3. 2015.....	XXX	724,257	714,919	686,959	705,092	713,117	720,287	706,490	733,185	694,349	(38,836)	(12,141)
4. 2016.....	XXX	XXX	566,621	585,833	602,540	595,418	603,214	585,339	553,097	548,355	(4,742)	(36,984)
5. 2017.....	XXX	XXX	XXX	520,322	561,595	577,773	614,032	625,967	599,163	590,907	(8,255)	(35,060)
6. 2018.....	XXX	XXX	XXX	XXX	424,375	462,021	523,100	522,341	530,935	543,407	12,472	21,066
7. 2019.....	XXX	XXX	XXX	XXX	XXX	333,161	394,760	402,654	434,175	458,402	24,227	55,748
8. 2020.....	XXX	XXX	XXX	XXX	XXX	XXX	317,088	318,985	324,371	323,815	(556)	4,830
9. 2021.....	XXX	XXX	XXX	XXX	XXX	XXX	XXX	323,391	350,538	359,560	9,022	36,169
10. 2022.....	XXX	XXX	XXX	XXX	XXX	XXX	XXX	XXX	371,068	348,840	(22,228)	XXX
11. 2023.....	XXX	XXX	XXX	XXX	XXX	XXX	XXX	XXX	XXX	428,689	XXX	XXX
12. Totals											67,902	258,219

SCHEDULE P - PART 2H - SECTION 2 - OTHER LIABILITY - CLAIMS-MADE

1. Prior.....	963,237	940,920	991,476	1,008,212	978,601	932,386	905,618	903,128	870,363	860,407	(9,957)	(42,721)
2. 2014.....	272,901	283,279	281,941	274,938	278,417	281,585	274,073	279,308	271,125	274,448	3,323	(4,860)
3. 2015.....	XXX	284,052	293,694	281,579	288,402	278,109	257,095	243,290	242,553	238,841	(3,712)	(4,449)
4. 2016.....	XXX	XXX	257,535	283,160	296,596	306,652	311,302	304,773	293,254	300,258	7,004	(4,515)
5. 2017.....	XXX	XXX	XXX	233,403	243,848	264,350	263,051	279,176	274,976	259,441	(15,535)	(19,735)
6. 2018.....	XXX	XXX	XXX	XXX	211,681	241,558	264,852	293,821	311,967	321,520	9,553	27,699
7. 2019.....	XXX	XXX	XXX	XXX	XXX	191,501	210,419	215,368	235,000	241,981	6,981	26,614
8. 2020.....	XXX	XXX	XXX	XXX	XXX	XXX	201,304	209,181	218,923	220,875	1,951	11,694
9. 2021.....	XXX	XXX	XXX	XXX	XXX	XXX	XXX	218,586	223,746	214,305	(9,441)	(4,281)
10. 2022.....	XXX	XXX	XXX	XXX	XXX	XXX	XXX	XXX	234,339	243,989	9,650	XXX
11. 2023.....	XXX	XXX	XXX	XXX	XXX	XXX	XXX	XXX	XXX	206,926	XXX	XXX
12. Totals											(181)	(14,553)

ANNUAL STATEMENT FOR THE YEAR 2023 OF THE ZURICH AMERICAN INSURANCE COMPANY
SCHEDULE P - PART 2I - SPECIAL PROPERTY (FIRE, ALLIED LINES, INLAND MARINE, EARTHQUAKE, BURGLARY, AND THEFT)

Years in Which Losses Were Incurred	INCURRED NET LOSSES AND DEFENSE AND COST CONTAINMENT EXPENSES REPORTED AT YEAR END (\$000 OMITTED)										DEVELOPMENT	
	1 2014	2 2015	3 2016	4 2017	5 2018	6 2019	7 2020	8 2021	9 2022	10 2023	11 One Year	12 Two Year
1. Prior.....	XXX	XXX	XXX	XXX	XXX	XXX	XXX	781,639	714,512	725,068	10,556	(56,571)
2. 2022.....	XXX	XXX	XXX	XXX	XXX	XXX	XXX	XXX	1,893,638	1,874,452	(19,185)	XXX
3. 2023.....	XXX	XXX	XXX	XXX	XXX	XXX	XXX	XXX	XXX	1,670,048	XXX	XXX
4. Totals											(8,630)	(56,571)

SCHEDULE P - PART 2J - AUTO PHYSICAL DAMAGE

1. Prior.....	XXX	XXX	XXX	XXX	XXX	XXX	XXX	9,581	13,143	10,686	(2,456)	1,105
2. 2022.....	XXX	XXX	XXX	XXX	XXX	XXX	XXX	XXX	79,747	86,639	6,892	XXX
3. 2023.....	XXX	XXX	XXX	XXX	XXX	XXX	XXX	XXX	XXX	119,155	XXX	XXX
4. Totals											4,436	1,105

SCHEDULE P - PART 2K - FIDELITY/SURETY

1. Prior.....	XXX	XXX	XXX	XXX	XXX	XXX	XXX	133,499	73,218	64,293	(8,925)	(69,206)
2. 2022.....	XXX	XXX	XXX	XXX	XXX	XXX	XXX	XXX	64,594	25,522	(39,072)	XXX
3. 2023.....	XXX	XXX	XXX	XXX	XXX	XXX	XXX	XXX	XXX	79,591	XXX	XXX
4. Totals											(47,997)	(69,206)

SCHEDULE P - PART 2L - OTHER (INCLUDING CREDIT, ACCIDENT AND HEALTH)

1. Prior.....	XXX	XXX	XXX	XXX	XXX	XXX	XXX	98,149	89,885	96,262	6,376	(1,887)
2. 2022.....	XXX	XXX	XXX	XXX	XXX	XXX	XXX	XXX	97,048	95,711	(1,337)	XXX
3. 2023.....	XXX	XXX	XXX	XXX	XXX	XXX	XXX	XXX	XXX	121,582	XXX	XXX
4. Totals											5,039	(1,887)

SCHEDULE P - PART 2M - INTERNATIONAL

1. Prior.....												
2. 2014.....												
3. 2015.....	XXX											
4. 2016.....	XXX	XXX										
5. 2017.....	XXX	XXX	XXX									
6. 2018.....	XXX	XXX	XXX	XXX								
7. 2019.....	XXX	XXX	XXX	XXX	XXX							
8. 2020.....	XXX	XXX	XXX	XXX	XXX	XXX						
9. 2021.....	XXX	XXX	XXX	XXX	XXX	XXX	XXX					
10. 2022.....	XXX	XXX	XXX	XXX	XXX	XXX	XXX	XXX				XXX
11. 2023.....	XXX	XXX	XXX	XXX	XXX	XXX	XXX	XXX	XXX		XXX	XXX
12. Totals												

NONE

ANNUAL STATEMENT FOR THE YEAR 2023 OF THE ZURICH AMERICAN INSURANCE COMPANY

**SCHEDULE P - PART 2N - REINSURANCE
NONPROPORTIONAL ASSUMED PROPERTY**

Years in Which Losses Were Incurred	INCURRED NET LOSSES AND DEFENSE AND COST CONTAINMENT EXPENSES REPORTED AT YEAR END (\$000 OMITTED)										DEVELOPMENT	
	1 2014	2 2015	3 2016	4 2017	5 2018	6 2019	7 2020	8 2021	9 2022	10 2023	11 One Year	12 Two Year
1. Prior.....												
2. 2014.....												
3. 2015.....	XXX											
4. 2016.....	XXX	XXX										
5. 2017.....	XXX	XXX	XXX									
6. 2018.....	XXX	XXX	XXX									
7. 2019.....	XXX	XXX	XXX	XXX								
8. 2020.....	XXX	XXX	XXX	XXX	XXX	XXX						
9. 2021.....	XXX	XXX	XXX	XXX	XXX	XXX	XXX					
10. 2022.....	XXX	XXX	XXX	XXX	XXX	XXX	XXX	XXX				XXX
11. 2023	XXX	XXX	XXX	XXX	XXX	XXX	XXX	XXX	XXX		XXX	XXX
12. Totals												

**SCHEDULE P - PART 2O - REINSURANCE
NONPROPORTIONAL ASSUMED LIABILITY**

1. Prior.....												
2. 2014.....												
3. 2015.....	XXX											
4. 2016.....	XXX	XXX										
5. 2017.....	XXX	XXX	XXX									
6. 2018.....	XXX	XXX	XXX	XXX								
7. 2019.....	XXX	XXX	XXX	XXX	XXX							
8. 2020.....	XXX	XXX	XXX	XXX	XXX	XXX						
9. 2021.....	XXX	XXX	XXX	XXX	XXX	XXX	XXX					
10. 2022.....	XXX	XXX	XXX	XXX	XXX	XXX	XXX	XXX				XXX
11. 2023	XXX	XXX	XXX	XXX	XXX	XXX	XXX	XXX	XXX		XXX	XXX
12. Totals												

**SCHEDULE P - PART 2P - REINSURANCE
NONPROPORTIONAL ASSUMED FINANCIAL LINES**

1. Prior.....												
2. 2014.....												
3. 2015.....	XXX											
4. 2016.....	XXX	XXX										
5. 2017.....	XXX	XXX	XXX									
6. 2018.....	XXX	XXX	XXX	XXX								
7. 2019.....	XXX	XXX	XXX	XXX	XXX							
8. 2020.....	XXX	XXX	XXX	XXX	XXX	XXX						
9. 2021.....	XXX	XXX	XXX	XXX	XXX	XXX	XXX					
10. 2022.....	XXX	XXX	XXX	XXX	XXX	XXX	XXX	XXX				XXX
11. 2023	XXX	XXX	XXX	XXX	XXX	XXX	XXX	XXX	XXX		XXX	XXX
12. Totals												

ANNUAL STATEMENT FOR THE YEAR 2023 OF THE ZURICH AMERICAN INSURANCE COMPANY
SCHEDULE P - PART 2R - SECTION 1 - PRODUCTS LIABILITY - OCCURRENCE

Years in Which Losses Were Incurred	INCURRED NET LOSSES AND DEFENSE AND COST CONTAINMENT EXPENSES REPORTED AT YEAR END (\$000 OMITTED)										DEVELOPMENT	
	1 2014	2 2015	3 2016	4 2017	5 2018	6 2019	7 2020	8 2021	9 2022	10 2023	11 One Year	12 Two Year
1. Prior.....	764,110	751,359	700,667	686,779	741,541	471,013	468,950	437,770	448,946	470,791	21,845	33,021
2. 2014.....	52,545	47,249	43,654	35,346	36,434	30,710	30,255	42,226	38,205	36,506	(1,699)	(5,720)
3. 2015.....	XXX	56,652	63,393	60,544	65,145	65,556	69,463	64,150	75,212	74,878	(334)	10,728
4. 2016.....	XXX	XXX	44,139	40,761	40,654	37,213	39,336	40,671	36,264	33,888	(2,376)	(6,783)
5. 2017.....	XXX	XXX	XXX	33,965	43,305	35,427	38,083	30,394	28,047	26,970	(1,077)	(3,424)
6. 2018.....	XXX	XXX	XXX	XXX	50,687	40,097	38,960	44,558	36,438	37,219	781	(7,339)
7. 2019.....	XXX	XXX	XXX	XXX	XXX	29,793	32,770	35,467	35,530	39,583	4,053	4,116
8. 2020.....	XXX	XXX	XXX	XXX	XXX	XXX	42,315	46,102	46,359	43,266	(3,092)	(2,836)
9. 2021.....	XXX	XXX	XXX	XXX	XXX	XXX	XXX	27,051	24,795	26,363	1,568	(688)
10. 2022.....	XXX	XXX	XXX	XXX	XXX	XXX	XXX	XXX	18,430	14,881	(3,549)	XXX
11. 2023	XXX	XXX	XXX	XXX	XXX	XXX	XXX	XXX	XXX	21,482	XXX	XXX
12. Totals											16,120	21,076

SCHEDULE P - PART 2R - SECTION 2 - PRODUCTS LIABILITY - CLAIMS-MADE

1. Prior.....	11,375	9,050	6,642	1,059	9,883	6,771	5,771	5,317	6,244	6,230	(13)	913
2. 2014.....	1,372	1,348	905	699	265	303	(125)		(25)	(9)	16	(8)
3. 2015.....	XXX	566	947	1,133	(364)	212	(77)	30	31	34	3	4
4. 2016.....	XXX	XXX	1,155	4,880	1,256	733	354	380	168	160	(8)	(220)
5. 2017.....	XXX	XXX	XXX	422	1,058	812	618	487	363	238	(125)	(249)
6. 2018.....	XXX	XXX	XXX	XXX	447	465	447	422	208	200	(7)	(221)
7. 2019.....	XXX	XXX	XXX	XXX	XXX	(22)	194	144	147	65	(82)	(79)
8. 2020.....	XXX	XXX	XXX	XXX	XXX	XXX	80	61	42	43	2	(18)
9. 2021.....	XXX	XXX	XXX	XXX	XXX	XXX	XXX	(27)	24	61	37	88
10. 2022.....	XXX	XXX	XXX	XXX	XXX	XXX	XXX	XXX	211	82	(129)	XXX
11. 2023	XXX	XXX	XXX	XXX	XXX	XXX	XXX	XXX	XXX	197	XXX	XXX
12. Totals											(307)	210

SCHEDULE P - PART 2S - FINANCIAL GUARANTY/MORTGAGE GUARANTY

1. Prior.....	XXX	XXX	XXX	XXX	XXX	XXX	XXX	XXX	XXX	XXX	XXX	XXX
2. 2022.....	XXX	XXX	XXX	XXX	XXX	XXX	XXX	XXX	XXX	XXX	XXX	XXX
3. 2023	XXX	XXX	XXX	XXX	XXX	XXX	XXX	XXX	XXX	XXX	XXX	XXX
4. Totals												

SCHEDULE P - PART 2T - WARRANTY

1. Prior.....	XXX	XXX	XXX	XXX	XXX	XXX	XXX	15,421	12,359	10,263	(2,095)	(5,158)
2. 2022.....	XXX	XXX	XXX	XXX	XXX	XXX	XXX	XXX	4,683	4,468	(215)	XXX
3. 2023	XXX	XXX	XXX	XXX	XXX	XXX	XXX	XXX	XXX	7,299	XXX	XXX
4. Totals											(2,310)	(5,158)

ANNUAL STATEMENT FOR THE YEAR 2023 OF THE ZURICH AMERICAN INSURANCE COMPANY

SCHEDULE P - PART 3A - HOMEOWNERS/FAROWNERS

Years in Which Losses Were Incurred	CUMULATIVE PAID NET LOSSES AND DEFENSE AND COST CONTAINMENT EXPENSES REPORTED AT YEAR END (\$000 OMITTED)										11 Number of Claims Closed With Loss Payment	12 Number of Claims Closed Without Loss Payment
	1	2	3	4	5	6	7	8	9	10		
	2014	2015	2016	2017	2018	2019	2020	2021	2022	2023		
1. Prior.....	000.....	847.....	1,075.....	1,136.....	1,143.....	1,226.....	1,268.....	1,302.....	1,303.....	1,325.....		
2. 2014.....	4,482.....	6,898.....	7,608.....	7,997.....	8,040.....	8,050.....	8,054.....	8,055.....	8,055.....	8,055.....		
3. 2015.....	XXX.....	948.....	1,411.....	1,598.....	1,675.....	1,847.....	1,851.....	1,855.....	1,859.....	1,861.....		
4. 2016.....	XXX.....	XXX.....	373.....	1,135.....	1,327.....	1,359.....	1,515.....	1,524.....	1,539.....	1,539.....		
5. 2017.....	XXX.....	XXX.....	XXX.....	205.....	834.....	1,000.....	1,039.....	1,052.....	1,199.....	1,205.....		
6. 2018.....	XXX.....	XXX.....	XXX.....	XXX.....	680.....	1,329.....	1,471.....	1,506.....	1,514.....	1,525.....	7.....	4.....
7. 2019.....	XXX.....	XXX.....	XXX.....	XXX.....	XXX.....	2,736.....	5,323.....	5,895.....	6,045.....	6,185.....	540.....	450.....
8. 2020.....	XXX.....	XXX.....	XXX.....	XXX.....	XXX.....	XXX.....	8,434.....	14,773.....	16,203.....	16,595.....	2,063.....	1,399.....
9. 2021.....	XXX.....	XXX.....	XXX.....	XXX.....	XXX.....	XXX.....	XXX.....	24,006.....	42,654.....	44,895.....	4,140.....	2,678.....
10. 2022.....	XXX.....	XXX.....	XXX.....	XXX.....	XXX.....	XXX.....	XXX.....	XXX.....	21,056.....	36,507.....	2,953.....	1,677.....
11. 2023.....	XXX.....	XXX.....	XXX.....	XXX.....	XXX.....	XXX.....	XXX.....	XXX.....	XXX.....	24,837.....	2,492.....	1,549.....

SCHEDULE P - PART 3B - PRIVATE PASSENGER AUTO LIABILITY/MEDICAL

1. Prior.....	000.....	369.....	(7,584).....	(10,210).....	(10,593).....	(10,796).....	(10,529).....	(8,502).....	(8,429).....	(8,535).....	3.....	
2. 2014.....	675.....	1,028.....	104.....	61.....	29.....	27.....	27.....	29.....	27.....	27.....		
3. 2015.....	XXX.....	31.....			67.....	(9).....	(18).....	(17).....	(17).....	(17).....		
4. 2016.....	XXX.....	XXX.....			(20).....	(32).....	(62).....	(62).....	(62).....	(62).....		1.....
5. 2017.....	XXX.....	XXX.....	XXX.....	8.....	(33).....	(276).....	(286).....	(286).....	(283).....	(286).....	7.....	3.....
6. 2018.....	XXX.....	XXX.....	XXX.....	XXX.....	5.....	71.....	(41).....	(41).....	(41).....	(41).....		
7. 2019.....	XXX.....	XXX.....	XXX.....	XXX.....	XXX.....	78.....	12.....	11.....	6.....	9.....		
8. 2020.....	XXX.....	XXX.....	XXX.....	XXX.....	XXX.....	XXX.....	34.....		7.....			
9. 2021.....	XXX.....	XXX.....	XXX.....	XXX.....	XXX.....	XXX.....	XXX.....	14.....	29.....	57.....		
10. 2022.....	XXX.....	XXX.....	XXX.....	XXX.....	XXX.....	XXX.....	XXX.....	XXX.....	26.....	28.....	1.....	
11. 2023.....	XXX.....	XXX.....	XXX.....	XXX.....	XXX.....	XXX.....	XXX.....	XXX.....	XXX.....	135.....	1.....	

SCHEDULE P - PART 3C - COMMERCIAL AUTO/TRUCK LIABILITY/MEDICAL

1. Prior.....	000.....	155,094.....	277,144.....	328,149.....	357,918.....	371,316.....	377,632.....	382,384.....	385,393.....	387,328.....	13,823.....	
2. 2014.....	31,518.....	81,063.....	143,744.....	191,383.....	228,415.....	244,053.....	247,037.....	249,740.....	254,743.....	255,790.....	40,815.....	30,049.....
3. 2015.....	XXX.....	33,825.....	102,366.....	177,218.....	239,017.....	284,521.....	302,461.....	308,406.....	313,164.....	318,306.....	44,281.....	35,536.....
4. 2016.....	XXX.....	XXX.....	33,814.....	95,496.....	157,208.....	224,071.....	256,326.....	270,358.....	284,227.....	292,383.....	46,540.....	39,175.....
5. 2017.....	XXX.....	XXX.....	XXX.....	33,429.....	90,151.....	153,804.....	206,816.....	243,630.....	268,973.....	280,458.....	51,151.....	47,999.....
6. 2018.....	XXX.....	XXX.....	XXX.....	XXX.....	32,492.....	89,008.....	142,715.....	186,065.....	228,782.....	259,443.....	53,491.....	40,597.....
7. 2019.....	XXX.....	XXX.....	XXX.....	XXX.....	XXX.....	27,927.....	76,832.....	126,329.....	180,341.....	227,199.....	36,529.....	31,156.....
8. 2020.....	XXX.....	XXX.....	XXX.....	XXX.....	XXX.....	XXX.....	18,757.....	55,562.....	104,394.....	165,474.....	23,959.....	21,981.....
9. 2021.....	XXX.....	XXX.....	XXX.....	XXX.....	XXX.....	XXX.....	XXX.....	23,173.....	80,218.....	155,544.....	27,589.....	24,369.....
10. 2022.....	XXX.....	XXX.....	XXX.....	XXX.....	XXX.....	XXX.....	XXX.....	XXX.....	23,743.....	96,034.....	27,833.....	26,026.....
11. 2023.....	XXX.....	XXX.....	XXX.....	XXX.....	XXX.....	XXX.....	XXX.....	XXX.....	XXX.....	27,629.....	15,834.....	19,167.....

**SCHEDULE P - PART 3D - WORKERS' COMPENSATION
(EXCLUDING EXCESS WORKERS' COMPENSATION)**

1. Prior.....	000.....	437,625.....	775,789.....	1,057,235.....	1,287,803.....	1,472,553.....	1,628,975.....	1,762,527.....	1,887,820.....	2,010,836.....	77,938.....	
2. 2014.....	90,170.....	201,709.....	271,593.....	318,444.....	355,680.....	377,747.....	392,792.....	405,153.....	416,610.....	424,507.....	181,308.....	42,525.....
3. 2015.....	XXX.....	88,635.....	207,524.....	278,184.....	330,434.....	361,091.....	382,096.....	403,509.....	415,521.....	430,001.....	191,203.....	44,841.....
4. 2016.....	XXX.....	XXX.....	89,849.....	206,612.....	278,552.....	329,397.....	356,487.....	379,128.....	397,043.....	408,793.....	192,871.....	44,848.....
5. 2017.....	XXX.....	XXX.....	XXX.....	91,115.....	215,687.....	287,690.....	333,558.....	363,143.....	385,435.....	401,479.....	189,434.....	45,493.....
6. 2018.....	XXX.....	XXX.....	XXX.....	XXX.....	89,428.....	219,921.....	290,046.....	336,992.....	369,412.....	396,098.....	191,812.....	45,483.....
7. 2019.....	XXX.....	XXX.....	XXX.....	XXX.....	XXX.....	91,134.....	198,969.....	263,222.....	311,425.....	341,592.....	190,731.....	44,316.....
8. 2020.....	XXX.....	XXX.....	XXX.....	XXX.....	XXX.....	XXX.....	57,152.....	130,507.....	173,322.....	205,264.....	153,147.....	47,922.....
9. 2021.....	XXX.....	XXX.....	XXX.....	XXX.....	XXX.....	XXX.....	XXX.....	62,466.....	148,585.....	193,762.....	170,981.....	51,766.....
10. 2022.....	XXX.....	XXX.....	XXX.....	XXX.....	XXX.....	XXX.....	XXX.....	XXX.....	67,093.....	153,981.....	147,659.....	52,295.....
11. 2023.....	XXX.....	XXX.....	XXX.....	XXX.....	XXX.....	XXX.....	XXX.....	XXX.....	XXX.....	66,170.....	90,216.....	34,485.....

SCHEDULE P - PART 3E - COMMERCIAL MULTIPLE PERIL

1. Prior.....	000.....	97,894.....	176,455.....	228,015.....	261,216.....	282,735.....	297,715.....	305,038.....	311,137.....	320,027.....	8,767.....	
2. 2014.....	94,117.....	150,652.....	170,235.....	191,805.....	205,048.....	211,919.....	216,620.....	218,129.....	220,523.....	222,170.....	8,878.....	11,440.....
3. 2015.....	XXX.....	81,565.....	127,457.....	152,746.....	175,396.....	194,256.....	201,126.....	203,856.....	205,348.....	206,899.....	7,029.....	12,162.....
4. 2016.....	XXX.....	XXX.....	84,893.....	147,826.....	179,304.....	212,466.....	228,641.....	238,684.....	243,929.....	247,960.....	6,110.....	10,600.....
5. 2017.....	XXX.....	XXX.....	XXX.....	100,180.....	172,383.....	203,840.....	221,984.....	238,752.....	252,949.....	260,030.....	6,540.....	10,284.....
6. 2018.....	XXX.....	XXX.....	XXX.....	XXX.....	88,697.....	151,280.....	170,520.....	186,319.....	200,358.....	212,299.....	6,583.....	9,922.....
7. 2019.....	XXX.....	XXX.....	XXX.....	XXX.....	XXX.....	63,839.....	112,931.....	131,249.....	147,370.....	159,644.....	5,556.....	9,177.....
8. 2020.....	XXX.....	XXX.....	XXX.....	XXX.....	XXX.....	XXX.....	73,227.....	139,422.....	153,469.....	159,735.....	4,701.....	7,127.....
9. 2021.....	XXX.....	XXX.....	XXX.....	XXX.....	XXX.....	XXX.....	XXX.....	76,621.....	144,421.....	164,524.....	4,008.....	3,786.....
10. 2022.....	XXX.....	XXX.....	XXX.....	XXX.....	XXX.....	XXX.....	XXX.....	XXX.....	42,327.....	108,773.....	2,616.....	2,978.....
11. 2023.....	XXX.....	XXX.....	XXX.....	XXX.....	XXX.....	XXX.....	XXX.....	XXX.....	XXX.....	43,161.....	1,179.....	1,481.....

ANNUAL STATEMENT FOR THE YEAR 2023 OF THE ZURICH AMERICAN INSURANCE COMPANY

SCHEDULE P - PART 3F - SECTION 1 - MEDICAL PROFESSIONAL LIABILITY - OCCURRENCE

Years in Which Losses Were Incurred	CUMULATIVE PAID NET LOSSES AND DEFENSE AND COST CONTAINMENT EXPENSES REPORTED AT YEAR END (\$000 OMITTED)										11 Number of Claims Closed With Loss Payment	12 Number of Claims Closed Without Loss Payment
	1	2	3	4	5	6	7	8	9	10		
	2014	2015	2016	2017	2018	2019	2020	2021	2022	2023		
1. Prior.....	000.....	3,952	5,537	7,060	6,855	1,898	2,184	2,558	2,572	3,194	51	
2. 2014.....	3	105	136	194	218	272	281	282	286	291	7	26
3. 2015.....	XXX		446	456	465	510	512	545	552	557	4	10
4. 2016.....	XXX	XXX	5	27	42	44	45	45	46	57		8
5. 2017.....	XXX	XXX	XXX			13	33	41	173	180	2	28
6. 2018.....	XXX	XXX	XXX	XXX		1	2	3	4	10		15
7. 2019.....	XXX	XXX	XXX	XXX	XXX			1	1	1		3
8. 2020.....	XXX	XXX	XXX	XXX	XXX	XXX						1
9. 2021.....	XXX	XXX	XXX	XXX	XXX	XXX	XXX					1
10. 2022.....	XXX	XXX	XXX	XXX	XXX	XXX	XXX	XXX				
11. 2023.....	XXX	XXX	XXX	XXX	XXX	XXX	XXX	XXX	XXX			

SCHEDULE P - PART 3F - SECTION 2 - MEDICAL PROFESSIONAL LIABILITY - CLAIMS-MADE

1. Prior.....	000.....	38,483	59,232	83,008	101,851	128,542	141,551	152,071	153,168	161,240	614	
2. 2014.....	486	8,413	34,480	47,777	60,374	61,133	69,012	70,088	70,278	72,326	119	2,772
3. 2015.....	XXX	400	7,164	25,432	36,979	43,476	51,013	51,298	52,878	59,767	142	2,896
4. 2016.....	XXX	XXX	1,301	9,919	24,848	32,628	46,587	58,885	65,397	78,795	122	2,589
5. 2017.....	XXX	XXX	XXX	1,239	7,507	14,935	25,734	30,185	39,957	51,023	105	2,932
6. 2018.....	XXX	XXX	XXX	XXX	854	7,745	30,818	46,085	69,126	88,379	80	4,334
7. 2019.....	XXX	XXX	XXX	XXX	XXX	3,617	5,750	10,569	16,215	20,053	64	2,738
8. 2020.....	XXX	XXX	XXX	XXX	XXX	XXX	204	695	3,926	5,152	23	1,925
9. 2021.....	XXX	XXX	XXX	XXX	XXX	XXX	XXX	48	73	2,303	3	470
10. 2022.....	XXX	XXX	XXX	XXX	XXX	XXX	XXX	XXX	9	9		3
11. 2023.....	XXX	XXX	XXX	XXX	XXX	XXX	XXX	XXX	XXX			1

SCHEDULE P - PART 3G - SPECIAL LIABILITY (OCEAN MARINE, AIRCRAFT (ALL PERILS), BOILER AND MACHINERY)

1. Prior.....	000.....	14,331	17,414	16,963	18,238	18,346	18,488	17,506	17,595	17,657	XXX	XXX
2. 2014.....	15,124	35,535	36,780	39,673	40,073	40,135	40,017	40,018	40,018	40,037	XXX	XXX
3. 2015.....	XXX	15,304	26,286	28,749	29,508	30,142	30,258	30,290	30,290	30,415	XXX	XXX
4. 2016.....	XXX	XXX	5,132	12,265	14,512	14,950	15,058	16,172	16,183	15,609	XXX	XXX
5. 2017.....	XXX	XXX	XXX	3,443	11,591	12,838	15,225	15,652	16,483	16,606	XXX	XXX
6. 2018.....	XXX	XXX	XXX	XXX	6,913	21,321	24,156	25,727	25,780	25,995	XXX	XXX
7. 2019.....	XXX	XXX	XXX	XXX	XXX	5,290	10,963	12,821	13,353	13,690	XXX	XXX
8. 2020.....	XXX	XXX	XXX	XXX	XXX	XXX	4,043	17,024	19,518	20,271	XXX	XXX
9. 2021.....	XXX	XXX	XXX	XXX	XXX	XXX	XXX	4,530	16,502	19,535	XXX	XXX
10. 2022.....	XXX	XXX	XXX	XXX	XXX	XXX	XXX	XXX	4,333	17,917	XXX	XXX
11. 2023.....	XXX	XXX	XXX	XXX	XXX	XXX	XXX	XXX	XXX	2,600	XXX	XXX

SCHEDULE P - PART 3H - SECTION 1 - OTHER LIABILITY - OCCURRENCE

1. Prior.....	000.....	687,759	1,146,582	1,565,701	1,863,196	2,113,391	2,231,234	2,326,127	2,438,378	2,596,098	19,267	
2. 2014.....	14,021	62,489	171,875	268,619	370,374	438,804	483,757	506,485	528,368	553,277	22,963	51,360
3. 2015.....	XXX	33,315	114,978	209,920	321,523	410,777	474,938	517,067	552,699	579,181	24,117	53,489
4. 2016.....	XXX	XXX	17,090	60,102	149,638	249,077	309,301	351,026	398,110	440,124	31,461	53,640
5. 2017.....	XXX	XXX	XXX	12,204	76,658	155,434	227,698	288,565	366,925	431,866	32,709	53,358
6. 2018.....	XXX	XXX	XXX	XXX	13,273	56,852	124,433	196,520	285,719	335,577	28,780	50,875
7. 2019.....	XXX	XXX	XXX	XXX	XXX	19,219	52,775	104,359	194,126	273,645	26,061	43,265
8. 2020.....	XXX	XXX	XXX	XXX	XXX	XXX	15,887	36,764	73,469	120,572	16,356	26,124
9. 2021.....	XXX	XXX	XXX	XXX	XXX	XXX	XXX	11,845	44,022	83,907	8,401	23,893
10. 2022.....	XXX	XXX	XXX	XXX	XXX	XXX	XXX	XXX	7,335	48,269	8,503	23,548
11. 2023.....	XXX	XXX	XXX	XXX	XXX	XXX	XXX	XXX	XXX	24,627	6,389	14,871

SCHEDULE P - PART 3H - SECTION 2 - OTHER LIABILITY - CLAIMS-MADE

1. Prior.....	000.....	288,224	453,191	620,188	670,819	738,448	760,274	781,065	785,105	803,166	2,387	
2. 2014.....	10,555	50,537	93,505	134,677	158,300	190,893	211,245	239,999	247,436	256,527	1,384	9,251
3. 2015.....	XXX	19,232	59,498	109,297	140,744	168,507	193,829	202,233	219,871	229,799	1,620	8,936
4. 2016.....	XXX	XXX	11,937	65,501	120,876	175,407	205,022	227,017	250,552	261,379	1,638	8,899
5. 2017.....	XXX	XXX	XXX	9,504	49,832	95,945	144,826	179,234	200,576	211,835	1,661	8,431
6. 2018.....	XXX	XXX	XXX	XXX	11,900	71,429	119,443	156,885	206,510	234,740	1,727	8,963
7. 2019.....	XXX	XXX	XXX	XXX	XXX	16,685	58,570	93,786	131,404	172,603	1,447	9,046
8. 2020.....	XXX	XXX	XXX	XXX	XXX	XXX	16,052	49,900	89,255	125,854	1,859	8,427
9. 2021.....	XXX	XXX	XXX	XXX	XXX	XXX	XXX	10,070	45,098	69,262	1,163	6,217
10. 2022.....	XXX	XXX	XXX	XXX	XXX	XXX	XXX	XXX	17,539	55,609	909	4,658
11. 2023.....	XXX	XXX	XXX	XXX	XXX	XXX	XXX	XXX	XXX	10,695	312	2,532

ANNUAL STATEMENT FOR THE YEAR 2023 OF THE ZURICH AMERICAN INSURANCE COMPANY
**SCHEDULE P - PART 3I - SPECIAL PROPERTY (FIRE, ALLIED LINES, INLAND MARINE,
EARTHQUAKE, BURGLARY, AND THEFT)**

Years in Which Losses Were Incurred	CUMULATIVE PAID NET LOSSES AND DEFENSE AND COST CONTAINMENT EXPENSES REPORTED AT YEAR END (\$000 OMITTED)										11 Number of Claims Closed With Loss Payment	12 Number of Claims Closed Without Loss Payment
	1	2	3	4	5	6	7	8	9	10		
	2014	2015	2016	2017	2018	2019	2020	2021	2022	2023		
1. Prior.....	XXX	XXX	XXX	XXX	XXX	XXX	XXX	000	559,540	663,307	XXX	XXX
2. 2022.....	XXX	XXX	XXX	XXX	XXX	XXX	XXX	XXX	1,186,911	1,677,107	XXX	XXX
3. 2023.....	XXX	XXX	XXX	XXX	XXX	XXX	XXX	XXX	XXX	1,170,616	XXX	XXX

SCHEDULE P - PART 3J - AUTO PHYSICAL DAMAGE

1. Prior.....	XXX	XXX	XXX	XXX	XXX	XXX	XXX	000	12,696	9,684		
2. 2022.....	XXX	XXX	XXX	XXX	XXX	XXX	XXX	XXX	62,832	87,089	23,522	20,854
3. 2023.....	XXX	XXX	XXX	XXX	XXX	XXX	XXX	XXX	XXX	96,961	18,922	17,336

SCHEDULE P - PART 3K - FIDELITY/SURETY

1. Prior.....	XXX	XXX	XXX	XXX	XXX	XXX	XXX	000	32,535	72,669	XXX	XXX
2. 2022.....	XXX	XXX	XXX	XXX	XXX	XXX	XXX	XXX	7,876	11,044	XXX	XXX
3. 2023.....	XXX	XXX	XXX	XXX	XXX	XXX	XXX	XXX	XXX	19,226	XXX	XXX

SCHEDULE P - PART 3L - OTHER (INCLUDING CREDIT, ACCIDENT AND HEALTH)

1. Prior.....	XXX	XXX	XXX	XXX	XXX	XXX	XXX	000	48,591	63,038	XXX	XXX
2. 2022.....	XXX	XXX	XXX	XXX	XXX	XXX	XXX	XXX	35,581	84,092	XXX	XXX
3. 2023.....	XXX	XXX	XXX	XXX	XXX	XXX	XXX	XXX	XXX	48,289	XXX	XXX

SCHEDULE P - PART 3M - INTERNATIONAL

1. Prior.....	000										XXX	XXX
2. 2014.....											XXX	XXX
3. 2015.....	XXX										XXX	XXX
4. 2016.....	XXX	XXX									XXX	XXX
5. 2017.....	XXX	XXX	XXX								XXX	XXX
6. 2018.....	XXX	XXX	XXX	XXX							XXX	XXX
7. 2019.....	XXX	XXX	XXX	XXX	XXX						XXX	XXX
8. 2020.....	XXX	XXX	XXX	XXX	XXX	XXX					XXX	XXX
9. 2021.....	XXX	XXX	XXX	XXX	XXX	XXX	XXX				XXX	XXX
10. 2022.....	XXX	XXX	XXX	XXX	XXX	XXX	XXX	XXX			XXX	XXX
11. 2023.....	XXX	XXX	XXX	XXX	XXX	XXX	XXX	XXX	XXX		XXX	XXX

NONE

ANNUAL STATEMENT FOR THE YEAR 2023 OF THE ZURICH AMERICAN INSURANCE COMPANY

**SCHEDULE P - PART 3N - REINSURANCE
NONPROPORTIONAL ASSUMED PROPERTY**

Years in Which Losses Were Incurred	CUMULATIVE PAID NET LOSSES AND DEFENSE AND COST CONTAINMENT EXPENSES REPORTED AT YEAR END (\$000 OMITTED)										11 Number of Claims Closed With Loss Payment	12 Number of Claims Closed Without Loss Payment
	1	2	3	4	5	6	7	8	9	10		
	2014	2015	2016	2017	2018	2019	2020	2021	2022	2023		
1. Prior.....	000.....										XXX.....	XXX.....
2. 2014.....											XXX.....	XXX.....
3. 2015.....	XXX.....										XXX.....	XXX.....
4. 2016.....	XXX.....	XXX.....									XXX.....	XXX.....
5. 2017.....	XXX.....	XXX.....	XXX.....								XXX.....	XXX.....
6. 2018.....	XXX.....	XXX.....	XXX.....	XXX.....							XXX.....	XXX.....
7. 2019.....	XXX.....	XXX.....	XXX.....	XXX.....	XXX.....						XXX.....	XXX.....
8. 2020.....	XXX.....	XXX.....	XXX.....	XXX.....	XXX.....	XXX.....					XXX.....	XXX.....
9. 2021.....	XXX.....	XXX.....	XXX.....	XXX.....	XXX.....	XXX.....	XXX.....				XXX.....	XXX.....
10. 2022.....	XXX.....	XXX.....	XXX.....	XXX.....	XXX.....	XXX.....	XXX.....	XXX.....			XXX.....	XXX.....
11. 2023.....	XXX.....	XXX.....	XXX.....	XXX.....	XXX.....	XXX.....	XXX.....	XXX.....	XXX.....		XXX.....	XXX.....

**SCHEDULE P - PART 3O - REINSURANCE
NONPROPORTIONAL ASSUMED LIABILITY**

1. Prior.....	000.....										XXX.....	XXX.....
2. 2014.....											XXX.....	XXX.....
3. 2015.....	XXX.....										XXX.....	XXX.....
4. 2016.....	XXX.....	XXX.....									XXX.....	XXX.....
5. 2017.....	XXX.....	XXX.....	XXX.....								XXX.....	XXX.....
6. 2018.....	XXX.....	XXX.....	XXX.....	XXX.....							XXX.....	XXX.....
7. 2019.....	XXX.....	XXX.....	XXX.....	XXX.....	XXX.....						XXX.....	XXX.....
8. 2020.....	XXX.....	XXX.....	XXX.....	XXX.....	XXX.....	XXX.....					XXX.....	XXX.....
9. 2021.....	XXX.....	XXX.....	XXX.....	XXX.....	XXX.....	XXX.....	XXX.....				XXX.....	XXX.....
10. 2022.....	XXX.....	XXX.....	XXX.....	XXX.....	XXX.....	XXX.....	XXX.....	XXX.....			XXX.....	XXX.....
11. 2023.....	XXX.....	XXX.....	XXX.....	XXX.....	XXX.....	XXX.....	XXX.....	XXX.....	XXX.....		XXX.....	XXX.....

**SCHEDULE P - PART 3P - REINSURANCE
NONPROPORTIONAL ASSUMED FINANCIAL LINES**

1. Prior.....	000.....										XXX.....	XXX.....
2. 2014.....											XXX.....	XXX.....
3. 2015.....	XXX.....										XXX.....	XXX.....
4. 2016.....	XXX.....	XXX.....									XXX.....	XXX.....
5. 2017.....	XXX.....	XXX.....	XXX.....								XXX.....	XXX.....
6. 2018.....	XXX.....	XXX.....	XXX.....	XXX.....							XXX.....	XXX.....
7. 2019.....	XXX.....	XXX.....	XXX.....	XXX.....	XXX.....						XXX.....	XXX.....
8. 2020.....	XXX.....	XXX.....	XXX.....	XXX.....	XXX.....	XXX.....					XXX.....	XXX.....
9. 2021.....	XXX.....	XXX.....	XXX.....	XXX.....	XXX.....	XXX.....	XXX.....				XXX.....	XXX.....
10. 2022.....	XXX.....	XXX.....	XXX.....	XXX.....	XXX.....	XXX.....	XXX.....	XXX.....			XXX.....	XXX.....
11. 2023.....	XXX.....	XXX.....	XXX.....	XXX.....	XXX.....	XXX.....	XXX.....	XXX.....	XXX.....		XXX.....	XXX.....

**ANNUAL STATEMENT FOR THE YEAR 2023 OF THE ZURICH AMERICAN INSURANCE COMPANY
SCHEDULE P - PART 3R - SECTION 1 - PRODUCTS LIABILITY - OCCURRENCE**

Years in Which Losses Were Incurred	CUMULATIVE PAID NET LOSSES AND DEFENSE AND COST CONTAINMENT EXPENSES REPORTED AT YEAR END (\$000 OMITTED)										11 Number of Claims Closed With Loss Payment	12 Number of Claims Closed Without Loss Payment
	1	2	3	4	5	6	7	8	9	10		
	2014	2015	2016	2017	2018	2019	2020	2021	2022	2023		
1. Prior.....	000.....	87,180.....	151,252.....	227,770.....	305,950.....	349,068.....	363,674.....	370,781.....	384,837.....	399,513.....	3,521.....	
2. 2014.....	1,734.....	5,986.....	6,507.....	9,312.....	10,460.....	12,526.....	14,314.....	25,258.....	29,965.....	30,512.....	758.....	4,831
3. 2015.....	XXX.....	131.....	1,842.....	18,412.....	33,890.....	38,915.....	49,701.....	54,594.....	56,787.....	62,800.....	799.....	5,379
4. 2016.....	XXX.....	XXX.....	225.....	2,493.....	6,141.....	14,041.....	18,053.....	19,904.....	22,809.....	22,994.....	613.....	4,193
5. 2017.....	XXX.....	XXX.....	XXX.....	171.....	1,833.....	5,435.....	9,012.....	10,097.....	11,339.....	12,609.....	536.....	3,818
6. 2018.....	XXX.....	XXX.....	XXX.....	XXX.....	343.....	1,062.....	2,139.....	4,317.....	15,179.....	22,757.....	546.....	3,643
7. 2019.....	XXX.....	XXX.....	XXX.....	XXX.....	XXX.....	326.....	3,130.....	10,969.....	16,296.....	18,531.....	394.....	3,523
8. 2020.....	XXX.....	XXX.....	XXX.....	XXX.....	XXX.....	XXX.....	47.....	171.....	7,046.....	9,176.....	204.....	2,344
9. 2021.....	XXX.....	XXX.....	XXX.....	XXX.....	XXX.....	XXX.....	XXX.....	52.....	4,878.....	8,846.....	157.....	1,198
10. 2022.....	XXX.....	XXX.....	XXX.....	XXX.....	XXX.....	XXX.....	XXX.....	XXX.....	3,226.....	4,597.....	114.....	605
11. 2023.....	XXX.....	XXX.....	XXX.....	XXX.....	XXX.....	XXX.....	XXX.....	XXX.....	XXX.....	4,316.....	140.....	404

SCHEDULE P - PART 3R - SECTION 2 - PRODUCTS LIABILITY - CLAIMS-MADE

1. Prior.....	000.....	743.....	1,914.....	2,320.....	5,006.....	4,955.....	5,056.....	5,056.....	5,132.....	6,008.....	37.....	
2. 2014.....	(2).....	(16).....	(30).....	(30).....	(30).....	(30).....	(30).....	(30).....	(30).....	(30).....	2.....	48
3. 2015.....	XXX.....	(1).....	(1).....	(1).....	(1).....	(1).....	(1).....	(1).....	7.....	29
4. 2016.....	XXX.....	XXX.....	(1).....	(5).....	(5).....	(5).....	(5).....	(5).....	(5).....	(5).....	2.....	50
5. 2017.....	XXX.....	XXX.....	XXX.....	(8).....	(8).....	(8).....	(8).....	(8).....	(8).....	4.....	39
6. 2018.....	XXX.....	XXX.....	XXX.....	XXX.....	35
7. 2019.....	XXX.....	XXX.....	XXX.....	XXX.....	XXX.....	3.....	8
8. 2020.....	XXX.....	XXX.....	XXX.....	XXX.....	XXX.....	XXX.....	1.....	8
9. 2021.....	XXX.....	XXX.....	XXX.....	XXX.....	XXX.....	XXX.....	XXX.....	4
10. 2022.....	XXX.....	XXX.....	XXX.....	XXX.....	XXX.....	XXX.....	XXX.....	XXX.....	5
11. 2023.....	XXX.....	XXX.....	XXX.....	XXX.....	XXX.....	XXX.....	XXX.....	XXX.....	XXX.....	3

SCHEDULE P - PART 3S - FINANCIAL GUARANTY/MORTGAGE GUARANTY

1. Prior.....	XXX.....	XXX.....	XXX.....	XXX.....	XXX.....	XXX.....	XXX.....	XXX.....	XXX.....	XXX.....	XXX.....	XXX.....
2. 2022.....	XXX.....	XXX.....	XXX.....	XXX.....	XXX.....	XXX.....	XXX.....	XXX.....	XXX.....	XXX.....	XXX.....	XXX.....
3. 2023.....	XXX.....	XXX.....	XXX.....	XXX.....	XXX.....	XXX.....	XXX.....	XXX.....	XXX.....	XXX.....	XXX.....	XXX.....

NONE

SCHEDULE P - PART 3T - WARRANTY

1. Prior.....	XXX.....	XXX.....	XXX.....	XXX.....	XXX.....	XXX.....	XXX.....	000.....	(315).....	67.....	12,574.....	
2. 2022.....	XXX.....	XXX.....	XXX.....	XXX.....	XXX.....	XXX.....	XXX.....	XXX.....	2,521.....	3,042.....	185,611.....	37,209
3. 2023.....	XXX.....	XXX.....	XXX.....	XXX.....	XXX.....	XXX.....	XXX.....	XXX.....	XXX.....	3,755.....	187,524.....	37,801

ANNUAL STATEMENT FOR THE YEAR 2023 OF THE ZURICH AMERICAN INSURANCE COMPANY

SCHEDULE P - PART 4A - HOMEOWNERS/FAROWNERS

Years in Which Losses Were Incurred	BULK AND IBNR RESERVES ON NET LOSSES AND DEFENSE AND COST CONTAINMENT EXPENSES REPORTED AT YEAR END (\$000 OMITTED)									
	1	2	3	4	5	6	7	8	9	10
	2014	2015	2016	2017	2018	2019	2020	2021	2022	2023
1. Prior.....	43	(209)	211	35	35					
2. 2014.....	(1)	(1,043)	132							
3. 2015.....	XXX	125	28							
4. 2016.....	XXX	XXX	395	16						
5. 2017.....	XXX	XXX	XXX	19	16					
6. 2018.....	XXX	XXX	XXX	XXX	94	23	1			
7. 2019.....	XXX	XXX	XXX	XXX	XXX	888	44	1		
8. 2020.....	XXX	XXX	XXX	XXX	XXX	XXX	2,448	82	19	10
9. 2021.....	XXX	XXX	XXX	XXX	XXX	XXX	XXX	1,300	1,186	(98)
10. 2022.....	XXX	XXX	XXX	XXX	XXX	XXX	XXX	XXX	14,156	931
11. 2023.....	XXX	XXX	XXX	XXX	XXX	XXX	XXX	XXX	XXX	12,177

SCHEDULE P - PART 4B - PRIVATE PASSENGER AUTO LIABILITY/MEDICAL

1. Prior.....	13	13	12	12	13	1	1	1	1	1
2. 2014.....										
3. 2015.....	XXX						(3)	(10)	(4)	(37)
4. 2016.....	XXX	XXX								
5. 2017.....	XXX	XXX	XXX	37	(2)	(2)	(1)		4	4
6. 2018.....	XXX	XXX	XXX	XXX						
7. 2019.....	XXX	XXX	XXX	XXX	XXX					
8. 2020.....	XXX	XXX	XXX	XXX	XXX	XXX				
9. 2021.....	XXX	XXX	XXX	XXX	XXX	XXX	XXX	27		
10. 2022.....	XXX	XXX	XXX	XXX	XXX	XXX	XXX	XXX	1	45
11. 2023.....	XXX	XXX	XXX	XXX	XXX	XXX	XXX	XXX	XXX	418

SCHEDULE P - PART 4C - COMMERCIAL AUTO/TRUCK LIABILITY/MEDICAL

1. Prior.....	193,072	119,056	62,770	27,181	15,313	8,865	4,656	3,544	4,457	2,342
2. 2014.....	155,006	121,021	75,159	28,176	15,871	8,254	3,362	487	857	146
3. 2015.....	XXX	209,995	139,729	65,432	33,138	12,602	10,802	7,063	4,270	972
4. 2016.....	XXX	XXX	199,684	131,078	72,960	30,559	16,646	9,037	3,428	2,215
5. 2017.....	XXX	XXX	XXX	199,076	120,117	64,700	39,700	12,931	6,210	3,926
6. 2018.....	XXX	XXX	XXX	XXX	163,251	110,743	72,072	38,019	12,903	9,503
7. 2019.....	XXX	XXX	XXX	XXX	XXX	168,797	113,019	78,664	28,874	17,326
8. 2020.....	XXX	XXX	XXX	XXX	XXX	XXX	179,403	133,230	71,722	39,370
9. 2021.....	XXX	XXX	XXX	XXX	XXX	XXX	XXX	220,490	139,331	90,246
10. 2022.....	XXX	XXX	XXX	XXX	XXX	XXX	XXX	XXX	236,443	175,518
11. 2023.....	XXX	XXX	XXX	XXX	XXX	XXX	XXX	XXX	XXX	309,482

**SCHEDULE P - PART 4D - WORKERS' COMPENSATION
(EXCLUDING EXCESS WORKERS' COMPENSATION)**

1. Prior.....	2,437,049	2,107,973	1,928,422	1,800,957	1,671,913	1,588,858	1,445,493	1,330,749	1,203,434	1,107,160
2. 2014.....	578,322	413,008	344,858	262,573	210,846	186,011	161,904	144,882	125,386	110,593
3. 2015.....	XXX	629,282	459,540	359,049	276,903	230,515	191,636	174,885	144,052	128,995
4. 2016.....	XXX	XXX	600,725	420,381	316,951	266,529	219,333	189,086	160,637	140,946
5. 2017.....	XXX	XXX	XXX	572,758	421,012	303,567	258,515	219,553	177,782	150,873
6. 2018.....	XXX	XXX	XXX	XXX	477,890	349,060	269,096	221,281	198,641	170,988
7. 2019.....	XXX	XXX	XXX	XXX	XXX	434,410	328,684	264,101	224,106	195,252
8. 2020.....	XXX	XXX	XXX	XXX	XXX	XXX	396,824	292,813	219,231	177,156
9. 2021.....	XXX	XXX	XXX	XXX	XXX	XXX	XXX	357,788	311,084	232,840
10. 2022.....	XXX	XXX	XXX	XXX	XXX	XXX	XXX	XXX	367,050	292,666
11. 2023.....	XXX	XXX	XXX	XXX	XXX	XXX	XXX	XXX	XXX	394,810

SCHEDULE P - PART 4E - COMMERCIAL MULTIPLE PERIL

1. Prior.....	220,535	158,816	132,229	109,101	73,080	58,337	41,432	37,796	25,734	10,615
2. 2014.....	64,410	35,271	23,745	16,274	9,095	6,693	5,489	4,118	3,951	1,196
3. 2015.....	XXX	69,533	40,397	42,090	18,853	11,288	9,962	8,944	7,769	4,586
4. 2016.....	XXX	XXX	62,616	52,654	35,789	19,316	11,986	9,414	9,272	5,381
5. 2017.....	XXX	XXX	XXX	115,783	62,509	42,481	29,258	20,893	12,666	7,431
6. 2018.....	XXX	XXX	XXX	XXX	73,736	41,512	31,339	22,740	15,570	6,462
7. 2019.....	XXX	XXX	XXX	XXX	XXX	54,773	30,424	22,862	14,610	6,712
8. 2020.....	XXX	XXX	XXX	XXX	XXX	XXX	95,904	34,345	18,994	7,855
9. 2021.....	XXX	XXX	XXX	XXX	XXX	XXX	XXX	63,672	31,247	13,308
10. 2022.....	XXX	XXX	XXX	XXX	XXX	XXX	XXX	XXX	86,718	39,145
11. 2023.....	XXX	XXX	XXX	XXX	XXX	XXX	XXX	XXX	XXX	64,183

ANNUAL STATEMENT FOR THE YEAR 2023 OF THE ZURICH AMERICAN INSURANCE COMPANY

SCHEDULE P - PART 4F - SECTION 1 - MEDICAL PROFESSIONAL LIABILITY - OCCURRENCE

Years in Which Losses Were Incurred	BULK AND IBNR RESERVES ON NET LOSSES AND DEFENSE AND COST CONTAINMENT EXPENSES REPORTED AT YEAR END (\$000 OMITTED)									
	1	2	3	4	5	6	7	8	9	10
	2014	2015	2016	2017	2018	2019	2020	2021	2022	2023
1. Prior.....	1,804	1,414	400	190	26	(33)	(42)	(15)	(25)	237
2. 2014.....	831	791	823	418	127	57	23	17	5	15
3. 2015.....	XXX	1,335	928	469	369	129	68	47	4	82
4. 2016.....	XXX	XXX	538	654	310	172	80	32	12	41
5. 2017.....	XXX	XXX	XXX	257	348	303	165	89	(62)	(57)
6. 2018.....	XXX	XXX	XXX	XXX	65	163	130	85	55	58
7. 2019.....	XXX	XXX	XXX	XXX	XXX	140	150	101	34	82
8. 2020.....	XXX	XXX	XXX	XXX	XXX	XXX	3	14	12	8
9. 2021.....	XXX	XXX	XXX	XXX	XXX	XXX	XXX		698	1,625
10. 2022.....	XXX	XXX	XXX	XXX	XXX	XXX	XXX	XXX		
11. 2023.....	XXX	XXX	XXX	XXX	XXX	XXX	XXX	XXX	XXX	

SCHEDULE P - PART 4F - SECTION 2 - MEDICAL PROFESSIONAL LIABILITY - CLAIMS-MADE

1. Prior.....	57,792	34,599	16,845	15,210	9,803	6,541	1,457	(635)	(63)	10,640
2. 2014.....	46,908	36,531	11,084	14,652	12,731	11,770	6,366	6,831	1,695	5,688
3. 2015.....	XXX	48,506	35,737	21,797	22,173	12,636	8,783	2,908	5,389	2,960
4. 2016.....	XXX	XXX	45,274	38,574	22,703	11,663	13,177	11,300	13,865	8,915
5. 2017.....	XXX	XXX	XXX	42,602	44,232	34,942	19,521	9,221	16,220	11,581
6. 2018.....	XXX	XXX	XXX	XXX	51,005	42,049	15,996	34,752	22,558	37,882
7. 2019.....	XXX	XXX	XXX	XXX	XXX	16,782	15,382	3,762	13,316	12,543
8. 2020.....	XXX	XXX	XXX	XXX	XXX	XXX	11,227	9,878	14,966	19,323
9. 2021.....	XXX	XXX	XXX	XXX	XXX	XXX	XXX	4,062	4,632	9,642
10. 2022.....	XXX	XXX	XXX	XXX	XXX	XXX	XXX	XXX	(148)	23
11. 2023.....	XXX	XXX	XXX	XXX	XXX	XXX	XXX	XXX	XXX	

SCHEDULE P - PART 4G - SPECIAL LIABILITY (OCEAN MARINE, AIRCRAFT (ALL PERILS), BOILER AND MACHINERY)

1. Prior.....	2,396	(349)	7	277	238	106	104	91	75	69
2. 2014.....	11,045	481	(112)	436	648	12	10	5		
3. 2015.....	XXX	9,558	535	231	470	13	11	4		
4. 2016.....	XXX	XXX	6,693	1,162	171	10	8	2	1	1
5. 2017.....	XXX	XXX	XXX	6,813	503	164	87	8	2	2
6. 2018.....	XXX	XXX	XXX	XXX	7,622	170	48	18	9	5
7. 2019.....	XXX	XXX	XXX	XXX	XXX	6,543	173	17	12	4
8. 2020.....	XXX	XXX	XXX	XXX	XXX	XXX	8,301	451	17	17
9. 2021.....	XXX	XXX	XXX	XXX	XXX	XXX	XXX	11,767	870	(628)
10. 2022.....	XXX	XXX	XXX	XXX	XXX	XXX	XXX	XXX	10,233	343
11. 2023.....	XXX	XXX	XXX	XXX	XXX	XXX	XXX	XXX	XXX	10,243

SCHEDULE P - PART 4H - SECTION 1 - OTHER LIABILITY - OCCURRENCE

1. Prior.....	2,021,339	1,630,237	1,304,438	1,068,565	841,052	595,796	519,653	548,370	565,153	593,328
2. 2014.....	527,390	461,316	350,496	234,040	171,780	132,185	107,406	93,199	69,763	45,126
3. 2015.....	XXX	602,045	483,130	343,118	249,185	186,488	159,604	112,237	91,400	64,369
4. 2016.....	XXX	XXX	499,558	419,021	332,619	243,288	217,054	159,231	97,014	73,486
5. 2017.....	XXX	XXX	XXX	442,468	381,803	294,535	258,392	209,505	122,908	85,394
6. 2018.....	XXX	XXX	XXX	XXX	350,696	296,243	286,642	212,848	145,915	116,985
7. 2019.....	XXX	XXX	XXX	XXX	XXX	282,761	278,888	211,397	144,007	102,222
8. 2020.....	XXX	XXX	XXX	XXX	XXX	XXX	275,996	240,097	198,331	131,615
9. 2021.....	XXX	XXX	XXX	XXX	XXX	XXX	XXX	268,986	229,496	176,664
10. 2022.....	XXX	XXX	XXX	XXX	XXX	XXX	XXX	XXX	329,181	246,645
11. 2023.....	XXX	XXX	XXX	XXX	XXX	XXX	XXX	XXX	XXX	381,632

SCHEDULE P - PART 4H - SECTION 2 - OTHER LIABILITY - CLAIMS-MADE

1. Prior.....	561,726	363,249	251,021	227,979	154,576	98,589	68,042	52,829	34,509	14,401
2. 2014.....	227,442	166,884	108,762	78,591	51,804	37,055	16,431	19,162	5,498	6,523
3. 2015.....	XXX	229,035	185,108	123,018	96,656	74,038	34,810	21,784	7,500	4,882
4. 2016.....	XXX	XXX	208,190	151,607	91,468	66,628	49,372	33,086	20,730	12,241
5. 2017.....	XXX	XXX	XXX	188,876	129,502	91,385	64,298	53,398	46,385	18,052
6. 2018.....	XXX	XXX	XXX	XXX	157,733	110,989	82,390	54,682	43,517	37,498
7. 2019.....	XXX	XXX	XXX	XXX	XXX	140,793	110,579	65,931	54,454	22,443
8. 2020.....	XXX	XXX	XXX	XXX	XXX	XXX	152,226	122,340	84,307	49,954
9. 2021.....	XXX	XXX	XXX	XXX	XXX	XXX	XXX	181,098	152,084	97,178
10. 2022.....	XXX	XXX	XXX	XXX	XXX	XXX	XXX	XXX	193,871	157,609
11. 2023.....	XXX	XXX	XXX	XXX	XXX	XXX	XXX	XXX	XXX	173,950

ANNUAL STATEMENT FOR THE YEAR 2023 OF THE ZURICH AMERICAN INSURANCE COMPANY
**SCHEDULE P - PART 4I - SPECIAL PROPERTY (FIRE, ALLIED LINES, INLAND MARINE,
 EARTHQUAKE, BURGLARY, AND THEFT)**

Years in Which Losses Were Incurred	BULK AND IBNR RESERVES ON NET LOSSES AND DEFENSE AND COST CONTAINMENT EXPENSES REPORTED AT YEAR END (\$000 OMITTED)									
	1	2	3	4	5	6	7	8	9	10
	2014	2015	2016	2017	2018	2019	2020	2021	2022	2023
1. Prior.....	XXX	XXX	XXX	XXX	XXX	XXX	XXX	330,822	17,717	(11,060)
2. 2022.....	XXX	XXX	XXX	XXX	XXX	XXX	XXX	XXX	481,168	43,300
3. 2023.....	XXX	XXX	XXX	XXX	XXX	XXX	XXX	XXX	XXX	297,664

SCHEDULE P - PART 4J - AUTO PHYSICAL DAMAGE

1. Prior.....	XXX	XXX	XXX	XXX	XXX	XXX	XXX	(5,348)	(1,195)	
2. 2022.....	XXX	XXX	XXX	XXX	XXX	XXX	XXX	XXX	2,666	(1,695)
3. 2023.....	XXX	XXX	XXX	XXX	XXX	XXX	XXX	XXX	XXX	4,608

SCHEDULE P - PART 4K - FIDELITY/SURETY

1. Prior.....	XXX	XXX	XXX	XXX	XXX	XXX	XXX	75,520	(5,475)	(41,303)
2. 2022.....	XXX	XXX	XXX	XXX	XXX	XXX	XXX	XXX	53,183	11,786
3. 2023.....	XXX	XXX	XXX	XXX	XXX	XXX	XXX	XXX	XXX	53,938

SCHEDULE P - PART 4L - OTHER (INCLUDING CREDIT, ACCIDENT AND HEALTH)

1. Prior.....	XXX	XXX	XXX	XXX	XXX	XXX	XXX	58,641	18,931	19,761
2. 2022.....	XXX	XXX	XXX	XXX	XXX	XXX	XXX	XXX	40,249	3,371
3. 2023.....	XXX	XXX	XXX	XXX	XXX	XXX	XXX	XXX	XXX	48,711

SCHEDULE P - PART 4M - INTERNATIONAL

1. Prior.....										
2. 2014.....										
3. 2015.....	XXX									
4. 2016.....	XXX	XXX								
5. 2017.....	XXX	XXX	XXX							
6. 2018.....	XXX	XXX	XXX	XXX						
7. 2019.....	XXX	XXX	XXX	XXX	XXX					
8. 2020.....	XXX	XXX	XXX	XXX	XXX	XXX				
9. 2021.....	XXX	XXX	XXX	XXX	XXX	XXX	XXX			
10. 2022.....	XXX	XXX	XXX	XXX	XXX	XXX	XXX	XXX		
11. 2023.....	XXX	XXX	XXX	XXX	XXX	XXX	XXX	XXX	XXX	

NONE

ANNUAL STATEMENT FOR THE YEAR 2023 OF THE ZURICH AMERICAN INSURANCE COMPANY

**SCHEDULE P - PART 4N - REINSURANCE
NONPROPORTIONAL ASSUMED PROPERTY**

Years in Which Losses Were Incurred	BULK AND IBNR RESERVES ON NET LOSSES AND DEFENSE AND COST CONTAINMENT EXPENSES REPORTED AT YEAR END (\$000 OMITTED)									
	1	2	3	4	5	6	7	8	9	10
	2014	2015	2016	2017	2018	2019	2020	2021	2022	2023
1. Prior.....										
2. 2014.....										
3. 2015.....	XXX									
4. 2016.....	XXX	XXX								
5. 2017.....	XXX	XXX	XX							
6. 2018.....	XXX	XXX	XX	XX						
7. 2019.....	XXX	XXX	XX	XXX	XXX					
8. 2020.....	XXX	XXX	XXX	XXX	XXX	XXX				
9. 2021.....	XXX	XXX	XXX	XXX	XXX	XXX	XXX			
10. 2022.....	XXX	XXX	XXX	XXX	XXX	XXX	XXX	XXX		
11. 2023.....	XXX	XXX	XXX	XXX	XXX	XXX	XXX	XXX	XXX	

NONE

**SCHEDULE P - PART 4O - REINSURANCE
NONPROPORTIONAL ASSUMED LIABILITY**

1. Prior.....										
2. 2014.....										
3. 2015.....	XXX									
4. 2016.....	XXX	XXX								
5. 2017.....	XXX	XXX	XXX							
6. 2018.....	XXX	XXX	XX	XX						
7. 2019.....	XXX	XXX	XX	XX	XX					
8. 2020.....	XXX	XXX	XX	XX	XX	XX				
9. 2021.....	XXX	XXX	XX	XXX	XXX	XXX	XXX			
10. 2022.....	XXX	XXX	XXX	XXX	XXX	XXX	XXX	XXX		
11. 2023.....	XXX	XXX	XXX	XXX	XXX	XXX	XXX	XXX	XXX	

NONE

**SCHEDULE P - PART 4P - REINSURANCE
NONPROPORTIONAL ASSUMED FINANCIAL LINES**

1. Prior.....										
2. 2014.....										
3. 2015.....	XXX									
4. 2016.....	XXX	XXX								
5. 2017.....	XXX	XXX	XXX							
6. 2018.....	XXX	XXX	XX	XX						
7. 2019.....	XXX	XXX	XX	XX	XX					
8. 2020.....	XXX	XXX	XX	XX	XX	XX				
9. 2021.....	XXX	XXX	XX	XXX	XXX	XXX	XXX			
10. 2022.....	XXX	XXX	XXX	XXX	XXX	XXX	XXX	XXX		
11. 2023.....	XXX	XXX	XXX	XXX	XXX	XXX	XXX	XXX	XXX	

NONE

ANNUAL STATEMENT FOR THE YEAR 2023 OF THE ZURICH AMERICAN INSURANCE COMPANY
SCHEDULE P - PART 4R - SECTION 1 - PRODUCTS LIABILITY - OCCURRENCE

Years in Which Losses Were Incurred	BULK AND IBNR RESERVES ON NET LOSSES AND DEFENSE AND COST CONTAINMENT EXPENSES REPORTED AT YEAR END (\$000 OMITTED)									
	1	2	3	4	5	6	7	8	9	10
	2014	2015	2016	2017	2018	2019	2020	2021	2022	2023
1. Prior.....	389,998	341,137	284,051	207,239	212,429	74,136	59,832	29,528	24,545	13,522
2. 2014.....	46,225	39,498	34,034	22,799	20,818	13,686	12,007	10,593	7,579	5,793
3. 2015.....	XXX	52,490	40,797	30,721	24,045	10,393	14,705	807	9,605	8,611
4. 2016.....	XXX	XXX	41,222	31,811	27,568	19,536	18,372	16,571	10,957	8,936
5. 2017.....	XXX	XXX	XXX	32,456	37,504	25,236	23,776	15,618	11,480	9,565
6. 2018.....	XXX	XXX	XXX	XXX	38,583	29,196	25,556	26,945	12,631	10,117
7. 2019.....	XXX	XXX	XXX	XXX	XXX	25,208	22,203	19,392	16,960	11,302
8. 2020.....	XXX	XXX	XXX	XXX	XXX	XXX	41,939	44,519	30,867	24,508
9. 2021.....	XXX	XXX	XXX	XXX	XXX	XXX	XXX	24,203	15,608	15,550
10. 2022.....	XXX	XXX	XXX	XXX	XXX	XXX	XXX	XXX	13,729	7,741
11. 2023	XXX	XXX	XXX	XXX	XXX	XXX	XXX	XXX	XXX	16,663

SCHEDULE P - PART 4R - SECTION 2 - PRODUCTS LIABILITY - CLAIMS-MADE

1. Prior.....	7,549	4,831	3,633	(1,986)	4,507	1,498	493	32	141	105
2. 2014.....	1,373	1,364	935	729	295	333	(95)	30	5	22
3. 2015.....	XXX	553	947	1,134	(363)	213	(76)	31	32	35
4. 2016.....	XXX	XXX	1,153	4,885	1,261	739	360	385	174	165
5. 2017.....	XXX	XXX	XXX	422	1,065	820	626	495	371	247
6. 2018.....	XXX	XXX	XXX	XXX	447	465	447	422	208	200
7. 2019.....	XXX	XXX	XXX	XXX	XXX	(22)	194	144	147	65
8. 2020.....	XXX	XXX	XXX	XXX	XXX	XXX	64	61	42	43
9. 2021.....	XXX	XXX	XXX	XXX	XXX	XXX	XXX	(27)	24	61
10. 2022.....	XXX	XXX	XXX	XXX	XXX	XXX	XXX	XXX	211	82
11. 2023	XXX	XXX	XXX	XXX	XXX	XXX	XXX	XXX	XXX	197

SCHEDULE P - PART 4S - FINANCIAL GUARANTY/MORTGAGE GUARANTY

1. Prior.....	XXX	XXX	XXX	XXX	XXX	XXX	XXX	XXX	XXX	XXX
2. 2022.....	XXX	XXX	XXX	XXX	XXX	XXX	XXX	XXX	XXX	XXX
3. 2023	XXX	XXX	XXX	XXX	XXX	XXX	XXX	XXX	XXX	XXX

NONE

SCHEDULE P - PART 4T - WARRANTY

1. Prior.....	XXX	XXX	XXX	XXX	XXX	XXX	XXX	15,072	12,393	10,093
2. 2022.....	XXX	XXX	XXX	XXX	XXX	XXX	XXX	XXX	1,870	1,377
3. 2023	XXX	XXX	XXX	XXX	XXX	XXX	XXX	XXX	XXX	3,180

ANNUAL STATEMENT FOR THE YEAR 2023 OF THE ZURICH AMERICAN INSURANCE COMPANY

SCHEDULE P - PART 5A - HOMEOWNERS/FARMOWNERS

SECTION 1

Years in Which Premiums Were Earned and Losses Were Incurred	CUMULATIVE NUMBER OF CLAIMS CLOSED WITH LOSS PAYMENT DIRECT AND ASSUMED AT YEAR END									
	1	2	3	4	5	6	7	8	9	10
	2014	2015	2016	2017	2018	2019	2020	2021	2022	2023
1. Prior.....										
2. 2014.....										
3. 2015.....	XXX									
4. 2016.....	XXX	XXX								
5. 2017.....	XXX	XXX	XXX							
6. 2018.....	XXX	XXX	XXX	XXX	4	7	7	7	7	7
7. 2019.....	XXX	XXX	XXX	XXX	XXX	294	540	540	540	540
8. 2020.....	XXX	XXX	XXX	XXX	XXX	XXX	1,163	1,914	2,022	2,063
9. 2021.....	XXX	XXX	XXX	XXX	XXX	XXX	XXX	2,257	3,989	4,140
10. 2022.....	XXX	XXX	XXX	XXX	XXX	XXX	XXX	XXX	1,630	2,953
11. 2023	XXX	XXX	XXX	XXX	XXX	XXX	XXX	XXX	XXX	2,492

SECTION 2

Years in Which Premiums Were Earned and Losses Were Incurred	NUMBER OF CLAIMS OUTSTANDING DIRECT AND ASSUMED AT YEAR END									
	1	2	3	4	5	6	7	8	9	10
	2014	2015	2016	2017	2018	2019	2020	2021	2022	2023
1. Prior.....										
2. 2014.....										
3. 2015.....	XXX	1								
4. 2016.....	XXX	XXX								
5. 2017.....	XXX	XXX	XXX							
6. 2018.....	XXX	XXX	XXX	XXX						
7. 2019.....	XXX	XXX	XXX	XXX	XXX	160	40			
8. 2020.....	XXX	XXX	XXX	XXX	XXX	XXX	614	94	42	22
9. 2021.....	XXX	XXX	XXX	XXX	XXX	XXX	XXX	1,619	200	102
10. 2022.....	XXX	XXX	XXX	XXX	XXX	XXX	XXX	XXX	932	91
11. 2023	XXX	XXX	XXX	XXX	XXX	XXX	XXX	XXX	XXX	899

SECTION 3

Years in Which Premiums Were Earned and Losses Were Incurred	CUMULATIVE NUMBER OF CLAIMS REPORTED DIRECT AND ASSUMED AT YEAR END									
	1	2	3	4	5	6	7	8	9	10
	2014	2015	2016	2017	2018	2019	2020	2021	2022	2023
1. Prior.....	1									
2. 2014.....										
3. 2015.....	XXX	1								
4. 2016.....	XXX	XXX								
5. 2017.....	XXX	XXX	XXX							
6. 2018.....	XXX	XXX	XXX	XXX	4	11	11	11	11	11
7. 2019.....	XXX	XXX	XXX	XXX	XXX	737	1,030	990	990	990
8. 2020.....	XXX	XXX	XXX	XXX	XXX	XXX	2,654	3,344	3,445	3,484
9. 2021.....	XXX	XXX	XXX	XXX	XXX	XXX	XXX	5,624	6,787	6,920
10. 2022.....	XXX	XXX	XXX	XXX	XXX	XXX	XXX	XXX	3,740	4,721
11. 2023	XXX	XXX	XXX	XXX	XXX	XXX	XXX	XXX	XXX	4,940

**ANNUAL STATEMENT FOR THE YEAR 2023 OF THE ZURICH AMERICAN INSURANCE COMPANY
SCHEDULE P - PART 5B - PRIVATE PASSENGER AUTO LIABILITY/MEDICAL
SECTION 1**

Years in Which Premiums Were Earned and Losses Were Incurred	CUMULATIVE NUMBER OF CLAIMS CLOSED WITH LOSS PAYMENT DIRECT AND ASSUMED AT YEAR END									
	1	2	3	4	5	6	7	8	9	10
	2014	2015	2016	2017	2018	2019	2020	2021	2022	2023
1. Prior.....		1					2			
2. 2014.....										
3. 2015.....	XXX									
4. 2016.....	XXX	XXX								
5. 2017.....	XXX	XXX	XXX	5	7	7	7	7	7	7
6. 2018.....	XXX	XXX	XXX	XXX						
7. 2019.....	XXX	XXX	XXX	XXX	XXX					
8. 2020.....	XXX	XXX	XXX	XXX	XXX	XXX				
9. 2021.....	XXX	XXX	XXX	XXX	XXX	XXX	XXX			
10. 2022.....	XXX	XXX	XXX	XXX	XXX	XXX	XXX	XXX	1	1
11. 2023	XXX	XXX	XXX	XXX	XXX	XXX	XXX	XXX	XXX	1

SECTION 2

Years in Which Premiums Were Earned and Losses Were Incurred	NUMBER OF CLAIMS OUTSTANDING DIRECT AND ASSUMED AT YEAR END									
	1	2	3	4	5	6	7	8	9	10
	2014	2015	2016	2017	2018	2019	2020	2021	2022	2023
1. Prior.....	2	2	2	2	2	2	2	2	2	2
2. 2014.....										
3. 2015.....	XXX									
4. 2016.....	XXX	XXX								
5. 2017.....	XXX	XXX	XXX	3						
6. 2018.....	XXX	XXX	XXX	XXX						
7. 2019.....	XXX	XXX	XXX	XXX	XXX					
8. 2020.....	XXX	XXX	XXX	XXX	XXX	XXX				
9. 2021.....	XXX	XXX	XXX	XXX	XXX	XXX	XXX			
10. 2022.....	XXX	XXX	XXX	XXX	XXX	XXX	XXX	XXX		
11. 2023	XXX	XXX	XXX	XXX	XXX	XXX	XXX	XXX	XXX	

SECTION 3

Years in Which Premiums Were Earned and Losses Were Incurred	CUMULATIVE NUMBER OF CLAIMS REPORTED DIRECT AND ASSUMED AT YEAR END									
	1	2	3	4	5	6	7	8	9	10
	2014	2015	2016	2017	2018	2019	2020	2021	2022	2023
1. Prior.....		1	1				2			
2. 2014.....										
3. 2015.....	XXX									
4. 2016.....	XXX	XXX		1	1	1	1	1	1	1
5. 2017.....	XXX	XXX	XXX	10	10	10	10	10	10	10
6. 2018.....	XXX	XXX	XXX	XXX						
7. 2019.....	XXX	XXX	XXX	XXX	XXX					
8. 2020.....	XXX	XXX	XXX	XXX	XXX	XXX				
9. 2021.....	XXX	XXX	XXX	XXX	XXX	XXX	XXX			
10. 2022.....	XXX	XXX	XXX	XXX	XXX	XXX	XXX	XXX	1	1
11. 2023	XXX	XXX	XXX	XXX	XXX	XXX	XXX	XXX	XXX	1

ANNUAL STATEMENT FOR THE YEAR 2023 OF THE ZURICH AMERICAN INSURANCE COMPANY
SCHEDULE P - PART 5C - COMMERCIAL AUTO/TRUCK LIABILITY/MEDICAL
SECTION 1

Years in Which Premiums Were Earned and Losses Were Incurred	CUMULATIVE NUMBER OF CLAIMS CLOSED WITH LOSS PAYMENT DIRECT AND ASSUMED AT YEAR END									
	1	2	3	4	5	6	7	8	9	10
	2014	2015	2016	2017	2018	2019	2020	2021	2022	2023
1. Prior.....	18,680	6,158	3,060	1,796	631	749	1,166	104	120	39
2. 2014.....	23,024	34,383	37,421	39,013	39,771	40,114	40,567	40,635	40,779	40,815
3. 2015.....	XXX	24,758	37,286	40,881	42,395	43,279	43,836	44,001	44,203	44,281
4. 2016.....	XXX	XXX	25,031	38,919	42,430	44,445	45,511	45,966	46,401	46,540
5. 2017.....	XXX	XXX	XXX	26,003	41,116	46,002	48,184	49,690	50,710	51,151
6. 2018.....	XXX	XXX	XXX	XXX	27,355	43,778	47,954	50,772	52,599	53,491
7. 2019.....	XXX	XXX	XXX	XXX	XXX	20,391	31,100	33,682	35,448	36,529
8. 2020.....	XXX	XXX	XXX	XXX	XXX	XXX	13,141	20,285	22,706	23,959
9. 2021.....	XXX	XXX	XXX	XXX	XXX	XXX	XXX	14,390	24,748	27,589
10. 2022.....	XXX	XXX	XXX	XXX	XXX	XXX	XXX	XXX	16,657	27,833
11. 2023.....	XXX	XXX	XXX	XXX	XXX	XXX	XXX	XXX	XXX	15,834

SECTION 2

Years in Which Premiums Were Earned and Losses Were Incurred	NUMBER OF CLAIMS OUTSTANDING DIRECT AND ASSUMED AT YEAR END									
	1	2	3	4	5	6	7	8	9	10
	2014	2015	2016	2017	2018	2019	2020	2021	2022	2023
1. Prior.....	12,838	7,101	4,126	2,305	1,732	1,302	874	727	587	559
2. 2014.....	15,386	5,798	3,012	1,610	852	535	356	311	140	103
3. 2015.....	XXX	16,996	6,238	3,226	1,897	1,019	654	479	186	136
4. 2016.....	XXX	XXX	17,941	6,781	4,328	2,496	1,478	1,228	405	240
5. 2017.....	XXX	XXX	XXX	19,750	9,502	5,571	3,735	2,510	884	386
6. 2018.....	XXX	XXX	XXX	XXX	21,620	9,409	6,764	4,451	1,988	1,003
7. 2019.....	XXX	XXX	XXX	XXX	XXX	14,591	6,295	4,645	2,353	1,081
8. 2020.....	XXX	XXX	XXX	XXX	XXX	XXX	10,451	4,776	2,869	1,557
9. 2021.....	XXX	XXX	XXX	XXX	XXX	XXX	XXX	12,822	5,398	3,135
10. 2022.....	XXX	XXX	XXX	XXX	XXX	XXX	XXX	XXX	14,314	6,085
11. 2023.....	XXX	XXX	XXX	XXX	XXX	XXX	XXX	XXX	XXX	14,060

SECTION 3

Years in Which Premiums Were Earned and Losses Were Incurred	CUMULATIVE NUMBER OF CLAIMS REPORTED DIRECT AND ASSUMED AT YEAR END									
	1	2	3	4	5	6	7	8	9	10
	2014	2015	2016	2017	2018	2019	2020	2021	2022	2023
1. Prior.....	11,344	2,628	1,109	568	281	620	1,313	92	70	33
2. 2014.....	59,515	68,000	69,467	70,157	70,360	70,468	70,894	70,947	70,961	70,967
3. 2015.....	XXX	67,113	76,737	78,604	79,227	79,472	79,826	79,881	79,910	79,953
4. 2016.....	XXX	XXX	69,342	81,779	84,170	85,009	85,404	85,844	85,913	85,955
5. 2017.....	XXX	XXX	XXX	80,269	94,085	96,819	98,114	99,167	99,415	99,536
6. 2018.....	XXX	XXX	XXX	XXX	75,413	88,915	92,152	94,224	94,839	95,091
7. 2019.....	XXX	XXX	XXX	XXX	XXX	56,500	65,676	67,819	68,510	68,766
8. 2020.....	XXX	XXX	XXX	XXX	XXX	XXX	38,431	45,126	46,916	47,497
9. 2021.....	XXX	XXX	XXX	XXX	XXX	XXX	XXX	43,085	53,058	55,093
10. 2022.....	XXX	XXX	XXX	XXX	XXX	XXX	XXX	XXX	48,801	59,944
11. 2023.....	XXX	XXX	XXX	XXX	XXX	XXX	XXX	XXX	XXX	49,061

ANNUAL STATEMENT FOR THE YEAR 2023 OF THE ZURICH AMERICAN INSURANCE COMPANY

**SCHEDULE P - PART 5D - WORKERS' COMPENSATION
(EXCLUDING EXCESS WORKERS' COMPENSATION)**

SECTION 1

Years in Which Premiums Were Earned and Losses Were Incurred	CUMULATIVE NUMBER OF CLAIMS CLOSED WITH LOSS PAYMENT DIRECT AND ASSUMED AT YEAR END									
	1	2	3	4	5	6	7	8	9	10
	2014	2015	2016	2017	2018	2019	2020	2021	2022	2023
1. Prior.....	77,025	25,862	15,662	10,478	7,265	5,749	3,841	4,120	2,672	2,289
2. 2014.....	104,190	158,082	168,748	174,206	177,083	178,790	179,740	180,414	180,974	181,308
3. 2015.....	XXX	109,305	166,434	178,152	183,910	187,118	188,837	189,935	190,683	191,203
4. 2016.....	XXX	XXX	110,454	168,943	180,707	186,492	189,451	191,027	192,158	192,871
5. 2017.....	XXX	XXX	XXX	108,796	167,088	178,798	183,941	186,668	188,380	189,434
6. 2018.....	XXX	XXX	XXX	XXX	109,877	169,332	181,436	186,927	189,960	191,812
7. 2019.....	XXX	XXX	XXX	XXX	XXX	110,826	169,654	181,446	187,397	190,731
8. 2020.....	XXX	XXX	XXX	XXX	XXX	XXX	85,363	137,540	148,004	153,147
9. 2021.....	XXX	XXX	XXX	XXX	XXX	XXX	XXX	99,266	159,171	170,981
10. 2022.....	XXX	XXX	XXX	XXX	XXX	XXX	XXX	XXX	93,062	147,659
11. 2023	XXX	XXX	XXX	XXX	XXX	XXX	XXX	XXX	XXX	90,216

SECTION 2

Years in Which Premiums Were Earned and Losses Were Incurred	NUMBER OF CLAIMS OUTSTANDING DIRECT AND ASSUMED AT YEAR END									
	1	2	3	4	5	6	7	8	9	10
	2014	2015	2016	2017	2018	2019	2020	2021	2022	2023
1. Prior.....	63,357	44,359	32,660	25,930	21,232	17,951	15,564	13,783	12,393	11,459
2. 2014.....	57,827	18,568	10,264	5,984	3,845	2,648	1,991	1,511	1,203	1,021
3. 2015.....	XXX	63,183	20,181	10,957	6,469	4,056	2,923	2,207	1,675	1,314
4. 2016.....	XXX	XXX	63,509	20,083	10,772	6,346	4,061	2,893	2,100	1,625
5. 2017.....	XXX	XXX	XXX	63,414	19,447	10,105	6,030	4,000	2,791	2,020
6. 2018.....	XXX	XXX	XXX	XXX	60,573	19,908	10,970	6,749	4,406	3,053
7. 2019.....	XXX	XXX	XXX	XXX	XXX	61,148	20,649	11,533	6,890	4,361
8. 2020.....	XXX	XXX	XXX	XXX	XXX	XXX	56,286	18,446	10,179	6,080
9. 2021.....	XXX	XXX	XXX	XXX	XXX	XXX	XXX	63,871	21,577	12,269
10. 2022.....	XXX	XXX	XXX	XXX	XXX	XXX	XXX	XXX	60,443	22,787
11. 2023	XXX	XXX	XXX	XXX	XXX	XXX	XXX	XXX	XXX	58,916

SECTION 3

Years in Which Premiums Were Earned and Losses Were Incurred	CUMULATIVE NUMBER OF CLAIMS REPORTED DIRECT AND ASSUMED AT YEAR END									
	1	2	3	4	5	6	7	8	9	10
	2014	2015	2016	2017	2018	2019	2020	2021	2022	2023
1. Prior.....	34,136	9,271	5,754	5,892	4,325	3,077	1,939	2,905	1,796	1,757
2. 2014.....	192,903	216,531	219,963	221,883	223,079	223,709	224,124	224,364	224,659	224,854
3. 2015.....	XXX	205,708	229,400	232,889	234,625	235,627	236,407	236,873	237,161	237,358
4. 2016.....	XXX	XXX	206,863	231,881	235,313	237,103	238,098	238,621	239,059	239,344
5. 2017.....	XXX	XXX	XXX	205,461	230,220	233,523	235,082	235,937	236,591	236,947
6. 2018.....	XXX	XXX	XXX	XXX	203,816	232,744	237,010	238,709	239,684	240,348
7. 2019.....	XXX	XXX	XXX	XXX	XXX	204,542	233,091	236,626	238,377	239,408
8. 2020.....	XXX	XXX	XXX	XXX	XXX	XXX	173,051	202,401	205,697	207,149
9. 2021.....	XXX	XXX	XXX	XXX	XXX	XXX	XXX	199,270	231,493	235,016
10. 2022.....	XXX	XXX	XXX	XXX	XXX	XXX	XXX	XXX	192,970	222,741
11. 2023	XXX	XXX	XXX	XXX	XXX	XXX	XXX	XXX	XXX	183,617

ANNUAL STATEMENT FOR THE YEAR 2023 OF THE ZURICH AMERICAN INSURANCE COMPANY
SCHEDULE P - PART 5E - COMMERCIAL MULTIPLE PERIL
SECTION 1

Years in Which Premiums Were Earned and Losses Were Incurred	CUMULATIVE NUMBER OF CLAIMS CLOSED WITH LOSS PAYMENT DIRECT AND ASSUMED AT YEAR END									
	1	2	3	4	5	6	7	8	9	10
	2014	2015	2016	2017	2018	2019	2020	2021	2022	2023
1. Prior.....	7,903	3,235	1,768	1,841	768	548	283	120	113	91
2. 2014.....	5,411	7,421	7,920	8,413	8,647	8,762	8,817	8,838	8,859	8,878
3. 2015.....	XXX	3,724	5,581	6,158	6,580	6,829	6,939	6,984	7,009	7,029
4. 2016.....	XXX	XXX	3,171	4,828	5,370	5,757	5,925	6,014	6,078	6,110
5. 2017.....	XXX	XXX	XXX	3,228	5,139	5,793	6,132	6,317	6,464	6,540
6. 2018.....	XXX	XXX	XXX	XXX	3,420	5,356	5,894	6,229	6,476	6,583
7. 2019.....	XXX	XXX	XXX	XXX	XXX	2,868	4,550	5,009	5,330	5,556
8. 2020.....	XXX	XXX	XXX	XXX	XXX	XXX	2,356	3,871	4,443	4,701
9. 2021.....	XXX	XXX	XXX	XXX	XXX	XXX	XXX	1,907	3,484	4,008
10. 2022.....	XXX	XXX	XXX	XXX	XXX	XXX	XXX	XXX	1,297	2,616
11. 2023.....	XXX	XXX	XXX	XXX	XXX	XXX	XXX	XXX	XXX	1,179

SECTION 2

Years in Which Premiums Were Earned and Losses Were Incurred	NUMBER OF CLAIMS OUTSTANDING DIRECT AND ASSUMED AT YEAR END									
	1	2	3	4	5	6	7	8	9	10
	2014	2015	2016	2017	2018	2019	2020	2021	2022	2023
1. Prior.....	10,519	6,963	5,012	2,640	1,785	1,130	753	625	659	608
2. 2014.....	4,456	1,596	1,206	562	287	164	102	78	53	31
3. 2015.....	XXX	4,207	1,548	990	546	269	142	96	69	49
4. 2016.....	XXX	XXX	3,429	1,231	835	463	256	163	91	61
5. 2017.....	XXX	XXX	XXX	4,040	1,371	822	483	325	184	105
6. 2018.....	XXX	XXX	XXX	XXX	3,739	1,345	849	524	249	141
7. 2019.....	XXX	XXX	XXX	XXX	XXX	3,325	1,139	780	458	231
8. 2020.....	XXX	XXX	XXX	XXX	XXX	XXX	2,942	1,135	570	341
9. 2021.....	XXX	XXX	XXX	XXX	XXX	XXX	XXX	2,739	1,062	638
10. 2022.....	XXX	XXX	XXX	XXX	XXX	XXX	XXX	XXX	2,298	1,057
11. 2023.....	XXX	XXX	XXX	XXX	XXX	XXX	XXX	XXX	XXX	1,783

SECTION 3

Years in Which Premiums Were Earned and Losses Were Incurred	CUMULATIVE NUMBER OF CLAIMS REPORTED DIRECT AND ASSUMED AT YEAR END									
	1	2	3	4	5	6	7	8	9	10
	2014	2015	2016	2017	2018	2019	2020	2021	2022	2023
1. Prior.....	8,521	4,129	2,547	1,414	842	488	304	215	292	131
2. 2014.....	17,466	19,466	20,022	20,209	20,266	20,305	20,322	20,335	20,343	20,349
3. 2015.....	XXX	16,615	18,416	18,898	19,089	19,160	19,189	19,212	19,229	19,240
4. 2016.....	XXX	XXX	14,354	16,000	16,475	16,650	16,707	16,738	16,757	16,771
5. 2017.....	XXX	XXX	XXX	14,442	16,149	16,626	16,774	16,869	16,908	16,929
6. 2018.....	XXX	XXX	XXX	XXX	14,049	15,970	16,396	16,555	16,614	16,646
7. 2019.....	XXX	XXX	XXX	XXX	XXX	12,716	14,316	14,752	14,898	14,964
8. 2020.....	XXX	XXX	XXX	XXX	XXX	XXX	10,393	11,705	12,028	12,169
9. 2021.....	XXX	XXX	XXX	XXX	XXX	XXX	XXX	6,968	8,084	8,432
10. 2022.....	XXX	XXX	XXX	XXX	XXX	XXX	XXX	XXX	5,328	6,651
11. 2023.....	XXX	XXX	XXX	XXX	XXX	XXX	XXX	XXX	XXX	4,443

**ANNUAL STATEMENT FOR THE YEAR 2023 OF THE ZURICH AMERICAN INSURANCE COMPANY
SCHEDULE P - PART 5F - MEDICAL PROFESSIONAL LIABILITY - OCCURRENCE**

SECTION 1A

Years in Which Premiums Were Earned and Losses Were Incurred	CUMULATIVE NUMBER OF CLAIMS CLOSED WITH LOSS PAYMENT DIRECT AND ASSUMED AT YEAR END									
	1	2	3	4	5	6	7	8	9	10
	2014	2015	2016	2017	2018	2019	2020	2021	2022	2023
1. Prior.....	20	16	17	14	1	2			1	
2. 2014.....	1	2	3	5	6	7	7	7	7	7
3. 2015.....	XXX		2	2	2	3	3	3	4	4
4. 2016.....	XXX	XXX								
5. 2017.....	XXX	XXX	XXX				1	1	2	2
6. 2018.....	XXX	XXX	XXX	XXX						
7. 2019.....	XXX	XXX	XXX	XXX	XXX					
8. 2020.....	XXX	XXX	XXX	XXX	XXX	XXX				
9. 2021.....	XXX	XXX	XXX	XXX	XXX	XXX	XXX			
10. 2022.....	XXX	XXX	XXX	XXX	XXX	XXX	XXX	XXX		
11. 2023	XXX	XXX	XXX	XXX	XXX	XXX	XXX	XXX	XXX	

SECTION 2A

Years in Which Premiums Were Earned and Losses Were Incurred	NUMBER OF CLAIMS OUTSTANDING DIRECT AND ASSUMED AT YEAR END									
	1	2	3	4	5	6	7	8	9	10
	2014	2015	2016	2017	2018	2019	2020	2021	2022	2023
1. Prior.....	68	46	20	12	3		2	3		
2. 2014.....	10	5	5	2	2					
3. 2015.....	XXX	3	5	5	2		1	1		
4. 2016.....	XXX	XXX	7							1
5. 2017.....	XXX	XXX	XXX		6	2	2	1		
6. 2018.....	XXX	XXX	XXX	XXX	13		2		1	
7. 2019.....	XXX	XXX	XXX	XXX	XXX					1
8. 2020.....	XXX	XXX	XXX	XXX	XXX	XXX				
9. 2021.....	XXX	XXX	XXX	XXX	XXX	XXX	XXX	1		
10. 2022.....	XXX	XXX	XXX	XXX	XXX	XXX	XXX	XXX		
11. 2023	XXX	XXX	XXX	XXX	XXX	XXX	XXX	XXX	XXX	

SECTION 3A

Years in Which Premiums Were Earned and Losses Were Incurred	CUMULATIVE NUMBER OF CLAIMS REPORTED DIRECT AND ASSUMED AT YEAR END									
	1	2	3	4	5	6	7	8	9	10
	2014	2015	2016	2017	2018	2019	2020	2021	2022	2023
1. Prior.....	31	13	1	15	(4)		2	1	(1)	
2. 2014.....	23	27	29	32	33	33	33	33	33	33
3. 2015.....	XXX	8	12	15	12	13	14	14	14	14
4. 2016.....	XXX	XXX	8	1	7	7	8	8	8	9
5. 2017.....	XXX	XXX	XXX		33	30	31	30	30	30
6. 2018.....	XXX	XXX	XXX	XXX	22	12	15	14	15	15
7. 2019.....	XXX	XXX	XXX	XXX	XXX	1	1	1	3	4
8. 2020.....	XXX	XXX	XXX	XXX	XXX	XXX			1	1
9. 2021.....	XXX	XXX	XXX	XXX	XXX	XXX	XXX	1	1	1
10. 2022.....	XXX	XXX	XXX	XXX	XXX	XXX	XXX	XXX		
11. 2023	XXX	XXX	XXX	XXX	XXX	XXX	XXX	XXX	XXX	

ANNUAL STATEMENT FOR THE YEAR 2023 OF THE ZURICH AMERICAN INSURANCE COMPANY
SCHEDULE P - PART 5F - MEDICAL PROFESSIONAL LIABILITY - CLAIMS-MADE
SECTION 1B

Years in Which Premiums Were Earned and Losses Were Incurred	CUMULATIVE NUMBER OF CLAIMS CLOSED WITH LOSS PAYMENT DIRECT AND ASSUMED AT YEAR END									
	1	2	3	4	5	6	7	8	9	10
	2014	2015	2016	2017	2018	2019	2020	2021	2022	2023
1. Prior.....	138	143	97	122	139	49	39	14	6	5
2. 2014.....	1	15	32	49	74	88	107	110	115	119
3. 2015.....	XXX	6	27	54	80	97	116	128	133	142
4. 2016.....	XXX	XXX	3	21	47	67	91	109	119	122
5. 2017.....	XXX	XXX	XXX	7	30	40	59	80	91	105
6. 2018.....	XXX	XXX	XXX	XXX	2	14	30	42	64	80
7. 2019.....	XXX	XXX	XXX	XXX	XXX	3	16	32	48	64
8. 2020.....	XXX	XXX	XXX	XXX	XXX	XXX	3	8	15	23
9. 2021.....	XXX	XXX	XXX	XXX	XXX	XXX	XXX	XXX	1	3
10. 2022.....	XXX	XXX	XXX	XXX	XXX	XXX	XXX	XXX	XXX	XXX
11. 2023	XXX	XXX	XXX	XXX	XXX	XXX	XXX	XXX	XXX	XXX

SECTION 2B

Years in Which Premiums Were Earned and Losses Were Incurred	NUMBER OF CLAIMS OUTSTANDING DIRECT AND ASSUMED AT YEAR END									
	1	2	3	4	5	6	7	8	9	10
	2014	2015	2016	2017	2018	2019	2020	2021	2022	2023
1. Prior.....	1,450	1,059	779	507	268	179	143	115	85	123
2. 2014.....	743	271	275	203	122	90	55	52	45	33
3. 2015.....	XXX	681	355	267	248	208	142	91	81	56
4. 2016.....	XXX	XXX	691	294	318	260	179	130	104	94
5. 2017.....	XXX	XXX	XXX	693	352	355	262	189	150	136
6. 2018.....	XXX	XXX	XXX	XXX	1,236	352	370	271	197	173
7. 2019.....	XXX	XXX	XXX	XXX	XXX	737	335	251	193	156
8. 2020.....	XXX	XXX	XXX	XXX	XXX	XXX	830	308	226	190
9. 2021.....	XXX	XXX	XXX	XXX	XXX	XXX	XXX	336	216	200
10. 2022.....	XXX	XXX	XXX	XXX	XXX	XXX	XXX	XXX	2	2
11. 2023	XXX	XXX	XXX	XXX	XXX	XXX	XXX	XXX	XXX	XXX

SECTION 3B

Years in Which Premiums Were Earned and Losses Were Incurred	CUMULATIVE NUMBER OF CLAIMS REPORTED DIRECT AND ASSUMED AT YEAR END									
	1	2	3	4	5	6	7	8	9	10
	2014	2015	2016	2017	2018	2019	2020	2021	2022	2023
1. Prior.....	1,351	680	261	110	230	74	63	34	19	71
2. 2014.....	1,710	2,265	2,571	2,718	2,811	2,865	2,880	2,902	2,913	2,924
3. 2015.....	XXX	1,724	2,355	2,671	2,894	3,001	3,034	3,051	3,075	3,094
4. 2016.....	XXX	XXX	1,551	2,160	2,531	2,650	2,714	2,756	2,774	2,805
5. 2017.....	XXX	XXX	XXX	1,698	2,610	2,955	3,071	3,107	3,136	3,173
6. 2018.....	XXX	XXX	XXX	XXX	3,234	4,109	4,420	4,505	4,538	4,587
7. 2019.....	XXX	XXX	XXX	XXX	XXX	2,056	2,685	2,859	2,930	2,958
8. 2020.....	XXX	XXX	XXX	XXX	XXX	XXX	1,638	2,040	2,102	2,138
9. 2021.....	XXX	XXX	XXX	XXX	XXX	XXX	XXX	651	658	673
10. 2022.....	XXX	XXX	XXX	XXX	XXX	XXX	XXX	XXX	4	5
11. 2023	XXX	XXX	XXX	XXX	XXX	XXX	XXX	XXX	XXX	1

**ANNUAL STATEMENT FOR THE YEAR 2023 OF THE ZURICH AMERICAN INSURANCE COMPANY
SCHEDULE P - PART 5H - OTHER LIABILITY - OCCURRENCE**

SECTION 1A

Years in Which Premiums Were Earned and Losses Were Incurred	CUMULATIVE NUMBER OF CLAIMS CLOSED WITH LOSS PAYMENT DIRECT AND ASSUMED AT YEAR END									
	1	2	3	4	5	6	7	8	9	10
	2014	2015	2016	2017	2018	2019	2020	2021	2022	2023
1. Prior.....	12,372	6,259	4,409	2,879	1,808	1,362	1,453	448	334	315
2. 2014.....	11,687	17,731	19,697	20,981	21,859	22,340	22,642	22,778	22,887	22,963
3. 2015.....	XXX	12,310	18,831	20,841	22,211	23,159	23,625	23,847	24,011	24,117
4. 2016.....	XXX	XXX	13,762	26,581	28,579	29,784	30,506	30,952	31,271	31,461
5. 2017.....	XXX	XXX	XXX	20,644	28,095	29,969	31,103	31,827	32,379	32,709
6. 2018.....	XXX	XXX	XXX	XXX	17,077	24,550	26,176	27,388	28,276	28,780
7. 2019.....	XXX	XXX	XXX	XXX	XXX	15,832	22,664	24,200	25,321	26,061
8. 2020.....	XXX	XXX	XXX	XXX	XXX	XXX	11,683	14,538	15,597	16,356
9. 2021.....	XXX	XXX	XXX	XXX	XXX	XXX	XXX	4,154	7,274	8,401
10. 2022.....	XXX	XXX	XXX	XXX	XXX	XXX	XXX	XXX	5,061	8,503
11. 2023.....	XXX	XXX	XXX	XXX	XXX	XXX	XXX	XXX	XXX	6,389

SECTION 2A

Years in Which Premiums Were Earned and Losses Were Incurred	NUMBER OF CLAIMS OUTSTANDING DIRECT AND ASSUMED AT YEAR END									
	1	2	3	4	5	6	7	8	9	10
	2014	2015	2016	2017	2018	2019	2020	2021	2022	2023
1. Prior.....	24,443	18,001	12,076	8,362	6,160	4,647	3,930	3,465	3,173	2,937
2. 2014.....	13,789	6,623	4,506	2,853	1,632	1,013	715	536	411	309
3. 2015.....	XXX	14,040	6,630	4,665	2,911	1,699	1,085	824	571	410
4. 2016.....	XXX	XXX	12,870	6,103	4,133	2,721	1,832	1,274	786	487
5. 2017.....	XXX	XXX	XXX	13,288	6,246	4,579	3,381	2,429	1,527	1,003
6. 2018.....	XXX	XXX	XXX	XXX	12,659	6,070	4,889	3,447	2,112	1,410
7. 2019.....	XXX	XXX	XXX	XXX	XXX	11,767	5,922	4,597	3,203	2,143
8. 2020.....	XXX	XXX	XXX	XXX	XXX	XXX	8,235	4,675	3,562	2,560
9. 2021.....	XXX	XXX	XXX	XXX	XXX	XXX	XXX	8,965	5,047	4,068
10. 2022.....	XXX	XXX	XXX	XXX	XXX	XXX	XXX	XXX	9,899	5,674
11. 2023.....	XXX	XXX	XXX	XXX	XXX	XXX	XXX	XXX	XXX	9,638

SECTION 3A

Years in Which Premiums Were Earned and Losses Were Incurred	CUMULATIVE NUMBER OF CLAIMS REPORTED DIRECT AND ASSUMED AT YEAR END									
	1	2	3	4	5	6	7	8	9	10
	2014	2015	2016	2017	2018	2019	2020	2021	2022	2023
1. Prior.....	21,208	9,543	5,624	3,219	2,205	1,696	3,265	811	771	565
2. 2014.....	57,628	67,708	70,612	71,918	72,511	72,845	74,350	74,479	74,567	74,632
3. 2015.....	XXX	59,395	70,167	73,284	74,614	75,270	77,477	77,738	77,879	78,016
4. 2016.....	XXX	XXX	59,940	77,265	80,078	81,363	84,723	85,213	85,426	85,588
5. 2017.....	XXX	XXX	XXX	66,873	78,427	81,321	85,554	86,315	86,777	87,070
6. 2018.....	XXX	XXX	XXX	XXX	61,996	72,979	78,206	79,765	80,543	81,065
7. 2019.....	XXX	XXX	XXX	XXX	XXX	53,545	66,185	69,039	70,575	71,469
8. 2020.....	XXX	XXX	XXX	XXX	XXX	XXX	34,969	41,399	43,675	45,040
9. 2021.....	XXX	XXX	XXX	XXX	XXX	XXX	XXX	25,283	33,162	36,362
10. 2022.....	XXX	XXX	XXX	XXX	XXX	XXX	XXX	XXX	28,598	37,725
11. 2023.....	XXX	XXX	XXX	XXX	XXX	XXX	XXX	XXX	XXX	30,898

ANNUAL STATEMENT FOR THE YEAR 2023 OF THE ZURICH AMERICAN INSURANCE COMPANY

SCHEDULE P - PART 5H - OTHER LIABILITY - CLAIMS-MADE

SECTION 1B

Years in Which Premiums Were Earned and Losses Were Incurred	CUMULATIVE NUMBER OF CLAIMS CLOSED WITH LOSS PAYMENT DIRECT AND ASSUMED AT YEAR END									
	1	2	3	4	5	6	7	8	9	10
	2014	2015	2016	2017	2018	2019	2020	2021	2022	2023
1. Prior	1,417	829	522	382	222	191	106	51	39	45
2. 2014	381	787	1,019	1,162	1,244	1,292	1,314	1,335	1,342	1,384
3. 2015	XXX	407	919	1,198	1,379	1,477	1,532	1,557	1,578	1,620
4. 2016	XXX	XXX	457	991	1,285	1,454	1,537	1,569	1,601	1,638
5. 2017	XXX	XXX	XXX	464	1,053	1,330	1,475	1,566	1,618	1,661
6. 2018	XXX	XXX	XXX	XXX	451	1,187	1,444	1,580	1,657	1,727
7. 2019	XXX	XXX	XXX	XXX	XXX	460	977	1,180	1,338	1,447
8. 2020	XXX	XXX	XXX	XXX	XXX	XXX	888	1,455	1,686	1,859
9. 2021	XXX	XXX	XXX	XXX	XXX	XXX	XXX	525	957	1,163
10. 2022	XXX	XXX	XXX	XXX	XXX	XXX	XXX	XXX	482	909
11. 2023	XXX	XXX	XXX	XXX	XXX	XXX	XXX	XXX	XXX	312

SECTION 2B

Years in Which Premiums Were Earned and Losses Were Incurred	NUMBER OF CLAIMS OUTSTANDING DIRECT AND ASSUMED AT YEAR END									
	1	2	3	4	5	6	7	8	9	10
	2014	2015	2016	2017	2018	2019	2020	2021	2022	2023
1. Prior	6,205	4,087	2,706	1,800	1,310	790	614	504	452	374
2. 2014	4,813	2,774	1,281	705	410	264	218	173	154	47
3. 2015	XXX	5,098	2,751	1,291	727	432	291	218	184	88
4. 2016	XXX	XXX	5,200	2,461	1,177	607	345	252	173	106
5. 2017	XXX	XXX	XXX	4,874	2,177	1,041	589	338	238	134
6. 2018	XXX	XXX	XXX	XXX	5,292	2,367	1,166	699	472	272
7. 2019	XXX	XXX	XXX	XXX	XXX	5,127	2,381	1,290	757	419
8. 2020	XXX	XXX	XXX	XXX	XXX	XXX	5,290	2,625	1,370	667
9. 2021	XXX	XXX	XXX	XXX	XXX	XXX	XXX	4,488	2,216	1,055
10. 2022	XXX	XXX	XXX	XXX	XXX	XXX	XXX	XXX	4,361	2,041
11. 2023	XXX	XXX	XXX	XXX	XXX	XXX	XXX	XXX	XXX	4,592

SECTION 3B

Years in Which Premiums Were Earned and Losses Were Incurred	CUMULATIVE NUMBER OF CLAIMS REPORTED DIRECT AND ASSUMED AT YEAR END									
	1	2	3	4	5	6	7	8	9	10
	2014	2015	2016	2017	2018	2019	2020	2021	2022	2023
1. Prior	2,011	1,221	901	270	109	70	53	24	22	20
2. 2014	8,637	10,180	10,400	10,575	10,620	10,644	10,666	10,669	10,676	10,682
3. 2015	XXX	8,635	10,033	10,444	10,538	10,589	10,612	10,627	10,638	10,644
4. 2016	XXX	XXX	8,730	10,270	10,472	10,559	10,588	10,609	10,625	10,643
5. 2017	XXX	XXX	XXX	8,533	9,823	10,065	10,131	10,191	10,220	10,226
6. 2018	XXX	XXX	XXX	XXX	9,162	10,636	10,798	10,889	10,938	10,962
7. 2019	XXX	XXX	XXX	XXX	XXX	9,415	10,579	10,767	10,867	10,912
8. 2020	XXX	XXX	XXX	XXX	XXX	XXX	9,837	10,741	10,879	10,953
9. 2021	XXX	XXX	XXX	XXX	XXX	XXX	XXX	7,466	8,289	8,435
10. 2022	XXX	XXX	XXX	XXX	XXX	XXX	XXX	XXX	6,962	7,608
11. 2023	XXX	XXX	XXX	XXX	XXX	XXX	XXX	XXX	XXX	7,436

ANNUAL STATEMENT FOR THE YEAR 2023 OF THE ZURICH AMERICAN INSURANCE COMPANY

SCHEDULE P - PART 5R - PRODUCTS LIABILITY - OCCURRENCE

SECTION 1A

Years in Which Premiums Were Earned and Losses Were Incurred	CUMULATIVE NUMBER OF CLAIMS CLOSED WITH LOSS PAYMENT DIRECT AND ASSUMED AT YEAR END									
	1	2	3	4	5	6	7	8	9	10
	2014	2015	2016	2017	2018	2019	2020	2021	2022	2023
1. Prior.....	1,163	788	621	385	323	270	890	82	77	85
2. 2014.....	325	568	625	677	708	732	740	746	754	758
3. 2015.....	XXX	336	582	642	684	737	768	778	794	799
4. 2016.....	XXX	XXX	268	422	476	531	573	585	598	613
5. 2017.....	XXX	XXX	XXX	183	323	383	437	503	525	536
6. 2018.....	XXX	XXX	XXX	XXX	198	382	431	485	520	546
7. 2019.....	XXX	XXX	XXX	XXX	XXX	139	264	330	366	394
8. 2020.....	XXX	XXX	XXX	XXX	XXX	XXX	68	138	179	204
9. 2021.....	XXX	XXX	XXX	XXX	XXX	XXX	XXX	70	134	157
10. 2022.....	XXX	XXX	XXX	XXX	XXX	XXX	XXX	XXX	36	114
11. 2023.....	XXX	XXX	XXX	XXX	XXX	XXX	XXX	XXX	XXX	140

SECTION 2A

Years in Which Premiums Were Earned and Losses Were Incurred	NUMBER OF CLAIMS OUTSTANDING DIRECT AND ASSUMED AT YEAR END									
	1	2	3	4	5	6	7	8	9	10
	2014	2015	2016	2017	2018	2019	2020	2021	2022	2023
1. Prior.....	4,708	3,585	2,902	2,479	2,169	1,886	1,826	1,650	1,494	1,410
2. 2014.....	566	307	242	176	97	71	66	52	35	32
3. 2015.....	XXX	770	347	281	219	159	115	87	77	70
4. 2016.....	XXX	XXX	624	322	250	184	131	101	77	52
5. 2017.....	XXX	XXX	XXX	534	313	295	280	231	167	146
6. 2018.....	XXX	XXX	XXX	XXX	509	378	339	286	157	105
7. 2019.....	XXX	XXX	XXX	XXX	XXX	499	336	302	189	139
8. 2020.....	XXX	XXX	XXX	XXX	XXX	XXX	372	337	215	167
9. 2021.....	XXX	XXX	XXX	XXX	XXX	XXX	XXX	299	199	163
10. 2022.....	XXX	XXX	XXX	XXX	XXX	XXX	XXX	XXX	304	211
11. 2023.....	XXX	XXX	XXX	XXX	XXX	XXX	XXX	XXX	XXX	329

SECTION 3A

Years in Which Premiums Were Earned and Losses Were Incurred	CUMULATIVE NUMBER OF CLAIMS REPORTED DIRECT AND ASSUMED AT YEAR END									
	1	2	3	4	5	6	7	8	9	10
	2014	2015	2016	2017	2018	2019	2020	2021	2022	2023
1. Prior.....	2,976	1,509	1,409	856	666	554	1,479	203	257	119
2. 2014.....	3,835	4,751	5,169	5,397	5,486	5,551	5,586	5,601	5,611	5,621
3. 2015.....	XXX	4,223	5,362	5,725	5,961	6,102	6,163	6,190	6,228	6,248
4. 2016.....	XXX	XXX	3,391	4,138	4,442	4,655	4,743	4,794	4,840	4,858
5. 2017.....	XXX	XXX	XXX	2,910	3,650	4,047	4,252	4,418	4,466	4,500
6. 2018.....	XXX	XXX	XXX	XXX	2,534	3,651	3,985	4,149	4,240	4,294
7. 2019.....	XXX	XXX	XXX	XXX	XXX	2,689	3,372	3,730	3,935	4,056
8. 2020.....	XXX	XXX	XXX	XXX	XXX	XXX	1,465	2,091	2,471	2,715
9. 2021.....	XXX	XXX	XXX	XXX	XXX	XXX	XXX	871	1,282	1,518
10. 2022.....	XXX	XXX	XXX	XXX	XXX	XXX	XXX	XXX	691	930
11. 2023.....	XXX	XXX	XXX	XXX	XXX	XXX	XXX	XXX	XXX	873

ANNUAL STATEMENT FOR THE YEAR 2023 OF THE ZURICH AMERICAN INSURANCE COMPANY

SCHEDULE P - PART 5R - PRODUCTS LIABILITY - CLAIMS-MADE

SECTION 1B

Years in Which Premiums Were Earned and Losses Were Incurred	CUMULATIVE NUMBER OF CLAIMS CLOSED WITH LOSS PAYMENT DIRECT AND ASSUMED AT YEAR END									
	1	2	3	4	5	6	7	8	9	10
	2014	2015	2016	2017	2018	2019	2020	2021	2022	2023
1. Prior.....	40	13	13	6			4	1		
2. 2014.....		1	1	1	1	1	1	1	1	2
3. 2015.....	XXX		1	2	6	7	7	7	7	7
4. 2016.....	XXX	XXX			1	1	2	2	2	2
5. 2017.....	XXX	XXX	XXX			1	2	2	3	4
6. 2018.....	XXX	XXX	XXX	XXX						
7. 2019.....	XXX	XXX	XXX	XXX	XXX		2	2	3	3
8. 2020.....	XXX	XXX	XXX	XXX	XXX	XXX				
9. 2021.....	XXX	XXX	XXX	XXX	XXX	XXX	XXX			
10. 2022.....	XXX	XXX	XXX	XXX	XXX	XXX	XXX	XXX		
11. 2023	XXX	XXX	XXX	XXX	XXX	XXX	XXX	XXX	XXX	

SECTION 2B

Years in Which Premiums Were Earned and Losses Were Incurred	NUMBER OF CLAIMS OUTSTANDING DIRECT AND ASSUMED AT YEAR END									
	1	2	3	4	5	6	7	8	9	10
	2014	2015	2016	2017	2018	2019	2020	2021	2022	2023
1. Prior.....	74	52	31	22	11	11	11	9	7	5
2. 2014.....	9	6	5	3	2	1	2	2	2	1
3. 2015.....	XXX	11	11	9	2	1	1	1	1	1
4. 2016.....	XXX	XXX	8	6	6	5				
5. 2017.....	XXX	XXX	XXX	10	5	4	3	4	2	1
6. 2018.....	XXX	XXX	XXX	XXX	1	1			1	1
7. 2019.....	XXX	XXX	XXX	XXX	XXX	2	2	1		
8. 2020.....	XXX	XXX	XXX	XXX	XXX	XXX		1		
9. 2021.....	XXX	XXX	XXX	XXX	XXX	XXX	XXX	2	5	5
10. 2022.....	XXX	XXX	XXX	XXX	XXX	XXX	XXX	XXX	5	7
11. 2023	XXX	XXX	XXX	XXX	XXX	XXX	XXX	XXX	XXX	3

SECTION 3B

Years in Which Premiums Were Earned and Losses Were Incurred	CUMULATIVE NUMBER OF CLAIMS REPORTED DIRECT AND ASSUMED AT YEAR END									
	1	2	3	4	5	6	7	8	9	10
	2014	2015	2016	2017	2018	2019	2020	2021	2022	2023
1. Prior.....	9	5	5	1	2	2	5			(1)
2. 2014.....	45	49	50	50	50	50	51	51	51	51
3. 2015.....	XXX	20	34	36	37	37	37	37	37	37
4. 2016.....	XXX	XXX	39	49	52	52	52	52	52	52
5. 2017.....	XXX	XXX	XXX	33	40	41	41	43	44	44
6. 2018.....	XXX	XXX	XXX	XXX	28	34	33	33	35	36
7. 2019.....	XXX	XXX	XXX	XXX	XXX	9	12	11	11	11
8. 2020.....	XXX	XXX	XXX	XXX	XXX	XXX	5	7	8	8
9. 2021.....	XXX	XXX	XXX	XXX	XXX	XXX	XXX	5	9	9
10. 2022.....	XXX	XXX	XXX	XXX	XXX	XXX	XXX	XXX	6	12
11. 2023	XXX	XXX	XXX	XXX	XXX	XXX	XXX	XXX	XXX	6

ANNUAL STATEMENT FOR THE YEAR 2023 OF THE ZURICH AMERICAN INSURANCE COMPANY

SCHEDULE P - PART 5T - WARRANTY

SECTION 1

Years in Which Premiums Were Earned and Losses Were Incurred	CUMULATIVE NUMBER OF CLAIMS CLOSED WITH LOSS PAYMENT DIRECT AND ASSUMED AT YEAR END									
	1	2	3	4	5	6	7	8	9	10
	2014	2015	2016	2017	2018	2019	2020	2021	2022	2023
1. Prior.....	XXX	XXX	XXX	XXX	XXX	XXX	XXX	179,902	11,950	624
2. 2022.....	XXX	XXX	XXX	XXX	XXX	XXX	XXX	XXX	169,148	185,611
3. 2023	XXX	XXX	XXX	XXX	XXX	XXX	XXX	XXX	XXX	187,524

SECTION 2

Years in Which Premiums Were Earned and Losses Were Incurred	NUMBER OF CLAIMS OUTSTANDING DIRECT AND ASSUMED AT YEAR END									
	1	2	3	4	5	6	7	8	9	10
	2014	2015	2016	2017	2018	2019	2020	2021	2022	2023
1. Prior.....	XXX	XXX	XXX	XXX	XXX	XXX	XXX	28,702	24,126	29,518
2. 2022.....	XXX	XXX	XXX	XXX	XXX	XXX	XXX	XXX	13,168	509
3. 2023	XXX	XXX	XXX	XXX	XXX	XXX	XXX	XXX	XXX	10,616

SECTION 3

Years in Which Premiums Were Earned and Losses Were Incurred	CUMULATIVE NUMBER OF CLAIMS REPORTED DIRECT AND ASSUMED AT YEAR END									
	1	2	3	4	5	6	7	8	9	10
	2014	2015	2016	2017	2018	2019	2020	2021	2022	2023
1. Prior.....	XXX	XXX	XXX	XXX	XXX	XXX	XXX	233,895	8,737	6,368
2. 2022.....	XXX	XXX	XXX	XXX	XXX	XXX	XXX	XXX	215,883	223,329
3. 2023	XXX	XXX	XXX	XXX	XXX	XXX	XXX	XXX	XXX	235,941

ANNUAL STATEMENT FOR THE YEAR 2023 OF THE ZURICH AMERICAN INSURANCE COMPANY
SCHEDULE P - PART 6C - COMMERCIAL AUTO/TRUCK LIABILITY/MEDICAL
SECTION 1

Years in Which Premiums Were Earned and Losses Were Incurred	CUMULATIVE PREMIUMS EARNED DIRECT AND ASSUMED AT YEAR END (\$000 OMITTED)										11 Current Year Premiums Earned
	1	2	3	4	5	6	7	8	9	10	
	2014	2015	2016	2017	2018	2019	2020	2021	2022	2023	
1. Prior.....	23,418	3,291	1,125	(2,862)	615	165	(927)	(1,926)	392	(38)	(38)
2. 2014.....	1,005,611	1,017,337	1,018,344	1,016,880	1,017,092	1,016,404	1,016,109	1,016,093	1,016,156	1,016,056	(99)
3. 2015.....	XXX	1,132,250	1,136,911	1,127,759	1,126,722	1,126,188	1,127,521	1,127,831	1,127,441	1,127,239	(202)
4. 2016.....	XXX	XXX	1,247,448	1,249,323	1,263,835	1,263,305	1,263,872	1,263,996	1,263,820	1,265,097	1,277
5. 2017.....	XXX	XXX	XXX	1,327,014	1,319,993	1,332,651	1,370,615	1,371,232	1,371,309	1,369,934	(1,375)
6. 2018.....	XXX	XXX	XXX	XXX	1,221,159	1,240,390	1,351,547	1,352,287	1,351,588	1,351,000	(588)
7. 2019.....	XXX	XXX	XXX	XXX	XXX	1,059,362	1,080,769	1,082,799	1,082,551	1,081,690	(861)
8. 2020.....	XXX	XXX	XXX	XXX	XXX	XXX	1,091,853	1,096,466	1,097,177	1,095,939	(1,238)
9. 2021.....	XXX	XXX	XXX	XXX	XXX	XXX	XXX	1,237,622	1,237,423	1,237,514	91
10. 2022.....	XXX	XXX	XXX	XXX	XXX	XXX	XXX	XXX	1,363,540	1,371,403	7,863
11. 2023.....	XXX	XXX	XXX	XXX	XXX	XXX	XXX	XXX	XXX	1,500,115	1,500,115
12. Totals.....	XXX	XXX	XXX	XXX	XXX	XXX	XXX	XXX	XXX	XXX	1,504,945
13. Earned Premiums (Sch P-Pt. 1)	1,029,030	1,147,267	1,254,241	1,315,412	1,228,439	1,089,664	1,263,058	1,244,116	1,363,068	1,504,945	XXX

SECTION 2

Years in Which Premiums Were Earned and Losses Were Incurred	CUMULATIVE PREMIUMS EARNED CEDED AT YEAR END (\$000 OMITTED)										11 Current Year Premiums Earned
	1	2	3	4	5	6	7	8	9	10	
	2014	2015	2016	2017	2018	2019	2020	2021	2022	2023	
1. Prior.....	18,176	61	20	(3)	6	(53)	(35)	(20)	(11,517)	3,920	3,920
2. 2014.....	659,552	669,246	669,142	669,208	669,216	669,216	669,468	669,468	667,772	670,064	2,292
3. 2015.....	XXX	743,457	753,827	753,402	753,415	753,438	753,439	753,471	753,166	756,523	3,357
4. 2016.....	XXX	XXX	866,523	875,099	887,852	887,714	888,201	888,184	888,904	889,857	954
5. 2017.....	XXX	XXX	XXX	956,191	955,368	966,194	1,004,288	1,004,362	1,005,369	1,006,293	925
6. 2018.....	XXX	XXX	XXX	XXX	884,886	907,459	1,016,513	1,016,437	1,018,543	1,018,537	(6)
7. 2019.....	XXX	XXX	XXX	XXX	XXX	738,068	746,796	746,450	749,685	751,303	1,618
8. 2020.....	XXX	XXX	XXX	XXX	XXX	XXX	759,463	766,274	771,614	773,068	1,454
9. 2021.....	XXX	XXX	XXX	XXX	XXX	XXX	XXX	860,244	868,986	869,717	731
10. 2022.....	XXX	XXX	XXX	XXX	XXX	XXX	XXX	XXX	946,206	958,751	12,545
11. 2023.....	XXX	XXX	XXX	XXX	XXX	XXX	XXX	XXX	XXX	1,040,353	1,040,353
12. Totals.....	XXX	XXX	XXX	XXX	XXX	XXX	XXX	XXX	XXX	XXX	1,068,142
13. Earned Premiums (Sch P-Pt. 1)	677,728	753,212	876,808	964,406	896,842	771,298	916,044	866,701	953,839	1,068,142	XXX

SCHEDULE P - PART 6D - WORKERS' COMPENSATION
(EXCLUDING EXCESS WORKERS' COMPENSATION)
SECTION 1

Years in Which Premiums Were Earned and Losses Were Incurred	CUMULATIVE PREMIUMS EARNED DIRECT AND ASSUMED AT YEAR END (\$000 OMITTED)										11 Current Year Premiums Earned
	1	2	3	4	5	6	7	8	9	10	
	2014	2015	2016	2017	2018	2019	2020	2021	2022	2023	
1. Prior.....	25,778	3,330	(14,794)	(32,210)	(7,951)	(13,514)	(9,549)	891	1,537	(2,208)	(2,208)
2. 2014.....	2,608,496	2,598,970	2,604,458	2,604,023	2,603,818	2,597,496	2,589,423	2,586,478	2,578,056	2,574,415	(3,641)
3. 2015.....	XXX	2,898,615	2,887,740	2,885,557	2,894,911	2,893,800	2,888,878	2,884,557	2,885,968	2,881,006	(4,962)
4. 2016.....	XXX	XXX	2,930,676	2,924,086	2,919,037	2,910,601	2,917,056	2,914,888	2,914,281	2,912,013	(2,268)
5. 2017.....	XXX	XXX	XXX	2,980,428	2,958,043	2,946,994	2,943,074	2,941,735	2,943,509	2,946,690	3,181
6. 2018.....	XXX	XXX	XXX	XXX	2,861,224	2,873,178	2,857,169	2,853,584	2,854,617	2,858,178	3,561
7. 2019.....	XXX	XXX	XXX	XXX	XXX	2,767,460	2,766,247	2,731,288	2,721,269	2,721,873	604
8. 2020.....	XXX	XXX	XXX	XXX	XXX	XXX	2,595,509	2,495,454	2,477,637	2,492,323	14,686
9. 2021.....	XXX	XXX	XXX	XXX	XXX	XXX	XXX	2,509,112	2,573,266	2,586,351	13,084
10. 2022.....	XXX	XXX	XXX	XXX	XXX	XXX	XXX	XXX	2,652,456	2,763,541	111,085
11. 2023.....	XXX	XXX	XXX	XXX	XXX	XXX	XXX	XXX	XXX	2,797,960	2,797,960
12. Totals.....	XXX	XXX	XXX	XXX	XXX	XXX	XXX	XXX	XXX	XXX	2,931,083
13. Earned Premiums (Sch P-Pt. 1)	2,634,274	2,892,418	2,910,495	2,939,011	2,834,987	2,738,982	2,558,277	2,360,631	2,685,501	2,931,083	XXX

SECTION 2

Years in Which Premiums Were Earned and Losses Were Incurred	CUMULATIVE PREMIUMS EARNED CEDED AT YEAR END (\$000 OMITTED)										11 Current Year Premiums Earned
	1	2	3	4	5	6	7	8	9	10	
	2014	2015	2016	2017	2018	2019	2020	2021	2022	2023	
1. Prior.....	27,590	7,478	5,011	(3,887)	1,886	1,766	(2,010)	466	(11,150)	581	581
2. 2014.....	1,617,745	1,608,833	1,608,514	1,610,338	1,615,028	1,615,231	1,611,920	1,611,920	1,605,093	1,604,984	(109)
3. 2015.....	XXX	1,841,806	1,842,436	1,846,748	1,851,543	1,851,798	1,849,706	1,849,701	1,851,322	1,851,359	37
4. 2016.....	XXX	XXX	1,903,859	1,920,913	1,918,711	1,918,675	1,920,860	1,920,822	1,922,196	1,922,052	(144)
5. 2017.....	XXX	XXX	XXX	1,940,436	1,933,724	1,928,617	1,933,011	1,933,094	1,937,800	1,937,645	(155)
6. 2018.....	XXX	XXX	XXX	XXX	1,918,200	1,919,579	1,915,438	1,915,077	1,918,160	1,918,030	(130)
7. 2019.....	XXX	XXX	XXX	XXX	XXX	1,896,618	1,892,978	1,879,700	1,878,952	1,878,931	(21)
8. 2020.....	XXX	XXX	XXX	XXX	XXX	XXX	1,833,001	1,789,033	1,788,868	1,789,319	451
9. 2021.....	XXX	XXX	XXX	XXX	XXX	XXX	XXX	1,768,200	1,795,224	1,795,286	62
10. 2022.....	XXX	XXX	XXX	XXX	XXX	XXX	XXX	XXX	1,947,554	1,990,410	42,856
11. 2023.....	XXX	XXX	XXX	XXX	XXX	XXX	XXX	XXX	XXX	2,107,410	2,107,410
12. Totals.....	XXX	XXX	XXX	XXX	XXX	XXX	XXX	XXX	XXX	XXX	2,150,838
13. Earned Premiums (Sch P-Pt. 1)	1,645,335	1,840,372	1,909,182	1,959,738	1,920,656	1,895,078	1,824,385	1,711,102	1,966,469	2,150,838	XXX

ANNUAL STATEMENT FOR THE YEAR 2023 OF THE ZURICH AMERICAN INSURANCE COMPANY

SCHEDULE P - PART 6E - COMMERCIAL MULTIPLE PERIL

SECTION 1

Years in Which Premiums Were Earned and Losses Were Incurred	CUMULATIVE PREMIUMS EARNED DIRECT AND ASSUMED AT YEAR END (\$000 OMITTED)										11 Current Year Premiums Earned
	1	2	3	4	5	6	7	8	9	10	
	2014	2015	2016	2017	2018	2019	2020	2021	2022	2023	
1. Prior.....	(20,453)	(2,219)	4,221	614	1,827	(364)	348	1,543	96	(803)	(803)
2. 2014.....	950,048	931,958	931,031	931,090	931,056	931,064	931,030	931,030	931,039	931,039	
3. 2015.....	XXX	828,634	812,536	812,367	812,113	812,111	812,116	812,103	812,121	812,121	
4. 2016.....	XXX	XXX	712,476	697,646	695,895	695,703	695,560	695,618	695,625	695,615	(10)
5. 2017.....	XXX	XXX	XXX	650,603	634,503	632,455	632,290	632,418	632,421	632,411	(10)
6. 2018.....	XXX	XXX	XXX	XXX	637,659	619,743	616,797	617,312	617,330	617,323	(7)
7. 2019.....	XXX	XXX	XXX	XXX	XXX	638,145	611,328	609,158	609,229	609,196	(33)
8. 2020.....	XXX	XXX	XXX	XXX	XXX	XXX	719,001	691,927	690,886	690,517	(369)
9. 2021.....	XXX	XXX	XXX	XXX	XXX	XXX	XXX	724,918	707,095	705,872	(1,223)
10. 2022.....	XXX	XXX	XXX	XXX	XXX	XXX	XXX	XXX	666,970	660,852	(6,119)
11. 2023.....	XXX	XXX	XXX	XXX	XXX	XXX	XXX	XXX	XXX	694,520	694,520
12. Totals.....	XXX	XXX	XXX	XXX	XXX	XXX	XXX	XXX	XXX	XXX	685,947
13. Earned Premiums (Sch P-Pt. 1)	929,594	808,325	699,673	636,278	621,346	617,631	689,248	697,906	648,328	685,947	XXX

SECTION 2

Years in Which Premiums Were Earned and Losses Were Incurred	CUMULATIVE PREMIUMS EARNED CEDED AT YEAR END (\$000 OMITTED)										11 Current Year Premiums Earned
	1	2	3	4	5	6	7	8	9	10	
	2014	2015	2016	2017	2018	2019	2020	2021	2022	2023	
1. Prior.....	(2,659)	(1,033)	(2,110)	366	(460)	(13)	369	(1)	22	15	15
2. 2014.....	569,025	570,087	568,354	568,354	568,353	568,353	568,353	568,353	568,355	568,355	
3. 2015.....	XXX	447,961	448,660	448,684	448,683	448,683	448,683	448,683	448,836	448,836	
4. 2016.....	XXX	XXX	402,079	401,776	399,846	399,846	399,846	399,846	399,860	399,860	
5. 2017.....	XXX	XXX	XXX	369,755	369,667	369,383	369,383	369,383	369,386	369,386	
6. 2018.....	XXX	XXX	XXX	XXX	369,925	369,762	369,462	369,487	369,438	369,435	(3)
7. 2019.....	XXX	XXX	XXX	XXX	XXX	417,635	417,401	417,088	416,928	416,942	13
8. 2020.....	XXX	XXX	XXX	XXX	XXX	XXX	436,700	435,744	435,935	436,001	66
9. 2021.....	XXX	XXX	XXX	XXX	XXX	XXX	XXX	427,632	431,365	432,516	1,151
10. 2022.....	XXX	XXX	XXX	XXX	XXX	XXX	XXX	XXX	390,969	394,956	3,987
11. 2023.....	XXX	XXX	XXX	XXX	XXX	XXX	XXX	XXX	XXX	407,172	407,172
12. Totals.....	XXX	XXX	XXX	XXX	XXX	XXX	XXX	XXX	XXX	XXX	412,401
13. Earned Premiums (Sch P-Pt. 1)	566,366	447,989	398,935	369,843	367,444	417,176	436,534	426,386	394,879	412,401	XXX

SCHEDULE P - PART 6H - OTHER LIABILITY - OCCURRENCE

SECTION 1A

Years in Which Premiums Were Earned and Losses Were Incurred	CUMULATIVE PREMIUMS EARNED DIRECT AND ASSUMED AT YEAR END (\$000 OMITTED)										11 Current Year Premiums Earned
	1	2	3	4	5	6	7	8	9	10	
	2014	2015	2016	2017	2018	2019	2020	2021	2022	2023	
1. Prior.....	23,845	23,825	(2,876)	1,422	54,329	(37,118)	(11,282)	(3,005)	(11,173)	(7,102)	(7,102)
2. 2014.....	2,037,894	2,054,520	2,045,700	2,024,582	2,010,675	2,002,074	1,992,470	1,989,699	1,990,892	1,989,485	(1,407)
3. 2015.....	XXX	2,221,255	2,170,381	2,160,220	2,150,786	2,137,926	2,123,786	2,123,704	2,120,064	2,120,405	341
4. 2016.....	XXX	XXX	2,030,511	1,982,215	1,951,091	1,941,477	1,935,200	1,923,303	1,915,104	1,915,170	67
5. 2017.....	XXX	XXX	XXX	1,916,204	1,888,465	1,891,999	1,894,124	1,887,374	1,876,569	1,874,369	(2,201)
6. 2018.....	XXX	XXX	XXX	XXX	1,801,859	1,787,411	1,804,575	1,802,085	1,796,657	1,789,485	(7,172)
7. 2019.....	XXX	XXX	XXX	XXX	XXX	1,709,145	1,724,350	1,735,489	1,741,123	1,734,741	(6,382)
8. 2020.....	XXX	XXX	XXX	XXX	XXX	XXX	1,618,124	1,630,174	1,642,558	1,639,638	(2,919)
9. 2021.....	XXX	XXX	XXX	XXX	XXX	XXX	XXX	1,799,009	1,845,857	1,854,573	8,716
10. 2022.....	XXX	XXX	XXX	XXX	XXX	XXX	XXX	XXX	2,039,853	2,094,768	54,915
11. 2023.....	XXX	XXX	XXX	XXX	XXX	XXX	XXX	XXX	XXX	2,168,616	2,168,616
12. Totals.....	XXX	XXX	XXX	XXX	XXX	XXX	XXX	XXX	XXX	XXX	2,205,473
13. Earned Premiums (Sch P-Pt. 1)	2,061,740	2,261,706	1,967,940	1,838,052	1,773,983	1,630,038	1,611,314	1,795,205	2,066,666	2,205,473	XXX

SECTION 2A

Years in Which Premiums Were Earned and Losses Were Incurred	CUMULATIVE PREMIUMS EARNED CEDED AT YEAR END (\$000 OMITTED)										11 Current Year Premiums Earned
	1	2	3	4	5	6	7	8	9	10	
	2014	2015	2016	2017	2018	2019	2020	2021	2022	2023	
1. Prior.....	(1,277)	(24,780)	(6,078)	(6,400)	2,838	189,700	(4,687)	(3,524)	(5,506)	(5,330)	(5,330)
2. 2014.....	1,301,036	1,192,597	1,190,778	1,192,729	1,190,292	1,189,990	1,189,774	1,191,635	1,191,331	1,191,270	(61)
3. 2015.....	XXX	1,553,692	1,545,052	1,545,910	1,544,392	1,545,236	1,544,260	1,545,226	1,543,083	1,543,523	440
4. 2016.....	XXX	XXX	1,292,657	1,274,589	1,273,184	1,275,414	1,272,463	1,273,890	1,273,104	1,273,259	155
5. 2017.....	XXX	XXX	XXX	1,233,702	1,241,795	1,240,614	1,241,544	1,242,038	1,240,458	1,240,175	(283)
6. 2018.....	XXX	XXX	XXX	XXX	1,258,872	1,230,598	1,238,615	1,242,723	1,241,397	1,240,728	(670)
7. 2019.....	XXX	XXX	XXX	XXX	XXX	1,268,231	1,276,168	1,278,020	1,282,435	1,284,604	2,170
8. 2020.....	XXX	XXX	XXX	XXX	XXX	XXX	1,235,090	1,227,455	1,235,974	1,238,412	2,439
9. 2021.....	XXX	XXX	XXX	XXX	XXX	XXX	XXX	1,386,700	1,413,892	1,427,658	13,766
10. 2022.....	XXX	XXX	XXX	XXX	XXX	XXX	XXX	XXX	1,580,938	1,626,183	45,245
11. 2023.....	XXX	XXX	XXX	XXX	XXX	XXX	XXX	XXX	XXX	1,665,324	1,665,324
12. Totals.....	XXX	XXX	XXX	XXX	XXX	XXX	XXX	XXX	XXX	XXX	1,723,194
13. Earned Premiums (Sch P-Pt. 1)	1,299,759	1,420,473	1,276,120	1,212,044	1,264,441	1,431,250	1,243,143	1,386,248	1,609,419	1,723,194	XXX

ANNUAL STATEMENT FOR THE YEAR 2023 OF THE ZURICH AMERICAN INSURANCE COMPANY

SCHEDULE P - PART 6H - OTHER LIABILITY - CLAIMS-MADE

SECTION 1B

Years in Which Premiums Were Earned and Losses Were Incurred	CUMULATIVE PREMIUMS EARNED DIRECT AND ASSUMED AT YEAR END (\$000 OMITTED)										11 Current Year Premiums Earned
	1	2	3	4	5	6	7	8	9	10	
	2014	2015	2016	2017	2018	2019	2020	2021	2022	2023	
1. Prior.....	10,646	(7,838)	(158)	5,080	(877)	10,695	(57)	(1,061)	28	316	316
2. 2014.....	773,129	774,743	774,902	774,954	774,373	782,781	782,358	782,358	782,399	782,630	231
3. 2015.....	XXX	778,668	773,122	773,293	773,096	781,439	780,221	781,135	781,177	781,417	240
4. 2016.....	XXX	XXX	765,503	760,899	760,756	771,230	771,371	771,560	771,679	772,057	378
5. 2017.....	XXX	XXX	XXX	735,079	732,388	742,549	742,724	742,775	742,783	743,248	464
6. 2018.....	XXX	XXX	XXX	XXX	749,769	748,312	747,765	747,691	747,745	748,083	338
7. 2019.....	XXX	XXX	XXX	XXX	XXX	760,257	751,281	751,912	751,923	752,006	83
8. 2020.....	XXX	XXX	XXX	XXX	XXX	XXX	822,397	825,920	825,328	825,178	(149)
9. 2021.....	XXX	XXX	XXX	XXX	XXX	XXX	XXX	966,284	970,250	970,655	406
10. 2022.....	XXX	XXX	XXX	XXX	XXX	XXX	XXX	XXX	1,060,322	1,063,982	3,660
11. 2023.....	XXX	XXX	XXX	XXX	XXX	XXX	XXX	XXX	XXX	982,224	982,224
12. Totals.....	XXX	XXX	XXX	XXX	XXX	XXX	XXX	XXX	XXX	XXX	988,191
13. Earned Premiums (Sch P-Pt. 1)	783,775	772,443	759,958	735,777	745,280	806,882	811,491	970,457	1,063,998	988,191	XXX

SECTION 2B

Years in Which Premiums Were Earned and Losses Were Incurred	CUMULATIVE PREMIUMS EARNED CEDED AT YEAR END (\$000 OMITTED)										11 Current Year Premiums Earned
	1	2	3	4	5	6	7	8	9	10	
	2014	2015	2016	2017	2018	2019	2020	2021	2022	2023	
1. Prior.....	6,278	(1,882)	(85)	4,351	75	1,377	16	(318)		1	1
2. 2014.....	431,929	431,737	431,744	431,694	431,687	433,259	433,236	433,241	433,240	433,244	3
3. 2015.....	XXX	431,515	432,550	432,437	432,432	432,700	432,621	432,653	432,649	432,648	(1)
4. 2016.....	XXX	XXX	434,627	439,424	439,705	440,944	440,992	441,000	441,004	441,042	38
5. 2017.....	XXX	XXX	XXX	436,647	439,825	442,477	441,783	441,856	441,838	441,917	80
6. 2018.....	XXX	XXX	XXX	XXX	478,358	477,234	473,823	473,670	473,681	473,929	247
7. 2019.....	XXX	XXX	XXX	XXX	XXX	537,365	531,956	532,047	531,975	532,072	97
8. 2020.....	XXX	XXX	XXX	XXX	XXX	XXX	562,681	563,727	563,780	563,729	(51)
9. 2021.....	XXX	XXX	XXX	XXX	XXX	XXX	XXX	665,680	669,806	669,847	41
10. 2022.....	XXX	XXX	XXX	XXX	XXX	XXX	XXX	XXX	731,440	736,636	5,196
11. 2023.....	XXX	XXX	XXX	XXX	XXX	XXX	XXX	XXX	XXX	700,760	700,760
12. Totals.....	XXX	XXX	XXX	XXX	XXX	XXX	XXX	XXX	XXX	XXX	706,411
13. Earned Premiums (Sch P-Pt. 1)	438,207	429,442	435,583	445,632	481,880	543,349	553,129	666,464	735,539	706,411	XXX

SCHEDULE P - PART 6M - INTERNATIONAL

SECTION 1

Years in Which Premiums Were Earned and Losses Were Incurred	CUMULATIVE PREMIUMS EARNED DIRECT AND ASSUMED AT YEAR END (\$000 OMITTED)										11 Current Year Premiums Earned
	1	2	3	4	5	6	7	8	9	10	
	2014	2015	2016	2017	2018	2019	2020	2021	2022	2023	
1. Prior.....											
2. 2014.....											
3. 2015.....	XXX										
4. 2016.....	XXX	XXX									
5. 2017.....	XXX	XXX									
6. 2018.....	XXX	XXX									
7. 2019.....	XXX	XXX									
8. 2020.....	XXX	XXX									
9. 2021.....	XXX	XXX									
10. 2022.....	XXX	XXX									
11. 2023.....	XXX	XXX									
12. Totals.....	XXX	XXX									
13. Earned Premiums (Sch P-Pt. 1)											XXX

SECTION 2

Years in Which Premiums Were Earned and Losses Were Incurred	CUMULATIVE PREMIUMS EARNED CEDED AT YEAR END (\$000 OMITTED)										11 Current Year Premiums Earned
	1	2	3	4	5	6	7	8	9	10	
	2014	2015	2016	2017	2018	2019	2020	2021	2022	2023	
1. Prior.....											
2. 2014.....											
3. 2015.....	XXX										
4. 2016.....	XXX	XXX									
5. 2017.....	XXX	XXX									
6. 2018.....	XXX	XXX									
7. 2019.....	XXX	XXX									
8. 2020.....	XXX	XXX									
9. 2021.....	XXX	XXX									
10. 2022.....	XXX	XXX									
11. 2023.....	XXX	XXX									
12. Totals.....	XXX	XXX									
13. Earned Premiums (Sch P-Pt. 1)											XXX

ANNUAL STATEMENT FOR THE YEAR 2023 OF THE ZURICH AMERICAN INSURANCE COMPANY
SCHEDULE P - PART 6N - REINSURANCE - NONPROPORTIONAL ASSUMED PROPERTY
SECTION 1

Years in Which Premiums Were Earned and Losses Were Incurred	CUMULATIVE PREMIUMS EARNED DIRECT AND ASSUMED AT YEAR END (\$000 OMITTED)										11 Current Year Premiums Earned
	1 2014	2 2015	3 2016	4 2017	5 2018	6 2019	7 2020	8 2021	9 2022	10 2023	
1. Prior.....											
2. 2014.....											
3. 2015.....	XXX										
4. 2016.....	XXX	XXX									
5. 2017.....	XXX	XXX									
6. 2018.....	XXX	XXX									
7. 2019.....	XXX	XXX									
8. 2020.....	XXX	XXX									
9. 2021.....	XXX	XXX									
10. 2022.....	XXX	XXX	XXX	XXX	XXX	XXX	XXX	XXX	XXX		
11. 2023.....	XXX	XXX	XXX	XXX	XXX	XXX	XXX	XXX	XXX	XXX	
12. Totals.....	XXX	XXX	XXX	XXX	XXX	XXX	XXX	XXX	XXX	XXX	XXX
13. Earned Premiums (Sch P-Pt. 1)											XXX

SECTION 2

Years in Which Premiums Were Earned and Losses Were Incurred	CUMULATIVE PREMIUMS EARNED CEDED AT YEAR END (\$000 OMITTED)										11 Current Year Premiums Earned
	1 2014	2 2015	3 2016	4 2017	5 2018	6 2019	7 2020	8 2021	9 2022	10 2023	
1. Prior.....											
2. 2014.....											
3. 2015.....	XXX										
4. 2016.....	XXX	XXX									
5. 2017.....	XXX	XXX									
6. 2018.....	XXX	XXX									
7. 2019.....	XXX	XXX									
8. 2020.....	XXX	XXX									
9. 2021.....	XXX	XXX									
10. 2022.....	XXX	XXX	XXX	XXX	XXX	XXX	XXX	XXX	XXX		
11. 2023.....	XXX	XXX	XXX	XXX	XXX	XXX	XXX	XXX	XXX	XXX	
12. Totals.....	XXX	XXX	XXX	XXX	XXX	XXX	XXX	XXX	XXX	XXX	XXX
13. Earned Premiums (Sch P-Pt. 1)											XXX

SCHEDULE P - PART 6O - REINSURANCE - NONPROPORTIONAL ASSUMED LIABILITY
SECTION 1

Years in Which Premiums Were Earned and Losses Were Incurred	CUMULATIVE PREMIUMS EARNED DIRECT AND ASSUMED AT YEAR END (\$000 OMITTED)										11 Current Year Premiums Earned
	1 2014	2 2015	3 2016	4 2017	5 2018	6 2019	7 2020	8 2021	9 2022	10 2023	
1. Prior.....											
2. 2014.....											
3. 2015.....	XXX										
4. 2016.....	XXX	XXX									
5. 2017.....	XXX	XXX									
6. 2018.....	XXX	XXX									
7. 2019.....	XXX	XXX									
8. 2020.....	XXX	XXX									
9. 2021.....	XXX	XXX									
10. 2022.....	XXX	XXX	XXX	XXX	XXX	XXX	XXX	XXX	XXX		
11. 2023.....	XXX	XXX	XXX	XXX	XXX	XXX	XXX	XXX	XXX	XXX	
12. Totals.....	XXX	XXX	XXX	XXX	XXX	XXX	XXX	XXX	XXX	XXX	XXX
13. Earned Premiums (Sch P-Pt. 1)											XXX

SECTION 2

Years in Which Premiums Were Earned and Losses Were Incurred	CUMULATIVE PREMIUMS EARNED CEDED AT YEAR END (\$000 OMITTED)										11 Current Year Premiums Earned
	1 2014	2 2015	3 2016	4 2017	5 2018	6 2019	7 2020	8 2021	9 2022	10 2023	
1. Prior.....											
2. 2014.....											
3. 2015.....	XXX										
4. 2016.....	XXX	XXX									
5. 2017.....	XXX	XXX									
6. 2018.....	XXX	XXX									
7. 2019.....	XXX	XXX									
8. 2020.....	XXX	XXX									
9. 2021.....	XXX	XXX									
10. 2022.....	XXX	XXX	XXX	XXX	XXX	XXX	XXX	XXX	XXX		
11. 2023.....	XXX	XXX	XXX	XXX	XXX	XXX	XXX	XXX	XXX	XXX	
12. Totals.....	XXX	XXX	XXX	XXX	XXX	XXX	XXX	XXX	XXX	XXX	XXX
13. Earned Premiums (Sch P-Pt. 1)											XXX

ANNUAL STATEMENT FOR THE YEAR 2023 OF THE ZURICH AMERICAN INSURANCE COMPANY
SCHEDULE P - PART 6R - PRODUCTS LIABILITY - OCCURRENCE
SECTION 1A

Years in Which Premiums Were Earned and Losses Were Incurred	CUMULATIVE PREMIUMS EARNED DIRECT AND ASSUMED AT YEAR END (\$000 OMITTED)										11 Current Year Premiums Earned
	1	2	3	4	5	6	7	8	9	10	
	2014	2015	2016	2017	2018	2019	2020	2021	2022	2023	
1. Prior.....	10,947	(7,086)	297	2,449	7,812	(4,627)	(663)	1,041	520	632	632
2. 2014.....	187,095	192,691	192,848	193,424	193,442	193,680	193,839	193,839	194,209	194,209	
3. 2015.....	XXX	195,943	199,886	200,981	200,684	200,925	201,276	201,238	201,644	201,641	(3)
4. 2016.....	XXX	XXX	181,289	203,685	203,724	204,124	204,201	204,675	205,273	205,269	(4)
5. 2017.....	XXX	XXX	XXX	178,069	188,260	187,747	188,411	188,644	189,221	189,210	(11)
6. 2018.....	XXX	XXX	XXX	XXX	178,006	198,590	197,159	197,297	197,926	197,811	(115)
7. 2019.....	XXX	XXX	XXX	XXX	XXX	204,982	212,813	210,590	210,902	210,716	(186)
8. 2020.....	XXX	XXX	XXX	XXX	XXX	XXX	281,714	278,380	276,446	276,196	(249)
9. 2021.....	XXX	XXX	XXX	XXX	XXX	XXX	XXX	211,444	205,435	201,709	(3,727)
10. 2022.....	XXX	XXX	XXX	XXX	XXX	XXX	XXX	XXX	140,760	129,548	(11,212)
11. 2023.....	XXX	XXX	XXX	XXX	XXX	XXX	XXX	XXX	XXX	149,592	149,592
12. Totals.....	XXX	XXX	XXX	XXX	XXX	XXX	XXX	XXX	XXX	XXX	134,718
13. Earned Premiums (Sch P-Pt. 1)	198,042	194,453	185,686	204,584	195,769	221,304	288,703	207,735	136,228	134,718	XXX

SECTION 2A

Years in Which Premiums Were Earned and Losses Were Incurred	CUMULATIVE PREMIUMS EARNED CEDED AT YEAR END (\$000 OMITTED)										11 Current Year Premiums Earned
	1	2	3	4	5	6	7	8	9	10	
	2014	2015	2016	2017	2018	2019	2020	2021	2022	2023	
1. Prior.....	2,891	837	49	133	(627)	294,128	(920)	2,984	63	(244)	(244)
2. 2014.....	119,679	128,563	128,774	128,958	128,893	128,894	128,902	128,902	129,200	129,200	
3. 2015.....	XXX	114,252	123,185	124,125	124,012	124,015	124,024	124,023	124,307	124,307	
4. 2016.....	XXX	XXX	112,262	130,981	131,486	131,508	131,508	131,526	131,801	131,801	
5. 2017.....	XXX	XXX	XXX	118,436	132,119	132,515	132,662	132,695	133,123	133,126	3
6. 2018.....	XXX	XXX	XXX	XXX	124,421	146,303	145,638	145,757	146,256	146,213	(42)
7. 2019.....	XXX	XXX	XXX	XXX	XXX	146,606	155,777	154,071	154,169	154,086	(83)
8. 2020.....	XXX	XXX	XXX	XXX	XXX	XXX	209,688	211,317	210,772	210,659	(113)
9. 2021.....	XXX	XXX	XXX	XXX	XXX	XXX	XXX	156,947	157,281	155,564	(1,718)
10. 2022.....	XXX	XXX	XXX	XXX	XXX	XXX	XXX	XXX	104,460	98,802	(5,658)
11. 2023.....	XXX	XXX	XXX	XXX	XXX	XXX	XXX	XXX	XXX	110,380	110,380
12. Totals.....	XXX	XXX	XXX	XXX	XXX	XXX	XXX	XXX	XXX	XXX	102,525
13. Earned Premiums (Sch P-Pt. 1)	122,570	123,972	121,456	138,413	137,804	463,037	217,438	160,025	106,193	102,525	XXX

SCHEDULE P - PART 6R - PRODUCTS LIABILITY - CLAIMS-MADE
SECTION 1B

Years in Which Premiums Were Earned and Losses Were Incurred	CUMULATIVE PREMIUMS EARNED DIRECT AND ASSUMED AT YEAR END (\$000 OMITTED)										11 Current Year Premiums Earned
	1	2	3	4	5	6	7	8	9	10	
	2014	2015	2016	2017	2018	2019	2020	2021	2022	2023	
1. Prior.....	(12)	(116)	6	(2)	(2)	1			2	(2)	(2)
2. 2014.....	21,940	21,738	21,699	21,700	21,699	21,699	21,699	21,699	21,700	21,700	
3. 2015.....	XXX	22,814	22,364	22,338	22,337	22,337	22,337	22,337	22,338	22,337	
4. 2016.....	XXX	XXX	21,993	21,865	21,847	21,847	21,847	21,847	21,847	21,847	
5. 2017.....	XXX	XXX	XXX	10,597	10,520	10,501	10,505	10,505	10,505	10,505	
6. 2018.....	XXX	XXX	XXX	XXX	3,691	3,777	3,776	3,776	3,776	3,776	
7. 2019.....	XXX	XXX	XXX	XXX	XXX	2,731	2,884	2,884	2,884	2,884	
8. 2020.....	XXX	XXX	XXX	XXX	XXX	XXX	2,263	2,349	2,348	2,348	
9. 2021.....	XXX	XXX	XXX	XXX	XXX	XXX	XXX	4,065	4,328	4,337	9
10. 2022.....	XXX	XXX	XXX	XXX	XXX	XXX	XXX	XXX	8,675	8,947	272
11. 2023.....	XXX	XXX	XXX	XXX	XXX	XXX	XXX	XXX	XXX	7,976	7,976
12. Totals.....	XXX	XXX	XXX	XXX	XXX	XXX	XXX	XXX	XXX	XXX	8,255
13. Earned Premiums (Sch P-Pt. 1)	21,928	22,497	21,509	10,441	3,594	2,799	2,419	4,150	8,940	8,255	XXX

SECTION 2B

Years in Which Premiums Were Earned and Losses Were Incurred	CUMULATIVE PREMIUMS EARNED CEDED AT YEAR END (\$000 OMITTED)										11 Current Year Premiums Earned
	1	2	3	4	5	6	7	8	9	10	
	2014	2015	2016	2017	2018	2019	2020	2021	2022	2023	
1. Prior.....	154	279		(1)		72					
2. 2014.....	20,673	27,780	27,742	27,742	27,742	27,742	27,742	27,742	27,742	27,742	
3. 2015.....	XXX	14,488	14,054	14,028	14,028	14,028	14,028	14,028	14,028	14,028	
4. 2016.....	XXX	XXX	20,834	20,723	20,705	20,705	20,705	20,705	20,705	20,705	
5. 2017.....	XXX	XXX	XXX	9,464	9,406	9,387	9,391	9,391	9,391	9,391	
6. 2018.....	XXX	XXX	XXX	XXX	2,926	3,013	3,012	3,012	3,012	3,012	
7. 2019.....	XXX	XXX	XXX	XXX	XXX	2,407	2,559	2,559	2,559	2,559	
8. 2020.....	XXX	XXX	XXX	XXX	XXX	XXX	2,148	2,233	2,237	2,236	
9. 2021.....	XXX	XXX	XXX	XXX	XXX	XXX	XXX	3,958	4,218	4,227	9
10. 2022.....	XXX	XXX	XXX	XXX	XXX	XXX	XXX	XXX	8,623	8,897	274
11. 2023.....	XXX	XXX	XXX	XXX	XXX	XXX	XXX	XXX	XXX	7,929	7,929
12. Totals.....	XXX	XXX	XXX	XXX	XXX	XXX	XXX	XXX	XXX	XXX	8,212
13. Earned Premiums (Sch P-Pt. 1)	20,828	21,874	20,362	9,326	2,850	2,547	2,302	4,044	8,887	8,212	XXX

**ANNUAL STATEMENT FOR THE YEAR 2023 OF THE ZURICH AMERICAN INSURANCE COMPANY
SCHEDULE P - PART 7A - PRIMARY LOSS SENSITIVE CONTRACTS (\$000 OMITTED)
SECTION 1**

Schedule P - Part 1	1 Total Net Losses and Expenses Unpaid	2 Net Losses and Expenses Unpaid on Loss Sensitive Contracts	3 Loss Sensitive as Percentage of Total	4 Total Net Premiums Written	5 Net Premiums Written on Loss Sensitive Contracts	6 Loss Sensitive as Percentage of Total
1. Homeowners/Farmowners	21,700			72,504		
2. Private Passenger Auto Liability/ Medical	2,224		0.0			
3. Commercial Auto/Truck Liability/ Medical	1,018,889	6,573	0.6	491,984	4,172	0.8
4. Workers' Compensation	4,981,324	481,139	9.7	790,183	76,275	9.7
5. Commercial Multiple Peril	334,924			307,649		
6. Medical Professional Liability - Occurrence	2,733			8		
7. Medical Professional Liability - Claims - Made	276,520			30		
8. Special Liability	33,298			76,726		
9. Other Liability - Occurrence	3,054,274	101,574	3.3	537,031	(53,571)	(10.0)
10. Other Liability - Claims-Made	1,011,100	460	0.0	252,131	5	0.0
11. Special Property	805,854			2,528,348		
12. Auto Physical Damage	23,438	47	0.2	179,944	142	0.1
13. Fidelity/Surety	74,405			306,941		
14. Other	121,345	1,695	1.4	195,406	(154)	(0.1)
15. International						
16. Reinsurance - Nonproportional Assumed Property	XXX	XXX	XXX	XXX	XXX	XXX
17. Reinsurance - Nonproportional Assumed Liability	XXX	XXX	XXX	XXX	XXX	XXX
18. Reinsurance - Nonproportional Assumed Financial Lines	XXX	XXX	XXX	XXX	XXX	XXX
19. Products Liability - Occurrence	243,555	6,103	2.5	38,338	332	0.9
20. Products Liability - Claims-Made	2,040		0.0	16	1	3.9
21. Financial Guaranty/Mortgage Guaranty						
22. Warranty	16,644			27,099		
23. Totals	12,024,268	597,591	5.0	5,804,338	27,201	0.5

SECTION 2

Years in Which Policies Were Issued	INCURRED LOSSES AND DEFENSE AND COST CONTAINMENT EXPENSES REPORTED AT YEAR END (\$000 OMITTED)									
	1	2	3	4	5	6	7	8	9	10
	2014	2015	2016	2017	2018	2019	2020	2021	2022	2023
1. Prior.....	7,768,777	7,829,674	7,780,306	7,731,977	7,689,838	7,660,565	7,664,808	5,262,753	5,168,583	5,159,252
2. 2014.....	205,743	502,017	462,975	434,666	438,204	412,008	396,546	194,220	186,885	182,124
3. 2015.....	XXX	251,658	503,325	460,344	443,226	416,203	401,933	198,694	193,112	192,480
4. 2016.....	XXX	XXX	171,281	358,482	314,815	323,389	321,982	160,714	152,412	151,085
5. 2017.....	XXX	XXX	XXX	159,790	336,620	331,953	342,241	172,429	158,076	148,456
6. 2018.....	XXX	XXX	XXX	XXX	139,367	255,356	289,932	155,600	149,850	147,281
7. 2019.....	XXX	XXX	XXX	XXX	XXX	119,678	235,112	110,218	105,722	103,337
8. 2020.....	XXX	XXX	XXX	XXX	XXX	XXX	60,803	61,248	63,765	66,369
9. 2021.....	XXX	XXX	XXX	XXX	XXX	XXX	XXX	27,974	63,567	66,093
10. 2022.....	XXX	XXX	XXX	XXX	XXX	XXX	XXX	XXX	30,534	62,714
11. 2023.....	XXX	XXX	XXX	XXX	XXX	XXX	XXX	XXX	XXX	58,986

SECTION 3

Years in Which Policies Were Issued	BULK AND INCURRED BUT NOT REPORTED RESERVES FOR LOSSES AND DEFENSE AND COST CONTAINMENT EXPENSES AT YEAR END (\$000 OMITTED)									
	1	2	3	4	5	6	7	8	9	10
	2014	2015	2016	2017	2018	2019	2020	2021	2022	2023
1. Prior.....	905,691	739,590	608,421	486,592	409,975	361,949	346,751	206,060	185,227	172,603
2. 2014.....	149,223	328,303	234,153	153,272	112,626	75,514	58,502	22,772	18,175	10,532
3. 2015.....	XXX	192,296	323,391	216,098	133,971	92,198	67,405	26,544	21,904	17,497
4. 2016.....	XXX	XXX	127,675	221,675	127,789	93,040	72,930	31,210	22,045	15,793
5. 2017.....	XXX	XXX	XXX	115,404	188,593	114,510	89,477	35,036	20,185	12,147
6. 2018.....	XXX	XXX	XXX	XXX	91,908	113,893	88,098	37,744	26,081	19,809
7. 2019.....	XXX	XXX	XXX	XXX	XXX	76,014	124,039	38,604	24,750	19,263
8. 2020.....	XXX	XXX	XXX	XXX	XXX	XXX	41,353	26,678	22,126	17,197
9. 2021.....	XXX	XXX	XXX	XXX	XXX	XXX	XXX	15,006	24,011	19,905
10. 2022.....	XXX	XXX	XXX	XXX	XXX	XXX	XXX	XXX	18,407	24,599
11. 2023.....	XXX	XXX	XXX	XXX	XXX	XXX	XXX	XXX	XXX	33,438

ANNUAL STATEMENT FOR THE YEAR 2023 OF THE ZURICH AMERICAN INSURANCE COMPANY
SCHEDULE P - PART 7A - PRIMARY LOSS SENSITIVE CONTRACTS (Continued)

SECTION 4

Years in Which Policies Were Issued	NET EARNED PREMIUMS REPORTED AT YEAR END (\$000 OMITTED)									
	1	2	3	4	5	6	7	8	9	10
	2014	2015	2016	2017	2018	2019	2020	2021	2022	2023
1. Prior.....	9,340,244	9,429,636	9,461,436	9,481,243	9,294,866	9,738,494	9,246,555	6,152,254	5,727,488	5,677,413
2. 2014.....	227,521	505,927	512,541	550,055	543,114	526,735	509,538	254,370	234,074	227,854
3. 2015.....	XXX	243,748	492,970	493,535	499,711	478,657	470,305	237,096	217,585	217,965
4. 2016.....	XXX	XXX	134,510	380,488	367,637	374,663	358,179	177,556	160,042	160,098
5. 2017.....	XXX	XXX	XXX	173,044	359,788	354,821	351,558	177,434	163,181	163,884
6. 2018.....	XXX	XXX	XXX	XXX	156,998	288,812	290,958	155,917	151,711	152,237
7. 2019.....	XXX	XXX	XXX	XXX	XXX	146,098	276,181	122,496	114,495	114,008
8. 2020.....	XXX	XXX	XXX	XXX	XXX	XXX	72,272	69,414	72,274	78,237
9. 2021.....	XXX	XXX	XXX	XXX	XXX	XXX	XXX	37,041	74,170	81,434
10. 2022.....	XXX	XXX	XXX	XXX	XXX	XXX	XXX	XXX	39,225	72,179
11. 2023.....	XXX	XXX	XXX	XXX	XXX	XXX	XXX	XXX	XXX	72,393

SECTION 5

Years in Which Policies Were Issued	NET RESERVE FOR PREMIUM ADJUSTMENTS AND ACCRUED RETROSPECTIVE PREMIUMS AT YEAR END (\$000 OMITTED)									
	1	2	3	4	5	6	7	8	9	10
	2014	2015	2016	2017	2018	2019	2020	2021	2022	2023
1. Prior.....	31,472	70,248	69,143	53,917	106,261	77,339	61,222	57,274	51,376	47,390
2. 2014.....	(21,621)	2,722	47,587	39,837	26,726	23,337	11,359	10,615	10,549	9,160
3. 2015.....	XXX	(17,765)	17,112	30,323	10,953	16,973	26,381	24,813	14,588	17,657
4. 2016.....	XXX	XXX	(39,483)	(3,167)	22,037	47,126	37,672	31,269	15,886	15,225
5. 2017.....	XXX	XXX	XXX	8,544	15,845	50,998	44,683	29,836	9,460	8,723
6. 2018.....	XXX	XXX	XXX	XXX	10,349	34,852	46,776	46,683	25,160	29,858
7. 2019.....	XXX	XXX	XXX	XXX	XXX	2,683	42,928	51,907	32,451	23,364
8. 2020.....	XXX	XXX	XXX	XXX	XXX	XXX	(9,709)	(2,437)	11,698	11,548
9. 2021.....	XXX	XXX	XXX	XXX	XXX	XXX	XXX	(6,244)	8,604	25,813
10. 2022.....	XXX	XXX	XXX	XXX	XXX	XXX	XXX	XXX	(6,688)	2,504
11. 2023.....	XXX	XXX	XXX	XXX	XXX	XXX	XXX	XXX	XXX	(12,654)

ANNUAL STATEMENT FOR THE YEAR 2023 OF THE ZURICH AMERICAN INSURANCE COMPANY
SCHEDULE P - PART 7B - REINSURANCE LOSS SENSITIVE CONTRACTS (\$000 OMITTED)

SECTION 1

Schedule P - Part 1	1 Total Net Losses and Expenses Unpaid	2 Net Losses and Expenses Unpaid on Loss Sensitive Contracts	3 Loss Sensitive as Percentage of Total	4 Total Net Premiums Written	5 Net Premiums Written on Loss Sensitive Contracts	6 Loss Sensitive as Percentage of Total
1. Homeowners/Farmowners	21,700			72,504		
2. Private Passenger Auto Liability/Medical	2,224					
3. Commercial Auto/Truck Liability/Medical	1,018,889			491,984		
4. Workers' Compensation	4,981,324			790,183		
5. Commercial Multiple Peril	334,924			307,649		
6. Medical Professional Liability - Occurrence	2,733			8		
7. Medical Professional Liability - Claims - Made	276,520			30		
8. Special Liability	33,298			76,726		
9. Other Liability - Occurrence	3,054,274			537,031		
10. Other Liability - Claims-Made	1,011,100			252,131		
11. Special Property	805,854			2,528,348		
12. Auto Physical Damage	23,438			179,944		
13. Fidelity/Surety	74,405			306,941		
14. Other	121,345			195,406		
15. International						
16. Reinsurance - Nonproportional Assumed Property						
17. Reinsurance - Nonproportional Assumed Liability						
18. Reinsurance - Nonproportional Assumed Financial Lines						
19. Products Liability - Occurrence	243,555			38,338		
20. Products Liability - Claims-Made	2,040			16		
21. Financial Guaranty/Mortgage Guaranty						
22. Warranty	16,644			27,099		
23. Totals	12,024,268			5,804,338		

SECTION 2

Years in Which Policies Were Issued	INCURRED LOSSES AND DEFENSE AND COST CONTAINMENT EXPENSES REPORTED AT YEAR END (\$000 OMITTED)									
	1 2014	2 2015	3 2016	4 2017	5 2018	6 2019	7 2020	8 2021	9 2022	10 2023
1. Prior.....										
2. 2014.....										
3. 2015.....	XXX									
4. 2016.....	XXX	XXX								
5. 2017.....	XXX	XXX	XX							
6. 2018.....	XXX	XXX	XX	XX						
7. 2019.....	XXX	XXX	XX	XXX	XX					
8. 2020.....	XXX	XXX	XXX	XXX	XXX	XXX				
9. 2021.....	XXX	XXX	XXX	XXX	XXX	XXX	XXX			
10. 2022.....	XXX	XXX	XXX	XXX	XXX	XXX	XXX	XXX		
11. 2023	XXX	XXX	XXX	XXX	XXX	XXX	XXX	XXX	XXX	

SECTION 3

Years in Which Policies Were Issued	BULK AND INCURRED BUT NOT REPORTED RESERVES FOR LOSSES AND DEFENSE AND COST CONTAINMENT EXPENSES AT YEAR END (\$000 OMITTED)									
	1 2014	2 2015	3 2016	4 2017	5 2018	6 2019	7 2020	8 2021	9 2022	10 2023
1. Prior.....										
2. 2014.....										
3. 2015.....	XXX									
4. 2016.....	XXX	XXX								
5. 2017.....	XXX	XXX	XX							
6. 2018.....	XXX	XXX	XX	XX						
7. 2019.....	XXX	XXX	XX	XXX	XX					
8. 2020.....	XXX	XXX	XXX	XXX	XXX	XXX				
9. 2021.....	XXX	XXX	XXX	XXX	XXX	XXX	XXX			
10. 2022.....	XXX	XXX	XXX	XXX	XXX	XXX	XXX	XXX		
11. 2023	XXX	XXX	XXX	XXX	XXX	XXX	XXX	XXX	XXX	

ANNUAL STATEMENT FOR THE YEAR 2023 OF THE ZURICH AMERICAN INSURANCE COMPANY
SCHEDULE P - PART 7B - REINSURANCE LOSS SENSITIVE CONTRACTS (Continued)
SECTION 4

Years in Which Policies Were Issued	NET EARNED PREMIUMS REPORTED AT YEAR END (\$000 OMITTED)									
	1 2014	2 2015	3 2016	4 2017	5 2018	6 2019	7 2020	8 2021	9 2022	10 2023
1. Prior.....										
2. 2014.....										
3. 2015.....	XXX									
4. 2016.....	XXX	XXX								
5. 2017.....	XXX	XXX	XX							
6. 2018.....	XXX	XXX	XX	XX						
7. 2019.....	XXX	XXX	XX	XXX	XX					
8. 2020.....	XXX	XXX	XXX	XXX	XXX	XXX				
9. 2021.....	XXX	XXX	XXX	XXX	XXX	XXX	XXX			
10. 2022.....	XXX	XXX	XXX	XXX	XXX	XXX	XXX	XXX		
11. 2023.....	XXX	XXX	XXX	XXX	XXX	XXX	XXX	XXX	XXX	

SECTION 5

Years in Which Policies Were Issued	NET RESERVE FOR PREMIUM ADJUSTMENTS AND ACCRUED RETROSPECTIVE PREMIUMS AT YEAR END (\$000 OMITTED)									
	1 2014	2 2015	3 2016	4 2017	5 2018	6 2019	7 2020	8 2021	9 2022	10 2023
1. Prior.....										
2. 2014.....										
3. 2015.....	XXX									
4. 2016.....	XXX	XXX								
5. 2017.....	XXX	XXX	XX							
6. 2018.....	XXX	XXX	XX	XX						
7. 2019.....	XXX	XXX	XX	XXX	XX					
8. 2020.....	XXX	XXX	XXX	XXX	XXX	XXX				
9. 2021.....	XXX	XXX	XXX	XXX	XXX	XXX	XXX			
10. 2022.....	XXX	XXX	XXX	XXX	XXX	XXX	XXX	XXX		
11. 2023.....	XXX	XXX	XXX	XXX	XXX	XXX	XXX	XXX	XXX	

SECTION 6

Years in Which Policies Were Issued	INCURRED ADJUSTABLE COMMISSIONS REPORTED AT YEAR END (\$000 OMITTED)									
	1 2014	2 2015	3 2016	4 2017	5 2018	6 2019	7 2020	8 2021	9 2022	10 2023
1. Prior.....										
2. 2014.....										
3. 2015.....	XXX									
4. 2016.....	XXX	XXX								
5. 2017.....	XXX	XXX	XX							
6. 2018.....	XXX	XXX	XX	XX						
7. 2019.....	XXX	XXX	XX	XXX	XX					
8. 2020.....	XXX	XXX	XXX	XXX	XXX	XXX				
9. 2021.....	XXX	XXX	XXX	XXX	XXX	XXX	XXX			
10. 2022.....	XXX	XXX	XXX	XXX	XXX	XXX	XXX	XXX		
11. 2023.....	XXX	XXX	XXX	XXX	XXX	XXX	XXX	XXX	XXX	

SECTION 7

Years in Which Policies Were Issued	RESERVES FOR COMMISSION ADJUSTMENTS AT YEAR END (\$000 OMITTED)									
	1 2014	2 2015	3 2016	4 2017	5 2018	6 2019	7 2020	8 2021	9 2022	10 2023
1. Prior.....										
2. 2014.....										
3. 2015.....	XXX									
4. 2016.....	XXX	XXX								
5. 2017.....	XXX	XXX	XX							
6. 2018.....	XXX	XXX	XX	XX						
7. 2019.....	XXX	XXX	XX	XXX	XX					
8. 2020.....	XXX	XXX	XXX	XXX	XXX	XXX				
9. 2021.....	XXX	XXX	XXX	XXX	XXX	XXX	XXX			
10. 2022.....	XXX	XXX	XXX	XXX	XXX	XXX	XXX	XXX		
11. 2023.....	XXX	XXX	XXX	XXX	XXX	XXX	XXX	XXX	XXX	

ANNUAL STATEMENT FOR THE YEAR 2023 OF THE ZURICH AMERICAN INSURANCE COMPANY

SCHEDULE P INTERROGATORIES

1. The following questions relate to yet-to-be-issued Extended Reporting Endorsements (EREs) arising from Death, Disability, or Retirement (DDR) provisions in Medical Professional Liability Claims Made insurance policies. EREs provided for reasons other than DDR are not to be included.
- 1.1 Does the company issue Medical Professional Liability Claims Made insurance policies that provide tail (also known as an extended reporting endorsement, or "ERE") benefits in the event of Death, Disability, or Retirement (DDR) at a reduced charge or at no additional cost? Yes [] No [X]
 If the answer to question 1.1 is "no", leave the following questions blank. If the answer to question 1.1 is "yes", please answer the following questions:
- 1.2 What is the total amount of the reserve for that provision (DDR Reserve), as reported, explicitly or not, elsewhere in this statement (in dollars)? \$
- 1.3 Does the company report any DDR reserve as Unearned Premium Reserve per SSAP #65? Yes [] No []
- 1.4 Does the company report any DDR reserve as loss or loss adjustment expense reserve? Yes [] No []
- 1.5 If the company reports DDR reserve as Unearned Premium Reserve, does that amount match the figure on the Underwriting and Investment Exhibit, Part 1A - Recapitulation of all Premiums (Page 7) Column 2, Lines 11.1 plus 11.2? Yes [] No [] N/A []
- 1.6 If the company reports DDR reserve as loss or loss adjustment expense reserve, please complete the following table corresponding to where these reserves are reported in Schedule P:

Years in Which Premiums Were Earned and Losses Were Incurred		DDR Reserve Included in Schedule P, Part 1F, Medical Professional Liability Column 24: Total Net Losses and Expenses Unpaid	
		1 Section 1: Occurrence	2 Section 2: Claims-Made
1.601	Prior		
1.602	2014		
1.603	2015		
1.604	2016		
1.605	2017		
1.606	2018		
1.607	2019		
1.608	2020		
1.609	2021		
1.610	2022		
1.611	2023		
1.612	Totals		

2. The definition of allocated loss adjustment expenses (ALAE) and, therefore, unallocated loss adjustment expenses (ULAE) was changed effective January 1, 1998. This change in definition applies to both paid and unpaid expenses. Are these expenses (now reported as "Defense and Cost Containment" and "Adjusting and Other") reported in compliance with these definitions in this statement? Yes [X] No []
3. The Adjusting and Other expense payments and reserves should be allocated to the years in which the losses were incurred based on the number of claims reported, closed and outstanding in those years. When allocating Adjusting and Other expense between companies in a group or a pool, the Adjusting and Other expense should be allocated in the same percentage used for the loss amounts and the claim counts. For reinsurers, Adjusting and Other expense assumed should be reported according to the reinsurance contract. For Adjusting and Other expense incurred by reinsurers, or in those situations where suitable claim count information is not available, Adjusting and Other expense should be allocated by a reasonable method determined by the company and described in Interrogatory 7, below. Are they so reported in this Statement? Yes [X] No []
4. Do any lines in Schedule P include reserves that are reported gross of any discount to present value of future payments, and that are reported net of such discounts on Page 10? Yes [X] No []
- If yes, proper disclosure must be made in the Notes to Financial Statements, as specified in the Instructions. Also, the discounts must be reported in Schedule P - Part 1, Columns 32 and 33. Schedule P must be completed gross of non-tabular discounting. Work papers relating to discount calculations must be available for examination upon request.
- Discounting is allowed only if expressly permitted by the state insurance department to which this Annual Statement is being filed.
5. What were the net premiums in force at the end of the year for:
 (in thousands of dollars)
- | | |
|--------------------|---------|
| 5.1 Fidelity | 34,419 |
| 5.2 Surety | 351,179 |
6. Claim count information is reported per claim or per claimant (Indicate which) per claim.....
 If not the same in all years, explain in Interrogatory 7.
- 7.1 The information provided in Schedule P will be used by many persons to estimate the adequacy of the current loss and expense reserves, among other things. Are there any especially significant events, coverage, retention or accounting changes that have occurred that must be considered when making such analyses? Yes [X] No []
- 7.2 (An extended statement may be attached.)

7.2

No commutations having a significant impact in Schedule P were entered into during 2014 through 2023.

The Company maintained its whole account quota share reinsurance treaty with affiliates in years 2014 – 2023. 50% is ceded to affiliates for these years.

Beginning with the 2010 Annual Statement, Direct Markets Garage Liability business is moved from Other Liability and Products Liability to Auto Liability on a prospective basis. Prior valuations of data for this business remain in the Other Liability and Products Liability sections.

As described in the Business Combinations and Goodwill Note 3, Section A – Statutory Purchase Method in the 2016 Annual Statement, the Company purchased 100% interest in Rural Community Insurance Agency, Inc (RCIA) and its fully owned subsidiary RCIC (collectively known as RCIS) on March 31, 2016. RCIS is a provider of agricultural insurance through a federal crop insurance program and other private crop insurance products which fall into Schedule P Part I. The Company was already assuming business from RCIS prior to the acquisition, but the volume of assumed business increased following the acquisition. Beginning with the 2018 Annual Statement, RCIS was included as a member of the ZAIC pool of companies and incorporated into the Schedule P.

On October 1, 2019, ZAIC entered into a loss portfolio transfer (LPT) with its Bermuda affiliate, Centre Solutions (U.S.) Limited. The LPT transfers ZAIC-pool legacy liabilities (excluding workers' compensation) from underwriting years prior to 1987. The LPT liability transferred is capped at \$1 billion of losses on net liabilities transferred, or approximately \$500 million of adverse development cover. The limit is based on net liabilities as of September 30, 2017, as rolled forward to execution date. Pursuant to the LPT, \$402.1 million of liabilities were transferred for consideration of \$491.1 million, consisting of cash and pre-existing insurance and reinsurance receivables associated with the portfolio. As the LPT is between affiliates, and ZAIC did not have a gain on the transfer, the LPT was accounted for as a prospective reinsurance agreement in accordance to guidance prescribed in SSAP 62R paragraph 36.d. The affiliate reinsurance agreement required regulatory approval and was approved by NYDFS on September 3, 2019. The consideration paid for the LPT of \$491.1 million was recorded as a component of ceded written/earned premium, and the reserves transferred of \$402.1 million was recorded as a component of prior year changes in loss reserves. A corollary agreement also transfers responsibility for claims administration services to the Enstar Group.

SCHEDULE T - EXHIBIT OF PREMIUMS WRITTEN

Allocated by States and Territories

States, Etc.	1 Active Status (a)	Gross Premiums, Including Policy and Membership Fees, Less Return Premiums and Premiums on Policies Not Taken		4 Dividends Paid or Credited to Policyholders on Direct Business	5 Direct Losses Paid (Deducting Salvage)	6 Direct Losses Incurred	7 Direct Losses Unpaid	8 Finance and Service Charges Not Included in Premiums	9 Direct Premiums Written for Federal Purchasing Groups (Included in Column 2)
		2 Direct Premiums Written	3 Direct Premiums Earned						
1. Alabama	AL	L	116,667,709	115,516,298	81,375,935	77,671,697	166,534,758	38,146	511,579
2. Alaska	AK	L	19,359,993	19,664,135	4,458,297	4,124,652	22,871,117		73,596
3. Arizona	AZ	L	147,043,152	136,412,575	50,347,540	68,391,611	221,187,188	6,217	760,721
4. Arkansas	AR	L	53,195,112	54,311,895	30,373,817	25,213,865	56,442,289	29,229	235,489
5. California	CA	L	1,248,417,801	1,211,935,110	668,922,638	579,184,597	2,405,158,933	71,598	2,569,701
6. Colorado	CO	L	172,098,446	170,924,248	105,942,934	154,677,830	561,935,350	32,577	1,094,458
7. Connecticut	CT	L	113,521,920	107,873,004	90,523,163	69,150,337	185,086,629	7,334	433,425
8. Delaware	DE	L	46,292,739	45,172,302	15,376,751	22,205,262	103,102,401	3,452	80,881
9. District of Columbia	DC	L	36,979,754	32,447,913	14,328,256	6,115,422	47,271,607		24,342
10. Florida	FL	L	662,957,712	627,558,236	283,741,434	234,101,847	745,738,158	28,356	2,546,401
11. Georgia	GA	L	277,645,910	261,489,615	160,643,641	170,539,740	332,085,598	103,747	816,183
12. Hawaii	HI	L	47,010,789	39,437,426	11,957,418	49,560,412	88,896,912	338	122,371
13. Idaho	ID	L	48,861,314	45,527,706	18,326,592	22,214,301	50,044,662	3,673	285,654
14. Illinois	IL	L	390,477,469	383,878,239	194,340,679	208,214,564	680,349,357	145,454	1,168,387
15. Indiana	IN	L	149,922,600	143,657,856	52,019,594	59,911,268	183,486,167	60,689	622,505
16. Iowa	IA	L	85,538,393	77,947,699	49,620,773	58,947,908	120,701,856	54,108	354,926
17. Kansas	KS	L	84,300,667	77,640,481	36,154,994	43,565,618	135,710,427	49,066	463,364
18. Kentucky	KY	L	89,902,518	89,185,798	37,962,560	21,463,526	139,674,718	111,870	1,439,392
19. Louisiana	LA	L	201,531,529	190,761,702	133,690,561	97,316,152	305,998,151	7,397	496,429
20. Maine	ME	L	16,986,061	17,624,934	8,069,628	5,472,648	22,985,060	3,659	203,498
21. Maryland	MD	L	128,668,835	119,976,863	93,359,754	101,263,099	239,346,645	20,118	679,755
22. Massachusetts	MA	L	265,691,105	250,180,281	134,660,264	164,615,093	386,549,639	5,941	714,831
23. Michigan	MI	L	178,484,046	168,443,267	69,348,294	85,858,037	236,264,953	46,467	777,905
24. Minnesota	MN	L	137,232,273	135,076,446	49,543,960	103,225,570	254,190,136	106,255	604,808
25. Mississippi	MS	L	68,765,541	66,790,363	25,099,611	47,708,012	98,614,995	5,203	240,125
26. Missouri	MO	L	150,074,709	149,614,215	101,549,415	95,702,942	228,753,395	53,744	659,163
27. Montana	MT	L	21,247,927	19,349,051	10,075,489	(26,610,456)	26,100,633	8,083	278,858
28. Nebraska	NE	L	66,494,822	60,723,233	19,803,114	13,469,035	86,040,930	115,228	289,857
29. Nevada	NV	L	95,710,127	90,825,108	41,527,335	51,519,005	135,185,199	4,351	273,578
30. New Hampshire	NH	L	28,051,696	27,269,018	7,619,047	9,664,893	36,338,731	(186)	228,986
31. New Jersey	NJ	L	363,590,577	352,058,614	246,175,747	261,821,447	802,767,689	2,036	785,329
32. New Mexico	NM	L	46,779,126	41,983,610	14,997,625	24,153,228	75,670,676	20,608	261,644
33. New York	NY	L	671,607,497	655,713,964	452,031,727	383,060,092	2,174,143,330	27,009	1,653,368
34. North Carolina	NC	L	214,440,926	193,585,636	76,882,977	96,435,771	247,039,872	85,033	1,198,244
35. North Dakota	ND	L	20,121,404	18,425,645	2,697,278	20,369,429	14,924,491	48,618	129,746
36. Ohio	OH	L	166,915,053	159,196,363	94,492,826	89,148,691	223,104,522	79,961	1,069,870
37. Oklahoma	OK	L	106,078,724	99,651,529	72,796,971	5,273,611	141,899,905	16,185	569,838
38. Oregon	OR	L	85,963,585	77,444,194	29,073,492	36,823,033	82,540,710	57,272	654,851
39. Pennsylvania	PA	L	444,302,413	422,754,957	262,219,469	319,348,435	782,578,083	11,397	1,370,640
40. Rhode Island	RI	L	33,232,702	32,623,103	9,720,896	16,790,118	51,570,784		100,113
41. South Carolina	SC	L	152,198,953	143,520,690	70,236,199	73,405,839	186,560,734	6,164	521,971
42. South Dakota	SD	L	25,109,897	22,739,376	20,823,051	32,113,551	48,798,245	54,651	166,025
43. Tennessee	TN	L	127,113,452	126,260,964	61,257,910	57,854,150	226,136,179	24,239	664,270
44. Texas	TX	L	883,813,107	821,818,097	628,082,224	647,109,536	1,219,140,045	49,786	3,588,923
45. Utah	UT	L	108,676,472	101,060,666	31,274,917	58,439,000	139,378,028	6,568	177,066
46. Vermont	VT	L	14,064,904	12,338,515	10,436,627	12,600,305	14,862,078	2,792	162,167
47. Virginia	VA	L	179,837,865	170,244,760	58,034,741	63,841,196	242,025,333	73,723	1,066,893
48. Washington	WA	L	144,017,999	130,154,027	56,361,232	80,184,036	162,681,564	28,989	778,536
49. West Virginia	WV	L	32,137,913	28,604,891	14,071,738	12,635,803	66,794,823	1,264	163,342
50. Wisconsin	WI	L	174,790,111	162,427,034	79,169,169	77,980,941	289,169,804	102,425	676,268
51. Wyoming	WY	L	19,707,861	17,817,121	8,758,639	13,211,386	15,512,760	2,441	119,247
52. American Samoa	AS	N							
53. Guam	GU	L	3,822,140	1,778,097	3,532,489	3,747,888	547,752		105,045
54. Puerto Rico	PR	L	12,209,483	12,491,364	2,900,862	2,568,759	2,563,255		10,988
55. U.S. Virgin Islands	VI	L	18,243	29,264	1,927,577	1,869,117	60,045		
56. Northern Mariana Islands	MP	L							
57. Canada	CAN	N							
58. Aggregate other alien	OT	XXX	75,491,862	73,963,107	32,156,532	(1,934,702)	52,797,855		
59. Totals	XXX		9,255,174,934	8,815,900,605	4,940,876,405	5,013,309,146	15,565,915,156	1,823,275	35,045,549
DETAILS OF WRITE-INS									
58001. ABW - Aruba	XXX		543,310	411,757	179,058	(10,671)	293,114		
58002. ARE - United Arab Emirates	XXX		450	3,858	1,678	(100)	2,746		
58003. ARG - Argentina	XXX		22	729	317	(19)	519		
58998. Summary of remaining write-ins for Line 58 from overflow page	XXX		74,948,080	73,546,763	31,975,479	(1,923,912)	52,501,476		
58999. Totals (Lines 58001 through 58003 plus 58998)(Line 58 above)	XXX		75,491,862	73,963,107	32,156,532	(1,934,702)	52,797,855		

(a) Active Status Counts:

- 1. L - Licensed or Chartered - Licensed insurance carrier or domiciled RRG..... 55
- 2. R - Registered - Non-domiciled RRGs.....
- 3. E - Eligible - Reporting entities eligible or approved to write surplus lines in the state (other than their state of domicile - see DSLI).....
- 4. Q - Qualified - Qualified or accredited reinsurer.....
- 5. D - Domestic Surplus Lines Insurer (DSLII) - Reporting entities authorized to write surplus lines in the state of domicile.....
- 6. N - None of the above - Not allowed to write business in the state..... 2

ANNUAL STATEMENT FOR THE YEAR 2023 OF THE ZURICH AMERICAN INSURANCE COMPANY

(b) Explanation of basis of allocation of premiums by states, etc.

- LOCATION OF PROPERTY - FIRE, EARTHQUAKE, ALLIED LINES, HOMEOWNERS MULTIPLE PERIL, BURGLARY AND THEFT, COMMERCIAL MULTIPLE PERIL, WARRANTY (HOME), BOILER AND MACHINERY, OCEAN MARINE, INLAND MARINE, GLASS
 - PLACE WHERE PRINCIPALLY GARAGED - AUTO PHYSICAL DAMAGE, AUTO LIABILITY, AIRCRAFT (ALL PERILS)
 - LOCATION OF OPERATION - WORKERS COMPENSATION
 - LOCATION OF OPERATION OF PREMISES - LIABILITY OTHER THAN AUTO
 - LOCATION OF EMPLOYMENT - GROUP ACCIDENT AND HEALTH
 - LOCATION OF RISK - MEDICAL MALPRACTICE
 - ADDRESS OF INSURED - OTHER ACCIDENT AND HEALTH, WARRANTY (DEALERSHIP)
 - LOCATION OF RISK WHERE OBLIGATION EXISTS, LOCATION OF WORK PERFORMED, LOCATION OF OBLIGEE - FIDELITY, SURETY
 - PRINCIPAL PLACE OF INSURED - CREDIT
- "Other Alien" premium not allocated to a specific country due to unique exposures not currently contemplated by the NAIC list of country codes or system limitations.

SCHEDULE T - PART 2
INTERSTATE COMPACT - EXHIBIT OF PREMIUMS WRITTEN

Allocated by States and Territories

States, Etc.	Direct Business Only					Totals
	1 Life (Group and Individual)	2 Annuities (Group and Individual)	3 Disability Income (Group and Individual)	4 Long-Term Care (Group and Individual)	5 Deposit-Type Contracts	
1. Alabama AL						
2. Alaska AK						
3. Arizona AZ						
4. Arkansas AR						
5. California CA						
6. Colorado CO						
7. Connecticut CT						
8. Delaware DE						
9. District of Columbia DC						
10. Florida FL						
11. Georgia GA						
12. Hawaii HI						
13. Idaho ID						
14. Illinois IL						
15. Indiana IN						
16. Iowa IA						
17. Kansas KS						
18. Kentucky KY						
19. Louisiana LA						
20. Maine ME						
21. Maryland MD						
22. Massachusetts MA						
23. Michigan MI						
24. Minnesota MN						
25. Mississippi MS						
26. Missouri MO						
27. Montana MT						
28. Nebraska NE						
29. Nevada NV						
30. New Hampshire NH						
31. New Jersey NJ						
32. New Mexico NM						
33. New York NY						
34. North Carolina NC						
35. North Dakota ND						
36. Ohio OH						
37. Oklahoma OK						
38. Oregon OR						
39. Pennsylvania PA						
40. Rhode Island RI						
41. South Carolina SC						
42. South Dakota SD						
43. Tennessee TN						
44. Texas TX						
45. Utah UT						
46. Vermont VT						
47. Virginia VA						
48. Washington WA						
49. West Virginia WV						
50. Wisconsin WI						
51. Wyoming WY						
52. American Samoa AS						
53. Guam GU						
54. Puerto Rico PR						
55. U.S. Virgin Islands VI						
56. Northern Mariana Islands MP						
57. Canada CAN						
58. Aggregate Other Alien OT						
59. Total						

NONE

ANNUAL STATEMENT FOR THE YEAR 2023 OF THE ZURICH AMERICAN INSURANCE COMPANY

SCHEDULE Y - INFORMATION CONCERNING ACTIVITIES OF INSURER MEMBERS OF A HOLDING COMPANY GROUP
PART - 1 ORGANIZATIONAL CHART

Group Code	Group Name	NAIC Company Code	Federal ID Number	Federal RSSD	CIK	Name of Securities Exchange if Publicly Traded (U.S. or International)	Names of Parent, Subsidiaries Or Affiliates	Domiciliary Location	Relationship to Reporting Entity	Type of Control (Ownership, Board, Management, Attorney-in-Fact, Influence, Other)		If Control is Ownership Provide Percentage	Ultimate Controlling Entity(ies)/Person(s)	Is an SGA Filing Required ? (Yes/No)	*	
										Directly Controlled by (Name of Entity/Person)	Other					
0069	Farmers Insurance Group	00000					10433 Ella Blvd, LLC	DE	OTH	Mid-Century Insurance Company	Ownership	100.00000	Farmers Insurance Exchange	No	10	
		00000	82-3606914				11930 Narcoossee Road, LLC	DE	DS	Mid-Century Insurance Company	Ownership	100.00000	Farmers Insurance Exchange	No		
							12225 NE 60th Way, LLC	DE	OTH	Truck Insurance Exchange	Ownership	100.00000	Farmers Insurance Exchange	No		
			84-2794277				14001 Rosencrans Avenue, LLC	DE	OTH	Farmers Insurance Exchange	Ownership	100.00000	Farmers Insurance Exchange	No	10	
			81-4674724				145 Great Road LLC	DE	NIA	Mid-Century Insurance Company	Ownership	100.00000	Farmers Insurance Exchange	No		
			47-3820947				17885 Von Karman, LLC	CA	OTH	Farmers Insurance Exchange	Ownership	100.00000	Farmers Insurance Exchange	No	10	
			82-2860816				201 Railroad Ave, LLC	DE	OTH	Farmers Insurance Exchange	Ownership	100.00000	Farmers Insurance Exchange	No	10	
		0069	Farmers Insurance Group	36404	95-4136306			21st Century Casualty Company	CA	OTH	21st Century Insurance Group	Ownership	100.00000	Farmers Insurance Exchange	No	10
		0069	Farmers Insurance Group	34789	23-2044095			21st Century Centennial Insurance Company	PA	OTH	21st Century Insurance Company	Ownership	100.00000	Farmers Insurance Exchange	No	10
		0069	Farmers Insurance Group	00000	51-0283170			21st Century Insurance and Financial Services, Inc.	DE	OTH	21st Century Insurance Company	Ownership	100.00000	Farmers Insurance Exchange	No	10
0069	Farmers Insurance Group	12963	95-2565072				21st Century Insurance Company	CA	OTH	21st Century Insurance Group	Ownership	100.00000	Farmers Insurance Exchange	No	10	
		00000	95-1935264				21st Century Insurance Group	DE	OTH	Mid-Century Insurance Company	Ownership	100.00000	Farmers Insurance Exchange	No	10	
		32220	13-3333609				21st Century North America Insurance Company	NY	OTH	Mid-Century Insurance Company	Ownership	100.00000	Farmers Insurance Exchange	No	10	
		10710	13-3922322				21st Century Pinnacle Insurance Company	NJ	OTH	21st Century North America Insurance Company	Ownership	100.00000	Farmers Insurance Exchange	No	10	
		20786	22-1721971				21st Century Premier Insurance Company	PA	OTH	21st Century Centennial Insurance Company	Ownership	100.00000	Farmers Insurance Exchange	No	10	
		00000	92-1475501				2475 Mill Center Parkway, LLC	DE	OTH	Farmers Insurance Exchange	Ownership	100.00000	Farmers Insurance Exchange	No		
		00000	92-1508649				280 Riverside Parkway, LLC	DE	OTH	Farmers Insurance Exchange	Ownership	100.00000	Farmers Insurance Exchange	No		
		00000	88-4349711				3049 East Washburn Road, LLC	DE	OTH	Farmers Insurance Exchange	Ownership	100.00000	Farmers Insurance Exchange	No		
		00000	92-1207496				3195 East Washburn Road, LLC	DE	OTH	Farmers Insurance Exchange	Ownership	100.00000	Farmers Insurance Exchange	No		
		00000	81-0741455				384 Santa Trinita Ave LLC	DE	OTH	Fire Insurance Exchange	Ownership	100.00000	Farmers Insurance Exchange	No	10	
0069	Farmers Insurance Group	00000	86-2246655				3P2 Holdings, LLC	DE	NIA	ZSF/Dallas Tower LLC	Ownership	63.77000	Zurich Insurance Group Ltd.	No		
		00000	92-1554532				4345 Hamilton Mill Road, LLC	DE	OTH	Farmers Insurance Exchange	Ownership	100.00000	Farmers Insurance Exchange	No		
		00000	92-1590378				475 Riverside Parkway, LLC	DE	OTH	Mid-Century Insurance Company	Ownership	100.00000	Farmers Insurance Exchange	No		
		00000	82-4386531				6671-6675 North Macarthur Blvd, LLC	DE	DS	Mid-Century Insurance Company	Ownership	100.00000	Farmers Insurance Exchange	No		
		00000					Access Franchise Management Limited	GBR	NIA	Zurich Assurance Ltd	Ownership	100.00000	Zurich Insurance Group Ltd.	No		
		00000					ACH 000 141 051 Ltd.	AUS	NIA	Zurich Financial Services Australia Limited	Ownership	100.00000	Zurich Insurance Group Ltd.	No		
		00000					Afterland Limited	GBR	NIA	Zurich Assurance Ltd	Ownership	100.00000	Zurich Insurance Group Ltd.	No		
		00000					AG Haus der Wirtschaft	CHE	NIA	Zurich Versicherungs-Gesellschaft AG	Ownership	8.16327	Zurich Insurance Group Ltd.	No		
		00000					Allied Dunbar Assurance plc	GBR	NIA	Zurich Financial Services (UKISA) Nominees Limited	Ownership	100.00000	Zurich Insurance Group Ltd.	No		
		00000					Allied Dunbar Financial Services Limited	GBR	NIA	Allied Dunbar Assurance plc	Ownership	100.00000	Zurich Insurance Group Ltd.	No		
0069	Farmers Insurance Group	10245	86-0812962				American Federation Insurance Company	TX	OTH	21st Century Insurance Group	Ownership	100.00000	Farmers Insurance Exchange	No	10	
		0212	36-6071400				American Guarantee and Liability Insurance Company	NY	IA	Zurich American Insurance Company	Ownership	100.00000	Zurich Insurance Group Ltd.	Yes		
		0069	13-3953213				American Pacific Insurance Company, Inc.	HI	OTH	Farmers Insurance Hawaii, Inc.	Ownership	100.00000	Farmers Insurance Exchange	No	10	
		0212	36-3141762				American Zurich Insurance Company	IL	IA	Steadfast Insurance Company	Ownership	100.00000	Zurich Insurance Group Ltd.	Yes		
		00000					Applyhere Pty Ltd	AUS	NIA	Dawdson Trahare Holding Pty Ltd	Ownership	100.00000	Zurich Insurance Group Ltd.	No		
		00000					Ashdale Land and Property Company Limited	GBR	NIA	Zurich Insurance plc	Ownership	100.00000	Zurich Insurance Group Ltd.	No		
		00000					Asistbras S/A Assistência ao Viajante	BRA	IA	Travel Ace Internacional de Servicios S.A.	Ownership	65.00000	Zurich Insurance Group Ltd.	No		
		00000					Assistance Online (China) Co Ltd	CHN	NIA	Assistance Online Pte. Ltd	Ownership	100.00000	Zurich Insurance Group Ltd.	No		
		00000					Assistance Online HK Ltd	HKG	NIA	Assistance Online HK Ltd	Ownership	0.00000	Zurich Insurance Group Ltd.	No		
		00000					Assistance Online Pte. Ltd	HKG	NIA	Assistance Online Pte. Ltd	Ownership	100.00000	Zurich Insurance Group Ltd.	No		
0069	Farmers Insurance Group	00000					Assistance Online Pte. Ltd	SGP	NIA	Customer Care Assistance Pty Ltd	Ownership	100.00000	Zurich Insurance Group Ltd.	No		
		00000					ASTIS Holdings Limited	AUS	NIA	Cover-More Finance Pty Limited	Ownership	100.00000	Zurich Insurance Group Ltd.	No		
		00000	36-4851720				Aust Office 1, LLC	DE	NIA	Zurich American Insurance Company	Ownership	100.00000	Zurich Insurance Group Ltd.	No		
		00000					autoSense AG	CHE	NIA	Zurich Versicherungs-Gesellschaft AG	Ownership	33.33000	Zurich Insurance Group Ltd.	No		
		00000					Balkylliane Holdings Limited	IRL	NIA	Zurich Insurance plc	Ownership	100.00000	Zurich Insurance Group Ltd.	No		
		00000					Bansabadell Pensiones, E.G.F.P. S.A.	ESP	NIA	Zurich Vida, Compania de Seguros y Reaseguros, S.A. - Sociad	Ownership	50.00000	Zurich Insurance Group Ltd.	No		
		00000					Bansabadell Seguros Generales, S.A. de Seguros y Reaseguros	ESP	IA	Zurich Versicherungs-Gesellschaft AG	Ownership	50.00000	Zurich Insurance Group Ltd.	No		
		00000					Bansabadell Servicios Auxiliares De Seguros, S.L.	ESP	IA	Bansabadell Seguros Generales, S.A. de Seguros y Reaseguros	Ownership	100.00000	Zurich Insurance Group Ltd.	No		
		00000					Bansabadell Vida S.A. de Seguros y Reaseguros	ESP	IA	Zurich Vida, Compania de Seguros y Reaseguros, S.A. - Sociad	Ownership	50.00000	Zurich Insurance Group Ltd.	No		
		00000					Benefit Finance Partners, L.L.C.	DE	NIA	Zurich Benefit Finance LLC	Ownership	50.00000	Zurich Insurance Group Ltd.	No		
0069	Farmers Insurance Group	00000	13-4097988				BFF Securities LLC	DE	NIA	Benefit Finance Partners, L.L.C.	Ownership	100.00000	Zurich Insurance Group Ltd.	No		
		00000					Bloomington Office LP	DE	NIA	Zurich Structured Finance, Inc.	Ownership	99.00000	Zurich Insurance Group Ltd.	No		
		00000					Bloomington Office MGP Manager, Inc	DE	NIA	Zurich Structured Finance, Inc.	Ownership	100.00000	Zurich Insurance Group Ltd.	No		
		00000					Bloomington Office MGP, LLC	DE	NIA	Bloomington Office MGP Manager, Inc	Ownership	1.00000	Zurich Insurance Group Ltd.	No		
		00000					Bloomington Office MGP, LLC	DE	NIA	Zurich Structured Finance, Inc.	Ownership	99.00000	Zurich Insurance Group Ltd.	No		
		00000					Blue Insurance Australia Pty Ltd	AUS	NIA	Blue Insurance Limited	Ownership	100.00000	Zurich Insurance Group Ltd.	No		
		00000					Blue Insurance Limited	IRL	NIA	Cover-More Australia Pty Ltd	Ownership	97.61000	Zurich Insurance Group Ltd.	No		
		00000					Blue Marble Capital L.P.	BMU	NIA	Blue Marble Micro Limited	Ownership	100.00000	Zurich Insurance Group Ltd.	No		
		00000					Blue Marble Micro Limited	GBR	NIA	Zurich Versicherungs-Gesellschaft AG	Ownership	100.00000	Zurich Insurance Group Ltd.	No		
		00000					Blue Marble Microinsurance, Inc.	DE	NIA	Blue Marble Micro Limited	Ownership	100.00000	Zurich Insurance Group Ltd.	No		
0069	Farmers Insurance Group	00000					Boldoni 3 S.r.l	ITA	OTH	Zurich Investments Life S.p.A.	Ownership	100.00000	Zurich Insurance Group Ltd.	No		
		00000					Bonus Pensionskassen Aktiengesellschaft	AUT	NIA	Zurich Versicherungs-Aktiengesellschaft	Ownership	87.50000	Zurich Insurance Group Ltd.	No		
		00000					BONUS Versicherungskasse AG	AUT	NIA	Zurich Versicherungs-Aktiengesellschaft	Ownership	50.00000	Zurich Insurance Group Ltd.	No		
		00000	47-2289489				BOS Apt 1, LLC	DE	NIA	Zurich American Insurance Company	Ownership	100.00000	Zurich Insurance Group Ltd.	No		
		00000	47-2445859				BOS Apt 2, LLC	DE	NIA	Zurich American Insurance Company	Ownership	100.00000	Zurich Insurance Group Ltd.	No		
		00000	47-2483669				BOS Office 3, LLC	DE	NIA	Farmers New World Life Insurance Company	Ownership	100.00000	Zurich Insurance Group Ltd.	No		
		00000	37-1849541				BOS Office 4, LLC	DE	NIA	Zurich American Insurance Company	Ownership	100.00000	Zurich Insurance Group Ltd.	No		
		00000	47-4684158				BOS Retail 1, LLC	DE	NIA	Zurich American Insurance Company	Ownership	100.00000	Zurich Insurance Group Ltd.	No		
		00000					Box Cyber Services Middle East Ltd	ARE	NIA	Box Insurance Inc.	Ownership	100.00000	Zurich Insurance Group Ltd.	No		
		00000					Box Insurance Inc.	CAN	NIA	Zurich Versicherungs-Gesellschaft AG	Ownership	33.33333	Zurich Insurance Group Ltd.	No		
0069	Farmers Insurance Group	00000	87-3332812				Box Insurance LLC	FL	NIA	Box Insurance Inc.	Ownership	100.00000	Zurich Insurance Group Ltd.	No		
		00000					Box Insurance PTE Limited	SGP	NIA	Box Insurance Inc.	Ownership	100.00000	Zurich Insurance Group Ltd.	No		
		00000					Britecourt Limited	GBR	NIA	Zurich Assurance Ltd	Ownership	100.00000	Zurich Insurance Group Ltd.	No	10	
		00000	34-1893500				Bristol West Casualty Insurance Company	OH	OTH	Coast National Insurance Company	Ownership	100.00000	Farmers Insurance Exchange	No	10	
		00000	13-3994449				Bristol West Holdings, Inc.	DE	OTH	Farmers Insurance Exchange	Ownership	42.00000	Farmers Insurance Exchange	No	10	
		00000	13-3994449				Bristol West Holdings, Inc.	DE	OTH	Fire Insurance Exchange	Ownership	3.75000	Farmers Insurance Exchange	No	10	
		00000	13-3994449				Bristol West Holdings, Inc.	DE	OTH	Mid-Century Insurance Company	Ownership	47.50000	Farmers Insurance Exchange	No	10	
		00000	13-3994449				Bristol West Holdings, Inc.	DE	OTH	Truck Insurance Exchange	Ownership	6.75000	Farmers Insurance Exchange	No	10	
		0069	Farmers Insurance Group	19658	38-1885162			Bristol West Insurance Company	OH	OTH	Coast National Insurance Company	Ownership	100.00000	Farmers Insurance Exchange	No	10
		00000	65-0880876				Bristol West Insurance Services of California, Inc.	CA	OTH	Bristol West Holdings, Inc.	Ownership	100.00000	Farmers Insurance Exchange	No		

ANNUAL STATEMENT FOR THE YEAR 2023 OF THE ZURICH AMERICAN INSURANCE COMPANY

SCHEDULE Y - INFORMATION CONCERNING ACTIVITIES OF INSURER MEMBERS OF A HOLDING COMPANY GROUP
PART - 1 ORGANIZATIONAL CHART

Group Code	Group Name	NAIC Company Code	Federal ID Number	Federal RSSD	CIK	Name of Securities Exchange If Publicly Traded (U.S. or International)	Names of Parent, Subsidiaries Or Affiliates	Domiciliary Location	Relationship to Reporting Entity	Directly Controlled by (Name of Entity/Person)	Type of Control (Ownership, Board, Management, Attorney-in-Fact, Influence, Other)			Ultimate Controlling Entity(ies)/Person(s)	Is an SCA Filing Required ? (Yes/No)
											Ownership Percentage	If Control is Provided	Percentage		
0069	Farmers Insurance Group	00000	65-0616769				Bristol West Insurance Services, Inc. of Florida	FL	OTH	Bristol West Holdings, Inc.	Ownership	100.00000	Farmers Insurance Exchange	No	
		00000	86-1174452				Bristol West Preferred Insurance Company	MI	OTH	Bristol West Holdings, Inc.	Ownership	100.00000	Farmers Insurance Exchange	No	
		00000					brokerbusiness.ch AG	CHE	NIA	Zürich Versicherungs-Gesellschaft AG	Ownership	25.00000	Zurich Insurance Group Ltd.	No	
		00000	65-0919338				BWIS of Nevada, Inc.	NV	OTH	Bristol West Holdings, Inc.	Ownership	100.00000	Farmers Insurance Exchange	No	
		00000					Cayley Aviation Ltd.	BMU	NIA	Zurich Insurance Company Ltd, Bermuda Branch	Ownership	100.00000	Zurich Insurance Group Ltd.	No	
		00000					Celia Assistance SL	ESP	IA	Universal Assistance S.A.	Ownership	100.00000	Zurich Insurance Group Ltd.	No	
		00000	13-4038482				Centre Group Holdings (U.S.) Limited	DE	NIA	Zurich Structured Finance, Inc.	Ownership	100.00000	Zurich Insurance Group Ltd.	No	
		0212	Zurich Ins Group	34649	13-2653231			Centre Insurance Company	DE	IA	Centre Solutions (U.S.) Limited	Ownership	100.00000	Zurich Insurance Group Ltd.	No
		0212	Zurich Ins Group	80896	04-1589940			Centre Life Insurance Company	MA	IA	Centre Solutions (U.S.) Limited	Ownership	100.00000	Zurich Insurance Group Ltd.	No
		00000					Centre Reinsurance (U.S.) Limited	BMU	IA	Centre Group Holdings (U.S.) Limited	Ownership	100.00000	Zurich Insurance Group Ltd.	No	
00000					Centre Solutions (Bermuda) Limited	BMU	IA	Zurich Finance Company Ltd	Ownership	100.00000	Zurich Insurance Group Ltd.	No			
00000					Centre Solutions (U.S.) Limited	BMU	IA	Centre Group Holdings (U.S.) Limited	Ownership	100.00000	Zurich Insurance Group Ltd.	No			
00000					Charlotte Industrial 2, LLC	DE	NIA	Farmers New World Life Insurance Company	Ownership	100.00000	Zurich Insurance Group Ltd.	No			
00000					Charlotte Industrial 3, LLC	DE	NIA	Farmers New World Life Insurance Company	Ownership	100.00000	Zurich Insurance Group Ltd.	No			
00000					Charlotte Office 1, LLC	DE	NIA	Zurich American Insurance Company	Ownership	100.00000	Zurich Insurance Group Ltd.	No			
00000					CHI APT 1, LLC	DE	NIA	Zurich American Insurance Company	Ownership	100.00000	Zurich Insurance Group Ltd.	No			
00000					CHI IND 1, LLC	DE	NIA	Farmers New World Life Insurance Company	Ownership	100.00000	Zurich Insurance Group Ltd.	No			
00000					CHI IND 6, LLC	DE	NIA	Farmers New World Life Insurance Company	Ownership	100.00000	Zurich Insurance Group Ltd.	No			
00000					Chilena Consolidada Seguros de Vida S.A.	CHL	IA	Inversiones Suizo Chilena S.A.	Ownership	98.97703	Zurich Insurance Group Ltd.	No			
00000					Chilena Consolidada Seguros Generales S.A.	CHL	IA	Chilena Consolidada Seguros de Vida S.A.	Ownership	7.40525	Zurich Insurance Group Ltd.	No			
00000					Chilena Consolidada Seguros Generales S.A.	CHL	IA	Inversiones Suizo Chilena S.A.	Ownership	82.73165	Zurich Insurance Group Ltd.	No			
0069	Farmers Insurance Group	10315	95-4528269		196,453.00	Bolsa de Comercio de Santiago	CA	OTH	Civic Property and Casualty Company	Ownership	8.00000	Fire Insurance Exchange	No		
0069	Farmers Insurance Group	10315	95-4528269		196,453.00	Bolsa de Comercio de Santiago	CA	OTH	Truck Insurance Exchange	Ownership	20.00000	Fire Insurance Exchange	No		
00000							TX	OTH	Bristol West Holdings, Inc.	Ownership	100.00000	Farmers Insurance Exchange	No		
00000							CA	OTH	Bristol West Holdings, Inc.	Ownership	100.00000	Farmers Insurance Exchange	No		
25089	Farmers Insurance Group	33-0246699					CA	OTH	Coast National Holding Company	Ownership	100.00000	Farmers Insurance Exchange	No		
00000							CA	OTH	Coast National Insurance Company	Ownership	100.00000	Farmers Insurance Exchange	No		
0212	Zurich U.S. Insurance Pool Group	00000	52-1096670		0000034431	ie ⁹ part of EURONEXT PARIS stock excha	COFITTEM-COFIMUR	FRA	NIA	Zurich Versicherungs-Gesellschaft AG	Ownership	12.40521	Zurich Insurance Group Ltd.	No	
00000							Fidelity and Deposit Company of Maryland	IA	OTH	Fidelity and Deposit Company of Maryland	Ownership	100.00000	Zurich Insurance Group Ltd.	No	
00000							Concisa Vorsorgeberatung und Management AG	AUT	NIA	Bonus Pensionskassen Aktiengesellschaft	Ownership	100.00000	Zurich Insurance Group Ltd.	No	
00000							Concourse Skelmersdale Limited	GBR	NIA	Zurich Financial Services (UKISA) Limited	Ownership	100.00000	Zurich Insurance Group Ltd.	No	
00000							Cover-More (NZ) Limited	NZL	NIA	Cover-More Australia Pty Ltd	Ownership	100.00000	Zurich Insurance Group Ltd.	No	
00000							Cover-More Asia Pte. Ltd	SGP	NIA	Travel Assiet Pty Limited	Ownership	100.00000	Zurich Insurance Group Ltd.	No	
00000							Cover-More Australia Pty Ltd	AUS	NIA	Cover-More Holdings Pty Ltd	Ownership	100.00000	Zurich Insurance Group Ltd.	No	
00000							Cover-More Finance Pty Limited	AUS	NIA	Cover-More Group Limited	Ownership	100.00000	Zurich Insurance Group Ltd.	No	
00000							Cover-More Group Limited	AUS	NIA	Zurich Travel Solutions Pty Limited	Ownership	100.00000	Zurich Insurance Group Ltd.	No	
00000							Cover-More Holdings Pty Ltd	AUS	NIA	Travel Assiet Pty Limited	Ownership	100.00000	Zurich Insurance Group Ltd.	No	
00000							Cover-More Holdings USA Inc.	DE	NIA	Travel Assiet Pty Limited	Ownership	100.00000	Zurich Insurance Group Ltd.	No	
00000							Cover-More Inc.	DE	NIA	Cover-More Holdings USA Inc.	Ownership	100.00000	Zurich Insurance Group Ltd.	No	
00000							Cover-More Insurance Services Limited	GBR	NIA	Cover-More Australia Pty Ltd	Ownership	100.00000	Zurich Insurance Group Ltd.	No	
00000							Cover-More Insurance Services Pty Ltd	AUS	IA	Travel Assiet Pty Limited	Ownership	100.00000	Zurich Insurance Group Ltd.	No	
00000							CREC (Bloomington) Lender, LLC	DE	NIA	Zurich Structured Finance, Inc.	Ownership	0.00000	Zurich Insurance Group Ltd.	No	
00000							CREC (Dallas) Lender, LLC	DE	NIA	Zurich Structured Finance, Inc.	Ownership	100.00000	Zurich Insurance Group Ltd.	No	
00000							CREC (Durham), LLC	DE	NIA	Zurich Structured Finance, Inc.	Ownership	100.00000	Zurich Insurance Group Ltd.	No	
00000							CREC (Hagerslowen) Lender, LLC	DE	NIA	Zurich Structured Finance, Inc.	Ownership	100.00000	Zurich Insurance Group Ltd.	No	
00000							CREC (Hagerslowen) Owner, LLC	MD	NIA	Zurich Structured Finance, Inc.	Ownership	0.00000	Zurich Insurance Group Ltd.	No	
00000							CREC (Las Vegas), LLC	DE	NIA	Zurich Structured Finance, Inc.	Ownership	100.00000	Zurich Insurance Group Ltd.	No	
00000							CREC (Sioux Falls) Lender, LLC	DE	NIA	Zurich Structured Finance, Inc.	Ownership	100.00000	Zurich Insurance Group Ltd.	No	
00000							CREC (Sioux Falls) Owner, LLC	DE	NIA	Zurich Structured Finance, Inc.	Ownership	100.00000	Zurich Insurance Group Ltd.	No	
00000							CREC (Sioux Falls), LLC	DE	NIA	Zurich Structured Finance, Inc.	Ownership	100.00000	Zurich Insurance Group Ltd.	No	
00000							Customer Care Assistance Pty Ltd	AUS	NIA	Customer Care Holdings Pty Ltd	Ownership	100.00000	Zurich Insurance Group Ltd.	No	
00000							Customer Care Holdings Pty Ltd	AUS	NIA	Travel Assiet Pty Limited	Ownership	100.00000	Zurich Insurance Group Ltd.	No	
00000							Customer Care Pty Ltd	AUS	NIA	Customer Care Holdings Pty Ltd	Ownership	100.00000	Zurich Insurance Group Ltd.	No	
00000							DA Deutsche Allgemeine Versicherung Aktiengesellschaft	DEU	IA	Zürich Beteiligungs-Aktiengesellschaft (Deutschland)	Ownership	100.00000	Zurich Insurance Group Ltd.	No	
00000							Dallas Office MGP Manager, Inc.	DE	NIA	Zurich Structured Finance, Inc.	Ownership	100.00000	Zurich Insurance Group Ltd.	No	
00000							Dallas Office MGP, LLC	DE	NIA	Dallas Office MGP Manager, Inc.	Ownership	1.00000	Zurich Insurance Group Ltd.	No	
00000							Dallas Office MGP, LLC	DE	NIA	Zurich Structured Finance, Inc.	Ownership	98.00000	Zurich Insurance Group Ltd.	No	
00000							Dallas Tower LP	DE	NIA	Zurich Structured Finance, Inc.	Ownership	99.00000	Zurich Insurance Group Ltd.	No	
00000							Davidson Trahaire Corpsych (Singapore) Pte. Limited	SGP	NIA	DTC Bidco Pty Ltd	Ownership	100.00000	Zurich Insurance Group Ltd.	No	
00000							Davidson Trahaire Corpsych Pty Ltd	AUS	NIA	Applyhere Pty Ltd	Ownership	35.00000	Zurich Insurance Group Ltd.	No	
00000							Davidson Trahaire Corpsych Pty Ltd	AUS	NIA	Davidson Trahaire Holding Pty Ltd	Ownership	65.00000	Zurich Insurance Group Ltd.	No	
00000							Davidson Trahaire Holding Pty Ltd	AUS	NIA	DTC Australia Pty Ltd	Ownership	100.00000	Zurich Insurance Group Ltd.	No	
00000							DB Vita S.A.	LUX	IA	Deutscher Herold Aktiengesellschaft	Ownership	25.00000	Zurich Insurance Group Ltd.	No	
00000							DC Retail 1, LLC	DE	NIA	Farmers New World Life Insurance Company	Ownership	100.00000	Zurich Insurance Group Ltd.	No	
00000							DEN Industrial 1, LLC	DE	NIA	Farmers New World Life Insurance Company	Ownership	100.00000	Zurich Insurance Group Ltd.	No	
00000							DEN Industrial 2, LLC	DE	NIA	Farmers New World Life Insurance Company	Ownership	100.00000	Zurich Insurance Group Ltd.	No	
00000							Denkto Deutschland GmbH	DEU	NIA	Zurich American Insurance Company	Ownership	100.00000	Zurich Insurance Group Ltd.	No	
00000							Denimed S.A.	ARG	NIA	Zürich Beteiligungs-Aktiengesellschaft (Deutschland)	Ownership	100.00000	Zurich Insurance Group Ltd.	No	
00000							Deutsche Zurich Pensiones, Entidad Gestora de Fondos de Pens	ESP	NIA	Zurich Versicherungs-Gesellschaft AG	Ownership	50.00000	Zurich Insurance Group Ltd.	No	
00000							Deutscher Herold Aktiengesellschaft	DEU	NIA	Zürich Beteiligungs-Aktiengesellschaft (Deutschland)	Ownership	79.82639	Zurich Insurance Group Ltd.	No	
00000							Deutscher Pensionsfonds Aktiengesellschaft	DEU	NIA	Deutscher Herold Aktiengesellschaft	Ownership	74.90000	Zurich Insurance Group Ltd.	No	
00000							Deutsches Institut für Altersvorsorge GmbH	DEU	NIA	Deutscher Herold Aktiengesellschaft	Ownership	22.00000	Zurich Insurance Group Ltd.	No	
00000							DIG GmbH	DEU	NIA	Deutscher Herold Aktiengesellschaft	Ownership	100.00000	Zurich Insurance Group Ltd.	No	
00000							DTC Australia Pty Ltd	AUS	NIA	Digital Insurance Group B.V.	Ownership	100.00000	Zurich Insurance Group Ltd.	No	
00000							DTC Bidco Pty Ltd	AUS	NIA	DTC Bidco Pty Ltd	Ownership	100.00000	Zurich Insurance Group Ltd.	No	
00000							DTC Bidco Pty Ltd	AUS	NIA	DTC Bidco Pty Ltd	Ownership	100.00000	Zurich Insurance Group Ltd.	No	
00000							DTC Bidco Pty Ltd	AUS	NIA	ASTIS Holdings Limited	Ownership	100.00000	Zurich Insurance Group Ltd.	No	
00000							DTC NZ Bidco Limited	NZL	NIA	DTC Bidco Pty Ltd	Ownership	100.00000	Zurich Insurance Group Ltd.	No	
00000							Dunbar Assets Ireland	IRL	NIA	ZCM Asset Holding Company (Bermuda) Limited	Ownership	0.00000	Zurich Insurance Group Ltd.	No	
00000							Dunbar Assets Ireland	IRL	NIA	Zurich Finance Company Ltd	Ownership	0.03664	Zurich Insurance Group Ltd.	No	
00000							Dunbar Assets pic	GBR	NIA	Zurich Finance Company Ltd	Ownership	100.00000	Zurich Insurance Group Ltd.	No	
00000							Dusfal S.A.	URY	IA	Zürich Versicherungs-Gesellschaft AG	Ownership	100.00000	Zurich Insurance Group Ltd.	No	
00000							Eagle Star (Leasing) Limited	GBR	NIA	Zurich Assurance Ltd	Ownership	100.00000	Zurich Insurance Group Ltd.	No	
00000							Eagle Star European Life Assurance Company Limited	IRL	IA	Zurich Life Assurance plc	Ownership	100.00000	Zurich Insurance Group Ltd.	No	
00000							Eagle Star Group Services Limited	GBR	NIA	Eagle Star Holdings Limited	Ownership	100.00000	Zurich Insurance Group Ltd.	No	
00000							Eagle Star Holding Company of Ireland	IRL	NIA	Zurich Assurance Ltd	Ownership	0.00100	Zurich Insurance Group Ltd.	No	
00000							Eagle Star Holding Company of Ireland	IRL	NIA	Zurich Assurance Ltd	Ownership	99.99900	Zurich Insurance Group Ltd.	No	

ANNUAL STATEMENT FOR THE YEAR 2023 OF THE ZURICH AMERICAN INSURANCE COMPANY

SCHEDULE Y - INFORMATION CONCERNING ACTIVITIES OF INSURER MEMBERS OF A HOLDING COMPANY GROUP
PART - 1 ORGANIZATIONAL CHART

Group Code	Group Name	NAIC Company Code	Federal ID Number	Federal RSSD	CIK	Name of Securities Exchange If Publicly Traded (U.S. or International)	Names of Parent, Subsidiaries Or Affiliates	Domiciliary Location	Relationship to Reporting Entity	Directly Controlled by (Name of Entity/Person)	Type of Control (Ownership, Board, Management, Attorney-in-Fact, Influence, Other)			Is an SCA Filing Required ? (Yes/No) *
											Ownership Percentage	Ultimate Controlling Entity(ies)/Person(s)	7	
		00000					Eagle Star Holdings Limited	GBR	NIA	Zurich Financial Services (UK) Limited	Ownership	100.00000	Zurich Insurance Group Ltd.	Yes
		00000					EcoHub AG	CHE	OTH	Zürich Versicherungs-Gesellschaft AG	Ownership	6.16371	Zurich Insurance Group Ltd.	No
0069	Farmers Insurance Group	22926	36-1022580				Economy Fire & Casualty Company	IL	OTH	Farmers Property and Casualty Insurance Company	Ownership	100.00000	Farmers Insurance Exchange	No
0069	Farmers Insurance Group	38067	36-3027848				Economy Preferred Insurance Company	IL	OTH	Economy Fire & Casualty Company	Ownership	100.00000	Farmers Insurance Exchange	No
0069	Farmers Insurance Group	40549	36-3105737				Economy Premier Insurance Company	IL	OTH	Economy Fire & Casualty Company	Ownership	100.00000	Farmers Insurance Exchange	No
		00000					Edilspettacolo SRL	ITA	NIA	Zurich Insurance Company Ltd - Rappresentanza Generale per l	Ownership	35.71233	Zurich Insurance Group Ltd.	No
0212	Zurich U.S. Insurance Pool Group	21326	47-6022701				Empire Fire and Marine Insurance Company	IL	IA	Zurich American Insurance Company	Ownership	100.00000	Zurich Insurance Group Ltd.	No
0212	Zurich U.S. Insurance Pool Group	21334	73-6091717				Empire Indemnity Insurance Company	OK	IA	Zurich American Insurance Company	Ownership	100.00000	Zurich Insurance Group Ltd.	No
		00000					Employee Services Limited	GBR	NIA	Allied Dunbar Financial Services Limited	Ownership	100.00000	Zurich Insurance Group Ltd.	No
		00000					Endsleigh Financial Services Limited	GBR	NIA	Zurich Holdings (UK) Limited	Ownership	100.00000	Zurich Insurance Group Ltd.	No
		00000					Endsleigh Pension Trustee Limited	GBR	NIA	Zurich Holdings (UK) Limited	Ownership	100.00000	Zurich Insurance Group Ltd.	No
		00000					Eritage S.A.	URY	IA	Zürich Versicherungs-Gesellschaft AG	Ownership	100.00000	Zurich Insurance Group Ltd.	No
		00000					ES Plympton Nominee 1 Limited	GBR	NIA	Zurich Assurance Ltd	Ownership	100.00000	Zurich Insurance Group Ltd.	No
		00000					ES Plympton Nominee 2 Limited	GBR	NIA	Zurich Assurance Ltd	Ownership	100.00000	Zurich Insurance Group Ltd.	No
		00000					Euclid KY Annex, LP	DE	NIA	Zurich Structured Finance, Inc.	Ownership	99.00000	Zurich Insurance Group Ltd.	No
		00000					Euclid Office LP	DE	NIA	Zurich Structured Finance, Inc.	Ownership	99.00000	Zurich Insurance Group Ltd.	No
		00000					Euclid Warehouses LP	DE	NIA	Zurich Structured Finance, Inc.	Ownership	99.00000	Zurich Insurance Group Ltd.	No
		00000					Euroamérica Administradora General de Fondos S.A	CHL	NIA	Chilena Consolidada Seguros de Vida S.A.	Ownership	100.00000	Zurich Insurance Group Ltd.	No
0069	Farmers Insurance Group	10318	95-4528266				Exact Property and Casualty Company	CA	OTH	Fire Insurance Exchange	Ownership	80.00000	Fire Insurance Exchange	No
0069	Farmers Insurance Group	10318	95-4528266				Exact Property and Casualty Company	CA	OTH	Truck Insurance Exchange	Ownership	20.00000	Fire Insurance Exchange	No
		00000					Extremus Versicherung-Aktiengesellschaft	DEU	IA	Zurich Insurance plc Niederlassung für Deutschland	Ownership	5.00000	Zurich Insurance Group Ltd.	No
0069	Farmers Insurance Group	40169	05-0393243				Farmers Casualty Insurance Company	OTH	OTH	Farmers Property and Casualty Insurance Company	Ownership	100.00000	Farmers Insurance Group Ltd.	No
0069	Farmers Insurance Group	25321	23-1903575				Farmers Direct Property and Casualty Insurance Company	RI	OTH	Farmers Property and Casualty Insurance Company	Ownership	100.00000	Farmers Insurance Exchange	No
		00000	45-3561769				Farmers Family Fund	CA	NIA	Farmers Group, Inc.	Ownership	100.00000	Zurich Insurance Group Ltd.	No
		00000	77-0530616				Farmers Financial Solutions, LLC	NV	OTH	FFS Holding, LLC	Ownership	100.00000	Farmers Insurance Exchange	No
0069	Farmers Insurance Group	00000	95-3003951				Farmers General Insurance Agency, Inc.	RI	OTH	FIG Leasing Co, Inc.	Ownership	100.00000	Zurich Insurance Group Ltd.	No
0069	Farmers Insurance Group	34339	13-2912560				Farmers Group Property and Casualty Insurance Company	RI	OTH	Farmers Property and Casualty Insurance Company	Ownership	100.00000	Farmers Insurance Exchange	No
		00000	95-0725935				Farmers Group, Inc.	NV	NIA	Zurich Versicherungs-Gesellschaft AG	Ownership	12.00000	Zurich Insurance Group Ltd.	No
		00000	95-0725935				Farmers Group, Inc.	NV	NIA	Zurich Versicherungs-Gesellschaft AG	Ownership	87.90000	Zurich Insurance Group Ltd.	No
0069	Farmers Insurance Group	21598	95-2626387				Farmers Insurance Company of Arizona	AZ	OTH	Farmers Insurance Exchange	Ownership	70.00000	Farmers Insurance Exchange	No
0069	Farmers Insurance Group	21598	95-2626387				Farmers Insurance Company of Arizona	AZ	OTH	Fire Insurance Exchange	Ownership	10.00000	Farmers Insurance Exchange	No
0069	Farmers Insurance Group	21598	95-2626387				Farmers Insurance Company of Arizona	AZ	OTH	Truck Insurance Exchange	Ownership	20.00000	Farmers Insurance Exchange	No
0069	Farmers Insurance Group	21601	95-2626385				Farmers Insurance Company of Idaho	ID	OTH	Farmers Insurance Exchange	Ownership	80.00000	Farmers Insurance Exchange	No
0069	Farmers Insurance Group	21601	95-2626385				Farmers Insurance Company of Idaho	ID	OTH	Fire Insurance Exchange	Ownership	6.70000	Farmers Insurance Exchange	No
0069	Farmers Insurance Group	21601	95-2626385				Farmers Insurance Company of Idaho	ID	OTH	Truck Insurance Exchange	Ownership	13.30000	Farmers Insurance Exchange	No
0069	Farmers Insurance Group	21636	95-2655893				Farmers Insurance Company of Oregon	OR	OTH	Farmers Insurance Exchange	Ownership	80.00000	Farmers Insurance Exchange	No
0069	Farmers Insurance Group	21636	95-2655893				Farmers Insurance Company of Oregon	OR	OTH	Truck Insurance Exchange	Ownership	20.00000	Farmers Insurance Exchange	No
0069	Farmers Insurance Group	21644	95-2655894				Farmers Insurance Company of Washington	WA	OTH	Fire Insurance Exchange	Ownership	80.00000	Fire Insurance Exchange	No
0069	Farmers Insurance Group	21644	95-2655894				Farmers Insurance Company of Washington	WA	OTH	Truck Insurance Exchange	Ownership	20.00000	Fire Insurance Exchange	No
0069	Farmers Insurance Group	21628	48-0609012				Farmers Insurance Company, Inc.	KS	OTH	Farmers Insurance Exchange	Ownership	90.00000	Farmers Insurance Exchange	No
0069	Farmers Insurance Group	21628	48-0609012				Farmers Insurance Company, Inc.	KS	OTH	Fire Insurance Exchange	Ownership	10.00000	Farmers Insurance Exchange	No
0069	Farmers Insurance Group	21652	95-2575893				Farmers Insurance Exchange	CA	OTH	See Note 1	Other			No
0069	Farmers Insurance Group	28487	22-2840040				Farmers Insurance Hawaii, Inc.	HI	OTH	Mid-Century Insurance Company	Ownership	100.00000	Farmers Insurance Exchange	No
0069	Farmers Insurance Group	36889	31-0956373				Farmers Insurance of Columbus, Inc.	OH	OTH	Farmers Insurance Exchange	Ownership	100.00000	Farmers Insurance Exchange	No
0069	Farmers Insurance Group	21644	95-2655894				Farmers Insurance Company of Washington	WA	OTH	Farmers Insurance Exchange	Ownership	100.00000	Zurich Insurance Group Ltd.	No
0069	Farmers Insurance Group	13938	75-2483187				Farmers Lloyds Insurance Company of Texas	TX	OTH	See Note 12	Attorney In Fact			No
0069	Farmers Insurance Group	10806	05-0478998				Farmers Lloyds, Inc.	TX	OTH	Farmers Property and Casualty Insurance Company	Ownership	100.00000	Farmers Insurance Exchange	No
0069	Farmers Insurance Group	10806	36-4165395				Farmers New Century Insurance Company	IL	OTH	Illinois Farmers Insurance Company	Ownership	100.00000	Farmers Insurance Exchange	No
0212	Zurich Ins Group	63177	91-0335750				Farmers New World Life Insurance Company	WA	IA	Farmers Group, Inc.	Ownership	100.00000	Zurich Insurance Group Ltd.	No
0069	Farmers Insurance Group	26298	13-2725441				Farmers Property and Casualty Insurance Company	RI	OTH	Farmers Insurance Exchange	Ownership	80.00000	Farmers Insurance Exchange	No
0069	Farmers Insurance Group	26298	13-2725441				Farmers Property and Casualty Insurance Company	RI	OTH	Truck Insurance Exchange	Ownership	10.00000	Farmers Insurance Exchange	No
0069	Farmers Insurance Group	26298	13-2725441				Farmers Property and Casualty Insurance Company	RI	OTH	Fire Insurance Exchange	Ownership	10.00000	Farmers Insurance Exchange	No
0212	Zurich Ins Group	10873	95-4650862				Farmers Reinsurance Company	CA	IA	Farmers Group, Inc.	Ownership	100.00000	Zurich Insurance Group Ltd.	No
		00000					Farmers Services Corporation	NV	NIA	Farmers Group, Inc.	Ownership	100.00000	Zurich Insurance Group Ltd.	No
0069	Farmers Insurance Group	00000	95-6048990				Farmers Services Insurance Agency	CA	OTH	Truck Insurance Exchange	Ownership	100.00000	Truck Insurance Exchange	No
0069	Farmers Insurance Group	43699	59-2326047				Farmers Specialty Insurance Company	MI	OTH	Foremost Insurance Company Grand Rapids, Michigan	Ownership	100.00000	Farmers Insurance Exchange	No
		00000	74-1067657				Farmers Texas County Mutual Insurance Company	TX	OTH	See Note 2	Management			Yes
		00000					Farmers Underwriters Association	CA	NIA	Farmers Group, Inc.	Ownership	100.00000	Zurich Insurance Group Ltd.	No
		00000	27-0342907				FCOA, LLC	DE	OTH	Foremost Insurance Company Grand Rapids, Michigan	Ownership	100.00000	Farmers Insurance Exchange	No
		00000	77-0530617				FFS Holding, LLC	NV	OTH	Mid-Century Insurance Company	Ownership	100.00000	Farmers Insurance Exchange	No
0212	Zurich U.S. Insurance Pool Group	39306	13-3046577				Fidelity and Deposit Company of Maryland	IL	IA	Zurich American Insurance Company	Ownership	100.00000	Zurich Insurance Group Ltd.	No
		00000					FIG Holding Company	CA	NIA	Farmers Group, Inc.	Ownership	100.00000	Zurich Insurance Group Ltd.	No
		00000					FIG Leasing Co, Inc.	CA	NIA	Farmers Group, Inc.	Ownership	100.00000	Zurich Insurance Group Ltd.	No
0069	Farmers Insurance Group	21660	95-6235715				Fire Insurance Exchange	CA	OTH	See Note 3	Other			No
		00000	95-2670247				Fire Underwriters Association	CA	NIA	Farmers Group, Inc.	Ownership	100.00000	Zurich Insurance Group Ltd.	No
0069	Farmers Insurance Group	00000					Fitsense Insurance Services Pty Ltd	AUS	IA	Travel Assist Pty Limited	Ownership	100.00000	Zurich Insurance Group Ltd.	No
		29254	38-1721730				Foremost County Mutual Insurance Company	TX	OTH	See Note 4	Management			No
		00000	38-250922				Foremost Express Insurance Agency, Inc.	MI	OTH	FCOA, LLC	Ownership	100.00000	Farmers Insurance Exchange	No
0069	Farmers Insurance Group	11185	38-1407533				Foremost Insurance Company Grand Rapids, Michigan	MI	OTH	Farmers Insurance Exchange	Ownership	80.00000	Farmers Insurance Exchange	No
0069	Farmers Insurance Group	11185	38-1407533				Foremost Insurance Company Grand Rapids, Michigan	MI	OTH	Fire Insurance Exchange	Ownership	10.00000	Farmers Insurance Exchange	No
0069	Farmers Insurance Group	11185	38-1407533				Foremost Insurance Company Grand Rapids, Michigan	MI	OTH	Truck Insurance Exchange	Ownership	10.00000	Farmers Insurance Exchange	No
0069	Farmers Insurance Group	41688	75-1779175				Foremost Lloyds of Texas	TX	OTH	See Note 5	Management			No
0069	Farmers Insurance Group	11800	35-1604635				Foremost Property & Casualty Insurance Company	MI	OTH	Foremost Insurance Company Grand Rapids, Michigan	Ownership	100.00000	Farmers Insurance Exchange	No
0069	Farmers Insurance Group	41613	38-2430150				Foremost Signature Insurance Company	MI	OTH	Foremost Insurance Company Grand Rapids, Michigan	Ownership	100.00000	Farmers Insurance Exchange	No
		00000					Futuro de Bolivia S.A. Administradora de Fondos de Pensiones	BOL	NIA	Zurich Boliviana Seguros Personales S.A.	Ownership	8.42193	Zurich Insurance Group Ltd.	No
		00000					Futuro de Bolivia S.A. Administradora de Fondos de Pensiones	BOL	NIA	Zurich South America Invest AB	Ownership	71.57801	Zurich Insurance Group Ltd.	No
		00000	83-1572480				FX Insurance Agency Hawaii, LLC	HI	OTH	FIG Leasing Co., Inc.	Ownership	100.00000	Zurich Insurance Group Ltd.	No
		00000	35-2281892				FX Insurance Agency, LLC	DE	NIA	FIG Leasing Co., Inc.	Ownership	100.00000	Zurich Insurance Group Ltd.	No
		00000					General Surety & Guarantee Co Limited	GBR	NIA	Zurich Insurance Company (U.K.) Limited	Ownership	100.00000	Zurich Insurance Group Ltd.	No
		00000	65-1142050				GP, LLC	DE	OTH	Bristol West Holdings, Inc.	Ownership	100.00000	Farmers Insurance Exchange	No
		00000					Groewood Property Holdings Limited	GBR	NIA	Eagle Star Holdings Limited	Ownership	100.00000	Zurich Insurance Group Ltd.	No
		00000					H4B Humboldt Hafen Einheitsgesellschaft GmbH&Co.KG	DEU	NIA	REX-ZDHL S.C.S. SICAV-SIF	Ownership	94.90000	Zurich Insurance Group Ltd.	No
		00000					Halo Holdco Limited	GBR	NIA	Cover-More Australia Pty Ltd	Ownership	100.00000	Zurich Insurance Group Ltd.	No
		00000					Halo Holdco Limited	GBR	NIA	Zurich Versicherungs-Gesellschaft AG	Ownership	0.00000	Zurich Insurance Group Ltd.	No
		00000					Halo Insurance Services Limited	GBR	IA	Halo Holdco Limited	Ownership	100.00000	Zurich Insurance Group Ltd.	No

ANNUAL STATEMENT FOR THE YEAR 2023 OF THE ZURICH AMERICAN INSURANCE COMPANY

SCHEDULE Y - INFORMATION CONCERNING ACTIVITIES OF INSURER MEMBERS OF A HOLDING COMPANY GROUP
PART - 1 ORGANIZATIONAL CHART

Group Code	Group Name	NAIC Company Code	Federal ID Number	Federal RSSD	CIK	Name of Securities Exchange If Publicly Traded (U.S. or International)	Names of Parent, Subsidiaries Or Affiliates	Domiciliary Location	Relationship to Reporting Entity	Type of Control (Ownership, Board, Management, Attorney-in-Fact, Influence, Other)			Ultimate Controlling Entity(ies)/Person(s)	Is an SCA Filing Required? (Yes/No)
										Ownership Percentage	If Control is Provided	Percentage		
		00000					Halo Insurance Services Pty Ltd	AUS	IA	Halo Insurance Services Limited	Ownership	100.00000	Zurich Insurance Group Ltd.	No
		00000	99-0083322				Hawaii Insurance Consultants, Ltd.	HI	OTH	Mid-Century Insurance Company	Ownership	100.00000	Farmers Insurance Exchange	No
		00000					Hawkecentral Limited	GBR	NIA	Zurich Assurance Ltd	Ownership	100.00000	Zurich Insurance Group Ltd.	No
		00000					Healthinsite Proprietary Limited	ZAF	NIA	Zürich Versicherungs-Gesellschaft AG	Ownership	100.00000	Zurich Insurance Group Ltd.	No
		00000					Healthlogix Pty Ltd	AUS	NIA	Insite Holdings Pty Ltd	Ownership	100.00000	Zurich Insurance Group Ltd.	No
		00000					Healthlogix Technologija Eireli	BRA	NIA	Healthlogix Pty Ltd	Ownership	100.00000	Zurich Insurance Group Ltd.	No
		00000					Herengracht Investments B.V	DEU	NIA	RE Curve Holding B.V.	Ownership	100.00000	Zurich Insurance Group Ltd.	No
		00000	46-2975161				HOU IND 1, LLC	DE	NIA	Zurich American Insurance Company	Ownership	100.00000	Zurich Insurance Group Ltd.	No
		00000	46-2984834				HOU IND 2, LLC	DE	NIA	Zurich American Insurance Company	Ownership	100.00000	Zurich Insurance Group Ltd.	No
		00000					HOU IND 3, LLC	DE	NIA	Zurich American Insurance Company	Ownership	100.00000	Zurich Insurance Group Ltd.	No
0069	Farmers Insurance Group	00000	36-2661515				Illinois Farmers Insurance Company	IL	OTH	Farmers Insurance Exchange	Ownership	100.00000	Farmers Insurance Exchange	No
		00000					Independence Center Realty L.P.	DE	NIA	Philadelphia Investor, LLC	Ownership	89.00000	Zurich Insurance Group Ltd.	No
		00000					INNATE, Inc.	DC	NIA	Cover-More Holdings USA Inc.	Ownership	100.00000	Zurich Insurance Group Ltd.	No
		00000					Insite Holdings Pty Ltd	AUS	NIA	Zürich Versicherungs-Gesellschaft AG	Ownership	100.00000	Zurich Insurance Group Ltd.	No
		00000	65-0881673				Insurance Data Systems, G.P.	FL	OTH	Bristol West Holdings, Inc.	Ownership	99.90000	Farmers Insurance Exchange	No
		00000	65-0881673				Insurance Data Systems, G.P.	FL	OTH	GP, LLC	Ownership	0.10000	Farmers Insurance Exchange	No
		00000					INTEGRA Versicherungsdienst GmbH	AUT	NIA	Zürich Versicherungs-Aktiangesellschaft	Ownership	100.00000	Zurich Insurance Group Ltd.	No
		00000					Intelligent Technologies OU	EST	NIA	Zürich Versicherungs-Gesellschaft AG	Ownership	100.00000	Zurich Insurance Group Ltd.	No
		00000					International Travel Assistance S.A.	PAN	NIA	Zürich Versicherungs-Gesellschaft AG	Ownership	55.00000	Zurich Insurance Group Ltd.	No
		00000					Inversiones Suizo Chilena S.A.	CHL	NIA	Inversiones Suizo-Argentina S.A.	Ownership	0.00100	Zurich Insurance Group Ltd.	No
		00000					Inversiones Suizo Chilena S.A.	CHL	NIA	Zürich Versicherungs-Gesellschaft AG	Ownership	99.99900	Zurich Insurance Group Ltd.	No
		00000					Inversiones Suizo-Argentina S.A.	ARG	NIA	Zürich Lebensversicherungs-Gesellschaft AG	Ownership	50.00000	Zurich Insurance Group Ltd.	No
		00000					Inversiones Suizo-Argentina S.A.	ARG	NIA	Zürich Versicherungs-Gesellschaft AG	Ownership	94.99800	Zurich Insurance Group Ltd.	No
		00000					Inversiones ZS America Dos Limitada	CHL	NIA	Inversiones ZS America SpA	Ownership	100.00000	Zurich Insurance Group Ltd.	No
		00000					Inversiones ZS America SpA	CHL	NIA	Zurich Santander Insurance America, S.L.	Ownership	100.00000	Zurich Insurance Group Ltd.	No
		00000					Inversiones ZS America Tres Spa	CHL	NIA	Zurich Santander Insurance America, S.L.	Ownership	100.00000	Zurich Insurance Group Ltd.	No
		00000					Irish National Insurance Company p.l.c.	IRL	IA	Zurich Insurance plc	Ownership	99.99999	Zurich Insurance Group Ltd.	No
		00000					Isis S.A.	ARG	IA	Inversiones Suizo-Argentina S.A.	Ownership	60.50140	Zurich Insurance Group Ltd.	No
		00000					Isis S.A.	ARG	IA	Zürich Versicherungs-Gesellschaft AG	Ownership	39.49860	Zurich Insurance Group Ltd.	No
		00000					Karvat Cover-More Assist. Pvt Ltd.	IND	IA	Cover-More Asia Pte. Ltd	Ownership	100.00000	Zurich Insurance Group Ltd.	No
		00000					Kennet Road 1 UK Limited	GBR	NIA	Zurich Assurance Ltd	Ownership	100.00000	Zurich Insurance Group Ltd.	No
		00000					Kennet Road 2 UK Limited	GBR	NIA	Zurich Assurance Ltd	Ownership	100.00000	Zurich Insurance Group Ltd.	No
		00000					Klango Corretora de Seguros S.A.	CHL	NIA	Zurich Insurance Mobile Solutions AG	Ownership	49.00000	Zurich Insurance Group Ltd.	No
		00000					Komparu B.V.	IND	IA	Digital Insurance Group B.V.	Ownership	100.00000	Zurich Insurance Group Ltd.	No
		00000					Kono Insurance Limited	HKG	IA	Zürich Versicherungs-Gesellschaft AG	Ownership	100.00000	Zurich Insurance Group Ltd.	No
		00000	38-2336672				Kraft Lake Insurance Agency, Inc.	MI	OTH	FIG Leasing Co, Inc.	Ownership	100.00000	Zurich Insurance Group Ltd.	No
		00000	88-1615240				LA Apt. 1, LLC	DE	NIA	Zurich American Insurance Company	Ownership	100.00000	Zurich Insurance Group Ltd.	No
		00000	36-4877375				LA Industrial 1, LLC	DE	NIA	Zurich American Insurance Company	Ownership	100.00000	Zurich Insurance Group Ltd.	No
		00000	85-3942785				La Industrial 2, LLC	DE	NIA	Farmers New World Life Insurance Company	Ownership	100.00000	Zurich Insurance Group Ltd.	No
		00000	88-3063378				LA Industrial 4, LLC	DE	NIA	Zurich American Insurance Company	Ownership	100.00000	Zurich Insurance Group Ltd.	No
		00000	47-1325180				LA Retail 1, LLC	DE	NIA	Zurich American Insurance Company	Ownership	100.00000	Zurich Insurance Group Ltd.	No
		00000					Manon Vision Co., Ltd.	THA	NIA	Centre Solutions (Bermuda) Limited	Ownership	0.00057	Zurich Insurance Group Ltd.	No
		00000					Manon Vision Co., Ltd.	THA	NIA	Zurich Finance Company Ltd	Ownership	0.00066	Zurich Insurance Group Ltd.	No
		00000					Manon Vision Co., Ltd.	THA	NIA	Zürich Versicherungs-Gesellschaft AG	Ownership	99.99877	Zurich Insurance Group Ltd.	No
		00000	85-2377860				MC Maple Tree, LLC	OTH	OTH	Mid-Century Insurance Company	Ownership	100.00000	Farmers Insurance Exchange	No
		00000					MEATPACKING B.V.	NLD	NIA	Rock Inne Vastgoed B.V.	Ownership	100.00000	Zurich Insurance Group Ltd.	No
		00000					Medidata AG	CHE	NIA	Zürich Versicherungs-Gesellschaft AG	Ownership	8.85180	Zurich Insurance Group Ltd.	No
		00000					MI Administrators, LLC	DE	NIA	FIG Leasing Co., Inc.	Ownership	100.00000	Zurich Insurance Group Ltd.	No
		00000	30-0947450				MIAMI INDUSTRIAL 1, LLC	DE	NIA	Zurich American Insurance Company	Ownership	100.00000	Zurich Insurance Group Ltd.	No
		00000	81-3346909				Miami Industrial 2, LLC	DE	NIA	Farmers New World Life Insurance Company	Ownership	100.00000	Zurich Insurance Group Ltd.	No
		00000	38-4002860				Miami Office 2, LLC	DE	NIA	Zurich American Insurance Company	Ownership	100.00000	Zurich Insurance Group Ltd.	No
		00000	35-2567170				MIAMI OFFICE 3, LLC	DE	NIA	Zurich American Insurance Company	Ownership	100.00000	Zurich Insurance Group Ltd.	No
		00000	61-1852255				Miami Retail 1, LLC	DE	NIA	Zurich American Insurance Company	Ownership	100.00000	Zurich Insurance Group Ltd.	No
0069	Farmers Insurance Group	00000	95-6016640				Mid-Century Insurance Company	CA	OTH	Farmers Insurance Exchange	Ownership	80.00000	Farmers Insurance Exchange	No
0069	Farmers Insurance Group	00000	95-6016640				Mid-Century Insurance Company	CA	OTH	Fire Insurance Exchange	Ownership	10.00000	Farmers Insurance Exchange	No
0069	Farmers Insurance Group	00000	74-2448744				Mid-Century Insurance Company of Texas	TX	OTH	Truck Insurance Exchange	Ownership	100.00000	Farmers Insurance Exchange	No
		00000					Minas Brasil Promotora de Servicos S/A	BRA	NIA	Zurich Minas Brasil Seguros S.A.	Ownership	100.00000	Zurich Insurance Group Ltd.	No
		00000	30-1003542				MSP APT 1, LLC	DE	NIA	Zurich American Insurance Company	Ownership	100.00000	Zurich Insurance Group Ltd.	No
		00000	87-1830047				Nashville Apt. 1, LLC	DE	NIA	Zurich American Insurance Company	Ownership	0.00000	Zurich Insurance Group Ltd.	No
		00000	30-1004249				Nashville Office 1, LLC	DE	NIA	Zurich American Insurance Company	Ownership	100.00000	Zurich Insurance Group Ltd.	No
		00000					Navigators and General Insurance Company Limited	GBR	NIA	Zurich Insurance plc	Ownership	100.00000	Zurich Insurance Group Ltd.	No
		00000					Nearhealth Limited	GBR	NIA	Zurich Assurance Ltd	Ownership	100.00000	Zurich Insurance Group Ltd.	No
0069	Farmers Insurance Group	00000	95-4528264				Neighborhood Spirit Property and Casualty Company	CA	OTH	Fire Insurance Exchange	Ownership	80.00000	Fire Insurance Exchange	No
0069	Farmers Insurance Group	00000	95-4528264				Neighborhood Spirit Property and Casualty Company	CA	OTH	Truck Insurance Exchange	Ownership	20.00000	Fire Insurance Exchange	No
		00000	30-1071415				NY Industrial 1, LLC	DE	NIA	Zurich American Insurance Company	Ownership	100.00000	Zurich Insurance Group Ltd.	No
		00000					Oak Underwriting plc	GBR	IA	Zurich Holdings (UK) Limited	Ownership	100.00000	Zurich Insurance Group Ltd.	No
		00000					OnePath General Insurance Pty Limited	AUS	IA	Zurich Financial Services Australia Limited	Ownership	100.00000	Zurich Insurance Group Ltd.	No
		00000					OnePath Life Australia Holdings Pty Ltd	AUS	NIA	Zurich Financial Services Australia Limited	Ownership	100.00000	Zurich Insurance Group Ltd.	No
		00000					OnePath Life Limited	AUS	IA	OnePath Life Australia Holdings Pty Ltd	Ownership	100.00000	Zurich Insurance Group Ltd.	No
		00000					Orange Stone Company	IRL	IA	Zurich Finance Company AG	Ownership	100.00000	Zurich Insurance Group Ltd.	No
		00000					Orion Rechtsschutz-Versicherung AG	CHE	IA	Zürich Versicherungs-Gesellschaft AG	Ownership	78.00000	Zurich Insurance Group Ltd.	No
		00000					Parcelgate Limited	GBR	NIA	Zurich Assurance Ltd	Ownership	100.00000	Zurich Insurance Group Ltd.	No
		00000					Perlis AG	CHE	NIA	Zürich Versicherungs-Gesellschaft AG	Ownership	11.11111	Zurich Insurance Group Ltd.	No
		00000					Perunsel S.A.	URY	NIA	Zürich Versicherungs-Gesellschaft AG	Ownership	60.00000	Zurich Insurance Group Ltd.	No
		00000					PFS Pension Fund Services AG	CHE	NIA	Zürich Versicherungs-Gesellschaft AG	Ownership	18.43333	Zurich Insurance Group Ltd.	No
		00000	35-2553880				Philly Office 1, LLC	DE	NIA	Zurich American Insurance Company	Ownership	100.00000	Zurich Insurance Group Ltd.	No
		00000	87-1553300				Philly Office Land, LLC	DE	NIA	Zurich American Insurance Company	Ownership	100.00000	Zurich Insurance Group Ltd.	No
		00000	47-1302591				POR Apt 1, LLC	DE	NIA	Zurich American Insurance Company	Ownership	100.00000	Zurich Insurance Group Ltd.	No
		00000	47-4067157				POR Apt 2, LLC	DE	NIA	Zurich American Insurance Company	Ownership	100.00000	Zurich Insurance Group Ltd.	No
		00000					Prime Corporate Psychology Pty Ltd	AUS	NIA	DTC Bidco Pty Ltd	Ownership	100.00000	Zurich Insurance Group Ltd.	No
		00000					Protector Lebensversicherungs-AG	DEU	IA	Zurich Deutscher Herold Lebensversicherung Aktiengesellschaft	Ownership	5.15838	Zurich Insurance Group Ltd.	No
		00000					PT Asuransi Adira Dinamika Tbk	IDN	IA	Zürich Versicherungs-Gesellschaft AG	Ownership	98.48794	Zurich Insurance Group Ltd.	No
		00000	AA-5360007				PT Zurich Insurance Indonesia	IDN	IA	Zürich Rückversicherungs-Gesellschaft AG	Ownership	1.56878	Zurich Insurance Group Ltd.	No
		00000	AA-5360007				PT Zurich Insurance Indonesia	IDN	IA	Zürich Versicherungs-Gesellschaft AG	Ownership	97.09134	Zurich Insurance Group Ltd.	No

ANNUAL STATEMENT FOR THE YEAR 2023 OF THE ZURICH AMERICAN INSURANCE COMPANY

SCHEDULE Y - INFORMATION CONCERNING ACTIVITIES OF INSURER MEMBERS OF A HOLDING COMPANY GROUP
PART - 1 ORGANIZATIONAL CHART

Group Code	Group Name	NAIC Company Code	Federal ID Number	Federal RSSD	CIK	Name of Securities Exchange If Publicly Traded (U.S. or International)	Names of Parent, Subsidiaries Or Affiliates	Domiciliary Location	Relationship to Reporting Entity	Directly Controlled by (Name of Entity/Person)	Type of Control (Ownership, Board, Management, Attorney-in-Fact, Influence, Other)	If Control is Provided Percentage	Ultimate Controlling Entity(ies)/Person(s)	Is an SCA Filing Required? (Yes/No)
		00000					PT Zurich Topas Life	IDN	IA	Zurich Versicherungs-Gesellschaft AG	Ownership	80.00000	Zurich Insurance Group Ltd.	No
		00000					Oover	BEL	NIA	Zurich Versicherungs-Gesellschaft AG	Ownership	21.26000	Zurich Insurance Group Ltd.	No
		00000	88-3031830				Raleigh Office 2, LLC	DE	NIA	Farmers New World Life Insurance Company	Ownership	100.00000	Zurich Insurance Group Ltd.	No
		00000					RE Curve Holding B.V.	DEU	NIA	Zurich Deutscher Herold Lebensversicherung Aktiengesellschaft	Ownership	100.00000	Zurich Insurance Group Ltd.	No
		00000					Real Garant Espana S.L.	ESP	IA	Real Garant GmbH Garantiesysteme	Ownership	100.00000	Zurich Insurance Group Ltd.	No
		00000					Real Garant GmbH Garantiesysteme	DEU	NIA	Real Garant Versicherung Aktiengesellschaft	Ownership	100.00000	Zurich Insurance Group Ltd.	No
		00000					Real Garant Versicherung Aktiengesellschaft	DEU	IA	Zurich Beteiligungs-Aktiengesellschaft (Deutschland)	Ownership	100.00000	Zurich Insurance Group Ltd.	No
		00000					REX Baume S.C.I	FRA	NIA	REX Holding France	Ownership	100.00000	Zurich Insurance Group Ltd.	No
		00000					REX Holding France	FRA	NIA	REX OPPCI Fonds	Ownership	100.00000	Zurich Insurance Group Ltd.	No
		00000					REX Holding S.a.r.l.	LUX	NIA	REX-ZDHL S.C.S. SICAV-SIF	Ownership	100.00000	Zurich Insurance Group Ltd.	No
		00000					REX Mauchamps	FRA	OTH	REX Holding France	Ownership	100.00000	Zurich Insurance Group Ltd.	No
		00000					REX Vilette	FRA	OTH	REX Holding France	Ownership	0.00000	Zurich Insurance Group Ltd.	No
		00000					REX-Aurea-ZDHL S.C.S.	LUX	NIA	REX-ZDHL GP S.a.r.l.	Ownership	100.00000	Zurich Insurance Group Ltd.	No
		00000					REX-De Baak B.V.	NLD	NIA	REX Holding S.a.r.l.	Ownership	100.00000	Zurich Insurance Group Ltd.	No
		00000					REX-Germany-ZDHL S.C.S	LUX	NIA	REX-ZDHL S.C.S. SICAV-SIF	Ownership	96.240	Zurich Insurance Group Ltd.	No
		00000					REX-Humboldthafen Verwaltungs GmbH	DEU	NIA	REX-ZDHL S.C.S. SICAV-SIF	Ownership	100.00000	Zurich Insurance Group Ltd.	No
		00000					REX-Spain-ZDHL S.L.	ESP	NIA	Zurich Deutscher Herold Lebensversicherung Aktiengesellschaft	Ownership	100.00000	Zurich Insurance Group Ltd.	No
		00000					REX-The East S.a.r.l.	LUX	NIA	REX-ZDHL S.C.S. SICAV-SIF	Ownership	94.80000	Zurich Insurance Group Ltd.	No
		00000					REX-ZDHL GP S.a.r.l.	LUX	NIA	Zurich Deutscher Herold Lebensversicherung Aktiengesellschaft	Ownership	100.00000	Zurich Insurance Group Ltd.	No
		00000					REX-ZDHL S.C.S. SICAV-SIF	LUX	NIA	Zurich Deutscher Herold Lebensversicherung Aktiengesellschaft	Ownership	100.00000	Zurich Insurance Group Ltd.	No
		00000					Rock Inne Vastgoed B.V.	NLD	NIA	REX Holding S.a.r.l.	Ownership	100.00000	Zurich Insurance Group Ltd.	Yes
		00000					Rokin 21 B.V.	NLD	NIA	Roxana Vastgoed B.V.	Ownership	100.00000	Zurich Insurance Group Ltd.	No
		00000					Rokin 49 B.V.	NLD	NIA	Rock Inne Vastgoed B.V.	Ownership	100.00000	Zurich Insurance Group Ltd.	No
		00000					Roxana Vastgoed B.V.	NLD	NIA	REX Holding S.a.r.l.	Ownership	100.00000	Zurich Insurance Group Ltd.	No
0212	Zurich Ins Group	39039	41-1375004				Rural Community Insurance Company	MN	IA	Zurich American Insurance Company	Ownership	100.00000	Zurich Insurance Group Ltd.	No
		00000	61-1791237				San Diego Retail 1, LLC	DE	NIA	Zurich American Insurance Company	Ownership	100.00000	Zurich Insurance Group Ltd.	No
		00000					Santander Rio Seguros S.A.	ARG	IA	Inversiones ZS America SpA	Ownership	4.00000	Zurich Insurance Group Ltd.	No
		00000					Santander Rio Seguros S.A.	ARG	IA	Zurich Santander Insurance America, S.L.	Ownership	90.00000	Zurich Insurance Group Ltd.	No
		00000					Santander Seguros Sociedad Anónima	URY	IA	Zurich Santander Insurance America, S.L.	Ownership	100.00000	Zurich Insurance Group Ltd.	No
		00000					Saudi National Insurance Company	BHR	IA	Zurich Insurance Company Ltd (Bahrain Branch)	Ownership	5.00000	Zurich Insurance Group Ltd.	No
		00000	46-3060914				SEA APARTMENT 2, LLC	DE	NIA	Zurich American Insurance Company	Ownership	100.00000	Zurich Insurance Group Ltd.	No
0069	Farmers Insurance Group	33120	65-0109120				Security National Insurance Company	FL	OTH	Bridle West Holdings, Inc.	Ownership	100.00000	Farmers Insurance Exchange	No
		00000					Serviaide, S.A. - Sociedad Unipersonal	ESP	NIA	AIDE Asistencia Seguros y Reaseguros, S.A. - Sociedad Uniper	Ownership	100.00000	Zurich Insurance Group Ltd.	No
		00000					Servizurich S.A. - Sociedad Unipersonal	ESP	NIA	Zurich Insurance plc, Sucursal en Espana	Ownership	90.00000	Zurich Insurance Group Ltd.	No
		00000	47-1153493				SF Apt 1, LLC	DE	NIA	Zurich American Insurance Company	Ownership	100.00000	Zurich Insurance Group Ltd.	No
		00000					SpearTip International, LLC	IL	NIA	SpearTip, LLC	Ownership	100.00000	Zurich Insurance Group Ltd.	No
		00000	75-2195089				Special Insurance Services, Inc.	IL	OTH	Zurich American Insurance Company	Ownership	100.00000	Zurich Insurance Group Ltd.	No
		00000					Speigelfhof Vastgoed B.V.	DEU	NIA	RE Curve Holding B.V.	Ownership	100.00000	Zurich Insurance Group Ltd.	No
		00000					Springboard Health and Performance Pty Ltd	AUS	NIA	DTC Bidco Pty Ltd	Ownership	100.00000	Zurich Insurance Group Ltd.	No
		00000					Springworks International AB	SWI	NIA	autoSense AG	Ownership	50.00000	Zurich Insurance Group Ltd.	No
0212	Zurich U.S. Insurance Pool Group	26387	52-0981481				Steadfast Insurance Company	IL	IA	Zurich American Insurance Company	Ownership	100.00000	Zurich Insurance Group Ltd.	No
		00000					Stratos Limited	NZL	NIA	DTC NZ Bidco Limited	Ownership	100.00000	Zurich Insurance Group Ltd.	No
		00000					Swiss Insurance Management (Hong Kong) Limited	HKG	NIA	Zurich Services (Hong Kong) Limited	Ownership	0.49505	Zurich Insurance Group Ltd.	No
		00000					Swiss Insurance Management (Hong Kong) Limited	HKG	NIA	Zurich Insurance Holdings (Hong Kong) Limited	Ownership	99.50495	Zurich Insurance Group Ltd.	No
		00000					TDG Tele Dienste GmbH	DEU	NIA	Zurich Beteiligungs-Aktiengesellschaft (Deutschland)	Ownership	100.00000	Zurich Insurance Group Ltd.	No
		00000					Ternynson Insurance Limited	GBR	NIA	Zurich Holdings (UK) Limited	Ownership	100.00000	Zurich Insurance Group Ltd.	No
0069	Farmers Insurance Group	21695	94-1663548				Texas Farmers Insurance Company	TX	OTH	Farmers Insurance Exchange	Ownership	86.28000	Farmers Insurance Exchange	No
0069	Farmers Insurance Group	21695	94-1663548				Texas Farmers Insurance Company	TX	OTH	Mid Century Insurance Company	Ownership	13.72000	Farmers Insurance Exchange	No
		00000					The Liverpool Reversionary Company Limited	GBR	NIA	Zurich Legacy Solutions Services (UK) Limited	Ownership	100.00000	Zurich Insurance Group Ltd.	No
		00000	36-3839542				The Zurich Services Corporation	IL	NIA	Zurich Holding Company of America, Inc.	Ownership	100.00000	Zurich Insurance Group Ltd.	No
0069	Farmers Insurance Group	44245	13-3551577				Toggle Insurance Company	DE	OTH	Mid-Century Insurance Company	Ownership	100.00000	Farmers Insurance Exchange	No
		00000					Toggle Services, LLC	DE	OTH	Toggle Insurance Company	Ownership	100.00000	Farmers Insurance Exchange	No
		00000					TopReport Schadenbesichtigungs GmbH	AUT	NIA	Zurich Versicherungs-Aktiengesellschaft	Ownership	14.28571	Zurich Insurance Group Ltd.	No
		00000					Travel Ace Chile S.A.	CHL	NIA	Travel Ace Internacional de Servicios S.A.	Ownership	1.00000	Zurich Insurance Group Ltd.	No
		00000					Travel Ace Chile S.A.	CHL	NIA	Zurich Versicherungs-Gesellschaft AG	Ownership	98.00000	Zurich Insurance Group Ltd.	No
		00000					Travel Ace Internacional de Servicios S.A.	URY	IA	Zurich Versicherungs-Gesellschaft AG	Ownership	100.00000	Zurich Insurance Group Ltd.	No
		00000					Travel Assist Pty Limited	AUS	NIA	ASTIS Holdings Limited	Ownership	100.00000	Zurich Insurance Group Ltd.	No
		00000					Travel Insurance Partners Pty Ltd	AUS	IA	Travel Assist Pty Limited	Ownership	100.00000	Zurich Insurance Group Ltd.	No
		00000					Travel Insurance Services Canada Inc.	CAN	IA	World Travel Protection Canada Inc.	Ownership	100.00000	Zurich Insurance Group Ltd.	No
		00000					Travellex Insurance Services Limited	DE	NIA	Cover-More Holdings USA Inc.	Ownership	100.00000	Zurich Insurance Group Ltd.	No
0069	Farmers Insurance Group	21709	95-2575892				Truck Insurance Exchange	CA	OTH	See Note 6	Other			No
		00000	95-2670330				Truck Underwriters Association	CA	NIA	Farmers Group, Inc.	Ownership	100.00000	Zurich Insurance Group Ltd.	No
		00000					Turegum Immobilien AG	CHE	NIA	Zurich Versicherungs-Gesellschaft AG	Ownership	100.00000	Zurich Insurance Group Ltd.	No
		00000					UA Assistance S.A. de C.V.	MEX	IA	Travel Ace Internacional de Servicios S.A.	Ownership	0.00000	Zurich Insurance Group Ltd.	No
		00000					UA Assistance S.A. de C.V.	MEX	IA	Zurich Versicherungs-Gesellschaft AG	Ownership	100.00000	Zurich Insurance Group Ltd.	No
		00000					Universal Assistance Asistencia Ao Viajante Ltda	BRA	IA	Perunsel S.A.	Ownership	0.00000	Zurich Insurance Group Ltd.	No
		00000					Universal Assistance S.A.	ARG	IA	World Wide Assistance S.A.	Ownership	92.71000	Zurich Insurance Group Ltd.	Yes
		00000					Universal Assistance S.A.	ARG	IA	Zurich Versicherungs-Gesellschaft AG	Ownership	7.29000	Zurich Insurance Group Ltd.	Yes
		00000					Universal Assistance S.A.	URY	IA	Zurich Versicherungs-Gesellschaft AG	Ownership	100.00000	Zurich Insurance Group Ltd.	No
		00000					Universal Travel Assistance S.A.S.	COL	IA	Zurich Versicherungs-Gesellschaft AG	Ownership	100.00000	Zurich Insurance Group Ltd.	No
0212	Zurich U.S. Insurance Pool Group	41181	43-1249228				Universal Underwriters Insurance Company	IL	IA	Zurich American Insurance Company	Ownership	100.00000	Zurich Insurance Group Ltd.	No
0212	Zurich U.S. Insurance Pool Group	40843	36-3139101				Universal Underwriters of Texas Insurance Company	IL	IA	Universal Underwriters Insurance Company	Ownership	100.00000	Zurich Insurance Group Ltd.	No
		00000	43-1269296				Universal Underwriters Service Corporation	MO	NIA	Zurich Holding Company of America, Inc.	Ownership	100.00000	Zurich Insurance Group Ltd.	No
		00000					Universal Assistance Inc.	FL	IA	Universal Assistance S.A.	Ownership	0.00000	Zurich Insurance Group Ltd.	No
		00000					Vehicle Dealer Solutions, Inc.	FL	NIA	Zurich Holding Company of America, Inc.	Ownership	100.00000	Zurich Insurance Group Ltd.	No
		00000	26-1282208				Western Star Insurance Services, Inc.	TX	OTH	FIG Leasing Co, Inc.	Ownership	100.00000	Zurich Insurance Group Ltd.	No
		00000	74-1593853				Winn-Dixie MGP Manager, Inc.	DE	NIA	Zurich Structured Finance, Inc.	Ownership	100.00000	Zurich Insurance Group Ltd.	No
		00000					Wohnen H3B Humboldthafen GmbH&Co.KG	DEU	NIA	REX-ZDHL S.C.S. SICAV-SIF	Ownership	94.90000	Zurich Insurance Group Ltd.	No
		00000					World Travel Protection Canada Inc.	CAN	NIA	Zurich Canadian Holdings Limited	Ownership	100.00000	Zurich Insurance Group Ltd.	No
		00000					World Wide Assistance S.A.	ARG	NIA	Zurich Versicherungs-Gesellschaft AG	Ownership	100.00000	Zurich Insurance Group Ltd.	No
		00000					Wrightway Underwriting Limited	IRL	NIA	Ballykillane Holdings Limited	Ownership	100.00000	Zurich Insurance Group Ltd.	No
		00000					Z flex Gesellschaft fur Personendienstleistungen mbH	DEU	NIA	Zurich Beteiligungs-Aktiengesellschaft (Deutschland)	Ownership	100.00000	Zurich Insurance Group Ltd.	No
		00000					ZCM (U.S.) Limited	DE	NIA	Zurich Finance Company Ltd	Ownership	100.00000	Zurich Insurance Group Ltd.	No
		00000					ZCM Asset Holding Company (Bermuda) Limited	BMU	NIA	Zurich Finance Company Ltd	Ownership	100.00000	Zurich Insurance Group Ltd.	No
		00000	20-5900744				ZFUS Services, LLC	DE	NIA	Zurich Holding Company of America, Inc.	Ownership	100.00000	Zurich Insurance Group Ltd.	No

ANNUAL STATEMENT FOR THE YEAR 2023 OF THE ZURICH AMERICAN INSURANCE COMPANY

SCHEDULE Y - INFORMATION CONCERNING ACTIVITIES OF INSURER MEMBERS OF A HOLDING COMPANY GROUP
PART - 1 ORGANIZATIONAL CHART

Group Code	Group Name	NAIC Company Code	Federal ID Number	Federal RSSD	CIK	Name of Securities Exchange If Publicly Traded (U.S. or International)	Names of Parent, Subsidiaries Or Affiliates	Domiciliary Location	Relationship to Reporting Entity	Directly Controlled by (Name of Entity/Person)	Type of Control (Ownership, Board, Management, Attorney-in-Fact, Influence, Other)		Ultimate Controlling Entity(ies)/Person(s)	Is an SCA Filing Required? (Yes/No)
											Ownership Percentage	Provide		
		00000					ZGEE14 Limited	GBR	IA	Zurich Legacy Solutions Services (UK) Limited	Ownership	100.00000	Zurich Insurance Group Ltd.	No
		00000					ZIREF France 1 SCI	FRA	NIA	Zurich Finance Holdco 1 SAS	Ownership	99.99000	Zurich Insurance Group Ltd.	No
		00000					ZIREF France 1 SCI	FRA	NIA	ZIREF Holdco 1 SARL	Ownership	0.01000	Zurich Insurance Group Ltd.	No
		00000					ZIREF France Delano SCI	FRA	NIA	ZIREF Holdco 1 SARL	Ownership	0.01000	Zurich Insurance Group Ltd.	No
		00000					ZIREF France Delano SCI	FRA	NIA	ZIREF France Holdco 1 SAS	Ownership	99.99000	Zurich Insurance Group Ltd.	No
		00000					ZIREF France Holdco 1 SAS	FRA	NIA	ZIREF Holdco 2 SARL	Ownership	100.00000	Zurich Insurance Group Ltd.	No
		00000					ZIREF Holdco 1 SARL	LUX	NIA	Zurich Investments Life S.p.A.	Ownership	100.00000	Zurich Insurance Group Ltd.	No
		00000					ZIREF Holdco 2 SARL	LUX	NIA	ZIREF Holdco 1 SARL	Ownership	100.00000	Zurich Insurance Group Ltd.	No
		00000					ZIREF Lux Germany 1 SARL	LUX	NIA	ZIREF Holdco 2 SARL	Ownership	100.00000	Zurich Insurance Group Ltd.	No
		00000					ZIREF Lux Germany 2 SARL	LUX	NIA	ZIREF Holdco 2 SARL	Ownership	100.00000	Zurich Insurance Group Ltd.	No
		00000					ZIREF Lux Netherlands 1 SARL	LUX	NIA	ZIREF Holdco 2 SARL	Ownership	100.00000	Zurich Insurance Group Ltd.	No
		00000					ZIREF Lux Netherlands 2 SARL	LUX	NIA	ZIREF Holdco 2 SARL	Ownership	100.00000	Zurich Insurance Group Ltd.	No
		00000					ZIREF Lux Spain 1 SARL	LUX	NIA	ZIREF Holdco 2 SARL	Ownership	100.00000	Zurich Insurance Group Ltd.	No
		00000					ZLS Aseguradora de Colombia S.A	COL	NIA	Zürich Lebensversicherungs-Gesellschaft AG	Ownership	4.43000	Zurich Insurance Group Ltd.	No
		00000					ZLS Aseguradora de Colombia S.A	COL	NIA	Zürich Versicherungs-Gesellschaft AG	Ownership	95.00000	Zurich Insurance Group Ltd.	No
		00000	02-0802795				ZNA Services, LLC	DE	NIA	ZFUS Services, LLC	Ownership	100.00000	Zurich Insurance Group Ltd.	No
		00000					ZPC Capital Limited	GBR	NIA	Zurich Holdings (UK) Limited	Ownership	100.00000	Zurich Insurance Group Ltd.	No
		00000					ZSF / Office KY, LLC	DE	NIA	Euclid Office LP	Ownership	100.00000	Zurich Insurance Group Ltd.	No
		00000					ZSF / Office NV, LLC	DE	NIA	Euclid Office LP	Ownership	100.00000	Zurich Insurance Group Ltd.	No
		00000					ZSF KY Annex, LLC	DE	NIA	Euclid KY Annex, LP	Ownership	100.00000	Zurich Insurance Group Ltd.	No
		00000					ZSF/Bloomington, LLC	DE	NIA	Bloomington Office LP	Ownership	100.00000	Zurich Insurance Group Ltd.	No
		00000					ZSF/C1 MGP Manager, Inc	LUX	NIA	Zurich Structured Finance, Inc.	Ownership	100.00000	Zurich Insurance Group Ltd.	No
		00000					ZSF/C1 MGP, LLC	DE	NIA	ZSF/C1 MGP Manager, Inc	Ownership	1.00000	Zurich Insurance Group Ltd.	No
		00000					ZSF/C1 MGP, LLC	DE	NIA	Zurich Structured Finance, Inc.	Ownership	99.00000	Zurich Insurance Group Ltd.	No
		00000					ZSF/CF2 MGP Manager, Inc	DE	NIA	Zurich Structured Finance, Inc.	Ownership	100.00000	Zurich Insurance Group Ltd.	No
		00000					ZSF/CF2 MGP, LLC	DE	NIA	ZSF/CF2 MGP Manager, Inc.	Ownership	1.00000	Zurich Insurance Group Ltd.	No
		00000					ZSF/CF2 MGP, LLC	DE	NIA	Zurich Structured Finance, Inc.	Ownership	99.00000	Zurich Insurance Group Ltd.	No
		00000					ZSF/Dallas Tower, LLC	DE	NIA	Tower LP	Ownership	100.00000	Zurich Insurance Group Ltd.	No
		00000					ZSF/Land Parcels LLC	DE	NIA	Zurich Structured Finance, Inc.	Ownership	100.00000	Zurich Insurance Group Ltd.	No
		00000					ZSF/WD Fitzgerald, LLC	DE	NIA	Euclid Warehouses LP	Ownership	100.00000	Zurich Insurance Group Ltd.	No
		00000					ZSF/WD Hammond, LLC	DE	NIA	Euclid Warehouses LP	Ownership	100.00000	Zurich Insurance Group Ltd.	No
		00000					ZSF/WD Jacksonville, LLC	DE	NIA	Euclid Warehouses LP	Ownership	100.00000	Zurich Insurance Group Ltd.	No
		00000					ZSG Kfz-ZulassungsservicegesmbH	AUT	NIA	Zurich Versicherungs-Aktiengesellschaft	Ownership	33.33333	Zurich Insurance Group Ltd.	No
		00000					Zurich - Companhia de Seguros Vida S.A.	PRT	IA	Zurich Finanz-Gesellschaft AG	Ownership	0.00100	Zurich Insurance Group Ltd.	No
		00000					Zurich - Companhia de Seguros Vida S.A.	PRT	IA	Zurich Investments Life S.p.A.	Ownership	0.00100	Zurich Insurance Group Ltd.	No
		00000					Zurich - Companhia de Seguros Vida S.A.	PRT	IA	Zurich Lebensversicherungs-Gesellschaft AG	Ownership	99.99600	Zurich Insurance Group Ltd.	No
		00000					Zurich - Companhia de Seguros Vida S.A.	PRT	IA	Zurich Versicherungs-Gesellschaft AG	Ownership	0.00100	Zurich Insurance Group Ltd.	No
		00000					Zurich - Companhia de Seguros Vida S.A.	PRT	IA	Zurich Vida, Companhia de Seguros y Reaseguros, S.A. - Soided	Ownership	0.00100	Zurich Insurance Group Ltd.	No
		00000					Zurich (Scotland) Limited Partnership	GBR	NIA	Zurich General Partner (Scotland) Ltd	Ownership	100.00000	Zurich Insurance Group Ltd.	No
		00000					Zurich Advice Network Limited	GBR	NIA	Allied Dunbar Assurance plc	Ownership	100.00000	Zurich Insurance Group Ltd.	No
		00000					Zurich AFIN Mexico, S.A. DE C.V.	MEX	NIA	Zurich Compania de Sefuros, S.A.	Ownership	0.00200	Zurich Insurance Group Ltd.	No
		00000					Zurich AFIN Mexico, S.A. DE C.V.	MEX	NIA	Zurich Versicherungs-Gesellschaft AG	Ownership	99.99800	Zurich Insurance Group Ltd.	No
		00000	04-3126497				Zurich Agency Services Inc.	MA	NIA	Zurich Holding Company of America, Inc.	Ownership	100.00000	Zurich Insurance Group Ltd.	No
		00000	86-1164252				Zurich Alternative Asset Management, LLC	DE	NIA	Zurich Holding Company of America, Inc.	Ownership	100.00000	Zurich Insurance Group Ltd.	No
		00000					Zurich America Latina Servicos Brasil Ltda.	BRA	NIA	Zurich Lebensversicherungs-Gesellschaft AG	Ownership	100.00000	Zurich Insurance Group Ltd.	Yes
		00000					Zurich America Latina Servicos Brasil Ltda.	BRA	NIA	Zurich Versicherungs-Gesellschaft AG	Ownership	99.99000	Zurich Insurance Group Ltd.	No
0212	Zurich U.S. Insurance Pool Group	16355	36-4233459				Zurich American Insurance Company	NY	IA	Zurich Holding Company of America, Inc.	Ownership	100.00000	Zurich Insurance Group Ltd.	No
0212	Zurich U.S. Insurance Pool Group	27855	36-2781080				Zurich American Insurance Company of Illinois	IL	IA	American Zurich Insurance Company	Ownership	100.00000	Zurich Insurance Group Ltd.	No
0212	Zurich Ins Group	90557	36-3050975				Zurich American Life Insurance Company	IL	IA	Zurich Holding Company of America, Inc.	Ownership	100.00000	Zurich Insurance Group Ltd.	No
0212	Zurich Ins Group	14178	27-4746162				Zurich American Life Insurance Company of New York	NY	IA	Zurich American Life Insurance Company.	Ownership	100.00000	Zurich Insurance Group Ltd.	No
		00000					Zurich Argentina Cia. de Seguros S.A.	ARG	IA	Inversiones Suto-Argentina S.A.	Ownership	55.48140	Zurich Insurance Group Ltd.	No
		00000	AA-2130022				Zurich Argentina Cia. de Seguros S.A.	ARG	IA	Zurich Versicherungs-Gesellschaft AG	Ownership	44.53611	Zurich Insurance Group Ltd.	No
		00000	AA-2130022				Zurich Argentina Compania de Seguros de Retiro S.A.	ARG	IA	Zurich Argentina Cia. de Seguros S.A.	Ownership	46.64193	Zurich Insurance Group Ltd.	No
		00000					Zurich Argentina Compania de Seguros de Retiro S.A.	ARG	IA	Zurich Versicherungs-Gesellschaft AG	Ownership	53.35807	Zurich Insurance Group Ltd.	No
		00000					Zurich Aseguradora Argentina S.A.	ARG	IA	Zurich Versicherungs-Gesellschaft AG	Ownership	99.99000	Zurich Insurance Group Ltd.	No
		00000					Zurich Aseguradora Mexicana, S.A. de C.V.	MEX	IA	Zurich Lebensversicherungs-Gesellschaft AG	Ownership	0.00000	Zurich Insurance Group Ltd.	No
		00000					Zurich Aseguradora Mexicana, S.A. de C.V.	MEX	IA	Zurich Versicherungs-Gesellschaft AG	Ownership	100.00000	Zurich Insurance Group Ltd.	No
		00000					Zurich Asset Management Gerente de Fondos Comunes de Inversi	ARG	NIA	Inversiones Suto-Argentina S.A.	Ownership	89.99990	Zurich Insurance Group Ltd.	No
		00000					Zurich Asset Management Gerente de Fondos Comunes de Inversi	ARG	NIA	Isis S.A.	Ownership	10.00010	Zurich Insurance Group Ltd.	No
		00000					Zurich Assurance Ltd	GBR	IA	Eagle Star Holdings Limited	Ownership	100.00000	Zurich Insurance Group Ltd.	No
		00000					Zurich Assure Australia Pty Limited	AUS	IA	Zurich Financial Services Australia Limited	Ownership	100.00000	Zurich Insurance Group Ltd.	No
		00000					Zurich Australia Limited	AUS	IA	Zurich Financial Services Australia Limited	Ownership	100.00000	Zurich Insurance Group Ltd.	No
		00000	AA-1930995				Zurich Australian Insurance Limited	AUS	IA	Zurich Financial Services Australia Limited	Ownership	100.00000	Zurich Insurance Group Ltd.	No
		00000					Zurich Australian Insurance Properties Pty Limited	AUS	NIA	Zurich Australia Limited	Ownership	40.00000	Zurich Insurance Group Ltd.	No
		00000					Zurich Australian Insurance Properties Pty Limited	AUS	NIA	Zurich Australian Insurance Limited	Ownership	60.00000	Zurich Insurance Group Ltd.	No
		00000					Zurich Australian Property Holdings Pty Ltd	AUS	NIA	Zurich Versicherungs-Gesellschaft AG	Ownership	100.00000	Zurich Insurance Group Ltd.	No
		00000					Zurich Bank International Limited	GBR	NIA	Dunbar Assets Ireland	Ownership	100.00000	Zurich Insurance Group Ltd.	No
		00000	13-4186554				Zurich Benefit Finance LLC	DE	NIA	Zurich Holding Company of America, Inc.	Ownership	100.00000	Zurich Insurance Group Ltd.	No
		00000					Zurich Beteiligungs-Aktiengesellschaft (Deutschland)	DEU	NIA	Zurich IT Service AG Niederlassung für Deutschland	Ownership	82.61672	Zurich Insurance Group Ltd.	No
		00000					Zurich Beteiligungs-Aktiengesellschaft (Deutschland)	DEU	NIA	Zurich Leber Service AG Niederlassung für Deutschland	Ownership	17.38328	Zurich Insurance Group Ltd.	No
		00000					Zurich Brasil Capitalizacao S.A	BRA	NIA	Zurich Versicherungs-Gesellschaft AG	Ownership	100.00000	Zurich Insurance Group Ltd.	No
		00000					Zurich Brasil Companhia de Seguros	BRA	IA	Zurich Minas Brasil Seguros S.A.	Ownership	100.00000	Zurich Insurance Group Ltd.	No
		00000					Zurich Building Control Services Limited	GBR	NIA	Zurich Holdings (UK) Limited	Ownership	100.00000	Zurich Insurance Group Ltd.	No
		00000					Zurich Canadian Holdings Limited	CAN	NIA	Zurich Insurance Company Ltd, Canadian Branch	Ownership	68.81942	Zurich Insurance Group Ltd.	No
		00000					Zurich Canadian Holdings Limited	CAN	NIA	Zurich Versicherungs-Gesellschaft AG	Ownership	31.18058	Zurich Insurance Group Ltd.	No
		00000					Zurich Commercial Services (Europe) GmbH	DEU	NIA	Zurich Beteiligungs-Aktiengesellschaft (Deutschland)	Ownership	100.00000	Zurich Insurance Group Ltd.	No
		00000					Zurich Community Trust (UK) Limited	GBR	NIA	Zurich Financial Services (UKISA) Limited	Ownership	50.00000	Zurich Insurance Group Ltd.	No
		00000					Zurich Community Trust (UK) Limited	GBR	NIA	Zurich Financial Services (UKISA) Nominees Limited	Ownership	50.00000	Zurich Insurance Group Ltd.	No
		00000					Zurich Compania de Reaseguros Argentina S.A.	ARG	NIA	Inversiones Suto-Argentina S.A.	Ownership	95.00000	Zurich Insurance Group Ltd.	No
		00000					Zurich Compania de Reaseguros Argentina S.A.	ARG	NIA	Zurich Versicherungs-Gesellschaft AG	Ownership	5.00000	Zurich Insurance Group Ltd.	No
		00000					Zurich Compania de Seguros, S.A.	MEX	IA	Zurich Versicherungs-Gesellschaft AG	Ownership	99.88280	Zurich Insurance Group Ltd.	No
		00000					Zurich Corredora de Bolsa S.A.	CHL	NIA	Inversiones Suto Chilena S.A.	Ownership	99.00030	Zurich Insurance Group Ltd.	No
		00000					Zurich Corredora de Bolsa S.A.	CHL	NIA	Zurich Investments Chile S.A.	Ownership	0.99970	Zurich Insurance Group Ltd.	No
		00000					Zurich Customer Active Management, d.o.o.	SVN	NIA	Zurich Versicherungs-Gesellschaft AG	Ownership	100.00000	Zurich Insurance Group Ltd.	Yes
		00000	36-4412924				Zurich CZI Management Holding Ltd.	DE	NIA	Zurich Global Investment Management Inc.	Ownership	100.00000	Zurich Insurance Group Ltd.	No

ANNUAL STATEMENT FOR THE YEAR 2023 OF THE ZURICH AMERICAN INSURANCE COMPANY

SCHEDULE Y - INFORMATION CONCERNING ACTIVITIES OF INSURER MEMBERS OF A HOLDING COMPANY GROUP
PART - 1 ORGANIZATIONAL CHART

Group Code	Group Name	NAIC Company Code	Federal ID Number	Federal RSSD	CIK	Name of Securities Exchange If Publicly Traded (U.S. or International)	Names of Parent, Subsidiaries Or Affiliates	Domiciliary Location	Relationship to Reporting Entity	Directly Controlled by (Name of Entity/Person)	Type of Control (Ownership, Board, Management, Attorney-in-Fact, Influence, Other)			Ultimate Controlling Entity(ies)/Person(s)	Is an SCA Filing Required ? (Yes/No)
											Ownership Percentage	Provide	7		
00000		00000					Zurich Deutscher Herold Lebensversicherung Aktiengesellschaft	DEU	IA	Deutscher Herold Aktiengesellschaft	Ownership	67.54030		Zurich Insurance Group Ltd.	No
00000		00000					Zurich Deutscher Herold Lebensversicherung Aktiengesellschaft	DEU	IA	Zurich Beteiligungs-Aktiengesellschaft (Deutschland)	Ownership	32.45970		Zurich Insurance Group Ltd.	No
00000		00000	95-4773780				Zurich E&S Insurance Brokerage, Inc.	CA	NIA	Zurich American Insurance Company	Ownership	100.00000		Zurich Insurance Group Ltd.	No
00000		00000					Zurich Employment Services Limited	GBR	NIA	Zurich Financial Services (UKISA) Limited	Ownership	100.00000		Zurich Insurance Group Ltd.	No
00000		00000					Zurich Engineering Inspection Services Ireland Limited	IRL	NIA	Zurich Insurance plc	Ownership	100.00000		Zurich Insurance Group Ltd.	No
00000		00000					Zurich EuroLife S.A.	LUX	IA	Zurich Lebensversicherungs-Gesellschaft AG	Ownership	90.00000		Zurich Insurance Group Ltd.	No
00000		00000					Zurich EuroLife S.A.	LUX	IA	Zurich Versicherungs-Gesellschaft AG	Ownership	10.00000		Zurich Insurance Group Ltd.	No
00000		00000	AA-0053640				Zurich F&I Reinsurance T&C Limited	TCA	IA	Universal Underwriters Service Corporation	Ownership	99.99950		Zurich Insurance Group Ltd.	No
00000		00000	AA-0053640				Zurich F&I Reinsurance T&C Limited	TCA	IA	Zurich Agency Services Inc.	Ownership	0.00050		Zurich Insurance Group Ltd.	No
00000		00000					Zurich Finanzas Mexico, S.A. DE C.V.	MEX	NIA	Zurich Versicherungs-Gesellschaft AG	Ownership	100.00000		Zurich Insurance Group Ltd.	No
00000		00000					Zurich Finance (Australia) Limited	AUS	NIA	Zurich Versicherungs-Gesellschaft AG	Ownership	100.00000		Zurich Insurance Group Ltd.	No
00000		00000					Zurich Finance (Ireland) DAC	IRL	NIA	Zurich Versicherungs-Gesellschaft AG	Ownership	100.00000		Zurich Insurance Group Ltd.	No
00000		00000					Zurich Finance (UK) plc	GBR	NIA	Zurich Financial Services (UKISA) Limited	Ownership	99.99800		Zurich Insurance Group Ltd.	No
00000		00000					Zurich Finance (UK) plc	GBR	NIA	Zurich Financial Services (UKISA) Nominees Limited	Ownership	0.00200		Zurich Insurance Group Ltd.	No
00000		00000					Zurich Finance Company Ltd	CHE	NIA	Zurich Versicherungs-Gesellschaft AG	Ownership	100.00000		Zurich Insurance Group Ltd.	No
00000		00000					Zurich Financial Services (Iste of Man) Group Services Limit	GBR	NIA	Zurich Versicherungs-Gesellschaft AG	Ownership	100.00000		Zurich Insurance Group Ltd.	No
00000		00000					Zurich Financial Services (Iste of Man) Holdings Limited	GBR	NIA	Zurich Versicherungs-Gesellschaft AG	Ownership	100.00000		Zurich Insurance Group Ltd.	No
00000		00000					Zurich Financial Services (Iste of Man) Insurance Manager Lt	GBR	NIA	Zurich Versicherungs-Gesellschaft AG	Ownership	100.00000		Zurich Insurance Group Ltd.	No
00000		00000					Zurich Financial Services (UKISA) Limited	GBR	NIA	Allied Zurich Holdings Limited	Ownership	90.31559		Zurich Insurance Group Ltd.	No
00000		00000					Zurich Financial Services (UKISA) Limited	GBR	NIA	Zurich Insurance plc	Ownership	9.68441		Zurich Insurance Group Ltd.	No
00000		00000	AA-1930995				Zurich Financial Services (UKISA) Nominees Limited	GBR	NIA	Zurich Financial Services (UKISA) Limited	Ownership	100.00000		Zurich Insurance Group Ltd.	No
00000		00000					Zurich Financial Services Australia Limited	AUS	NIA	Zurich Versicherungs-Gesellschaft AG	Ownership	100.00000		Zurich Insurance Group Ltd.	No
00000		00000					Zurich Financial Services EUB Holdings Limited	IRL	NIA	Zurich Ins Group	Ownership	0.09333		Zurich Insurance Group Ltd.	No
00000		00000					Zurich Financial Services EUB Holdings Limited	IRL	NIA	Zurich Insurance Group Ltd.	Ownership	99.91667		Zurich Insurance Group Ltd.	No
00000		00000					Zurich Financial Services UK Pension Trustee Limited	GBR	NIA	Zurich Financial Services (UKISA) Limited	Ownership	99.00000		Zurich Insurance Group Ltd.	No
00000		00000					Zurich Finanz-Gesellschaft AG	CHE	NIA	Zurich Versicherungs-Gesellschaft AG	Ownership	100.00000		Zurich Insurance Group Ltd.	No
00000		00000					Zurich General Insurance (Hong Kong) Limited	HKG	IA	Zurich Insurance Company Ltd, Hong Kong Branch	Ownership	100.00000		Zurich Insurance Group Ltd.	No
00000		00000					Zurich General Insurance Company (China) Limited	CHN	NIA	Zurich Versicherungs-Gesellschaft AG	Ownership	100.00000		Zurich Insurance Group Ltd.	No
00000		00000					Zurich General Insurance Malaysia Berhad	MYS	IA	Zurich Versicherungs-Gesellschaft AG	Ownership	100.00000		Zurich Insurance Group Ltd.	No
00000		00000					Zurich General Partner (Scotland) Ltd	GBR	NIA	Allied Zurich Holdings Limited	Ownership	100.00000		Zurich Insurance Group Ltd.	No
00000		00000					Zurich General Takaful Malaysia Berhad	MYS	IA	Zurich Holdings Malaysia Berhad	Ownership	100.00000		Zurich Insurance Group Ltd.	No
00000		00000					Zurich GL Servicios Mexico, S.A. de C.V.	MEX	NIA	Zurich Compania de Seguros, S.A.	Ownership	5.00000		Zurich Insurance Group Ltd.	No
00000		00000					Zurich GL Servicios Mexico, S.A. de C.V.	MEX	NIA	Zurich Vida, Compania de Seguros, S.A.	Ownership	95.00000		Zurich Insurance Group Ltd.	No
00000		00000					Zurich Global Corporate UK Limited	GBR	NIA	Zurich Holdings (UK) Limited	Ownership	100.00000		Zurich Insurance Group Ltd.	No
00000		00000	04-3729755				Zurich Global Investment Management Inc.	DE	NIA	Zurich Holding Company of America, Inc.	Ownership	100.00000		Zurich Insurance Group Ltd.	No
00000		00000					Zurich Global Ventures MGA Solutions (SA)	BEL	OTH	Zurich Versicherungs-Gesellschaft AG	Ownership	100.00000		Zurich Insurance Group Ltd.	No
00000		00000	AA-3190947				Zurich Global, Ltd.	BMU	IA	Zurich Holding Company of America, Inc.	Ownership	100.00000		Zurich Insurance Group Ltd.	No
00000		00000					Zurich Group Pension Services (UK) Ltd	GBR	NIA	Zurich Assurance Ltd	Ownership	100.00000		Zurich Insurance Group Ltd.	No
00000		00000					Zurich GSH Limited	GBR	NIA	Zurich GSH Limited	Ownership	100.00000		Zurich Insurance Group Ltd.	No
00000		00000					Zurich GSH Limited	GBR	NIA	Zurich Holdings (UK) Limited	Ownership	100.00000		Zurich Insurance Group Ltd.	No
00000		00000	36-3096373				Zurich Holding Company of America, Inc.	DE	NIA	Zurich Versicherungs-Gesellschaft AG	Ownership	100.00000		Zurich Insurance Group Ltd.	No
00000		00000					Zurich Holding Ireland Limited	IRL	NIA	Zurich Versicherungs-Gesellschaft AG	Ownership	100.00000		Zurich Insurance Group Ltd.	No
00000		00000					Zurich Holdings (UK) Limited	GBR	NIA	Zurich Versicherungs-Gesellschaft AG	Ownership	100.00000		Zurich Insurance Group Ltd.	No
00000		00000					Zurich Immobilien (Deutschland) AG & Co. KG	DEU	OTH	Zurich Immobilienreihand (Deutschland) GmbH	Ownership	0.00000		Zurich Insurance Group Ltd.	No
00000		00000					Zurich Immobilien-Lebensversicherungs-Gesellschaft AG	DEU	NIA	Zurich Versicherungs-Gesellschaft AG	Ownership	100.00000		Zurich Insurance Group Ltd.	No
00000		00000					Zurich Immobilienreihand (Deutschland) GmbH	DEU	OTH	Zurich Deutscher Herold Lebensversicherung Aktiengesellschaft	Ownership	100.00000		Zurich Insurance Group Ltd.	No
00000		00000					Zurich Insurance Company (U.K.) Limited	GBR	NIA	Zurich Versicherungs-Gesellschaft AG	Ownership	100.00000		Zurich Insurance Group Ltd.	No
00000		00000					Zurich Insurance Company Escritorio de Representacao no Bras	BRA	IA	Zurich Versicherungs-Gesellschaft AG	Ownership	100.00000		Zurich Insurance Group Ltd.	No
00000		00000					Zurich Insurance Company Ltd., Representative Office Buenos Aires	ARG	IA	Zurich Versicherungs-Gesellschaft AG	Ownership	100.00000		Zurich Insurance Group Ltd.	No
00000		00000			0001127799	SIX Swiss Exchange	Zurich Insurance Group Ltd.	CHE	NIA	Board of Directors	Board			Shareholders	No
00000		00000					Zurich Insurance Holdings (Hong Kong) Limited	HKG	IA	Zurich Versicherungs-Gesellschaft AG	Ownership	100.00000		Zurich Insurance Group Ltd.	No
00000		00000	AA-1780059				Zurich Insurance Malaysia Berhad	MYS	NIA	Zurich Versicherungs-Gesellschaft AG	Ownership	100.00000		Zurich Insurance Group Ltd.	No
00000		00000	AA-1780059				Zurich Insurance plc	IRL	IA	Zurich Beteiligungs-Aktiengesellschaft (Deutschland)	Ownership	25.07428		Zurich Insurance Group Ltd.	No
00000		00000	AA-1780059				Zurich Insurance plc	IRL	IA	Zurich Holding Ireland Limited	Ownership	70.40509		Zurich Insurance Group Ltd.	No
00000		00000					Zurich Insurance plc	IRL	IA	Zurich Insurance Company Ltd - Rappresentanza Generale per I	Ownership	4.52063		Zurich Insurance Group Ltd.	No
00000		00000					Zurich Insurance plc, Representative Office Buenos Aires	ARG	IA	Zurich Insurance plc	Ownership	100.00000		Zurich Insurance Group Ltd.	No
00000		00000					Zurich Intermediary Group Limited	GBR	NIA	Zurich Financial Services (UKISA) Limited	Ownership	99.99900		Zurich Insurance Group Ltd.	No
00000		00000					Zurich Intermediary Group Limited	GBR	NIA	Zurich Financial Services (UKISA) Nominees Limited	Ownership	0.00100		Zurich Insurance Group Ltd.	No
00000		00000	AA-1120018				Zurich International (UK) Limited	GBR	NIA	Zurich Holdings (UK) Limited	Ownership	100.00000		Zurich Insurance Group Ltd.	No
00000		00000					Zurich International Life Limited	GBR	IA	Zurich Versicherungs-Gesellschaft AG	Ownership	100.00000		Zurich Insurance Group Ltd.	No
00000		00000					Zurich International Pensions Administration Limited	IMN	NIA	Zurich International Life Limited	Ownership	100.00000		Zurich Insurance Group Ltd.	No
00000		00000					Zurich Invest AG	CHE	NIA	Zurich Versicherungs-Gesellschaft AG	Ownership	100.00000		Zurich Insurance Group Ltd.	No
00000		00000					Zurich Invest ICAV	IRL	NIA	Zurich Invest AG	Ownership	50.00000		Zurich Insurance Group Ltd.	No
00000		00000					Zurich Invest ICAV	IRL	NIA	Zurich Versicherungs-Gesellschaft AG	Ownership	50.00000		Zurich Insurance Group Ltd.	No
00000		00000					Zurich Investment Management Limited	AUS	NIA	Zurich Australia Limited	Ownership	100.00000		Zurich Insurance Group Ltd.	No
00000		00000					Zurich Investment Services Limited	BMU	NIA	Zurich Finance Company Ltd	Ownership	100.00000		Zurich Insurance Group Ltd.	No
00000		00000					Zurich Investments Life S.p.A	ITA	IA	Zurich Insurance Company Ltd - Rappresentanza Generale per I	Ownership	100.00000		Zurich Insurance Group Ltd.	No
00000		00000					ZURICH IRELAND MASTER TRUSTEE DESIGNATED ACTIVITY COMPAN	IRL	NIA	Zurich Life Assurance plc	Ownership	100.00000		Zurich Insurance Group Ltd.	No
00000		00000					Zurich Italy S.p.A.	ITA	NIA	Zurich Versicherungs-Gesellschaft AG	Ownership	100.00000		Zurich Insurance Group Ltd.	No
00000		00000					Zurich JVCompany Servicios Mexico, S.A. DE C.V.	MEX	NIA	Zurich Santander Seguros Mexico, S.A.	Ownership	99.99800		Zurich Insurance Group Ltd.	No
00000		00000					Zurich JVCompany Servicios Mexico, S.A. DE C.V.	MEX	NIA	Zurich Vida, Compania de Seguros, S.A.	Ownership	0.00200		Zurich Insurance Group Ltd.	No
00000		00000	26-0530367				Zurich Kunden Center GmbH	DEU	NIA	Zurich Beteiligungs-Aktiengesellschaft (Deutschland)	Ownership	100.00000		Zurich Insurance Group Ltd.	No
00000		00000					Zurich Latin America Corporation	FL	NIA	Zurich Holding Company of America, Inc.	Ownership	100.00000		Zurich Insurance Group Ltd.	No
00000		00000					Zurich Latin America Holding S.L. - Sociedad Unipersonal	ESP	NIA	Zurich Lebensversicherungs-Gesellschaft AG	Ownership	100.00000		Zurich Insurance Group Ltd.	No
00000		00000					Zurich Latin American Services S.A.	ARG	IA	Inversiones Suizo-Argentina S.A.	Ownership	6.32000		Zurich Insurance Group Ltd.	No
00000		00000					Zurich Latin American Services S.A.	ARG	IA	Zurich Versicherungs-Gesellschaft AG	Ownership	93.68000		Zurich Insurance Group Ltd.	No
00000		00000					Zurich Lebensversicherungs-Gesellschaft AG	CHE	IA	Zurich Versicherungs-Gesellschaft AG	Ownership	100.00000		Zurich Insurance Group Ltd.	No
00000		00000					Zurich Legacy Solutions Services (UK) Limited	GBR	IA	Zurich Versicherungs-Gesellschaft AG	Ownership	100.00000		Zurich Insurance Group Ltd.	Yes
00000		00000					Zurich Life Assurance plc	IRL	NIA	Zurich Holding Ireland Limited	Ownership	100.00000		Zurich Insurance Group Ltd.	No
00000		00000					Zurich Life Insurance (Hong Kong) Limited	HKG	NIA	Zurich Versicherungs-Gesellschaft AG	Ownership	100.00000		Zurich Insurance Group Ltd.	No
00000		00000					Zurich Life Insurance Company Ltd., Representative Office Buenos Aires	ARG	IA	Zurich Lebensversicherungs-Gesellschaft AG	Ownership	100.00000		Zurich Insurance Group Ltd.	No
00000		00000					Zurich Life Preparatory Japan Co. Ltd.	JPN	IA	Zurich Lebensversicherungs-Gesellschaft AG	Ownership	100.00000		Zurich Insurance Group Ltd.	No
00000		00000					Zurich LiveWell Services and Solutions AG	CHE	OTH	Zurich Versicherungs-Gesellschaft AG	Ownership	100.00000		Zurich Insurance Group Ltd.	No
00000		00000					Zurich Management (Bermuda) Ltd	BMU	NIA	Zurich Versicherungs-Gesellschaft AG	Ownership	100.00000		Zurich Insurance Group Ltd.	No
00000		00000					Zurich Management Services Limited	GBR	N						

ANNUAL STATEMENT FOR THE YEAR 2023 OF THE ZURICH AMERICAN INSURANCE COMPANY

SCHEDULE Y - INFORMATION CONCERNING ACTIVITIES OF INSURER MEMBERS OF A HOLDING COMPANY GROUP
PART - 1 ORGANIZATIONAL CHART

Group Code	Group Name	NAIC Company Code	Federal ID Number	Federal RSSD	CIK	Name of Securities Exchange If Publicly Traded (U.S. or International)	Names of Parent, Subsidiaries Or Affiliates	Domiciliary Location	Relationship to Reporting Entity	Directly Controlled by (Name of Entity/Person)	Type of Control (Ownership, Board, Management, Attorney-in-Fact, Influence, Other)			Ultimate Controlling Entity(ies)/Person(s)	Is an SCA Filing Required? (Yes/No)
											Ownership Percentage	If Control is Provide	7		
00000		00000					Zurich Minas Brasil Seguros S.A.	BRA	IA	Zurich Versicherungs-Gesellschaft AG	Ownership	100.00000		Zurich Insurance Group Ltd.	No
00000		00000					Zurich Pension Trustees Ireland Limited	IRL	NIA	Zurich Insurance plc	Ownership	50.00000		Zurich Insurance Group Ltd.	No
00000		00000					Zurich Pension Trustees Ireland Limited	IRL	NIA	Zurich Trustee Services Limited	Ownership	50.00000		Zurich Insurance Group Ltd.	No
00000		00000					Zurich Pension Trustees Limited	GBR	NIA	Zurich Assurance Ltd	Ownership	100.00000		Zurich Insurance Group Ltd.	No
00000		00000					Zurich Pensions Management Limited	GBR	NIA	Allied Dunbar Assurance plc	Ownership	100.00000		Zurich Insurance Group Ltd.	No
00000		00000					Zurich Pensionskassen-Beratung AG	CHE	IA	Zurich Lebensversicherungs-Gesellschaft AG	Ownership	100.00000		Zurich Insurance Group Ltd.	No
00000		00000					Zurich Professional Limited	GBR	NIA	Zurich Holdings (UK) Limited	Ownership	100.00000		Zurich Insurance Group Ltd.	No
00000		00000					Zurich Project Finance (UK) Limited	GBR	NIA	Zurich Versicherungs-Gesellschaft AG	Ownership	100.00000		Zurich Insurance Group Ltd.	No
00000		00000					Zurich Properties Pty Limited	AUS	NIA	Zurich Australia Limited	Ownership	40.00056		Zurich Insurance Group Ltd.	No
00000		00000					Zurich Properties Pty Limited	AUS	NIA	Zurich Australian Insurance Limited	Ownership	59.99944		Zurich Insurance Group Ltd.	No
00000		00000	30-0165071				Zurich Property Services Malaysia Sdn Bhd	MYS	NIA	Zurich Versicherungs-Gesellschaft AG	Ownership	100.00000		Zurich Insurance Group Ltd.	No
00000		00000					Zurich Realty, Inc.	MD	NIA	Zurich Holding Company of America, Inc.	Ownership	100.00000		Zurich Insurance Group Ltd.	No
00000		00000					Zurich Rechtsschutz-Schadensservice GmbH	DEU	NIA	Zurich Beteiligungs-Aktiengesellschaft (Deutschland)	Ownership	100.00000		Zurich Insurance Group Ltd.	No
00000		00000					Zurich Resseguradora Brasil S.A.	BRA	NIA	Zurich Lebensversicherungs-Gesellschaft AG	Ownership	0.00100		Zurich Insurance Group Ltd.	No
00000		00000					Zurich Resseguradora Brasil S.A.	BRA	NIA	Zurich Versicherungs-Gesellschaft AG	Ownership	99.99900		Zurich Insurance Group Ltd.	No
00000		00000					Zurich Risk Management Services (India) Private Limited	IND	NIA	Zurich Rückversicherungs-Gesellschaft AG	Ownership	1.00000		Zurich Insurance Group Ltd.	No
00000		00000					Zurich Risk Management Services (India) Private Limited	IND	NIA	Zurich Versicherungs-Gesellschaft AG	Ownership	99.00000		Zurich Insurance Group Ltd.	No
00000		00000					Zurich Rückversicherungs-Gesellschaft AG	CHE	NIA	Zurich Versicherungs-Gesellschaft AG	Ownership	100.00000		Zurich Insurance Group Ltd.	No
00000		00000					Zurich Sander Vermögensverwaltungs AG (Deutschland)	DEU	OTH	Zurich Beteiligungs-Aktiengesellschaft (Deutschland)	Ownership	32.46000		Zurich Insurance Group Ltd.	No
00000		00000					Zurich Sander Vermögensverwaltungs AG (Deutschland)	DEU	OTH	Deutscher Herold Aktiengesellschaft	Ownership	67.54000		Zurich Insurance Group Ltd.	No
00000		00000					Zurich Santander Brasil Odonto LTDA.	BRA	IA	Zurich Santander Brasil Seguros e Previdência S.A.	Ownership	99.00000		Zurich Insurance Group Ltd.	No
00000		00000					Zurich Santander Brasil Odonto LTDA.	BRA	IA	Zurich Santander Brasil Seguros e Previdência S.A.	Ownership	1.00000		Zurich Insurance Group Ltd.	No
00000		00000					Zurich Santander Brasil Seguros e Previdência S.A.	BRA	IA	Zurich Latin America Holding S.L. - Sociedad Unipersonal	Ownership	0.22007		Zurich Insurance Group Ltd.	No
00000		00000					Zurich Santander Brasil Seguros e Previdência S.A.	BRA	IA	Zurich Santander Holding (Spain), S.L.	Ownership	99.56848		Zurich Insurance Group Ltd.	No
00000		00000					Zurich Santander Brasil Seguros S.A.	BRA	IA	Zurich Santander Brasil Seguros e Previdência S.A.	Ownership	100.00000		Zurich Insurance Group Ltd.	No
00000		00000					Zurich Santander Holding (Spain), S.L.	ESP	NIA	Zurich Santander Insurance America, S.L.	Ownership	100.00000		Zurich Insurance Group Ltd.	No
00000		00000					Zurich Santander Holding (Spain), S.L.	ESP	NIA	Zurich Santander Insurance America, S.L.	Ownership	100.00000		Zurich Insurance Group Ltd.	No
00000		00000					Zurich Santander Insurance America, S.L.	ESP	NIA	Zurich Latin America Holding S.L. - Sociedad Unipersonal	Ownership	50.00000		Zurich Insurance Group Ltd.	No
00000		00000					Zurich Santander Seguros Argentina S.A.	ARG	NIA	Inversiones ZS America SpA	Ownership	4.00000		Zurich Insurance Group Ltd.	No
00000		00000					Zurich Santander Seguros Argentina S.A.	ARG	NIA	Zurich Santander Insurance America, S.L.	Ownership	96.00000		Zurich Insurance Group Ltd.	No
00000		00000					Zurich Santander Seguros de Vida Chile S.A.	CHL	IA	Inversiones ZS America Dos Limitada	Ownership	99.78173		Zurich Insurance Group Ltd.	No
00000		00000					Zurich Santander Seguros de Vida Chile S.A.	CHL	IA	Inversiones ZS America SpA	Ownership	0.21827		Zurich Insurance Group Ltd.	No
00000		00000					Zurich Santander Seguros Generales Chile S.A.	CHL	IA	Inversiones ZS America Dos Limitada	Ownership	99.50560		Zurich Insurance Group Ltd.	No
00000		00000					Zurich Santander Seguros Generales Chile S.A.	CHL	IA	Inversiones ZS America SpA	Ownership	0.49480		Zurich Insurance Group Ltd.	No
00000		00000					Zurich Santander Seguros Mexico, S.A.	MEX	IA	Inversiones ZS America SpA	Ownership	0.00053		Zurich Insurance Group Ltd.	No
00000		00000					Zurich Santander Seguros Mexico, S.A.	MEX	IA	Zurich Santander Insurance America, S.L.	Ownership	99.99947		Zurich Insurance Group Ltd.	No
00000		00000					Zurich Schweiz Services AG	CHE	OTH	Zurich Versicherungs-Gesellschaft AG	Ownership	100.00000		Zurich Insurance Group Ltd.	No
00000		00000					Zurich Seguros Ecuador, S.A.	ECU	IA	Zurich Versicherungs-Gesellschaft AG	Ownership	100.00000		Zurich Insurance Group Ltd.	No
00000		00000					Zurich Service GmbH	DEU	NIA	Zurich Versicherungs-Aktiengesellschaft	Ownership	100.00000		Zurich Insurance Group Ltd.	No
00000		00000					Zurich Services (Australia) Pty Limited	AUS	NIA	Zurich Financial Services Australia Limited	Ownership	100.00000		Zurich Insurance Group Ltd.	No
00000		00000					Zurich Services (Hong Kong) Limited	HKG	NIA	Zurich Insurance Holdings (Hong Kong) Limited	Ownership	99.99714		Zurich Insurance Group Ltd.	No
00000		00000					Zurich Services (Hong Kong) Limited	HKG	NIA	Zurich Versicherungs-Gesellschaft AG	Ownership	0.00286		Zurich Insurance Group Ltd.	No
00000		00000					Zurich Services A.I.E.	ESP	NIA	AIDE Asistencia Seguros y Reaseguros, S.A. - Sociedad Uniper	Ownership	0.00100		Zurich Insurance Group Ltd.	No
00000		00000					Zurich Services A.I.E.	ESP	NIA	Bansabaddel Pensioners, E. G. F. P. S.A.	Ownership	0.00100		Zurich Insurance Group Ltd.	No
00000		00000					Zurich Services A.I.E.	ESP	NIA	Bansabaddel Seguros Generales, S.A. de Seguros y Reaseguros	Ownership	0.00100		Zurich Insurance Group Ltd.	No
00000		00000					Zurich Services A.I.E.	ESP	NIA	Bansabaddel Vida S.A. de Seguros y Reaseguros	Ownership	0.00100		Zurich Insurance Group Ltd.	No
00000		00000					Zurich Services A.I.E.	ESP	NIA	Zurich Insurance plc, Sucursal en Espana	Ownership	97.18000		Zurich Insurance Group Ltd.	No
00000		00000					Zurich Services A.I.E.	ESP	NIA	Zurich Vida, Compania de Seguros y Reaseguros, S.A. - Societ	Ownership	2.81600		Zurich Insurance Group Ltd.	No
00000		00000					Zurich Services Company (Pty) Ltd	AUS	IA	Zurich Versicherungs-Gesellschaft AG	Ownership	100.00000		Zurich Insurance Group Ltd.	No
00000		00000	35-2546417				Zurich Services US, LLC	DE	NIA	Farmers Group, Inc.	Ownership	50.00000		Zurich Insurance Group Ltd.	No
00000		00000	35-2546417				Zurich Services US, LLC	DE	NIA	Zurich Holding Company of America, Inc.	Ownership	50.00000		Zurich Insurance Group Ltd.	No
00000		00000					Zurich Servicios de Mexico, S.A. de C.V.	MEX	NIA	Zurich Vida, Compania de Seguros, S.A.	Ownership	90.00000		Zurich Insurance Group Ltd.	No
00000		00000					Zurich Servicios de Mexico, S.A. de C.V.	MEX	NIA	Zurich, Compania de Seguros, S.A.	Ownership	10.00000		Zurich Insurance Group Ltd.	No
00000		00000					ZURICH SERVICIOS DIRECTO ESPAÑA, S.L.	ESP	NIA	Zurich Insurance Mobile Solutions AG	Ownership	100.00000		Zurich Insurance Group Ltd.	No
00000		00000					Zurich Servicios y Soporte México, S.A. de C.V.	MEX	NIA	Zurich Lebensversicherungs-Gesellschaft AG	Ownership	0.02000		Zurich Insurance Group Ltd.	No
00000		00000					Zurich Servicios y Soporte México, S.A. de C.V.	MEX	NIA	Zurich Versicherungs-Gesellschaft AG	Ownership	99.99000		Zurich Insurance Group Ltd.	No
00000		00000					Zurich Shared Services S.A.	CHL	NIA	Inversiones Suizo Chilena S.A.	Ownership	99.98667		Zurich Insurance Group Ltd.	No
00000		00000					Zurich Shared Services S.A.	CHL	NIA	Zurich Investments Chile S.A.	Ownership	0.01333		Zurich Insurance Group Ltd.	No
00000		00000					Zurich Sigorta A.S.	TUR	IA	Zurich Versicherungs-Gesellschaft AG	Ownership	100.00000		Zurich Insurance Group Ltd.	No
00000		00000					Zurich Small Amount and Short Term Insurance Ltd	JPN	NIA	Zurich Versicherungs-Gesellschaft AG	Ownership	100.00000		Zurich Insurance Group Ltd.	No
00000		00000					Zurich South America Invest AB	SWE	NIA	Zurich Versicherungs-Gesellschaft AG	Ownership	100.00000		Zurich Insurance Group Ltd.	No
00000		00000					Zurich Specialties London Limited	GBR	NIA	Zurich Holdings (UK) Limited	Ownership	100.00000		Zurich Insurance Group Ltd.	No
00000		00000					Zurich Structured Finance, Inc.	DE	NIA	Zurich Finance Company Ltd	Ownership	100.00000		Zurich Insurance Group Ltd.	No
00000		00000					Zurich Takaful Malaysia Berhad (ZTMB)	MYS	NIA	Zurich Versicherungs-Gesellschaft AG	Ownership	100.00000		Zurich Insurance Group Ltd.	No
00000		00000					Zurich Technical and Consulting Services (Beijing) Co. Ltd.	CHN	NIA	Zurich Insurance Holdings (Hong Kong) Limited	Ownership	100.00000		Zurich Insurance Group Ltd.	No
00000		00000					Zurich Technical Development (China) Limited	CHN	NIA	Zurich Insurance Holdings (Hong Kong) Limited	Ownership	100.00000		Zurich Insurance Group Ltd.	No
00000		00000					Zurich Technology Malaysia Sdn Bhd	MYS	NIA	Zurich Technology Services Malaysia Sdn Bhd	Ownership	100.00000		Zurich Insurance Group Ltd.	No
00000		00000					Zurich Technology Services Malaysia Sdn Bhd	MYS	NIA	Zurich Versicherungs-Gesellschaft AG	Ownership	100.00000		Zurich Insurance Group Ltd.	No
00000		00000					Zurich Transitional Services Limited	GBR	NIA	Zurich Holdings (UK) Limited	Ownership	100.00000		Zurich Insurance Group Ltd.	No
00000		00000					Zurich Travel Solutions Pty Limited	AUS	NIA	Zurich Versicherungs-Gesellschaft AG	Ownership	100.00000		Zurich Insurance Group Ltd.	No
00000		00000					Zurich Treasury Services Limited	IRL	NIA	Zurich Financial Services EUB Holdings Limited	Ownership	100.00000		Zurich Insurance Group Ltd.	No
00000		00000					Zurich Trustee Services Limited	IRL	NIA	Zurich Life Assurance plc	Ownership	100.00000		Zurich Insurance Group Ltd.	No
00000		00000					Zurich UK General Employee Services Limited	GBR	NIA	Zurich UK General Services Limited	Ownership	100.00000		Zurich Insurance Group Ltd.	No
00000		00000					Zurich UK General Employee Services Limited	GBR	NIA	Zurich Holdings (UK) Limited	Ownership	100.00000		Zurich Insurance Group Ltd.	No
00000		00000	AA-1220080				Zurich Versicherungs-Aktiengesellschaft	AUT	IA	Zurich Versicherungs-Gesellschaft AG	Ownership	99.98125		Zurich Insurance Group Ltd.	No
00000		00000	AA-1460190				Zurich Versicherungs-Gesellschaft AG	CHE	IA	Zurich Insurance Group Ltd.	Ownership	100.00000		Zurich Insurance Group Ltd.	Yes
00000		00000					Zurich Vida e Previdência S.A.	BRA	IA	Zurich Minas Brasil Seguros S.A.	Ownership	100.00000		Zurich Insurance Group Ltd.	No
00000		00000	AA-1840022				Zurich Vida, Compania de Seguros y Reaseguros, S.A. - Societ	ESP	IA	Zurich Lebensversicherungs-Gesellschaft AG	Ownership	100.00000		Zurich Insurance Group Ltd.	No
00000		00000	AA-2734111				Zurich Vida, Compania de Seguros y Reaseguros, S.A.	ESP	IA	Zurich Versicherungs-Gesellschaft AG	Ownership	100.00000		Zurich Insurance Group Ltd.	No
00000		00000					Zurich Vorsorge-Beratungs und Vertriebs GmbH (Deutschland)	DEU	NIA	Zurich Beteiligungs-Aktiengesellschaft (Deutschland)	Ownership	100.00000		Zurich Insurance Group Ltd.	No
00000		00000					Zurich Whiteley Investment Trust Limited	GBR	NIA	Zurich Insurance plc	Ownership	100.00000		Zurich Insurance Group Ltd.	No
00000		00000					Zurich Whiteley Trust Limited	GBR	NIA	Zurich Whiteley Investment Trust Limited	Ownership	100.00000		Zurich Insurance Group Ltd.	No
00000		00000					Zurich Workplace Solutions (Middle East) Limited	ARE	NIA	Zurich International Life Limited	Ownership	100.00000		Zurich Insurance Group Ltd.	No

ANNUAL STATEMENT FOR THE YEAR 2023 OF THE ZURICH AMERICAN INSURANCE COMPANY

SCHEDULE Y - INFORMATION CONCERNING ACTIVITIES OF INSURER MEMBERS OF A HOLDING COMPANY GROUP PART - 1 ORGANIZATIONAL CHART

Note 1: Farmers Insurance Exchange is a California "interinsurance exchange" owned by its policyholders. Its attorney-in-fact is Farmers Group, Inc. dba Farmers Underwriters Association, which is a subsidiary of Zurich Insurance Group Ltd.

Note 2: Farmers Group Inc. as attorney-in-fact for Farmers Insurance Exchange, provides management services to Farmers Texas County Mutual Insurance Company.

Note 3: Fire Insurance Exchange is a California "interinsurance exchange" owned by its policyholders. Its attorney-in-fact is Fire Underwriters Association, which is a subsidiary of Zurich Insurance Group Ltd.

Note 4: Foremost County Mutual Insurance Company is a Texas County mutual insurance company managed by Foremost Insurance Company Grand Rapids, Michigan.

Note 5: Foremost Lloyds of Texas underwriters are officers and/or directors of Foremost Insurance Company Grand Rapids, Michigan.

Note 6: Truck Insurance Exchange is a California "interinsurance exchange" owned by its policyholders. Its attorney-in-fact is Truck Underwriters Association, which is a subsidiary of Zurich Insurance Group Ltd.

Note 7: Zurich Insurance Plc operates branches in the following countries: Italy (AA-1364106), Portugal (AA-1820001), Spain (AA-1840150), and United Kingdom (AA-1780059).

Note 8: Zurich Versicherungs-Aktiengesellschaft operates a branch in Germany (AA-1340017).

Note 9: Zurich Versicherungs-Gesellschaft AG also known as Zurich Insurance Company, Ltd operates branches in the following countries: Bermuda (AA-3190825), Canada (AA-1560999), Hong Kong (AA-5324112), Ireland (AA-1780042), Japan (AA-1584115), and Singapore (AA-5760036). It also operates a management entity Alpina International (AA-1460010) in Switzerland. Note 10: An affiliate entity is the attorney-in-fact of Farmers Insurance Exchange, Fire Insurance Exchange and Truck Insurance Exchange (collectively "Exchanges"). The reporting entity's relationship to the Exchanges, their subsidiaries, and the affiliates that they manage is classified as OTHER.

Note 11: This company is a subsidiary of Zurich Insurance Group Ltd., and is an affiliate of Farmers Group, Inc.

Note 12: Farmers Lloyds Insurance Company of Texas is a Texas company managed by Farmers Lloyds, Inc.

ANNUAL STATEMENT FOR THE YEAR 2023 OF THE ZURICH AMERICAN INSURANCE COMPANY

SCHEDULE Y

PART 1A - DETAIL OF INSURANCE HOLDING COMPANY SYSTEM

1	2	3	4	5	6	7	8	9	10	11	12	13	14	15	16
Group Code	Group Name	NAIC Company Code	ID Number	Federal RSSD	CIK	Name of Securities Exchange if Publicly Traded (U.S. or International)	Names of Parent, Subsidiaries Or Affiliates	Domiciliary Location	Relationship to Reporting Entity	Directly Controlled by (Name of Entity/Person)	Type of Control (Ownership, Board, Management, Attorney-in-Fact, Influence, Other)	If Control is Ownership Provide Percentage	Ultimate Controlling Entity(ies)/Person(s)	Is an SCA Filing Required? (Yes/No)	*
		00000	82-3606914				10433 Ella Blvd, LLC	DE	OTH	Mid-Century Insurance Company	Ownership	100.000	Farmers Insurance Exchange	NO	10
		00000	84-2794277				11930 Narcoossee Road, LLC	DE	DS	Mid-Century Insurance Company	Ownership	100.000	Farmers Insurance Exchange	NO	
		00000	81-4674724				12225 NE 60th Way, LLC	DE	OTH	Truck Insurance Exchange	Ownership	100.000	Farmers Insurance Exchange	NO	10
		00000	47-3820947				14001 Rosencrans Avenue, LLC	DE	OTH	Farmers Insurance Exchange	Ownership	100.000	Farmers Insurance Exchange	NO	10
		00000	82-2860816				145 Great Road LLC	DE	NIA	Mid Century Insurance Company	Ownership	100.000	Farmers Insurance Exchange	NO	10
		00000	95-4136306				17885 Von Karman, LLC	CA	OTH	Farmers Insurance Exchange	Ownership	100.000	Farmers Insurance Exchange	NO	10
		36404	23-2044095				201 Railroad Ave, LLC	DE	OTH	Farmers Insurance Exchange	Ownership	100.000	Farmers Insurance Exchange	NO	10
		34789	51-0283170				21st Century Casualty Company	CA	OTH	21st Century Insurance Group	Ownership	100.000	Farmers Insurance Exchange	NO	10
		00000	95-2565072				21st Century Centennial Insurance Company	PA	OTH	Mid-Century Insurance Company	Ownership	100.000	Farmers Insurance Exchange	NO	10
		12963	95-1935264				21st Century Insurance and Financial Services, Inc.	DE	OTH	Mid-Century Insurance Company	Ownership	100.000	Farmers Insurance Exchange	NO	10
		00000	13-3333609				21st Century Insurance Company	CA	OTH	21st Century Insurance Group	Ownership	100.000	Farmers Insurance Exchange	NO	10
		32220	13-3333609				21st Century Insurance Group	DE	OTH	Mid-Century Insurance Company	Ownership	100.000	Farmers Insurance Exchange	NO	10
		10710	13-3922232				21st Century North America Insurance Company	NY	OTH	Mid-Century Insurance Company	Ownership	100.000	Farmers Insurance Exchange	NO	10
		20796	22-1721971				21st Century Pinnacle Insurance Company	NJ	OTH	21st Century North America Insurance Company	Ownership	100.000	Farmers Insurance Exchange	NO	10
		00000	92-1475501				21st Century Premier Insurance Company	PA	OTH	21st Century Centennial Insurance Company	Ownership	100.000	Farmers Insurance Exchange	NO	10
		00000	92-1508649				2475 Mill Center Parkway, LLC	DE	OTH	Farmers Insurance Exchange	Ownership	100.000	Farmers Insurance Exchange	NO	10
		00000	88-4349711				280 Riverside Parkway, LLC	DE	OTH	Farmers Insurance Exchange	Ownership	100.000	Farmers Insurance Exchange	NO	10
		00000	88-4349711				3049 East Washburn Road, LLC	DE	OTH	Farmers Insurance Exchange	Ownership	100.000	Farmers Insurance Exchange	NO	10
		00000	92-1207495				3195 East Washburn Road, LLC	DE	OTH	Farmers Insurance Exchange	Ownership	100.000	Farmers Insurance Exchange	NO	10
		00000	81-0741455				384 Santa Trinita Ave LLC	DE	OTH	Fire Insurance Exchange	Ownership	100.000	Farmers Insurance Exchange	NO	10
		00000	88-2246655				3PZ Holdings, LLC	DE	NIA	ZSF/Dallas Tower LLC	Ownership	63.770	Zurich Insurance Group Ltd.	NO	
		00000	92-1554532				4345 Hamilton Mill Road, LLC	DE	OTH	Farmers Insurance Exchange	Ownership	100.000	Farmers Insurance Exchange	NO	10
		00000	92-1590378				475 Riverside Parkway, LLC	DE	OTH	Mid-Century Insurance Company	Ownership	100.000	Farmers Insurance Exchange	NO	10
		00000	82-4386531				6671-6675 North Macarthur Blvd, LLC	DE	DS	Mid-Century Insurance Company	Ownership	100.000	Farmers Insurance Exchange	NO	10
		00000					Access Franchise Management Limited	GBR	NIA	Zurich Assurance Ltd	Ownership	100.000	Zurich Insurance Group Ltd	NO	
		00000					ACN 000 141 051 Ltd.	AUS	NIA	Zurich Financial Services Australia Limited	Ownership	100.000	Zurich Insurance Group Ltd.	NO	
		00000					Afterland Limited	GBR	NIA	Zurich Assurance Ltd	Ownership	100.000	Zurich Insurance Group Ltd.	NO	
		00000					AG Haus der Wirtschaft	CHE	NIA	Zurich Versicherungs-Gesellschaft AG	Ownership	8.163	Zurich Insurance Group Ltd.	NO	
		00000					Allied Dunbar Assurance plc	GBR	NIA	Zurich Financial Services (UKISA) Nominees Limited	Ownership	100.000	Zurich Insurance Group Ltd.	NO	
		00000					Allied Dunbar Financial Services Limited	GBR	NIA	Allied Dunbar Assurance plc	Ownership	100.000	Zurich Insurance Group Ltd.	NO	
		00000					Allied Dunbar Provident plc	GBR	NIA	Allied Dunbar Assurance plc	Ownership	100.000	Zurich Insurance Group Ltd.	NO	
		00000					Allied Zurich Holdings Limited	JEY	NIA	Zurich Versicherungs-Gesellschaft AG	Ownership	100.000	Zurich Insurance Group Ltd.	NO	
		00000					Allied Zurich Limited	GBR	NIA	Zurich Insurance Group Ltd.	Ownership	100.000	Zurich Insurance Group Ltd.	NO	
		10245	86-0812982				American Federation Insurance Company	TX	OTH	21st Century Insurance Group	Ownership	100.000	Farmers Insurance Exchange	NO	10
		26247	36-6071400				American Guarantee and Liability Insurance Company	NY	IA	Zurich American Insurance Company	Ownership	100.000	Zurich Insurance Group Ltd.	YES	
		10805	13-3953213				American Pacific Insurance Company, Inc.	HI	OTH	Farmers Insurance Hawaii, Inc.	Ownership	100.000	Farmers Insurance Exchange	NO	10
		40142	36-3141762				American Zurich Insurance Company	IL	IA	Steadfast Insurance Company	Ownership	100.000	Zurich Insurance Group Ltd.	YES	
		00000					Applyhere Pty Ltd	AUS	NIA	Davidson Trahair Holding Pty Ltd	Ownership	100.000	Zurich Insurance Group Ltd.	NO	
		00000					Ashdale Land and Property Company Limited	GBR	NIA	Zurich Insurance plc	Ownership	100.000	Zurich Insurance Group Ltd.	NO	
		00000					Asistbras S/A Assist ncia ao Viajante	BRA	IA	Travel Ace Internacional de Servicios S.A.	Ownership	65.000	Zurich Insurance Group Ltd.	NO	
		00000					Assistance Online (China) Co Ltd	CHN	NIA	Assistancee Online Pte. Ltd	Ownership	100.000	Zurich Insurance Group Ltd.	NO	
		00000					Assistancee Online HK Ltd	HKG	NIA	Assistancee Online HK Ltd	Ownership	0.000	Zurich Insurance Group Ltd.	NO	
		00000					Assistancee Online HK Ltd	HKG	NIA	Assistancee Online Pte. Ltd	Ownership	100.000	Zurich Insurance Group Ltd.	NO	

ANNUAL STATEMENT FOR THE YEAR 2023 OF THE ZURICH AMERICAN INSURANCE COMPANY

SCHEDULE Y

PART 1A - DETAIL OF INSURANCE HOLDING COMPANY SYSTEM

1	2	3	4	5	6	7	8	9	10	11	12	13	14	15	16
Group Code	Group Name	NAIC Company Code	ID Number	Federal RSSD	CIK	Name of Securities Exchange if Publicly Traded (U.S. or International)	Names of Parent, Subsidiaries Or Affiliates	Domi-ciliary Location	Relation-ship to Reporting Entity	Directly Controlled by (Name of Entity/Person)	Type of Control (Ownership, Board, Management, Attorney-in-Fact, Influence, Other)	If Control is Ownership Provide Percentage	Ultimate Controlling Entity(ies)/Person(s)	Is an SCA Filing Re-quired? (Yes/No)	*
		00000					Assistancee Online Pte. Ltd	.SGP	NIA	Customer Care Assistance Pty Ltd	Ownership	100.000	Zurich Insurance Group Ltd	NO	
		00000					ASTIS Holdings Limited	.AUS	NIA	Cover-More Finance Pty Limited	Ownership	100.000	Zurich Insurance Group Ltd	NO	
		00000	36-4851720				Aust Office 1, LLC	.DE	NIA	Zurich American Insurance Company	Ownership	100.000	Zurich Insurance Group Ltd	NO	
		00000					autoSense AG	.CHE	NIA	Zürich Versicherungs-Gesellschaft AG	Ownership	33.330	Zurich Insurance Group Ltd	NO	
		00000					Ballykilliane Holdings Limited	.IRL	NIA	Zurich Insurance plc	Ownership	100.000	Zurich Insurance Group Ltd	NO	
		00000					Bansabadell Pensiones, E.G.F.P, S.A.	.ESP	NIA	Zurich Vida, Compania de Seguros y Reaseguros, S.A. - Sociad	Ownership	50.000	Zurich Insurance Group Ltd	NO	
		00000					Bansabadell Seguros Generales, S.A. de Seguros y Reaseguros	.ESP	IA	Zurich Versicherungs-Gesellschaft AG	Ownership	50.000	Zurich Insurance Group Ltd	NO	
		00000					Bansabadell Servicios Auxiliares De Seguros, S.L.	.ESP	IA	Bansabadell Seguros Generales, S.A. de Seguros y Reaseguros	Ownership	100.000	Zurich Insurance Group Ltd	NO	
		00000					Bansabadell Vida S.A. de Seguros y Reaseguros	.ESP	IA	Zurich Vida, Compania de Seguros y Reaseguros, S.A. - Sociad	Ownership	50.000	Zurich Insurance Group Ltd	NO	
		00000					Benefit Finance Partners, L.L.C.	.DE	NIA	Zurich Benefit Finance LLC	Ownership	50.000	Zurich Insurance Group Ltd	NO	
		00000	13-4097988				BFP Securities LLC	.DE	NIA	Benefit Finance Partners, L.L.C.	Ownership	100.000	Zurich Insurance Group Ltd	NO	
		00000					Bloomington Office LP	.DE	NIA	Zurich Structured Finance, Inc.	Ownership	99.000	Zurich Insurance Group Ltd	NO	
		00000					Bloomington Office MGP Manager, Inc	.DE	NIA	Zurich Structured Finance, Inc.	Ownership	100.000	Zurich Insurance Group Ltd	NO	
		00000					Bloomington Office MGP, LLC	.DE	NIA	Bloomington Office MGP Manager, Inc	Ownership	1.000	Zurich Insurance Group Ltd	NO	
		00000					Bloomington Office MGP, LLC	.DE	NIA	Zurich Structured Finance, Inc.	Ownership	99.000	Zurich Insurance Group Ltd	NO	
		00000					Blue Insurance Australia Pty Ltd	.AUS	NIA	Blue Insurance Limited	Ownership	100.000	Zurich Insurance Group Ltd	NO	
		00000					Blue Insurance Limited	.IRL	NIA	Cover-More Australia Pty Ltd	Ownership	97.610	Zurich Insurance Group Ltd	NO	
		00000					Blue Marble Capital L.P.	.BMU	NIA	Blue Marble Micro Limited	Ownership	100.000	Zurich Insurance Group Ltd	NO	
		00000					Blue Marble Micro Limited	.GBR	NIA	Zürich Versicherungs-Gesellschaft AG	Ownership	100.000	Zurich Insurance Group Ltd	NO	
		00000					Blue Marble Microinsurance, Inc.	.DE	NIA	Blue Marble Micro Limited	Ownership	100.000	Zurich Insurance Group Ltd	NO	
		00000					Boldoni 3 S.r.l	.ITA	OTH	Zurich Investments Life S.p.A.	Ownership	100.000	Zurich Insurance Group Ltd	NO	
		00000					Bonus Pensionskassen Aktiengesellschaft	.AUT	NIA	Zurich Versicherungs-Aktiengesellschaft	Ownership	87.500	Zurich Insurance Group Ltd	NO	
		00000					BONJS Vorsorgekasse AG	.AUT	NIA	Zurich Versicherungs-Aktiengesellschaft	Ownership	50.000	Zurich Insurance Group Ltd	NO	
		00000	47-2289489				BOS Apt 1, LLC	.DE	NIA	Zurich American Insurance Company	Ownership	100.000	Zurich Insurance Group Ltd	NO	
		00000	47-2445859				BOS Apt 2, LLC	.DE	NIA	Zurich American Insurance Company	Ownership	100.000	Zurich Insurance Group Ltd	NO	
		00000	47-2483669				BOS Office 3, LLC	.DE	NIA	Farmers New World Life Insurance Company	Ownership	100.000	Zurich Insurance Group Ltd	NO	
		00000	37-1849541				BOS Office 4, LLC	.DE	NIA	Zurich American Insurance Company	Ownership	100.000	Zurich Insurance Group Ltd	NO	
		00000	47-4684158				BOS Retail 1, LLC	.DE	NIA	Zurich American Insurance Company	Ownership	100.000	Zurich Insurance Group Ltd	NO	
		00000					Boxx Cyber Services Middle East Ltd	.ARE	NIA	Boxx Insurance Inc.	Ownership	100.000	Zurich Insurance Group Ltd	NO	
		00000					Boxx Insurance Inc.	.CAN	NIA	Zürich Versicherungs-Gesellschaft AG	Ownership	33.333	Zurich Insurance Group Ltd	NO	
		00000	87-3332812				Boxx Insurance LLC	.FL	NIA	Boxx Insurance Inc.	Ownership	100.000	Zurich Insurance Group Ltd	NO	
		00000					Boxx Services PTE Limited	.SGP	NIA	Boxx Insurance Inc.	Ownership	100.000	Zurich Insurance Group Ltd	NO	
		00000					Bristlecourt Limited	.GBR	NIA	Zurich Assurance Ltd	Ownership	100.000	Zurich Insurance Group Ltd	NO	10
.0069	Farmers Insurance Group	11034	34-1893500				Bristol West Casualty Insurance Company	.OH	OTH	Coast National Insurance Company	Ownership	100.000	Farmers Insurance Exchange	NO	10
		00000	13-3994449				Bristol West Holdings, Inc.	.DE	OTH	Farmers Insurance Exchange	Ownership	42.000	Farmers Insurance Exchange	NO	10
		00000	13-3994449				Bristol West Holdings, Inc.	.DE	OTH	Fire Insurance Exchange	Ownership	3.750	Farmers Insurance Exchange	NO	10
		00000	13-3994449				Bristol West Holdings, Inc.	.DE	OTH	Mid-Century Insurance Company	Ownership	47.500	Farmers Insurance Exchange	NO	10
		00000	13-3994449				Bristol West Holdings, Inc.	.DE	OTH	Truck Insurance Exchange	Ownership	6.750	Farmers Insurance Exchange	NO	10
.0069	Farmers Insurance Group	19658	38-1865162				Bristol West Insurance Company	.OH	OTH	Coast National Insurance Company	Ownership	100.000	Farmers Insurance Exchange	NO	10
		00000	65-0880876				Bristol West Insurance Services of California, Inc.	.CA	OTH	Bristol West Holdings, Inc.	Ownership	100.000	Farmers Insurance Exchange	NO	
		00000	65-0616769				Bristol West Insurance Services, Inc. of Florida	.FL	OTH	Bristol West Holdings, Inc.	Ownership	100.000	Farmers Insurance Exchange	NO	
.0069	Farmers Insurance Group	12774	86-1174452				Bristol West Preferred Insurance Company	.MI	OTH	Bristol West Holdings, Inc.	Ownership	100.000	Farmers Insurance Exchange	NO	
		00000					brokerbusiness.ch AG	.CHE	NIA	Zürich Versicherungs-Gesellschaft AG	Ownership	25.000	Zurich Insurance Group Ltd	NO	

97.1

ANNUAL STATEMENT FOR THE YEAR 2023 OF THE ZURICH AMERICAN INSURANCE COMPANY

SCHEDULE Y

PART 1A - DETAIL OF INSURANCE HOLDING COMPANY SYSTEM

1	2	3	4	5	6	7	8	9	10	11	12	13	14	15	16
Group Code	Group Name	NAIC Company Code	ID Number	Federal RSSD	CIK	Name of Securities Exchange if Publicly Traded (U.S. or International)	Names of Parent, Subsidiaries Or Affiliates	Domiciliary Location	Relationship to Reporting Entity	Directly Controlled by (Name of Entity/Person)	Type of Control (Ownership, Board, Management, Attorney-in-Fact, Influence, Other)	If Control is Ownership Provide Percentage	Ultimate Controlling Entity(ies)/Person(s)	Is an SCA Filing Required? (Yes/No)	*
		00000	65-0919338				BWIS of Nevada, Inc.	NV	OTH	Bristol West Holdings, Inc.	Ownership	100.000	Farmers Insurance Exchange	NO	
		00000					Cayley Aviation Ltd.	BMU	NIA	Zurich Insurance Company Ltd, Bermuda Branch	Ownership	100.000	Zurich Insurance Group Ltd.	NO	
		00000					Celta Assistance SL	ESP	IA	Universal Assistance S.A.	Ownership	100.000	Zurich Insurance Group Ltd.	NO	
.0212	Zurich Ins Group	34649	13-4038482				Centre Group Holdings (U.S.) Limited	DE	NIA	Zurich Structured Finance, Inc.	Ownership	100.000	Zurich Insurance Group Ltd.	NO	
.0212	Zurich Ins Group	80896	13-2653231				Centre Insurance Company	DE	IA	Centre Solutions (U.S.) Limited	Ownership	100.000	Zurich Insurance Group Ltd.	NO	
		00000	04-1589940				Centre Life Insurance Company	MA	IA	Centre Solutions (U.S.) Limited	Ownership	100.000	Zurich Insurance Group Ltd.	NO	
		00000	AA-3190673				Centre Reinsurance (U.S.) Limited	BMU	IA	Centre Group Holdings (U.S.) Limited	Ownership	100.000	Zurich Insurance Group Ltd.	NO	
		00000					Centre Solutions (Bermuda) Limited	BMU	IA	Zurich Finance Company Ltd	Ownership	100.000	Zurich Insurance Group Ltd.	NO	
		00000	AA-3190822				Centre Solutions (U.S.) Limited	BMU	IA	Centre Group Holdings (U.S.) Limited	Ownership	100.000	Zurich Insurance Group Ltd.	NO	
		00000	32-0616217				Charlotte Industrial 2, LLC	DE	NIA	Farmers New World Life Insurance Company	Ownership	100.000	Zurich Insurance Group Ltd.	NO	
		00000	88-0601732				Charlotte Industrial 3, LLC	DE	NIA	Farmers New World Life Insurance Company	Ownership	100.000	Zurich Insurance Group Ltd.	NO	
		00000	30-1113235				Charlotte Office 1, LLC	DE	NIA	Zurich American Insurance Company	Ownership	100.000	Zurich Insurance Group Ltd.	NO	
		00000	38-3988749				CHI APT 1, LLC	DE	NIA	Zurich American Insurance Company	Ownership	100.000	Zurich Insurance Group Ltd.	NO	
		00000	47-4429730				CHI IND 1, LLC	DE	NIA	Farmers New World Life Insurance Company	Ownership	100.000	Zurich Insurance Group Ltd.	NO	10
		00000	87-2430690				CHI IND 6, LLC	DE	NIA	Farmers New World Life Insurance Company	Ownership	100.000	Zurich Insurance Group Ltd.	NO	10
		00000					Chilena Consolidada Seguros de Vida S.A.	CHL	IA	Inversiones Suizo Chilena S.A.	Ownership	98.977	Zurich Insurance Group Ltd.	NO	10
		00000	AA-2280100		196453	Bolsa de Comercio de Santiago	Chilena Consolidada Seguros Generales S.A.	CHL	IA	Chilena Consolidada Seguros de Vida S.A.	Ownership	7.405	Zurich Insurance Group Ltd.	NO	10
		00000	AA-2280100		196453	Bolsa de Comercio de Santiago	Chilena Consolidada Seguros Generales S.A.	CHL	IA	Inversiones Suizo Chilena S.A.	Ownership	82.732	Zurich Insurance Group Ltd.	NO	10
.0069	Farmers Insurance Group	10315	95-4528269				Civic Property and Casualty Company	CA	OTH	Fire Insurance Exchange	Ownership	80.000	Fire Insurance Exchange	NO	10
.0069	Farmers Insurance Group	10315	95-4528269				Civic Property and Casualty Company	CA	OTH	Truck Insurance Exchange	Ownership	20.000	Fire Insurance Exchange	NO	
		00000	76-0543593				Coast National General Agency, Inc.	TX	OTH	Bristol West Holdings, Inc.	Ownership	100.000	Farmers Insurance Exchange	NO	
		00000	33-0246699				Coast National Holding Company	CA	OTH	Bristol West Holdings, Inc.	Ownership	100.000	Farmers Insurance Exchange	NO	
.0069	Farmers Insurance Group	25089	33-0246701				Coast National Insurance Company	CA	OTH	Coast National Holding Company	Ownership	100.000	Farmers Insurance Exchange	NO	
		00000			0000034431	Second Marche part of Euronext Paris stock exchange since 1987	COFITEM-COFIMUR	FRA	NIA	Zurich Versicherungs-Gesellschaft AG	Ownership	12.405	Zurich Insurance Group Ltd.	NO	
.0212	Zurich U.S. Insurance Pool Group	34347	52-1096670				Colonial American Casualty and Surety Company	IL	IA	Fidelity and Deposit Company of Maryland	Ownership	100.000	Zurich Insurance Group Ltd.	NO	
		00000					Concisa Vorsorgeberatung und Management AG	AUT	NIA	Bonus Pensionskassen Aktiengesellschaft	Ownership	100.000	Zurich Insurance Group Ltd.	NO	
		00000					Concourse Skelmersdale Limited	GBR	NIA	Zurich Financial Services (UKISA) Limited	Ownership	100.000	Zurich Insurance Group Ltd.	NO	
		00000					Cover-More (NZ) Limited	NZL	NIA	Cover-More Australia Pty Ltd	Ownership	100.000	Zurich Insurance Group Ltd.	NO	
		00000					Cover-More Asia Pte. Ltd	SGP	NIA	Travel Assist Pty Limited	Ownership	100.000	Zurich Insurance Group Ltd.	NO	
		00000					Cover-More Australia Pty Ltd	AUS	NIA	Cover-More Holdings Pty Ltd	Ownership	100.000	Zurich Insurance Group Ltd.	NO	
		00000					Cover-More Finance Pty Limited	AUS	NIA	Cover-More Group Limited	Ownership	100.000	Zurich Insurance Group Ltd.	NO	
		00000					Cover-More Group Limited	AUS	NIA	Zurich Travel Solutions Pty Limited	Ownership	100.000	Zurich Insurance Group Ltd.	NO	
		00000					Cover-More Holdings Pty Ltd	AUS	NIA	Travel Assist Pty Limited	Ownership	100.000	Zurich Insurance Group Ltd.	NO	
		00000					Cover-More Holdings USA Inc.	DE	NIA	Travel Assist Pty Limited	Ownership	100.000	Zurich Insurance Group Ltd.	NO	
		00000					Cover-More Inc.	DE	NIA	Cover-More Holdings USA Inc.	Ownership	100.000	Zurich Insurance Group Ltd.	NO	
		00000					Cover-More Insurance Services Limited	GBR	NIA	Cover-More Australia Pty Ltd	Ownership	100.000	Zurich Insurance Group Ltd.	NO	
		00000					Cover-More Insurance Services Pty Ltd	AUS	IA	Travel Assist Pty Limited	Ownership	100.000	Zurich Insurance Group Ltd.	NO	
		00000					CREC (Bloomington) Lender, LLC	DE	NIA	Zurich Structured Finance, Inc.	Ownership	0.000	Zurich Insurance Group Ltd.	NO	
		00000	87-4778868				CREC (Dallas) Lender, LLC	DE	NIA	Zurich Structured Finance, Inc.	Ownership	100.000	Zurich Insurance Group Ltd.	NO	
		00000					CREC (Durham), LLC	DE	NIA	Zurich Structured Finance, Inc.	Ownership	100.000	Zurich Insurance Group Ltd.	NO	
		00000					CREC (Hagerstown) Lender, LLC	DE	NIA	Zurich Structured Finance, Inc.	Ownership	100.000	Zurich Insurance Group Ltd.	NO	
		00000					CREC (Hagerstown) Owner, LLC	MD	NIA	Zurich Structured Finance, Inc.	Ownership	0.000	Zurich Insurance Group Ltd.	NO	
		00000					CREC (Las Vegas), LLC	DE	NIA	Zurich Structured Finance, Inc.	Ownership	100.000	Zurich Insurance Group Ltd.	NO	
		00000					CREC (Sioux Falls) Lender, LLC	DE	NIA	Zurich Structured Finance, Inc.	Ownership	100.000	Zurich Insurance Group Ltd.	NO	

ANNUAL STATEMENT FOR THE YEAR 2023 OF THE ZURICH AMERICAN INSURANCE COMPANY

SCHEDULE Y

PART 1A - DETAIL OF INSURANCE HOLDING COMPANY SYSTEM

1	2	3	4	5	6	7	8	9	10	11	12	13	14	15	16
Group Code	Group Name	NAIC Company Code	ID Number	Federal RSSD	CIK	Name of Securities Exchange if Publicly Traded (U.S. or International)	Names of Parent, Subsidiaries Or Affiliates	Domiciliary Location	Relationship to Reporting Entity	Directly Controlled by (Name of Entity/Person)	Type of Control (Ownership, Board, Management, Attorney-in-Fact, Influence, Other)	If Control is Ownership Provide Percentage	Ultimate Controlling Entity(ies)/Person(s)	Is an SCA Filing Required? (Yes/No)	*
		00000					CREC (Sioux Falls) Owner, LLC	DE	NIA	Zurich Structured Finance, Inc.	Ownership	100.000	Zurich Insurance Group Ltd.	NO	
		00000					CREC (Sioux Falls), LLC	DE	NIA	Zurich Structured Finance, Inc.	Ownership	100.000	Zurich Insurance Group Ltd.	NO	
		00000					Customer Care Assistance Pty Ltd	AUS	NIA	Customer Care Holdings Pty Ltd	Ownership	100.000	Zurich Insurance Group Ltd.	NO	
		00000					Customer Care Holdings Pty Ltd	AUS	NIA	Travel Assist Pty Limited	Ownership	100.000	Zurich Insurance Group Ltd.	NO	
		00000					Customer Care Pty Ltd	AUS	NIA	Customer Care Holdings Pty Ltd	Ownership	100.000	Zurich Insurance Group Ltd.	NO	
		00000					DA Deutsche Allgemeine Versicherung Aktiengesellschaft	DEU	IA	Zürich Beteiligungs-Aktiengesellschaft (Deutschland)	Ownership	100.000	Zurich Insurance Group Ltd.	NO	
		00000					Dallas Office MGP Manager, Inc.	DE	NIA	Zurich Structured Finance, Inc.	Ownership	100.000	Zurich Insurance Group Ltd.	NO	
		00000					Dallas Office MGP, LLC	DE	NIA	Dallas Office MGP Manager, Inc.	Ownership	1.000	Zurich Insurance Group Ltd.	NO	
		00000					Dallas Office MGP, LLC	DE	NIA	Zurich Structured Finance, Inc.	Ownership	99.000	Zurich Insurance Group Ltd.	NO	
		00000					Dallas Tower LP	DE	NIA	Zurich Structured Finance, Inc.	Ownership	99.000	Zurich Insurance Group Ltd.	NO	
		00000					Davidson Trahaire Corpsych (Singapore) Pte. Limited	SGP	NIA	DTC Bidco Pty Ltd	Ownership	100.000	Zurich Insurance Group Ltd.	NO	
		00000					Davidson Trahaire Corpsych Pty Ltd	AUS	NIA	Applyhere Pty Ltd	Ownership	35.000	Zurich Insurance Group Ltd.	NO	
		00000					Davidson Trahaire Corpsych Pty Ltd	AUS	NIA	Davidson Trahaire Holding Pty Ltd	Ownership	65.000	Zurich Insurance Group Ltd.	NO	
		00000					Davidson Trahaire Holding Pty Ltd	AUS	NIA	DTC Australia Pty Ltd	Ownership	100.000	Zurich Insurance Group Ltd.	NO	
		00000					DB Vita S.A.	LUX	IA	Deutscher Herold Aktiengesellschaft	Ownership	25.000	Zurich Insurance Group Ltd.	NO	
		00000	82-2833981				DC Retail 1, LLC	DE	NIA	Farmers New World Life Insurance Company	Ownership	100.000	Zurich Insurance Group Ltd.	NO	
		00000	84-3610066				DEN Industrial 1, LLC	DE	NIA	Farmers New World Life Insurance Company	Ownership	100.000	Zurich Insurance Group Ltd.	NO	
		00000					DEN Industrial 2, LLC	DE	NIA	Zurich American Insurance Company	Ownership	100.000	Zurich Insurance Group Ltd.	NO	
		00000					Dentolo Deutschland GmbH	DEU	NIA	Zürich Beteiligungs-Aktiengesellschaft (Deutschland)	Ownership	100.000	Zurich Insurance Group Ltd.	NO	
		00000					Derimed S.A.	ARG	NIA	Zürich Versicherungs-Gesellschaft AG	Ownership	100.000	Zurich Insurance Group Ltd.	NO	
		00000					Deutsche Zurich Pensiones, Entidad Gestora de Fondos de Pens	ESP	NIA	Zurich Vida, Compania de Seguros y Reaseguros, S.A. - Sociad	Ownership	50.000	Zurich Insurance Group Ltd.	NO	
		00000					Deutscher Herold Aktiengesellschaft	DEU	NIA	Zürich Beteiligungs-Aktiengesellschaft (Deutschland)	Ownership	79.826	Zurich Insurance Group Ltd.	NO	
		00000					Deutscher Pensionsfonds Aktiengesellschaft	DEU	NIA	Deutscher Herold Aktiengesellschaft	Ownership	74.900	Zurich Insurance Group Ltd.	NO	
		00000					Deutsches Institut für Altersvorsorge GmbH	DEU	NIA	Deutscher Herold Aktiengesellschaft	Ownership	22.000	Zurich Insurance Group Ltd.	NO	
		00000					DIG GmbH	DEU	NIA	Digital Insurance Group B.V.	Ownership	100.000	Zurich Insurance Group Ltd.	NO	
		00000					DTC Australia Pty Ltd	AUS	NIA	DTC Bidco Pty Ltd	Ownership	100.000	Zurich Insurance Group Ltd.	NO	
		00000					DTC Bidco Pty Ltd	AUS	NIA	DTC Holdco Pty Ltd	Ownership	100.000	Zurich Insurance Group Ltd.	NO	
		00000					DTC Holdco Pty Ltd	AUS	NIA	ASTIS Holdings Limited	Ownership	100.000	Zurich Insurance Group Ltd.	NO	
		00000					DTC NZ Bidco Limited	NZL	NIA	DTC Bidco Pty Ltd	Ownership	100.000	Zurich Insurance Group Ltd.	NO	
		00000					Dunbar Assets Ireland	IRL	NIA	ZCM Asset Holding Company (Bermuda) Limited	Ownership	0.000	Zurich Insurance Group Ltd.	NO	
		00000					Dunbar Assets Ireland	IRL	NIA	Zurich Finance Company Ltd	Ownership	0.037	Zurich Insurance Group Ltd.	NO	
		00000					Dunbar Assets plc	GBR	NIA	Dunbar Assets Ireland	Ownership	100.000	Zurich Insurance Group Ltd.	NO	
		00000					Dusfal S.A.	URY	IA	Zürich Versicherungs-Gesellschaft AG	Ownership	100.000	Zurich Insurance Group Ltd.	NO	
		00000					Eagle Star (Leasing) Limited	GBR	NIA	Zurich Assurance Ltd	Ownership	100.000	Zurich Insurance Group Ltd.	NO	
		00000					Eagle Star European Life Assurance Company Limited	IRL	IA	Zurich Life Assurance plc	Ownership	100.000	Zurich Insurance Group Ltd.	NO	
		00000					Eagle Star Group Services Limited	GBR	NIA	Eagle Star Holdings Limited	Ownership	100.000	Zurich Insurance Group Ltd.	NO	
		00000					Eagle Star Holding Company of Ireland	IRL	NIA	Zurich Assurance Ltd	Ownership	0.001	Zurich Insurance Group Ltd.	NO	
		00000					Eagle Star Holding Company of Ireland	IRL	NIA	Zurich Assurance Ltd	Ownership	99.999	Zurich Insurance Group Ltd.	NO	
		00000					Eagle Star Holdings Limited	GBR	NIA	Zurich Financial Services (UKISA) Limited	Ownership	100.000	Zurich Insurance Group Ltd.	YES	
		00000					EcoHub AG	CHE	OTH	Zürich Versicherungs-Gesellschaft AG	Ownership	6.164	Zurich Insurance Group Ltd.	NO	
		00000					Economy Fire & Casualty Company	IL	OTH	Farmers Property and Casualty Insurance Company	Ownership	100.000	Farmers Insurance Exchange	NO	10
0069	Farmers Insurance Group	22926	36-1022580				Economy Preferred Insurance Company	IL	OTH	Economy Fire & Casualty Company	Ownership	100.000	Farmers Insurance Exchange	NO	10

97.3

ANNUAL STATEMENT FOR THE YEAR 2023 OF THE ZURICH AMERICAN INSURANCE COMPANY

SCHEDULE Y
PART 1A - DETAIL OF INSURANCE HOLDING COMPANY SYSTEM

1	2	3	4	5	6	7	8	9	10	11	12	13	14	15	16
Group Code	Group Name	NAIC Company Code	ID Number	Federal RSSD	CIK	Name of Securities Exchange if Publicly Traded (U.S. or International)	Names of Parent, Subsidiaries Or Affiliates	Domiciliary Location	Relationship to Reporting Entity	Directly Controlled by (Name of Entity/Person)	Type of Control (Ownership, Board, Management, Attorney-in-Fact, Influence, Other)	If Control is Ownership Provide Percentage	Ultimate Controlling Entity(ies)/Person(s)	Is an SCA Filing Required? (Yes/No)	*
.0069	Farmers Insurance Group	40649	36-3105737				Economy Premier Assurance Company	IL	OTH	Economy Fire & Casualty Company Zurich Insurance Company Ltd - Rappresentanza Generale per l	Ownership	100.000	Farmers Insurance Exchange	NO	10
		00000					Edilspettacolo SRL	ITA	NIA		Ownership	35.712	Zurich Insurance Group Ltd	NO	
.0212	Zurich U.S. Insurance Pool Group	21326	47-6022701				Empire Fire and Marine Insurance Company	IL	IA	Zurich American Insurance Company	Ownership	100.000	Zurich Insurance Group Ltd	NO	
.0212	Zurich U.S. Insurance Pool Group	21334	73-6091717				Empire Indemnity Insurance Company	OK	IA	Zurich American Insurance Company	Ownership	100.000	Zurich Insurance Group Ltd	NO	
		00000					Employee Services Limited	GBR	NIA	Allied Dunbar Financial Services Limited	Ownership	100.000	Zurich Insurance Group Ltd	NO	
		00000					Endsleigh Financial Services Limited	GBR	NIA	Zurich Holdings (UK) Limited	Ownership	100.000	Zurich Insurance Group Ltd	NO	
		00000					Endsleigh Pension Trustee Limited	GBR	NIA	Zurich Holdings (UK) Limited	Ownership	100.000	Zurich Insurance Group Ltd	NO	
		00000					Eritage S.A.	URY	IA	Zürich Versicherungs-Gesellschaft AG	Ownership	100.000	Zurich Insurance Group Ltd	NO	
		00000					ES Plympton Nominee 1 Limited	GBR	NIA	Zurich Assurance Ltd	Ownership	100.000	Zurich Insurance Group Ltd	NO	
		00000					ES Plympton Nominee 2 Limited	GBR	NIA	Zurich Assurance Ltd	Ownership	100.000	Zurich Insurance Group Ltd	NO	
		00000					Euclid KY Annex, LP	DE	NIA	Zurich Structured Finance, Inc.	Ownership	99.000	Zurich Insurance Group Ltd	NO	10
		00000					Euclid Office LP	DE	NIA	Zurich Structured Finance, Inc.	Ownership	99.000	Zurich Insurance Group Ltd	NO	10
		00000					Euclid Warehouses LP	DE	NIA	Zurich Structured Finance, Inc.	Ownership	99.000	Zurich Insurance Group Ltd	NO	
		00000					Euroamérica Administradora General de Fondos S.A	CHL	NIA	Chilena Consolidada Seguros de Vida S.A.	Ownership	100.000	Zurich Insurance Group Ltd	NO	
.0069	Farmers Insurance Group	10318	95-4528266				Exact Property and Casualty Company	CA	OTH	Fire Insurance Exchange	Ownership	80.000	Fire Insurance Exchange	NO	10
.0069	Farmers Insurance Group	10318	95-4528266				Exact Property and Casualty Company	CA	OTH	Truck Insurance Exchange	Ownership	20.000	Fire Insurance Exchange	NO	
		00000					Extremus Versicherung-Aktiengesellschaft	DEU	IA	Zurich Insurance plc Niederlassung für Deutschland	Ownership	5.000	Zurich Insurance Group Ltd	NO	
.0069	Farmers Insurance Group	40169	05-0393243				Farmers Casualty Insurance Company	RI	OTH	Farmers Property and Casualty Insurance Company	Ownership	100.000	Farmers Insurance Exchange	NO	10
.0069	Farmers Insurance Group	25321	23-1903575				Farmers Direct Property and Casualty Insurance Company	RI	OTH	Farmers Property and Casualty Insurance Company	Ownership	100.000	Farmers Insurance Exchange	NO	10
		00000	45-3561769				Farmers Family Fund	CA	NIA	Farmers Group, Inc.	Ownership	100.000	Zurich Insurance Group Ltd	NO	10
		00000	77-0530616				Farmers Financial Solutions, LLC	NV	OTH	FFS Holding, LLC	Ownership	100.000	Farmers Insurance Exchange	NO	10
.0069	Farmers Insurance Group	00000	95-3003951				Farmers General Insurance Agency, Inc.	RI	OTH	FIG Leasing Co, Inc.	Ownership	100.000	Zurich Insurance Group Ltd	NO	10
		34339	13-2915260				Farmers Group Property and Casualty Insurance Company	RI	OTH	Farmers Property and Casualty Insurance Company	Ownership	100.000	Farmers Insurance Exchange	NO	10
		00000	95-0725935				Farmers Group, Inc.	NV	NIA	Zurich Insurance Group Ltd	Ownership	12.100	Zurich Insurance Group Ltd	NO	10
		00000	95-0725935				Farmers Group, Inc.	NV	NIA	Zürich Versicherungs-Gesellschaft AG	Ownership	87.900	Zurich Insurance Group Ltd	NO	10
.0069	Farmers Insurance Group	21598	95-2626387				Farmers Insurance Company of Arizona	AZ	OTH	Farmers Insurance Exchange	Ownership	70.000	Farmers Insurance Exchange	NO	10
.0069	Farmers Insurance Group	21598	95-2626387				Farmers Insurance Company of Arizona	AZ	OTH	Fire Insurance Exchange	Ownership	10.000	Farmers Insurance Exchange	NO	10
.0069	Farmers Insurance Group	21598	95-2626387				Farmers Insurance Company of Arizona	AZ	OTH	Truck Insurance Exchange	Ownership	20.000	Farmers Insurance Exchange	NO	10
.0069	Farmers Insurance Group	21601	95-2626385				Farmers Insurance Company of Idaho	ID	OTH	Farmers Insurance Exchange	Ownership	80.000	Farmers Insurance Exchange	NO	10
.0069	Farmers Insurance Group	21601	95-2626385				Farmers Insurance Company of Idaho	ID	OTH	Fire Insurance Exchange	Ownership	6.700	Farmers Insurance Exchange	NO	10
.0069	Farmers Insurance Group	21601	95-2626385				Farmers Insurance Company of Idaho	ID	OTH	Truck Insurance Exchange	Ownership	13.300	Farmers Insurance Exchange	NO	10
.0069	Farmers Insurance Group	21636	95-2655893				Farmers Insurance Company of Oregon	OR	OTH	Farmers Insurance Exchange	Ownership	80.000	Farmers Insurance Exchange	NO	10
.0069	Farmers Insurance Group	21636	95-2655893				Farmers Insurance Company of Oregon	OR	OTH	Truck Insurance Exchange	Ownership	20.000	Farmers Insurance Exchange	NO	10
.0069	Farmers Insurance Group	21644	95-2655894				Farmers Insurance Company of Washington	WA	OTH	Fire Insurance Exchange	Ownership	80.000	Fire Insurance Exchange	NO	10
.0069	Farmers Insurance Group	21644	95-2655894				Farmers Insurance Company of Washington	WA	OTH	Truck Insurance Exchange	Ownership	20.000	Fire Insurance Exchange	NO	10
.0069	Farmers Insurance Group	21628	48-0609012				Farmers Insurance Company, Inc.	KS	OTH	Farmers Insurance Exchange	Ownership	90.000	Farmers Insurance Exchange	NO	10
.0069	Farmers Insurance Group	21628	48-0609012				Farmers Insurance Company, Inc.	KS	OTH	Fire Insurance Exchange	Ownership	10.000	Farmers Insurance Exchange	NO	10
.0069	Farmers Insurance Group	21652	95-2575893				Farmers Insurance Exchange	CA	OTH	See Note 1	Other			NO	10
.0069	Farmers Insurance Group	28487	22-2640040				Farmers Insurance Hawaii, Inc.	HI	OTH	Mid-Century Insurance Company	Ownership	100.000	Farmers Insurance Exchange	NO	
.0069	Farmers Insurance Group	36889	31-0956373				Farmers Insurance of Columbus, Inc.	OH	OTH	Farmers Insurance Exchange	Ownership	100.000	Farmers Insurance Exchange	NO	
.0212	Zurich Ins Group	46-4261000					Farmers Life Insurance Company of New York	NY	IA	Farmers New World Life Insurance Company	Ownership	100.000	Zurich Insurance Group Ltd	NO	
.0069	Farmers Insurance Group	13938	75-2483187				Farmers Lloyds Insurance Company of Texas	TX	OTH	See Note 12	Attorney In Fact		Farmers Insurance Exchange	NO	10
.0069	Farmers Insurance Group		05-0476998				Farmers Lloyds, Inc.	TX	OTH	Farmers Property and Casualty Insurance Company	Ownership	100.000	Farmers Insurance Exchange	NO	10

ANNUAL STATEMENT FOR THE YEAR 2023 OF THE ZURICH AMERICAN INSURANCE COMPANY

SCHEDULE Y
PART 1A - DETAIL OF INSURANCE HOLDING COMPANY SYSTEM

1	2	3	4	5	6	7	8	9	10	11	12	13	14	15	16
Group Code	Group Name	NAIC Company Code	ID Number	Federal RSSD	CIK	Name of Securities Exchange if Publicly Traded (U.S. or International)	Names of Parent, Subsidiaries Or Affiliates	Domi-ciliary Location	Relation-ship to Reporting Entity	Directly Controlled by (Name of Entity/Person)	Type of Control (Ownership, Board, Management, Attorney-in-Fact, Influence, Other)	If Control is Ownership Provide Percentage	Ultimate Controlling Entity(ies)/Person(s)	Is an SCA Filing Re-quired? (Yes/No)	*
.0069	Farmers Insurance Group	10806	36-4165395				Farmers New Century Insurance Company	..IL.....	OTH.....	Illinois Farmers Insurance Company	Ownership.....	100.000	Farmers Insurance Exchange	...NO.....	10
.0212	Zurich Ins Group	63177	91-0335750				Farmers New World Life Insurance Company	..WA.....	IA.....	Farmers Group, Inc.	Ownership.....	100.000	Zurich Insurance Group Ltd.	...NO.....	10
.0069	Farmers Insurance Group	26298	13-2725441				Farmers Property and Casualty Insurance Company	..RI.....	OTH.....	Farmers Insurance Exchange	Ownership.....	80.000	Farmers Insurance Exchange	...NO.....	10
.0069	Farmers Insurance Group	26298	13-2725441				Farmers Property and Casualty Insurance Company	..RI.....	OTH.....	Truck Insurance Exchange	Ownership.....	10.000	Farmers Insurance Exchange	...NO.....	10
.0069	Farmers Insurance Group	26298	13-2725441				Farmers Property and Casualty Insurance Company	..RI.....	OTH.....	Fire Insurance Exchange	Ownership.....	10.000	Farmers Insurance Exchange	...NO.....	10
.0212	Zurich Ins Group	10873	95-4650862				Farmers Reinsurance Company	..CA.....	IA.....	Farmers Group, Inc.	Ownership.....	100.000	Zurich Insurance Group Ltd.	...NO.....	10
		00000					Farmers Services Corporation	..NV.....	NIA.....	Farmers Group, Inc.	Ownership.....	100.000	Zurich Insurance Group Ltd.	...NO.....	
		00000	95-6048990				Farmers Services Insurance Agency	..CA.....	OTH.....	Truck Insurance Exchange	Ownership.....	100.000	Truck Insurance Exchange	...NO.....	10
.0069	Farmers Insurance Group	43699	59-2326047				Farmers Specialty Insurance Company	..MI.....	OTH.....	Foremost Insurance Company Grand Rapids, Michigan	Ownership.....	100.000	Farmers Insurance Exchange	...NO.....	10
.0069	Farmers Insurance Group	24392	74-1067657				Farmers Texas County Mutual Insurance Company	..TX.....	OTH.....	See Note 2	Management.....		Farmers Insurance Exchange	...YES.....	
		00000					Farmers Underwriters Association	..CA.....	NIA.....	Farmers Group, Inc.	Ownership.....	100.000	Zurich Insurance Group Ltd.	...NO.....	
		00000	27-0342907				FCOA, LLC	..DE.....	OTH.....	Michigan	Ownership.....	100.000	Farmers Insurance Exchange	...NO.....	
		00000	77-0530617				FFS Holding, LLC	..NV.....	OTH.....	Mid-Century Insurance Company	Ownership.....	100.000	Farmers Insurance Exchange	...NO.....	10
.0212	Zurich U.S. Insurance Pool Group	39306	13-3046577				Fidelity and Deposit Company of Maryland	..IL.....	IA.....	Zurich American Insurance Company	Ownership.....	100.000	Zurich Insurance Group Ltd.	...NO.....	
		00000					FIG Holding Company	..CA.....	NIA.....	Farmers Group, Inc.	Ownership.....	100.000	Zurich Insurance Group Ltd.	...NO.....	
		00000					FIG Leasing Co., Inc.	..CA.....	NIA.....	Farmers Group, Inc.	Ownership.....	100.000	Zurich Insurance Group Ltd.	...NO.....	10
.0069	Farmers Insurance Group	21660	95-6235715				Fire Insurance Exchange	..CA.....	OTH.....	See Note 3	Other.....			...NO.....	10
		00000	95-2670247				Fire Underwriters Association	..CA.....	NIA.....	Farmers Group, Inc.	Ownership.....	100.000	Zurich Insurance Group Ltd.	...NO.....	10
		00000					Fitsense Insurance Services Pty Ltd	..AUS.....	IA.....	Travel Assist Pty Limited	Ownership.....	100.000	Zurich Insurance Group Ltd.	...NO.....	10
.0069	Farmers Insurance Group	29254	38-1721730				Foremost County Mutual Insurance Company	..TX.....	OTH.....	See Note 4	Management.....		Farmers Insurance Exchange	...NO.....	10
		00000	38-2505922				Foremost Express Insurance Agency, Inc.	..MI.....	OTH.....	FCOA, LLC	Ownership.....	100.000	Farmers Insurance Exchange	...NO.....	10
.0069	Farmers Insurance Group	11185	38-1407533				Foremost Insurance Company Grand Rapids, Michigan	..MI.....	OTH.....	Farmers Insurance Exchange	Ownership.....	80.000	Farmers Insurance Exchange	...NO.....	10
.0069	Farmers Insurance Group	11185	38-1407533				Foremost Insurance Company Grand Rapids, Michigan	..MI.....	OTH.....	Fire Insurance Exchange	Ownership.....	10.000	Farmers Insurance Exchange	...NO.....	10
.0069	Farmers Insurance Group	11185	38-1407533				Foremost Insurance Company Grand Rapids, Michigan	..MI.....	OTH.....	Truck Insurance Exchange	Ownership.....	10.000	Farmers Insurance Exchange	...NO.....	
.0069	Farmers Insurance Group	41688	75-1779175				Foremost Lloyds of Texas	..TX.....	OTH.....	See Note 5	Management.....		Farmers Insurance Exchange	...NO.....	
.0069	Farmers Insurance Group	11800	35-1604635				Foremost Property & Casualty Insurance Company	..MI.....	OTH.....	Foremost Insurance Company Grand Rapids, Michigan	Ownership.....	100.000	Farmers Insurance Exchange	...NO.....	
.0069	Farmers Insurance Group	41513	38-2430150				Foremost Signature Insurance Company	..MI.....	OTH.....	Foremost Insurance Company Grand Rapids, Michigan	Ownership.....	100.000	Farmers Insurance Exchange	...NO.....	
		00000					Futuro de Bolivia S.A. Administradora de Fondos de Pensiones	..BOL.....	NIA.....	Zurich Boliviana Seguros Personales S.A.	Ownership.....	8.422	Zurich Insurance Group Ltd.	...NO.....	
		00000					Futuro de Bolivia S.A. Administradora de Fondos de Pensiones	..BOL.....	NIA.....	Zurich South America Invest AB	Ownership.....	71.578	Zurich Insurance Group Ltd.	...NO.....	
		00000	83-1572480				FX Insurance Agency Hawaii, LLC	..HI.....	OTH.....	FIG Leasing Co., Inc.	Ownership.....	100.000	Zurich Insurance Group Ltd.	...NO.....	10
		00000	35-2281892				FX Insurance Agency, LLC	..DE.....	NIA.....	FIG Leasing Co., Inc.	Ownership.....	100.000	Zurich Insurance Group Ltd.	...NO.....	
		00000					General Surety & Guarantee Co Limited	..GBR.....	NIA.....	Zurich Insurance Company (U.K.) Limited	Ownership.....	100.000	Zurich Insurance Group Ltd.	...NO.....	
		00000	65-1142050				GP, LLC	..DE.....	OTH.....	Bristol West Holdings, Inc.	Ownership.....	100.000	Farmers Insurance Exchange	...NO.....	
		00000					Groveswood Property Holdings Limited	..GBR.....	NIA.....	Eagle Star Holdings Limited	Ownership.....	100.000	Zurich Insurance Group Ltd.	...NO.....	
		00000					H4B Humboldtthafen Einheitsgesellschaft	..DEU.....	NIA.....	REX-ZDHL S.C.S. SICAV-SIF	Ownership.....	94.900	Zurich Insurance Group Ltd.	...NO.....	
		00000					GmbH&Co.KG	..DEU.....	NIA.....	Cover-More Australia Pty Ltd	Ownership.....	100.000	Zurich Insurance Group Ltd.	...NO.....	10
		00000					Halo Holdco Limited	..GBR.....	NIA.....	Zürich Versicherungs-Gesellschaft AG	Ownership.....	0.000	Zurich Insurance Group Ltd.	...NO.....	
		00000					Halo Holdco Limited	..GBR.....	NIA.....	Zürich Versicherungs-Gesellschaft AG	Ownership.....	0.000	Zurich Insurance Group Ltd.	...NO.....	

ANNUAL STATEMENT FOR THE YEAR 2023 OF THE ZURICH AMERICAN INSURANCE COMPANY

SCHEDULE Y
PART 1A - DETAIL OF INSURANCE HOLDING COMPANY SYSTEM

1	2	3	4	5	6	7	8	9	10	11	12	13	14	15	16
Group Code	Group Name	NAIC Company Code	ID Number	Federal RSSD	CIK	Name of Securities Exchange if Publicly Traded (U.S. or International)	Names of Parent, Subsidiaries Or Affiliates	Domiciliary Location	Relationship to Reporting Entity	Directly Controlled by (Name of Entity/Person)	Type of Control (Ownership, Board, Management, Attorney-in-Fact, Influence, Other)	If Control is Ownership Provide Percentage	Ultimate Controlling Entity(ies)/Person(s)	Is an SCA Filing Required? (Yes/No)	*
		00000					Halo Insurance Services Limited	.GBR	IA	Halo Holdco Limited	Ownership	100.000	Zurich Insurance Group Ltd.	NO	
		00000					Halo Insurance Services Pty Ltd	.AUS	IA	Halo Insurance Services Limited	Ownership	100.000	Zurich Insurance Group Ltd.	NO	
		00000	99-0083322				Hawaii Insurance Consultants, Ltd.	.HI	OTH	Mid-Century Insurance Company	Ownership	100.000	Farmers Insurance Exchange	NO	
		00000					Hawkcentral Limited	.GBR	NIA	Zurich Assurance Ltd	Ownership	100.000	Zurich Insurance Group Ltd.	NO	
		00000					Healthsite Proprietary Limited	.ZAF	NIA	Zürich Versicherungs-Gesellschaft AG	Ownership	100.000	Zurich Insurance Group Ltd.	NO	
		00000					Healthlogix Pty Ltd	.AUS	NIA	Insite Holdings Pty Ltd	Ownership	100.000	Zurich Insurance Group Ltd.	NO	
		00000					Healthlogix Technologia Eireli	.BRA	NIA	Healthlogix Pty Ltd	Ownership	100.000	Zurich Insurance Group Ltd.	NO	
		00000					Herengracht Investments B.V	.DEU	NIA	RE Curve Holding B.V.	Ownership	100.000	Zurich Insurance Group Ltd.	NO	
		00000	46-2975161				HOU IND 1, LLC	.DE	NIA	Zurich American Insurance Company	Ownership	100.000	Zurich Insurance Group Ltd.	NO	
		00000	46-2984834				HOU IND 2, LLC	.DE	NIA	Zurich American Insurance Company	Ownership	100.000	Zurich Insurance Group Ltd.	NO	
		00000					HOU IND 3, LLC	.DE	NIA	Zurich American Insurance Company	Ownership	100.000	Zurich Insurance Group Ltd.	NO	10
0069	Farmers Insurance Group	21679	36-2661515				Illinois Farmers Insurance Company	.IL	OTH	Farmers Insurance Exchange	Ownership	100.000	Farmers Insurance Exchange	NO	10
		00000					Independence Center Realty L.P.	.DE	NIA	Philadelphia Investor, LLC	Ownership	89.000	Zurich Insurance Group Ltd.	NO	
		00000					INNATE, Inc.	.DC	NIA	Cover-More Holdings USA Inc.	Ownership	100.000	Zurich Insurance Group Ltd.	NO	
		00000					Insite Holdings Pty Ltd	.AUS	NIA	Zürich Versicherungs-Gesellschaft AG	Ownership	100.000	Zurich Insurance Group Ltd.	NO	
		00000	65-0881673				Insurance Data Systems, G.P.	.FL	OTH	Bristol West Holdings, Inc.	Ownership	99.900	Farmers Insurance Exchange	NO	
		00000	65-0881673				Insurance Data Systems, G.P.	.FL	OTH	GP, LLC	Ownership	0.100	Farmers Insurance Exchange	NO	
		00000					INTEGRA Versicherungsdienst GmbH	.AUT	NIA	Zurich Versicherungs-Aktiengesellschaft	Ownership	100.000	Zurich Insurance Group Ltd.	NO	
		00000					Intelligent Technologies OÜ	.EST	NIA	Zürich Versicherungs-Gesellschaft AG	Ownership	100.000	Zurich Insurance Group Ltd.	NO	
		00000					International Travel Assistance S.A.	.PAN	NIA	Zürich Versicherungs-Gesellschaft AG	Ownership	55.000	Zurich Insurance Group Ltd.	NO	
		00000					Inversiones Suizo Chilena S.A.	.CHL	NIA	Inversiones Suizo-Argentina S.A.	Ownership	0.001	Zurich Insurance Group Ltd.	NO	
		00000					Inversiones Suizo Chilena S.A.	.CHL	NIA	Zurich Versicherungs-Gesellschaft AG	Ownership	99.999	Zurich Insurance Group Ltd.	NO	
		00000					Inversiones Suizo-Argentina S.A.	.ARG	NIA	Zurich Lebensversicherungs-Gesellschaft AG	Ownership	5.004	Zurich Insurance Group Ltd.	NO	
		00000					Inversiones Suizo-Argentina S.A.	.ARG	NIA	Zurich Versicherungs-Gesellschaft AG	Ownership	94.996	Zurich Insurance Group Ltd.	NO	
		00000					Inversiones ZS America Dos Limitada	.CHL	NIA	Inversiones ZS America SpA	Ownership	100.000	Zurich Insurance Group Ltd.	NO	
		00000					Inversiones ZS America SpA	.CHL	NIA	Zurich Santander Insurance America, S.L.	Ownership	100.000	Zurich Insurance Group Ltd.	NO	
		00000					Inversiones ZS America Tres SpA	.CHL	NIA	Zurich Santander Insurance America, S.L.	Ownership	100.000	Zurich Insurance Group Ltd.	NO	
		00000					Irish National Insurance Company p.l.c.	.IRL	IA	Zurich Insurance plc	Ownership	100.000	Zurich Insurance Group Ltd.	NO	
		00000					Isis S.A.	.ARG	IA	Inversiones Suizo-Argentina S.A.	Ownership	60.501	Zurich Insurance Group Ltd.	NO	
		00000					Isis S.A.	.ARG	IA	Zurich Versicherungs-Gesellschaft AG	Ownership	39.499	Zurich Insurance Group Ltd.	NO	
		00000					Karvat Cover-More Assist. Pvt Ltd.	.IND	IA	Cover-More Asia Pte. Ltd	Ownership	100.000	Zurich Insurance Group Ltd.	NO	
		00000					Kennet Road 1 UK Limited	.GBR	NIA	Zurich Assurance Ltd	Ownership	100.000	Zurich Insurance Group Ltd.	NO	
		00000					Kennet Road 2 UK Limited	.GBR	NIA	Zurich Assurance Ltd	Ownership	100.000	Zurich Insurance Group Ltd.	NO	
		00000					Klare Corredora de Seguros S.A.	.CHL	NIA	Zurich Insurance Mobile Solutions AG	Ownership	49.900	Zurich Insurance Group Ltd.	NO	
		00000					Komparu B.V.	.NLD	IA	Digital Insurance Group B.V.	Ownership	100.000	Zurich Insurance Group Ltd.	NO	
		00000					Kono Insurance Limited	.HKG	IA	Zurich Versicherungs-Gesellschaft AG	Ownership	100.000	Zurich Insurance Group Ltd.	NO	
		00000	38-2336672				Kraft Lake Insurance Agency, Inc.	.MI	OTH	FIG Leasing Co, Inc.	Ownership	100.000	Zurich Insurance Group Ltd.	NO	10
		00000	88-1615240				LA Apt. 1, LLC	.DE	NIA	Zurich American Insurance Company	Ownership	100.000	Zurich Insurance Group Ltd.	NO	
		00000	36-4877375				LA Industrial 1, LLC	.DE	NIA	Zurich American Insurance Company	Ownership	100.000	Zurich Insurance Group Ltd.	NO	
		00000	85-3842785				LA Industrial 2, LLC	.DE	NIA	Farmers New World Life Insurance Company	Ownership	100.000	Zurich Insurance Group Ltd.	NO	
		00000	88-3063378				LA Industrial 4, LLC	.DE	NIA	Zurich American Insurance Company	Ownership	100.000	Zurich Insurance Group Ltd.	NO	
		00000	47-1325180				LA Retail 1 LLC	.DE	NIA	Zurich American Insurance Company	Ownership	100.000	Zurich Insurance Group Ltd.	NO	
		00000					Manon Vision Co., Ltd.	.THA	NIA	Centre Solutions (Bermuda) Limited	Ownership	0.001	Zurich Insurance Group Ltd.	NO	
		00000					Manon Vision Co., Ltd.	.THA	NIA	Zurich Finance Company Ltd	Ownership	0.001	Zurich Insurance Group Ltd.	NO	
		00000					Manon Vision Co., Ltd.	.THA	NIA	Zurich Versicherungs-Gesellschaft AG	Ownership	99.999	Zurich Insurance Group Ltd.	NO	
		00000	85-2377860				MC Maple Tree, LLC	.DE	OTH	Mid-Century Insurance Company	Ownership	100.000	Farmers Insurance Exchange	NO	10
		00000					MEATPACKING B.V.	.NLD	NIA	Rock Inne Vastgoed B.V.	Ownership	100.000	Zurich Insurance Group Ltd.	NO	
		00000					Medidata AG	.CHE	NIA	Zurich Versicherungs-Gesellschaft AG	Ownership	8.852	Zurich Insurance Group Ltd.	NO	

ANNUAL STATEMENT FOR THE YEAR 2023 OF THE ZURICH AMERICAN INSURANCE COMPANY

SCHEDULE Y

PART 1A - DETAIL OF INSURANCE HOLDING COMPANY SYSTEM

1	2	3	4	5	6	7	8	9	10	11	12	13	14	15	16
Group Code	Group Name	NAIC Company Code	ID Number	Federal RSSD	CIK	Name of Securities Exchange if Publicly Traded (U.S. or International)	Names of Parent, Subsidiaries Or Affiliates	Domiciliary Location	Relationship to Reporting Entity	Directly Controlled by (Name of Entity/Person)	Type of Control (Ownership, Board, Management, Attorney-in-Fact, Influence, Other)	If Control is Ownership Provide Percentage	Ultimate Controlling Entity(ies)/Person(s)	Is an SCA Filing Required? (Yes/No)	*
		00000					MI Administrators, LLC	DE	NIA	FIG Leasing Co., Inc.	Ownership	100.000	Zurich Insurance Group Ltd.	NO	
		00000	30-0947450				MIAMI INDUSTRIAL 1, LLC	DE	NIA	Zurich American Insurance Company	Ownership	100.000	Zurich Insurance Group Ltd.	NO	
		00000	81-3346909				Miami Industrial 2, LLC	DE	NIA	Farmers New World Life Insurance Company	Ownership	100.000	Zurich Insurance Group Ltd.	NO	10
		00000	38-4002060				Miami Office 2, LLC	DE	NIA	Zurich American Insurance Company	Ownership	100.000	Zurich Insurance Group Ltd.	NO	10
		00000	35-2567170				MIAMI OFFICE 3, LLC	DE	NIA	Zurich American Insurance Company	Ownership	100.000	Zurich Insurance Group Ltd.	NO	10
		00000	61-1852255				Miami Retail 1, LLC	DE	NIA	Zurich American Insurance Company	Ownership	100.000	Zurich Insurance Group Ltd.	NO	10
.0069	Farmers Insurance Group	21687	95-6016640				Mid-Century Insurance Company	CA	OTH	Farmers Insurance Exchange	Ownership	80.000	Farmers Insurance Exchange	NO	
.0069	Farmers Insurance Group	21687	95-6016640				Mid-Century Insurance Company	CA	OTH	Fire Insurance Exchange	Ownership	10.000	Farmers Insurance Exchange	NO	
.0069	Farmers Insurance Group	21687	95-6016640				Mid-Century Insurance Company	CA	OTH	Truck Insurance Exchange	Ownership	10.000	Farmers Insurance Exchange	NO	
.0069	Farmers Insurance Group	28673	74-2448744				Mid-Century Insurance Company of Texas	TX	OTH	Farmers Insurance Exchange	Ownership	100.000	Farmers Insurance Exchange	NO	
		00000					Minas Brasil Promotora de Servicos S/A	BRA	NIA	Zurich Minas Brasil Seguros S.A.	Ownership	100.000	Zurich Insurance Group Ltd.	NO	
		00000	30-1003542				MSP APT 1, LLC	DE	NIA	Zurich American Insurance Company	Ownership	100.000	Zurich Insurance Group Ltd.	NO	10
		00000	87-1630047				Nashville Apt. 1, LLC	DE	NIA	Zurich American Insurance Company	Ownership	0.000	Zurich Insurance Group Ltd.	NO	
		00000	30-1004249				Nashville Office 1, LLC	DE	NIA	Zurich American Insurance Company	Ownership	100.000	Zurich Insurance Group Ltd.	NO	10
		00000					Navigators and General Insurance Company Limited	GBR	IA	Zurich Insurance plc	Ownership	100.000	Zurich Insurance Group Ltd.	NO	
		00000					Nearheath Limited	GBR	NIA	Zurich Assurance Ltd	Ownership	100.000	Zurich Insurance Group Ltd.	NO	
.0069	Farmers Insurance Group	10317	95-4528264				Neighborhood Spirit Property and Casualty Company	CA	OTH	Fire Insurance Exchange	Ownership	80.000	Fire Insurance Exchange	NO	
.0069	Farmers Insurance Group	10317	95-4528264				Neighborhood Spirit Property and Casualty Company	CA	OTH	Truck Insurance Exchange	Ownership	20.000	Fire Insurance Exchange	NO	
		00000	30-1071415				NY Industrial 1, LLC	DE	NIA	Zurich American Insurance Company	Ownership	100.000	Zurich Insurance Group Ltd.	NO	
		00000					Oak Underwriting plc	GBR	IA	Zurich Holdings (UK) Limited	Ownership	100.000	Zurich Insurance Group Ltd.	NO	
		00000					OnePath General Insurance Pty Limited	AUS	IA	Zurich Financial Services Australia Limited	Ownership	100.000	Zurich Insurance Group Ltd.	NO	
		00000					OnePath Life Australia Holdings Pty Ltd	AUS	NIA	Zurich Financial Services Australia Limited	Ownership	100.000	Zurich Insurance Group Ltd.	NO	
		00000					OnePath Life Limited	AUS	IA	OnePath Life Australia Holdings Pty Ltd	Ownership	100.000	Zurich Insurance Group Ltd.	NO	
		00000					Orange Stone Company	IRL	IA	Zurich Finance Company AG	Ownership	100.000	Zurich Insurance Group Ltd.	NO	
		00000					Orion Rechtsschutz-Versicherung AG	CHE	IA	Zurich Versicherungs-Gesellschaft AG	Ownership	78.000	Zurich Insurance Group Ltd.	NO	
		00000					Parcelgate Limited	GBR	NIA	Zurich Assurance Ltd	Ownership	100.000	Zurich Insurance Group Ltd.	NO	
		00000					Perils AG	CHE	NIA	Zurich Versicherungs-Gesellschaft AG	Ownership	11.111	Zurich Insurance Group Ltd.	NO	
		00000					Perunsel S.A.	URY	NIA	Zürich Versicherungs-Gesellschaft AG	Ownership	60.000	Zurich Insurance Group Ltd.	NO	
		00000					PFS Pension Fund Services AG	CHE	NIA	Zürich Versicherungs-Gesellschaft AG	Ownership	18.433	Zurich Insurance Group Ltd.	NO	
		00000	35-2553880				Philly Office 1, LLC	DE	NIA	Zurich American Insurance Company	Ownership	100.000	Zurich Insurance Group Ltd.	NO	
		00000	87-1553300				Philly Office Land, LLC	DE	NIA	Zurich American Insurance Company	Ownership	100.000	Zurich Insurance Group Ltd.	NO	
		00000	47-1392591				POR Apt 1, LLC	DE	NIA	Zurich American Insurance Company	Ownership	100.000	Zurich Insurance Group Ltd.	NO	
		00000	47-4067157				POR Apt 2, LLC	DE	NIA	Zurich American Insurance Company	Ownership	100.000	Zurich Insurance Group Ltd.	NO	
		00000					Prime Corporate Psychology Pty Ltd	AUS	NIA	DTC Bidco Pty Ltd	Ownership	100.000	Zurich Insurance Group Ltd.	NO	
		00000					Protektor Lebensversicherungs-AG	DEU	IA	Zurich Deutscher Herold Lebensversicherung Aktiengesellschaft	Ownership	5.158	Zurich Insurance Group Ltd.	NO	
		00000					PT Asuransi Adira Dinamika Tbk	IDN	IA	Zürich Versicherungs-Gesellschaft AG	Ownership	98.488	Zurich Insurance Group Ltd.	NO	
		00000	AA-5360007				PT Zurich Insurance Indonesia	IDN	IA	Zürich Rückversicherungs-Gesellschaft AG	Ownership	1.569	Zurich Insurance Group Ltd.	NO	
		00000	AA-5360007				PT Zurich Insurance Indonesia	IDN	IA	Zurich Versicherungs-Gesellschaft AG	Ownership	97.091	Zurich Insurance Group Ltd.	NO	
		00000					PT Zurich Topas Life	IDN	IA	Zurich Versicherungs-Gesellschaft AG	Ownership	80.000	Zurich Insurance Group Ltd.	NO	
		00000					Qover	BEL	NIA	Zürich Versicherungs-Gesellschaft AG	Ownership	21.260	Zurich Insurance Group Ltd.	NO	
		00000	88-3031830				Raleigh Office 2, LLC	DE	NIA	Farmers New World Life Insurance Company	Ownership	100.000	Zurich Insurance Group Ltd.	NO	
		00000					RE Curve Holding B.V.	DEU	NIA	Zurich Deutscher Herold Lebensversicherung Aktiengesellschaft	Ownership	100.000	Zurich Insurance Group Ltd.	NO	

ANNUAL STATEMENT FOR THE YEAR 2023 OF THE ZURICH AMERICAN INSURANCE COMPANY

SCHEDULE Y

PART 1A - DETAIL OF INSURANCE HOLDING COMPANY SYSTEM

1	2	3	4	5	6	7	8	9	10	11	12	13	14	15	16
Group Code	Group Name	NAIC Company Code	ID Number	Federal RSSD	CIK	Name of Securities Exchange if Publicly Traded (U.S. or International)	Names of Parent, Subsidiaries Or Affiliates	Domi-ciliary Location	Relation-ship to Reporting Entity	Directly Controlled by (Name of Entity/Person)	Type of Control (Ownership, Board, Management, Attorney-in-Fact, Influence, Other)	If Control is Ownership Provide Percentage	Ultimate Controlling Entity(ies)/Person(s)	Is an SCA Filing Re-quired? (Yes/No)	*
		00000					Real Garant Espana S.L.	.ESP	IA	Real Garant GmbH Garantiesysteme	Ownership	100.000	Zurich Insurance Group Ltd.	NO	
		00000					Real Garant GmbH Garantiesysteme	.DEU	NIA	Real Garant Versicherung Aktiengesellschaft	Ownership	100.000	Zurich Insurance Group Ltd.	NO	
		00000					Real Garant Versicherung Aktiengesellschaft	.DEU	IA	Zurich Beteiligungs-Aktiengesellschaft (Deutschland)	Ownership	100.000	Zurich Insurance Group Ltd.	NO	
		00000					REX Baume S.C.I	.FRA	NIA	REX Holding France	Ownership	100.000	Zurich Insurance Group Ltd.	NO	
		00000					REX Holding France	.FRA	NIA	REX OPPCI Fonds	Ownership	100.000	Zurich Insurance Group Ltd.	NO	
		00000					REX Holding S.a.r.l.	.LUX	NIA	REX-ZDHL S.C.S. SICAV-SIF	Ownership	100.000	Zurich Insurance Group Ltd.	NO	
		00000					REX Mauchamps	.FRA	OTH	REX Holding France	Ownership	100.000	Zurich Insurance Group Ltd.	NO	
		00000					REX Vilette	.FRA	OTH	REX Holding France	Ownership	0.000	Zurich Insurance Group Ltd.	NO	
		00000					REX-Aurea-ZDHL S.C.S.	.LUX	NIA	REX-ZDHL GP S.à r.l.	Ownership	100.000	Zurich Insurance Group Ltd.	NO	
		00000					REX-De Baak B.V.	.NLD	NIA	REX Holding S.à r.l.	Ownership	100.000	Zurich Insurance Group Ltd.	NO	
		00000					REX-Germany-ZDHL S.C.S	.LUX	NIA	REX-ZDHL S.C.S. SICAV-SIF	Ownership	95.240	Zurich Insurance Group Ltd.	NO	
		00000					REX-Humboldtthafen Verwaltungs GmbH	.DEU	NIA	REX-ZDHL S.C.S. SICAV-SIF	Ownership	100.000	Zurich Insurance Group Ltd.	NO	
		00000					REX-Spain-ZDHL S.L.	.ESP	NIA	Zurich Deutscher Herold Lebensversicherung Aktiengesellschaft	Ownership	100.000	Zurich Insurance Group Ltd.	NO	
		00000					REX-The East S.à r.l.	.LUX	NIA	REX-ZDHL S.C.S. SICAV-SIF	Ownership	94.800	Zurich Insurance Group Ltd.	NO	
		00000					REX-ZDHL GP S.a.r.l.	.LUX	NIA	Zurich Deutscher Herold Lebensversicherung Aktiengesellschaft	Ownership	100.000	Zurich Insurance Group Ltd.	NO	
		00000					REX-ZDHL S.C.S. SICAV-SIF	.LUX	NIA	Zurich Deutscher Herold Lebensversicherung Aktiengesellschaft	Ownership	100.000	Zurich Insurance Group Ltd.	NO	
		00000					Rock Inne Vastgoed B.V.	.NLD	NIA	REX Holding S.à r.l.	Ownership	100.000	Zurich Insurance Group Ltd.	YES	
		00000					Rokin 21 B.V.	.NLD	NIA	Roxana Vastgoed B.V.	Ownership	100.000	Zurich Insurance Group Ltd.	NO	
		00000					Rokin 49 B.V.	.NLD	NIA	Rock Inne Vastgoed B.V.	Ownership	100.000	Zurich Insurance Group Ltd.	NO	
		00000					Roxana Vastgoed B.V.	.NLD	NIA	REX Holding S.à r.l.	Ownership	100.000	Zurich Insurance Group Ltd.	NO	
.0212	Zurich Ins Group	39039	41-1375004				Rural Community Insurance Company	.MN	IA	Zurich American Insurance Company	Ownership	100.000	Zurich Insurance Group Ltd.	NO	
		00000	61-1791237				San Diego Retail 1, LLC	.DE	NIA	Zurich American Insurance Company	Ownership	100.000	Zurich Insurance Group Ltd.	NO	
		00000					Santander Rio Seguros S.A.	.ARG	IA	Inversiones ZS America SpA	Ownership	4.000	Zurich Insurance Group Ltd.	NO	
		00000					Santander Rio Seguros S.A.	.ARG	IA	Zurich Santander Insurance America, S.L.	Ownership	96.000	Zurich Insurance Group Ltd.	NO	
		00000					Santander Seguros Sociedad Anónima	.URY	IA	Zurich Santander Insurance America, S.L.	Ownership	100.000	Zurich Insurance Group Ltd.	NO	
		00000					Saudi National Insurance Company	.BHR	IA	Zurich Insurance Company Ltd (Bahrain Branch)	Ownership	5.000	Zurich Insurance Group Ltd.	NO	
		00000	46-3060914				SEA APARTMENT 2, LLC	.DE	NIA	Zurich American Insurance Company	Ownership	100.000	Zurich Insurance Group Ltd.	NO	
.0069	Farmers Insurance Group	33120	65-0109120				Security National Insurance Company	.FL	OTH	Bristol West Holdings, Inc.	Ownership	100.000	Farmers Insurance Exchange	NO	
		00000					Serviaide, S.A. - Sociedad Unipersonal	.ESP	NIA	AlDE Asistencia Seguros y Reaseguros, S.A. - Sociedad Uniper	Ownership	100.000	Zurich Insurance Group Ltd.	NO	
		00000					Servizurich S.A. - Sociedad Unipersonal	.ESP	NIA	Zurich Insurance plc, Sucursal en Espana	Ownership	100.000	Zurich Insurance Group Ltd.	NO	
		00000	47-1153493				SF Apt 1, LLC	.DE	NIA	Zurich American Insurance Company	Ownership	100.000	Zurich Insurance Group Ltd.	NO	
		00000					SpearTip International, LLC	.IL	NIA	SpearTip, LLC	Ownership	100.000	Zurich Insurance Group Ltd.	NO	
		00000	75-2195089				Speigelhof Vastgoed B.V.	.DEU	OTH	Zurich American Insurance Company	Ownership	100.000	Zurich Insurance Group Ltd.	NO	
		00000					Springboard Health and Performance Pty Ltd	.AUS	NIA	RE Curve Holding B.V.	Ownership	100.000	Zurich Insurance Group Ltd.	NO	
		00000					Springworks International AB	.SWE	NIA	DTC Bidco Pty Ltd	Ownership	100.000	Zurich Insurance Group Ltd.	NO	
.0212	Zurich U.S. Insurance Pool Group	26387	52-0981481				Steadfast Insurance Company	.IL	IA	autoSense AG	Ownership	50.000	Zurich Insurance Group Ltd.	NO	
		00000					Stratos Limited	.NZL	NIA	Zurich American Insurance Company	Ownership	100.000	Zurich Insurance Group Ltd.	NO	
		00000					Swiss Insurance Management (Hong Kong) Limited	.HKG	NIA	DTC NZ Bidco Limited	Ownership	100.000	Zurich Insurance Group Ltd.	NO	
		00000					Swiss Insurance Management (Hong Kong) Limited	.HKG	NIA	Zurich Services (Hong Kong) Limited	Ownership	0.495	Zurich Insurance Group Ltd.	NO	
		00000					Swiss Insurance Management (Hong Kong) Limited	.HKG	NIA	Zurich Insurance Holdings (Hong Kong) Limited	Ownership	99.505	Zurich Insurance Group Ltd.	NO	

ANNUAL STATEMENT FOR THE YEAR 2023 OF THE ZURICH AMERICAN INSURANCE COMPANY

SCHEDULE Y

PART 1A - DETAIL OF INSURANCE HOLDING COMPANY SYSTEM

1	2	3	4	5	6	7	8	9	10	11	12	13	14	15	16
Group Code	Group Name	NAIC Company Code	ID Number	Federal RSSD	CIK	Name of Securities Exchange if Publicly Traded (U.S. or International)	Names of Parent, Subsidiaries Or Affiliates	Domiciliary Location	Relationship to Reporting Entity	Directly Controlled by (Name of Entity/Person)	Type of Control (Ownership, Board, Management, Attorney-in-Fact, Influence, Other)	If Control is Ownership Provide Percentage	Ultimate Controlling Entity(ies)/Person(s)	Is an SCA Filing Required? (Yes/No)	*
		00000					TDG Tele Dienste GmbH	.DEU	NIA	Zurich Beteiligungs-Aktiengesellschaft (Deutschland)	Ownership	100.000	Zurich Insurance Group Ltd.	NO	
		00000					Tennysen Insurance Limited	.GBR	NIA	Zurich Holdings (UK) Limited	Ownership	100.000	Zurich Insurance Group Ltd.	NO	
0069	Farmers Insurance Group	21695	94-1663548				Texas Farmers Insurance Company	.TX	OTH	Farmers Insurance Exchange	Ownership	86.280	Farmers Insurance Exchange	NO	
0069	Farmers Insurance Group	21695	94-1663548				Texas Farmers Insurance Company	.TX	OTH	Mid Century Insurance Company	Ownership	13.720	Farmers Insurance Exchange	NO	10
		00000					The Liverpool Reversionary Company Limited	.GBR	NIA	Limited	Ownership	100.000	Zurich Insurance Group Ltd.	NO	
		00000	36-3839542				The Zurich Services Corporation	.IL	NIA	Zurich Holding Company of America, Inc.	Ownership	100.000	Zurich Insurance Group Ltd.	NO	
0069	Farmers Insurance Group	44245	13-3551577				Toggle Insurance Company	.DE	OTH	Mid-Century Insurance Company	Ownership	100.000	Farmers Insurance Exchange	NO	10
		00000					Toggle Services, LLC	.DE	OTH	Toggle Insurance Company	Ownership	100.000	Farmers Insurance Exchange	NO	
		00000					TopReport Schadenbesichtigungs GmbH	.AUT	NIA	Zurich Versicherungs-Aktiengesellschaft	Ownership	14.286	Zurich Insurance Group Ltd.	NO	
		00000					Travel Ace Chile S.A.	.CHL	NIA	Travel Ace Internacional de Servicios S.A.	Ownership	1.000	Zurich Insurance Group Ltd.	NO	
		00000					Travel Ace Chile S.A.	.CHL	NIA	Zürich Versicherungs-Gesellschaft AG	Ownership	99.000	Zurich Insurance Group Ltd.	NO	
		00000					Travel Ace Internacional de Servicios S.A.	.URY	IA	Zürich Versicherungs-Gesellschaft AG	Ownership	100.000	Zurich Insurance Group Ltd.	NO	10
		00000					Travel Assist Pty Limited	.AUS	NIA	ASTIS Holdings Limited	Ownership	100.000	Zurich Insurance Group Ltd.	NO	
		00000					Travel Insurance Partners Pty Ltd	.AUS	IA	Travel Assist Pty Limited	Ownership	100.000	Zurich Insurance Group Ltd.	NO	
		00000					Travel Insurance Services Canada Inc.	.CAN	IA	World Travel Protection Canada Inc.	Ownership	100.000	Zurich Insurance Group Ltd.	NO	
0069	Farmers Insurance Group	21709	95-2575892				Travellex Insurance Services Limited	.DE	NIA	Cover-More Holdings USA Inc.	Ownership	100.000	Zurich Insurance Group Ltd.	NO	
		00000	95-2670330				Truck Insurance Exchange	.CA	OTH	See Note 6	Other			NO	
		00000					Truck Underwriters Association	.CA	NIA	Farmers Group, Inc.	Ownership	100.000	Zurich Insurance Group Ltd.	NO	
		00000					Turegum Immobilien AG	.CHE	NIA	Zurich Versicherungs-Gesellschaft AG	Ownership	100.000	Zurich Insurance Group Ltd.	NO	
		00000					UA Assistance S.A. de C.V.	.MEX	IA	Travel Ace Internacional de Servicios S.A.	Ownership	0.000	Zurich Insurance Group Ltd.	NO	
		00000					UA Assistance S.A. de C.V.	.MEX	IA	Zürich Versicherungs-Gesellschaft AG	Ownership	100.000	Zurich Insurance Group Ltd.	NO	
		00000					Universal Assistance Assistencia Ao Viajante Ltda	.BRA	IA	Perunsel S.A.	Ownership	0.000	Zurich Insurance Group Ltd.	NO	
		00000					Universal Assistance S.A.	.ARG	IA	World Wide Assistance S.A.	Ownership	92.710	Zurich Insurance Group Ltd.	YES	
		00000					Universal Assistance S.A.	.ARG	IA	Zürich Versicherungs-Gesellschaft AG	Ownership	7.290	Zurich Insurance Group Ltd.	YES	
		00000					Universal Assistance S.A.	.URY	IA	Zürich Versicherungs-Gesellschaft AG	Ownership	100.000	Zurich Insurance Group Ltd.	NO	
		00000					Universal Travel Assistance S.A.S.	.COL	IA	Zürich Versicherungs-Gesellschaft AG	Ownership	100.000	Zurich Insurance Group Ltd.	NO	
0212	Zurich U.S. Insurance Pool Group	41181	43-1249228				Universal Underwriters Insurance Company	.IL	IA	Zurich American Insurance Company	Ownership	100.000	Zurich Insurance Group Ltd.	NO	
		00000					Universal Underwriters of Texas Insurance Company	.IL	IA	Universal Underwriters Insurance Company	Ownership	100.000	Zurich Insurance Group Ltd.	NO	10
0212	Zurich U.S. Insurance Pool Group	40843	36-3139101				Universal Underwriters Service Corporation	.MO	NIA	Zurich Holding Company of America, Inc.	Ownership	100.000	Zurich Insurance Group Ltd.	NO	
		00000	43-1269296				Univversal Assistance Inc.	.FL	IA	Universal Assistance S.A.	Ownership	0.000	Zurich Insurance Group Ltd.	NO	
		00000	26-1282208				Vehicle Dealer Solutions, Inc.	.FL	NIA	Zurich Holding Company of America, Inc.	Ownership	100.000	Zurich Insurance Group Ltd.	NO	
		00000	74-1593853				Western Star Insurance Services, Inc.	.TX	OTH	FIG Leasing Co, Inc.	Ownership	100.000	Zurich Insurance Group Ltd.	NO	10
		00000					Winn-Dixie MGP Manager, Inc.	.DE	NIA	Zurich Structured Finance, Inc.	Ownership	100.000	Zurich Insurance Group Ltd.	NO	
		00000					Wohnen H3B Humboldtthafen GmbH&Co.KG	.DEU	NIA	REX-ZDHL S.C.S. SICAV-SIF	Ownership	94.900	Zurich Insurance Group Ltd.	NO	
		00000					World Travel Protection Canada Inc.	.CAN	NIA	Zurich Canadian Holdings Limited	Ownership	100.000	Zurich Insurance Group Ltd.	NO	
		00000					World Wide Assistance S.A.	.ARG	NIA	Zürich Versicherungs-Gesellschaft AG	Ownership	100.000	Zurich Insurance Group Ltd.	NO	
		00000					Wrightway Underwriting Limited	.IRL	NIA	Ballykilliane Holdings Limited	Ownership	100.000	Zurich Insurance Group Ltd.	NO	
		00000					Z flex Gesellschaft fur Personaldienstleistungen mbH	.DEU	NIA	Zurich Beteiligungs-Aktiengesellschaft (Deutschland)	Ownership	100.000	Zurich Insurance Group Ltd.	NO	
		00000					ZCM (U.S.) Limited	.DE	NIA	Zurich Finance Company Ltd	Ownership	100.000	Zurich Insurance Group Ltd.	NO	
		00000					ZCM Asset Holding Company (Bermuda) Limited	.BMU	NIA	Zurich Finance Company Ltd	Ownership	100.000	Zurich Insurance Group Ltd.	NO	
		00000	20-5900744				ZFUS Services, LLC	.DE	NIA	Zurich Holding Company of America, Inc.	Ownership	100.000	Zurich Insurance Group Ltd.	NO	
		00000					ZGEE14 Limited	.GBR	IA	Zurich Legacy Solutions Services (UK) Limited	Ownership	100.000	Zurich Insurance Group Ltd.	NO	

97.9

ANNUAL STATEMENT FOR THE YEAR 2023 OF THE ZURICH AMERICAN INSURANCE COMPANY

SCHEDULE Y

PART 1A - DETAIL OF INSURANCE HOLDING COMPANY SYSTEM

1	2	3	4	5	6	7	8	9	10	11	12	13	14	15	16
Group Code	Group Name	NAIC Company Code	ID Number	Federal RSSD	CIK	Name of Securities Exchange if Publicly Traded (U.S. or International)	Names of Parent, Subsidiaries Or Affiliates	Domiciliary Location	Relationship to Reporting Entity	Directly Controlled by (Name of Entity/Person)	Type of Control (Ownership, Board, Management, Attorney-in-Fact, Influence, Other)	If Control is Ownership Provide Percentage	Ultimate Controlling Entity(ies)/Person(s)	Is an SCA Filing Required? (Yes/No)	*
		00000					ZIREF France 1 SCI	.FRA	NIA	ZIREF France Holdco 1 SAS	Ownership	99.990	Zurich Insurance Group Ltd.	NO	
		00000					ZIREF France 1 SCI	.FRA	NIA	ZIREF Holdco 1 SARL	Ownership	0.010	Zurich Insurance Group Ltd.	NO	
		00000					ZIREF France Delano SCI	.FRA	NIA	ZIREF Holdco 1 SARL	Ownership	0.010	Zurich Insurance Group Ltd.	NO	
		00000					ZIREF France Delano SCI	.FRA	NIA	ZIREF France Holdco 1 SAS	Ownership	99.990	Zurich Insurance Group Ltd.	NO	
		00000					ZIREF France Holdco 1 SAS	.FRA	NIA	ZIREF Holdco 2 SARL	Ownership	100.000	Zurich Insurance Group Ltd.	NO	
		00000					ZIREF Holdco 1 SARL	.LUX	NIA	Zurich Investments Life S.p.A.	Ownership	100.000	Zurich Insurance Group Ltd.	NO	
		00000					ZIREF Holdco 2 SARL	.LUX	NIA	ZIREF Holdco 1 SARL	Ownership	100.000	Zurich Insurance Group Ltd.	NO	
		00000					ZIREF Lux Germany 1 SARL	.LUX	NIA	ZIREF Holdco 2 SARL	Ownership	100.000	Zurich Insurance Group Ltd.	NO	
		00000					ZIREF Lux Germany 2 SARL	.LUX	NIA	ZIREF Holdco 2 SARL	Ownership	100.000	Zurich Insurance Group Ltd.	NO	
		00000					ZIREF Lux Netherlands 1 SARL	.LUX	NIA	ZIREF Holdco 2 SARL	Ownership	100.000	Zurich Insurance Group Ltd.	NO	
		00000					ZIREF Lux Netherlands 2 SARL	.LUX	NIA	ZIREF Holdco 2 SARL	Ownership	100.000	Zurich Insurance Group Ltd.	NO	
		00000					ZIREF Lux Spain 1 SARL	.LUX	NIA	ZIREF Holdco 2 SARL	Ownership	100.000	Zurich Insurance Group Ltd.	NO	
		00000								Zürich Lebensversicherungs-Gesellschaft AG					
		00000					ZLS Aseguradora de Colombia S.A	.COL	NIA		Ownership	4.430	Zurich Insurance Group Ltd.	NO	
		00000					ZLS Aseguradora de Colombia S.A	.COL	NIA	Zürich Versicherungs-Gesellschaft AG	Ownership	95.000	Zurich Insurance Group Ltd.	NO	
		00000	02-0802795				ZNA Services, LLC	.DE	NIA	ZFUS Services, LLC	Ownership	100.000	Zurich Insurance Group Ltd.	NO	
		00000					ZPC Capital Limited	.GBR	NIA	Zurich Holdings (UK) Limited	Ownership	100.000	Zurich Insurance Group Ltd.	NO	
		00000					ZSF / Office KY, LLC	.DE	NIA	Euclid Office LP	Ownership	100.000	Zurich Insurance Group Ltd.	NO	
		00000					ZSF / Office NV, LLC	.DE	NIA	Euclid Office LP	Ownership	100.000	Zurich Insurance Group Ltd.	NO	
		00000					ZSF KY Annex, LLC	.DE	NIA	Euclid KY Annex, LP	Ownership	100.000	Zurich Insurance Group Ltd.	NO	
		00000					ZSF/Bloomington, LLC	.DE	NIA	Bloomington Office LP	Ownership	100.000	Zurich Insurance Group Ltd.	NO	
		00000					ZSF/C1 MGP Manager, Inc	.DE	NIA	Zurich Structured Finance, Inc.	Ownership	100.000	Zurich Insurance Group Ltd.	NO	
		00000					ZSF/C1 MGP, LLC	.DE	NIA	ZSF/C1 MGP Manager, Inc	Ownership	1.000	Zurich Insurance Group Ltd.	NO	
		00000					ZSF/C1 MGP, LLC	.DE	NIA	Zurich Structured Finance, Inc.	Ownership	99.000	Zurich Insurance Group Ltd.	NO	
		00000					ZSF/C2 MGP Manager, Inc	.DE	NIA	Zurich Structured Finance, Inc.	Ownership	100.000	Zurich Insurance Group Ltd.	NO	
		00000					ZSF/C2 MGP, LLC	.DE	NIA	ZSF/CF2 MGP Manager, Inc	Ownership	1.000	Zurich Insurance Group Ltd.	NO	
		00000					ZSF/C2 MGP, LLC	.DE	NIA	Zurich Structured Finance, Inc.	Ownership	99.000	Zurich Insurance Group Ltd.	NO	
		00000					ZSF/Dallas Tower, LLC	.DE	NIA	Dallas Tower LP	Ownership	100.000	Zurich Insurance Group Ltd.	NO	
		00000					ZSF/Land Parcels LLC	.DE	NIA	Zurich Structured Finance, Inc.	Ownership	100.000	Zurich Insurance Group Ltd.	NO	
		00000					ZSF/WD Fitzgerald, LLC	.DE	NIA	Euclid Warehouses LP	Ownership	100.000	Zurich Insurance Group Ltd.	NO	
		00000					ZSF/WD Hammond, LLC	.DE	NIA	Euclid Warehouses LP	Ownership	100.000	Zurich Insurance Group Ltd.	NO	
		00000					ZSF/WD Jacksonville, LLC	.DE	NIA	Euclid Warehouses LP	Ownership	100.000	Zurich Insurance Group Ltd.	NO	
		00000					ZSG Kfz-ZulassungsservicegesmbH	.AUT	NIA	Zurich Versicherungs-Aktiengesellschaft	Ownership	33.333	Zurich Insurance Group Ltd.	NO	
		00000					Zurich - Companhia de Seguros Vida S.A.	.PRT	IA	Zurich Finanz-Gesellschaft AG	Ownership	0.001	Zurich Insurance Group Ltd.	NO	
		00000					Zurich - Companhia de Seguros Vida S.A.	.PRT	IA	Zurich Investments Life S.p.A.	Ownership	0.001	Zurich Insurance Group Ltd.	NO	
		00000								Zürich Lebensversicherungs-Gesellschaft AG					
		00000					Zurich - Companhia de Seguros Vida S.A.	.PRT	IA		Ownership	99.996	Zurich Insurance Group Ltd.	NO	
		00000					Zurich - Companhia de Seguros Vida S.A.	.PRT	IA	Zurich Versicherungs-Gesellschaft AG	Ownership	0.001	Zurich Insurance Group Ltd.	NO	
		00000								Zurich Vida, Companhia de Seguros y					
		00000					Zurich - Companhia de Seguros Vida S.A.	.PRT	IA	Reaseguros, S.A. - Socied	Ownership	0.001	Zurich Insurance Group Ltd.	NO	
		00000					Zurich (Scotland) Limited Partnership	.GBR	NIA	Zurich General Partner (Scotland) Ltd	Ownership	100.000	Zurich Insurance Group Ltd.	NO	
		00000					Zurich Advice Network Limited	.GBR	NIA	Allied Dunbar Assurance plc	Ownership	100.000	Zurich Insurance Group Ltd.	NO	
		00000					Zurich AFIN Mexico, S.A. DE C.V.	.MEX	NIA	Zurich Compania de Seguros, S.A.	Ownership	0.002	Zurich Insurance Group Ltd.	NO	
		00000					Zurich AFIN Mexico, S.A. DE C.V.	.MEX	NIA	Zurich Versicherungs-Gesellschaft AG	Ownership	99.998	Zurich Insurance Group Ltd.	NO	
		00000	04-3126497				Zurich Agency Services Inc.	.MA	NIA	Zurich Holding Company of America, Inc.	Ownership	100.000	Zurich Insurance Group Ltd.	NO	
		00000	86-1164252				Zurich Alternative Asset Management, LLC	.DE	NIA	Zurich Holding Company of America, Inc.	Ownership	100.000	Zurich Insurance Group Ltd.	NO	
		00000								Zürich Lebensversicherungs-Gesellschaft AG					
		00000					Zurich America Latina Serviços Brasil Ltda.	.BRA	NIA		Ownership	0.010	Zurich Insurance Group Ltd.	YES	
		00000					Zurich America Latina Serviços Brasil Ltda.	.BRA	NIA	Zurich Versicherungs-Gesellschaft AG	Ownership	99.990	Zurich Insurance Group Ltd.	NO	

97.10

ANNUAL STATEMENT FOR THE YEAR 2023 OF THE ZURICH AMERICAN INSURANCE COMPANY

SCHEDULE Y

PART 1A - DETAIL OF INSURANCE HOLDING COMPANY SYSTEM

1	2	3	4	5	6	7	8	9	10	11	12	13	14	15	16
Group Code	Group Name	NAIC Company Code	ID Number	Federal RSSD	CIK	Name of Securities Exchange if Publicly Traded (U.S. or International)	Names of Parent, Subsidiaries Or Affiliates	Domiciliary Location	Relationship to Reporting Entity	Directly Controlled by (Name of Entity/Person)	Type of Control (Ownership, Board, Management, Attorney-in-Fact, Influence, Other)	If Control is Ownership Provide Percentage	Ultimate Controlling Entity(ies)/Person(s)	Is an SCA Filing Required? (Yes/No)	*
.0212	Zurich U.S. Insurance Pool Group	16535	36-4233459				Zurich American Insurance Company	..NY	..IA	Zurich Holding Company of America, Inc.	Ownership	100.000	Zurich Insurance Group Ltd.	..NO	
.0212	Zurich U.S. Insurance Pool Group	27855	36-2781080				Zurich American Insurance Company of Illinois	..IL	..IA	American Zurich Insurance Company	Ownership	100.000	Zurich Insurance Group Ltd.	..NO	
.0212	Zurich Ins Group	90557	36-3050975				Zurich American Life Insurance Company	..IL	..IA	Zurich Holding Company of America, Inc.	Ownership	100.000	Zurich Insurance Group Ltd.	..NO	
.0212	Zurich Ins Group	14178	27-4746162				Zurich American Life Insurance Company of New York	..NY	..IA	Zurich American Life Insurance Company	Ownership	100.000	Zurich Insurance Group Ltd.	..NO	
		00000					Zurich Argentina Cia. de Seguros S.A.	..ARG	..IA	Inversiones Suizo-Argentina S.A.	Ownership	55.461	Zurich Insurance Group Ltd.	..NO	
		00000	AA-2130022				Zurich Argentina Cia. de Seguros S.A.	..ARG	..IA	Zurich Versicherungs-Gesellschaft AG	Ownership	44.536	Zurich Insurance Group Ltd.	..NO	
		00000	AA-2130022				Zurich Argentina Compania de Seguros de Retiro S.A.	..ARG	..IA	Zurich Argentina Cia. de Seguros S.A.	Ownership	46.642	Zurich Insurance Group Ltd.	..NO	
		00000					Zurich Argentina Compania de Seguros de Retiro S.A.	..ARG	..IA	Zurich Versicherungs-Gesellschaft AG	Ownership	53.358	Zurich Insurance Group Ltd.	..NO	
		00000					Zurich Aseguradora Argentina S.A.	..ARG	..IA	Zürich Versicherungs-Gesellschaft AG	Ownership	99.900	Zurich Insurance Group Ltd.	..NO	
		00000					Zurich Aseguradora Mexicana, S.A. de C.V.	..MEX	..IA	Zürich Lebensversicherungs-Gesellschaft AG	Ownership	0.000	Zurich Insurance Group Ltd.	..NO	
		00000					Zurich Aseguradora Mexicana, S.A. de C.V.	..MEX	..IA	Zürich Versicherungs-Gesellschaft AG	Ownership	100.000	Zurich Insurance Group Ltd.	..NO	
		00000					Zurich Asset Management Gerente de Fondos Comunes de Inversi	..ARG	..NIA	Inversiones Suizo-Argentina S.A.	Ownership	90.000	Zurich Insurance Group Ltd.	..NO	
		00000					Zurich Asset Management Gerente de Fondos Comunes de Inversi	..ARG	..NIA	Isis S.A.	Ownership	10.000	Zurich Insurance Group Ltd.	..NO	
		00000					Zurich Assurance Ltd	..GBR	..IA	Eagle Star Holdings Limited	Ownership	100.000	Zurich Insurance Group Ltd.	..NO	
		00000					Zurich Assure Australia Pty Limited	..AUS	..IA	Zurich Financial Services Australia Limited	Ownership	100.000	Zurich Insurance Group Ltd.	..NO	
		00000					Zurich Australia Limited	..AUS	..IA	Zurich Financial Services Australia Limited	Ownership	100.000	Zurich Insurance Group Ltd.	..NO	
		00000	AA-1930995				Zurich Australian Insurance Limited	..AUS	..IA	Zurich Financial Services Australia Limited	Ownership	100.000	Zurich Insurance Group Ltd.	..NO	
		00000					Zurich Australian Insurance Properties Pty Limited	..AUS	..NIA	Zurich Australia Limited	Ownership	40.000	Zurich Insurance Group Ltd.	..NO	
		00000					Zurich Australian Insurance Properties Pty Limited	..AUS	..NIA	Zurich Australian Insurance Limited	Ownership	60.000	Zurich Insurance Group Ltd.	..NO	
		00000					Zurich Australian Property Holdings Pty Ltd	..AUS	..NIA	Zürich Versicherungs-Gesellschaft AG	Ownership	100.000	Zurich Insurance Group Ltd.	..NO	
		00000					Zurich Bank International Limited	..GBR	..NIA	Dunbar Assets Ireland	Ownership	100.000	Zurich Insurance Group Ltd.	..NO	
		00000	13-4186554				Zurich Benefit Finance LLC	..DE	..NIA	Zurich Holding Company of America, Inc.	Ownership	100.000	Zurich Insurance Group Ltd.	..NO	
		00000					Zurich Beteiligungs-Aktiengesellschaft (Deutschland)	..DEU	..NIA	Zurich IT Service AG Niederlassung fur Deutschland	Ownership	82.617	Zurich Insurance Group Ltd.	..NO	
		00000					Zurich Beteiligungs-Aktiengesellschaft (Deutschland)	..DEU	..NIA	Zurich Leben Service AG Niederlassung fur Deutschland	Ownership	17.383	Zurich Insurance Group Ltd.	..NO	
		00000					Zurich Brasil Capitalizacao S.A	..BRA	..NIA	Zurich Versicherungs-Gesellschaft AG	Ownership	100.000	Zurich Insurance Group Ltd.	..NO	
		00000					Zurich Brasil Companhia de Seguros	..BRA	..IA	Zurich Minas Brasil Seguros S.A.	Ownership	100.000	Zurich Insurance Group Ltd.	..NO	
		00000					Zurich Building Control Services Limited	..GBR	..NIA	Zurich Holdings (UK) Limited	Ownership	100.000	Zurich Insurance Group Ltd.	..NO	
		00000					Zurich Canadian Holdings Limited	..CAN	..NIA	Zurich Insurance Company Ltd, Canadian Branch	Ownership	68.819	Zurich Insurance Group Ltd.	..NO	
		00000					Zurich Canadian Holdings Limited	..CAN	..NIA	Zurich Versicherungs-Gesellschaft AG	Ownership	31.181	Zurich Insurance Group Ltd.	..NO	
		00000					Zurich Commercial Services (Europe) GmbH	..DEU	..NIA	Zürich Beteiligungs-Aktiengesellschaft (Deutschland)	Ownership	100.000	Zurich Insurance Group Ltd.	..NO	
		00000					Zurich Community Trust (UK) Limited	..GBR	..NIA	Zurich Financial Services (UKISA) Limited	Ownership	50.000	Zurich Insurance Group Ltd.	..NO	
		00000					Zurich Community Trust (UK) Limited	..GBR	..NIA	Zurich Financial Services (UKISA) Nominees Limited	Ownership	50.000	Zurich Insurance Group Ltd.	..NO	
		00000					Zurich Compania de Reaseguros Argentina S.A.	..ARG	..NIA	Inversiones Suizo-Argentina S.A.	Ownership	95.000	Zurich Insurance Group Ltd.	..NO	

ANNUAL STATEMENT FOR THE YEAR 2023 OF THE ZURICH AMERICAN INSURANCE COMPANY

SCHEDULE Y

PART 1A - DETAIL OF INSURANCE HOLDING COMPANY SYSTEM

1	2	3	4	5	6	7	8	9	10	11	12	13	14	15	16
Group Code	Group Name	NAIC Company Code	ID Number	Federal RSSD	CIK	Name of Securities Exchange if Publicly Traded (U.S. or International)	Names of Parent, Subsidiaries Or Affiliates	Domi-ciliary Location	Relation-ship to Reporting Entity	Directly Controlled by (Name of Entity/Person)	Type of Control (Ownership, Board, Management, Attorney-in-Fact, Influence, Other)	If Control is Ownership Provide Percentage	Ultimate Controlling Entity(ies)/Person(s)	Is an SCA Filing Re-quired? (Yes/No)	*
		00000					Zurich Compania de Reaseguros Argentina S.A.	.ARG.	NIA	Zurich Versicherungs-Gesellschaft AG	Ownership	5.000	Zurich Insurance Group Ltd.	NO	
		00000					Zurich Compania de Seguros, S.A.	.MEX.	IA	Zurich Versicherungs-Gesellschaft AG	Ownership	99.883	Zurich Insurance Group Ltd.	NO	
		00000					Zurich Corredora de Bolsa S.A.	.CHL.	NIA	Inversiones Suizo Chilena S.A.	Ownership	99.000	Zurich Insurance Group Ltd.	NO	
		00000					Zurich Corredora de Bolsa S.A.	.CHL.	NIA	Zurich Investments Chile S.A.	Ownership	1.000	Zurich Insurance Group Ltd.	NO	
		00000					Zurich Customer Active Management, d.o.o.	.SVN.	NIA	Zürich Versicherungs-Gesellschaft AG	Ownership	100.000	Zurich Insurance Group Ltd.	YES	
		00000	36-4412924				Zurich CZI Management Holding Ltd.	.DE.	NIA	Zurich Global Investment Management Inc.	Ownership	100.000	Zurich Insurance Group Ltd.	NO	
		00000					Zurich Deutscher Herold Lebensversicherung Aktiengesellschaft	.DEU.	IA	Deutscher Herold Aktiengesellschaft	Ownership	67.540	Zurich Insurance Group Ltd.	NO	
		00000					Zurich Deutscher Herold Lebensversicherung Aktiengesellschaft	.DEU.	IA	Zurich Beteiligungs-Aktiengesellschaft (Deutschland)	Ownership	32.460	Zurich Insurance Group Ltd.	NO	
		00000	95-4773780				Zurich E&S Insurance Brokerage, Inc.	.CA.	NIA	Zurich American Insurance Company	Ownership	100.000	Zurich Insurance Group Ltd.	NO	
		00000					Zurich Employment Services Limited	.GBR.	NIA	Zurich Financial Services (UKISA) Limited	Ownership	100.000	Zurich Insurance Group Ltd.	NO	
		00000					Zurich Engineering Inspection Services Ireland Limited	.IRL.	NIA	Zurich Insurance plc	Ownership	100.000	Zurich Insurance Group Ltd.	NO	
		00000					Zurich Eurolife S.A.	.LUX.	IA	Zurich Lebensversicherungs-Gesellschaft AG	Ownership	90.000	Zurich Insurance Group Ltd.	NO	
		00000					Zurich Eurolife S.A.	.LUX.	IA	Zurich Versicherungs-Gesellschaft AG	Ownership	10.000	Zurich Insurance Group Ltd.	NO	
		00000	AA-0053640				Zurich F&I Reinsurance T&C Limited	.TCA.	IA	Universal Underwriters Service Corporation	Ownership	100.000	Zurich Insurance Group Ltd.	NO	
		00000	AA-0053640				Zurich F&I Reinsurance T&C Limited	.TCA.	IA	Zurich Agency Services Inc.	Ownership	0.001	Zurich Insurance Group Ltd.	NO	
		00000					Zurich Fianzas Mexico, S.A.DE C.V.	.MEX.	NIA	Zurich Versicherungs-Gesellschaft AG	Ownership	100.000	Zurich Insurance Group Ltd.	NO	
		00000					Zurich Finance (Australia) Limited	.AUS.	NIA	Zürich Versicherungs-Gesellschaft AG	Ownership	100.000	Zurich Insurance Group Ltd.	NO	
		00000					Zurich Finance (Ireland) DAC	.IRL.	NIA	Zürich Versicherungs-Gesellschaft AG	Ownership	100.000	Zurich Insurance Group Ltd.	NO	
		00000					Zurich Finance (UK) plc	.GBR.	NIA	Zurich Financial Services (UKISA) Limited	Ownership	99.998	Zurich Insurance Group Ltd.	NO	
		00000					Zurich Finance (UK) plc	.GBR.	NIA	Zurich Financial Services (UKISA) Nominees Limited	Ownership	0.002	Zurich Insurance Group Ltd.	NO	
		00000					Zurich Finance Company Ltd	.CHE.	NIA	Zurich Versicherungs-Gesellschaft AG	Ownership	100.000	Zurich Insurance Group Ltd.	NO	
		00000					Zurich Financial Services (Isle of Man) Group Services Limit	.GBR.	NIA	Zurich Versicherungs-Gesellschaft AG	Ownership	100.000	Zurich Insurance Group Ltd.	NO	
		00000					Zurich Financial Services (Isle of Man) Holdings Limited	.GBR.	NIA	Zurich Versicherungs-Gesellschaft AG	Ownership	100.000	Zurich Insurance Group Ltd.	NO	
		00000					Zurich Financial Services (Isle of Man) Insurance Manager Lt	.GBR.	NIA	Zurich Versicherungs-Gesellschaft AG	Ownership	100.000	Zurich Insurance Group Ltd.	NO	
		00000					Zurich Financial Services (UKISA) Limited	.GBR.	NIA	Allied Zurich Holdings Limited	Ownership	90.316	Zurich Insurance Group Ltd.	NO	
		00000					Zurich Financial Services (UKISA) Limited	.GBR.	NIA	Zurich Insurance plc	Ownership	9.684	Zurich Insurance Group Ltd.	NO	
		00000					Zurich Financial Services (UKISA) Nominees Limited	.GBR.	NIA	Zurich Financial Services (UKISA) Limited	Ownership	100.000	Zurich Insurance Group Ltd.	NO	
		00000	AA-1930995				Zurich Financial Services Australia Limited	.AUS.	NIA	Zurich Versicherungs-Gesellschaft AG	Ownership	100.000	Zurich Insurance Group Ltd.	NO	
		00000					Zurich Financial Services EUB Holdings Limited	.IRL.	NIA	Zurich Ins Group	Ownership	0.083	Zurich Insurance Group Ltd.	NO	
		00000					Zurich Financial Services EUB Holdings Limited	.IRL.	NIA	Zurich Insurance Group Ltd.	Ownership	99.917	Zurich Insurance Group Ltd.	NO	
		00000					Zurich Financial Services UK Pension Trustee Limited	.GBR.	NIA	Zurich Financial Services (UKISA) Limited	Ownership	99.000	Zurich Insurance Group Ltd.	NO	
		00000					Zurich Finanz-Gesellschaft AG	.CHE.	NIA	Zurich Versicherungs-Gesellschaft AG	Ownership	100.000	Zurich Insurance Group Ltd.	NO	
		00000					Zurich General Insurance (Hong Kong) Limited	.HKG.	IA	Zurich Insurance Company Ltd, Hong Kong Branch	Ownership	100.000	Zurich Insurance Group Ltd.	NO	
		00000					Zurich General Insurance Company (China) Limited	.CHN.	IA	Zurich Versicherungs-Gesellschaft AG	Ownership	100.000	Zurich Insurance Group Ltd.	NO	
		00000					Zurich General Insurance Malaysia Berhad	.MYS.	IA	Zürich Versicherungs-Gesellschaft AG	Ownership	100.000	Zurich Insurance Group Ltd.	NO	

ANNUAL STATEMENT FOR THE YEAR 2023 OF THE ZURICH AMERICAN INSURANCE COMPANY

SCHEDULE Y

PART 1A - DETAIL OF INSURANCE HOLDING COMPANY SYSTEM

1	2	3	4	5	6	7	8	9	10	11	12	13	14	15	16
Group Code	Group Name	NAIC Company Code	ID Number	Federal RSSD	CIK	Name of Securities Exchange if Publicly Traded (U.S. or International)	Names of Parent, Subsidiaries Or Affiliates	Domi-ciliary Location	Relation-ship to Reporting Entity	Directly Controlled by (Name of Entity/Person)	Type of Control (Ownership, Board, Management, Attorney-in-Fact, Influence, Other)	If Control is Ownership Provide Percentage	Ultimate Controlling Entity(ies)/Person(s)	Is an SCA Filing Re-quired? (Yes/No)	*
		00000					Zurich General Partner (Scotland) Ltd	.GBR	NIA	Allied Zurich Holdings Limited	Ownership	100.000	Zurich Insurance Group Ltd	NO	
		00000					Zurich General Takaful Malaysia Berhad	.MYS	IA	Zurich Holdings Malaysia Berhad	Ownership	100.000	Zurich Insurance Group Ltd	NO	
		00000					Zurich GL Servicios Mexico, S.A. de C.V.	.MEX	NIA	Zurich Compañía de Seguros, S.A.	Ownership	5.000	Zurich Insurance Group Ltd	NO	
		00000					Zurich GL Servicios Mexico, S.A. de C.V.	.MEX	NIA	Zurich Vida, Compañía de Seguros, S.A.	Ownership	95.000	Zurich Insurance Group Ltd	NO	
		00000					Zurich Global Corporate UK Limited	.GBR	NIA	Zurich Holdings (UK) Limited	Ownership	100.000	Zurich Insurance Group Ltd	NO	
		00000	04-3729755				Zurich Global Investment Management Inc.	.DE	NIA	Zurich Holding Company of America, Inc.	Ownership	100.000	Zurich Insurance Group Ltd	NO	
		00000					Zurich Global Ventures MGA Solutions (SA)	.BEL	OTH	Zürich Versicherungs-Gesellschaft AG	Ownership	100.000	Zurich Insurance Group Ltd	NO	
		00000	AA-3190947				Zurich Global, Ltd.	.BMU	IA	Zurich Holding Company of America, Inc.	Ownership	100.000	Zurich Insurance Group Ltd	NO	
		00000					Zurich Group Pension Services (UK) Ltd	.GBR	NIA	Zurich Assurance Ltd	Ownership	100.000	Zurich Insurance Group Ltd	NO	
		00000					Zurich GSG Limited	.GBR	NIA	Zurich GSH Limited	Ownership	100.000	Zurich Insurance Group Ltd	NO	
		00000					Zurich GSH Limited	.GBR	NIA	Zurich Holdings (UK) Limited	Ownership	100.000	Zurich Insurance Group Ltd	NO	
		00000	36-3096373				Zurich Holding Company of America, Inc.	.DE	NIA	Zurich Versicherungs-Gesellschaft AG	Ownership	100.000	Zurich Insurance Group Ltd	NO	
		00000					Zurich Holding Ireland Limited	.IRL	NIA	Zurich Versicherungs-Gesellschaft AG	Ownership	100.000	Zurich Insurance Group Ltd	NO	
		00000					Zurich Holdings (UK) Limited	.GBR	NIA	Zurich Versicherungs-Gesellschaft AG	Ownership	100.000	Zurich Insurance Group Ltd	NO	
		00000					Zurich Immobilien (Deutschland) AG & Co. KG	.DEU	OTH	Zurich Immobilienreuhand (Deutschland) GmbH	Ownership	0.000	Zurich Insurance Group Ltd	NO	
		00000					Zurich Immobilien Liegenschaftsverwaltungs-GesmbH	.AUT	NIA	Zurich Versicherungs-Gesellschaft AG	Ownership	100.000	Zurich Insurance Group Ltd	NO	
		00000					Zurich Immobilienreuhand (Deutschland) GmbH	.DEU	OTH	Zurich Deutscher Herold Lebensversicherung Aktiengesellschaft	Ownership	100.000	Zurich Insurance Group Ltd	NO	
		00000					Zurich Insurance Company (U.K.) Limited	.GBR	NIA	Zurich Versicherungs-Gesellschaft AG	Ownership	100.000	Zurich Insurance Group Ltd	NO	7
		00000					Zurich Insurance Company Escritorio de Representacao no Bras	.BRA	IA	Zurich Versicherungs-Gesellschaft AG	Ownership	100.000	Zurich Insurance Group Ltd	NO	7
		00000					Zurich Insurance Company Ltd., Representative Office Buenos Aires	.ARG	IA	Zurich Versicherungs-Gesellschaft AG	Ownership	100.000	Zurich Insurance Group Ltd	NO	
		00000			0001127799	SIX Swiss Exchange	Zurich Insurance Group Ltd.	.CHE	NIA	Board of Directors	Board		Shareholders	NO	
		00000					Zurich Insurance Holdings (Hong Kong) Limited	.HKG	NIA	Zurich Versicherungs-Gesellschaft AG	Ownership	100.000	Zurich Insurance Group Ltd	NO	
		00000					Zurich Insurance Malaysia Berhad	.MYS	NIA	Zurich Versicherungs-Gesellschaft AG	Ownership	100.000	Zurich Insurance Group Ltd	NO	
		00000	AA-1780059				Zurich Insurance plc	.IRL	IA	Zurich Beteiligungs-Aktiengesellschaft (Deutschland)	Ownership	25.074	Zurich Insurance Group Ltd	NO	
		00000	AA-1780059				Zurich Insurance plc	.IRL	IA	Zurich Holding Ireland Limited	Ownership	70.405	Zurich Insurance Group Ltd	NO	
		00000	AA-1780059				Zurich Insurance plc	.IRL	IA	Zurich Insurance Company Ltd - Rappresentanza Generale per I	Ownership	4.521	Zurich Insurance Group Ltd	NO	
		00000					Zurich Insurance plc, Representative Office Buenos Aires	.ARG	IA	Zurich Insurance plc	Ownership	100.000	Zurich Insurance Group Ltd	NO	
		00000					Zurich Intermediary Group Limited	.GBR	NIA	Zurich Financial Services (UKISA) Limited	Ownership	99.999	Zurich Insurance Group Ltd	NO	
		00000					Zurich Intermediary Group Limited	.GBR	NIA	Zurich Financial Services (UKISA) Nominees Limited	Ownership	0.001	Zurich Insurance Group Ltd	NO	
		00000	AA-1120018				Zurich International (UK) Limited	.GBR	NIA	Zurich Holdings (UK) Limited	Ownership	100.000	Zurich Insurance Group Ltd	NO	
		00000					Zurich International Life Limited	.GBR	IA	Zurich Versicherungs-Gesellschaft AG	Ownership	100.000	Zurich Insurance Group Ltd	NO	
		00000					Zurich International Pensions Administration Limited	.IMN	NIA	Zurich International Life Limited	Ownership	100.000	Zurich Insurance Group Ltd	NO	
		00000					Zurich Invest AG	.CHE	NIA	Zurich Versicherungs-Gesellschaft AG	Ownership	100.000	Zurich Insurance Group Ltd	NO	
		00000					Zurich Invest ICAV	.IRL	NIA	Zurich Invest AG	Ownership	50.000	Zurich Insurance Group Ltd	NO	
		00000					Zurich Invest ICAV	.IRL	NIA	Zürich Versicherungs-Gesellschaft AG	Ownership	50.000	Zurich Insurance Group Ltd	NO	
		00000					Zurich Investment Management Limited	.AUS	NIA	Zurich Australia Limited	Ownership	100.000	Zurich Insurance Group Ltd	NO	
		00000					Zurich Investment Services Limited	.BMU	NIA	Zurich Finance Company Ltd	Ownership	100.000	Zurich Insurance Group Ltd	NO	
		00000					Zurich Investments Life S.p.A.	.ITA	IA	Zurich Insurance Company Ltd - Rappresentanza Generale per I	Ownership	100.000	Zurich Insurance Group Ltd	NO	

ANNUAL STATEMENT FOR THE YEAR 2023 OF THE ZURICH AMERICAN INSURANCE COMPANY

SCHEDULE Y

PART 1A - DETAIL OF INSURANCE HOLDING COMPANY SYSTEM

1	2	3	4	5	6	7	8	9	10	11	12	13	14	15	16
Group Code	Group Name	NAIC Company Code	ID Number	Federal RSSD	CIK	Name of Securities Exchange if Publicly Traded (U.S. or International)	Names of Parent, Subsidiaries Or Affiliates	Domiciliary Location	Relationship to Reporting Entity	Directly Controlled by (Name of Entity/Person)	Type of Control (Ownership, Board, Management, Attorney-in-Fact, Influence, Other)	If Control is Ownership Provide Percentage	Ultimate Controlling Entity(ies)/Person(s)	Is an SCA Filing Required? (Yes/No)	*
		00000					ZURICH IRELAND MASTER TRUSTEE DESIGNATED ACTIVITY COMPANY	.IRL	NIA	Zurich Life Assurance plc	Ownership	100.000	Zurich Insurance Group Ltd.	NO	
		00000					Zurich Italy S.p.A.	.ITA	NIA	Zürich Versicherungs-Gesellschaft AG	Ownership	100.000	Zurich Insurance Group Ltd.	NO	
		00000					Zurich JVCompany Servicios Mexico, S.A. DE C.V.	.MEX	NIA	Zurich Santander Seguros Mexico, S.A.	Ownership	99.998	Zurich Insurance Group Ltd.	NO	
		00000					Zurich JVCompany Servicios Mexico, S.A. DE C.V.	.MEX	NIA	Zurich Vida, Compania de Seguros, S.A.	Ownership	0.002	Zurich Insurance Group Ltd.	NO	
		00000					Zurich Kunden Center GmbH	.DEU	NIA	Zurich Beteiligungs-Aktiengesellschaft (Deutschland)	Ownership	100.000	Zurich Insurance Group Ltd.	NO	
		00000	26-0530367				Zurich Latin America Corporation	.FL	NIA	Zurich Holding Company of America, Inc.	Ownership	100.000	Zurich Insurance Group Ltd.	NO	
		00000					Zurich Latin America Holding S.L. - Sociedad Unipersonal	.ESP	NIA	Zurich Lebensversicherungs-Gesellschaft AG	Ownership	100.000	Zurich Insurance Group Ltd.	NO	
		00000					Zurich Latin American Services S.A.	.ARG	IA	Inversiones Suizo-Argentina S.A.	Ownership	6.320	Zurich Insurance Group Ltd.	NO	
		00000					Zurich Latin American Services S.A.	.ARG	IA	Zurich Versicherungs-Gesellschaft AG	Ownership	93.680	Zurich Insurance Group Ltd.	NO	
		00000					Zurich Lebensversicherungs-Gesellschaft AG	.CHE	IA	Zurich Versicherungs-Gesellschaft AG	Ownership	100.000	Zurich Insurance Group Ltd.	NO	
		00000					Zurich Legacy Solutions Services (UK) Limited	.GBR	IA	Zurich Versicherungs-Gesellschaft AG	Ownership	100.000	Zurich Insurance Group Ltd.	YES	
		00000					Zurich Life Assurance plc	.IRL	IA	Zurich Holding Ireland Limited	Ownership	100.000	Zurich Insurance Group Ltd.	NO	
		00000					Zurich Life Insurance (Hong Kong) Limited	.HKG	NIA	Zürich Versicherungs-Gesellschaft AG	Ownership	100.000	Zurich Insurance Group Ltd.	NO	
		00000					Zurich Life Insurance Company Ltd., Representative office Buenos Aires	.ARG	IA	Zürich Lebensversicherungs-Gesellschaft AG	Ownership	100.000	Zurich Insurance Group Ltd.	NO	
		00000					Zurich Life Preparatory Japan Co. Ltd.	.JPN	IA	Zürich Lebensversicherungs-Gesellschaft AG	Ownership	100.000	Zurich Insurance Group Ltd.	NO	
		00000					Zurich LivellEl Services and Solutions AG	.CHE	OTH	Zürich Versicherungs-Gesellschaft AG	Ownership	100.000	Zurich Insurance Group Ltd.	NO	
		00000					Zurich Management (Bermuda) Ltd	.BMU	NIA	Zurich Versicherungs-Gesellschaft AG	Ownership	100.000	Zurich Insurance Group Ltd.	NO	
		00000					Zurich Management Services Limited	.GBR	NIA	Zurich Holdings (UK) Limited	Ownership	100.000	Zurich Insurance Group Ltd.	NO	
		00000					Zurich Minas Brasil Seguros S.A.	.BRA	IA	Zurich Versicherungs-Gesellschaft AG	Ownership	100.000	Zurich Insurance Group Ltd.	NO	
		00000					Zurich Pension Trustees Ireland Limited	.IRL	NIA	Zurich Insurance plc	Ownership	50.000	Zurich Insurance Group Ltd.	NO	
		00000					Zurich Pension Trustees Ireland Limited	.IRL	NIA	Zurich Trustee Services Limited	Ownership	50.000	Zurich Insurance Group Ltd.	NO	
		00000					Zurich Pension Trustees Limited	.GBR	NIA	Zurich Assurance Ltd	Ownership	100.000	Zurich Insurance Group Ltd.	NO	
		00000					Zurich Pensions Management Limited	.GBR	NIA	Allied Dunbar Assurance plc	Ownership	100.000	Zurich Insurance Group Ltd.	NO	
		00000					Zurich Pensionskassen-Beratung AG	.CHE	IA	Zürich Lebensversicherungs-Gesellschaft AG	Ownership	100.000	Zurich Insurance Group Ltd.	NO	
		00000					Zurich Professional Limited	.GBR	NIA	Zurich Holdings (UK) Limited	Ownership	100.000	Zurich Insurance Group Ltd.	NO	
		00000					Zurich Project Finance (UK) Limited	.GBR	NIA	Zürich Versicherungs-Gesellschaft AG	Ownership	100.000	Zurich Insurance Group Ltd.	NO	
		00000					Zurich Properties Pty Limited	.AUS	NIA	Zurich Australia Limited	Ownership	40.001	Zurich Insurance Group Ltd.	NO	
		00000					Zurich Properties Pty Limited	.AUS	NIA	Zurich Australian Insurance Limited	Ownership	59.999	Zurich Insurance Group Ltd.	NO	
		00000					Zurich Property Services Malaysia Sdn Bhd	.MYS	NIA	Zurich Versicherungs-Gesellschaft AG	Ownership	100.000	Zurich Insurance Group Ltd.	NO	
		00000	30-0165071				Zurich Realty, Inc.	.MD	NIA	Zurich Holding Company of America, Inc.	Ownership	100.000	Zurich Insurance Group Ltd.	NO	
		00000					Zurich Rechtsschutz-Schadenservice GmbH	.DEU	NIA	Zürich Beteiligungs-Aktiengesellschaft (Deutschland)	Ownership	100.000	Zurich Insurance Group Ltd.	NO	
		00000					Zurich Resseguradora Brasil S.A.	.BRA	NIA	Zürich Lebensversicherungs-Gesellschaft AG	Ownership	0.001	Zurich Insurance Group Ltd.	NO	
		00000					Zurich Resseguradora Brasil S.A.	.BRA	NIA	Zurich Versicherungs-Gesellschaft AG	Ownership	99.999	Zurich Insurance Group Ltd.	NO	
		00000					Zurich Risk Management Services (India) Private Limited	.IND	NIA	Zürich Rückversicherungs-Gesellschaft AG	Ownership	1.000	Zurich Insurance Group Ltd.	NO	
		00000					Zurich Risk Management Services (India) Private Limited	.IND	NIA	Zurich Versicherungs-Gesellschaft AG	Ownership	99.000	Zurich Insurance Group Ltd.	NO	
		00000					Zurich Rückversicherungs-Gesellschaft AG	.CHE	NIA	Zurich Versicherungs-Gesellschaft AG	Ownership	100.000	Zurich Insurance Group Ltd.	NO	

ANNUAL STATEMENT FOR THE YEAR 2023 OF THE ZURICH AMERICAN INSURANCE COMPANY

SCHEDULE Y

PART 1A - DETAIL OF INSURANCE HOLDING COMPANY SYSTEM

1	2	3	4	5	6	7	8	9	10	11	12	13	14	15	16
Group Code	Group Name	NAIC Company Code	ID Number	Federal RSSD	CIK	Name of Securities Exchange if Publicly Traded (U.S. or International)	Names of Parent, Subsidiaries Or Affiliates	Domiciliary Location	Relationship to Reporting Entity	Directly Controlled by (Name of Entity/Person)	Type of Control (Ownership, Board, Management, Attorney-in-Fact, Influence, Other)	If Control is Ownership Provide Percentage	Ultimate Controlling Entity(ies)/Person(s)	Is an SCA Filing Required? (Yes/No)	*
		00000					Zurich Sander Vermögensverwaltungs AG (Deutschland)	.DEU	OTH	Zürich Beteiligungs-Aktiengesellschaft (Deutschland)	Ownership	32.460	Zurich Insurance Group Ltd.	NO	
		00000					Zurich Sander Vermögensverwaltungs AG (Deutschland)	.DEU	OTH	Deutscher Herold Aktiengesellschaft	Ownership	67.540	Zurich Insurance Group Ltd.	NO	
		00000					Zurich Santander Brasil Odonto LTDA.	.BRA	IA	Zurich Santander Brasil Seguros e Previd ncia S.A.	Ownership	99.000	Zurich Insurance Group Ltd.	NO	
		00000					Zurich Santander Brasil Odonto LTDA.	.BRA	IA	Zurich Santander Brasil Seguros S.A.	Ownership	1.000	Zurich Insurance Group Ltd.	NO	
		00000					Zurich Santander Brasil Seguros e Previd ncia S.A.	.BRA	IA	Zurich Latin America Holding S.L. - Sociedad Unipersonal	Ownership	0.220	Zurich Insurance Group Ltd.	NO	
		00000					Zurich Santander Brasil Seguros e Previd ncia S.A.	.BRA	IA	Zurich Santander Holding (Spain), S.L.	Ownership	99.568	Zurich Insurance Group Ltd.	NO	
		00000					Zurich Santander Brasil Seguros S.A.	.BRA	IA	Zurich Santander Brasil Seguros e Previd ncia S.A.	Ownership	100.000	Zurich Insurance Group Ltd.	NO	
		00000					Zurich Santander Holding (Spain), S.L.	.ESP	NIA	Zurich Santander Insurance America, S.L.	Ownership	100.000	Zurich Insurance Group Ltd.	NO	
		00000					Zurich Santander Holding Dos (Spain), S.L.	.ESP	NIA	Zurich Santander Insurance America, S.L.	Ownership	100.000	Zurich Insurance Group Ltd.	NO	
		00000					Zurich Santander Insurance America, S.L.	.ESP	NIA	Zurich Latin America Holding S.L. - Sociedad Unipersonal	Ownership	51.000	Zurich Insurance Group Ltd.	NO	
		00000					Zurich Santander Seguros Argentina S.A.	.ARG	NIA	Inversiones ZS America SpA	Ownership	4.000	Zurich Insurance Group Ltd.	NO	
		00000					Zurich Santander Seguros Argentina S.A.	.ARG	NIA	Zurich Santander Insurance America, S.L.	Ownership	96.000	Zurich Insurance Group Ltd.	NO	
		00000					Zurich Santander Seguros de Vida Chile S.A.	.CHL	IA	Inversiones ZS America Dos Limitada	Ownership	99.782	Zurich Insurance Group Ltd.	NO	
		00000					Zurich Santander Seguros de Vida Chile S.A.	.CHL	IA	Inversiones ZS America SpA	Ownership	0.218	Zurich Insurance Group Ltd.	NO	
		00000					Zurich Santander Seguros Generales Chile S.A.	.CHL	IA	Inversiones ZS America Dos Limitada	Ownership	99.505	Zurich Insurance Group Ltd.	NO	
		00000					Zurich Santander Seguros Generales Chile S.A.	.CHL	IA	Inversiones ZS America SpA	Ownership	0.495	Zurich Insurance Group Ltd.	NO	
		00000					Zurich Santander Seguros Mexico, S.A.	.MEX	IA	Inversiones ZS America SpA	Ownership	0.001	Zurich Insurance Group Ltd.	NO	
		00000					Zurich Santander Seguros Mexico, S.A.	.MEX	IA	Zurich Santander Insurance America, S.L.	Ownership	99.999	Zurich Insurance Group Ltd.	NO	
		00000					Zurich Schweiz Services AG	.CHE	OTH	Zürich Versicherungs-Gesellschaft AG	Ownership	100.000	Zurich Insurance Group Ltd.	NO	
		00000					Zurich Seguros Ecuador, S.A.	.ECU	IA	Zürich Versicherungs-Gesellschaft AG	Ownership	100.000	Zurich Insurance Group Ltd.	NO	
		00000					Zurich Service GmbH	.DEU	NIA	Zurich Versicherungs-Aktiengesellschaft	Ownership	100.000	Zurich Insurance Group Ltd.	NO	
		00000					Zurich Services (Australia) Pty Limited	.AUS	NIA	Zurich Financial Services Australia Limited	Ownership	100.000	Zurich Insurance Group Ltd.	NO	
		00000					Zurich Services (Hong Kong) Limited	.HKG	NIA	Zurich Insurance Holdings (Hong Kong) Limited	Ownership	99.997	Zurich Insurance Group Ltd.	NO	
		00000					Zurich Services (Hong Kong) Limited	.HKG	NIA	Zürich Versicherungs-Gesellschaft AG	Ownership	0.003	Zurich Insurance Group Ltd.	NO	
		00000					Zurich Services A.I.E.	.ESP	NIA	ALDE Asistencia Seguros y Reaseguros, S.A. - Sociedad Uniper	Ownership	0.001	Zurich Insurance Group Ltd.	NO	
		00000					Zurich Services A.I.E.	.ESP	NIA	Bansabadell Pensiones, E.G.F.P, S.A.	Ownership	0.001	Zurich Insurance Group Ltd.	NO	
		00000					Zurich Services A.I.E.	.ESP	NIA	Bansabadell Seguros Generales, S.A. de Seguros y Reaseguros	Ownership	0.001	Zurich Insurance Group Ltd.	NO	
		00000					Zurich Services A.I.E.	.ESP	NIA	Bansabadell Vida S.A. de Seguros y Reaseguros	Ownership	0.001	Zurich Insurance Group Ltd.	NO	
		00000					Zurich Services A.I.E.	.ESP	NIA	Zurich Insurance plc, Sucursal en Espana	Ownership	97.180	Zurich Insurance Group Ltd.	NO	
		00000					Zurich Services A.I.E.	.ESP	NIA	Zurich Vida, Compania de Seguros y Reaseguros, S.A. - Sociad	Ownership	2.816	Zurich Insurance Group Ltd.	NO	
		00000					Zurich Services Company (Pty) Ltd	.AUS	IA	Zürich Versicherungs-Gesellschaft AG	Ownership	100.000	Zurich Insurance Group Ltd.	NO	
		00000	35-2546417				Zurich Services US, LLC	.DE	NIA	Farmers Group, Inc.	Ownership	50.000	Zurich Insurance Group Ltd.	NO	
		00000	35-2546417				Zurich Services US, LLC	.DE	NIA	Zurich Holding Company of America, Inc.	Ownership	50.000	Zurich Insurance Group Ltd.	NO	
		00000					Zurich Servicios de Mexico, S.A. de C.V.	.MEX	NIA	Zurich Vida, Compania de Seguros, S.A.	Ownership	90.000	Zurich Insurance Group Ltd.	NO	
		00000					Zurich Servicios de Mexico, S.A. de C.V.	.MEX	NIA	Zurich, Compania de Seguros, S.A.	Ownership	10.000	Zurich Insurance Group Ltd.	NO	

ANNUAL STATEMENT FOR THE YEAR 2023 OF THE ZURICH AMERICAN INSURANCE COMPANY

SCHEDULE Y

PART 1A - DETAIL OF INSURANCE HOLDING COMPANY SYSTEM

1	2	3	4	5	6	7	8	9	10	11	12	13	14	15	16
Group Code	Group Name	NAIC Company Code	ID Number	Federal RSSD	CIK	Name of Securities Exchange if Publicly Traded (U.S. or International)	Names of Parent, Subsidiaries Or Affiliates	Domiciliary Location	Relationship to Reporting Entity	Directly Controlled by (Name of Entity/Person)	Type of Control (Ownership, Board, Management, Attorney-in-Fact, Influence, Other)	If Control is Ownership Provide Percentage	Ultimate Controlling Entity(ies)/Person(s)	Is an SCA Filing Required? (Yes/No)	*
		00000					ZURICH SERVICIOS DIRECTO ESPAÑA, S.L.	.ESP	NIA	Zurich Insurance Mobile Solutions AG	Ownership	100.000	Zurich Insurance Group Ltd.	NO	
		00000					Zurich Servicios y Soporte México, S.A. de C.V.	.MEX	NIA	Zürich Lebensversicherungs-Gesellschaft AG	Ownership	0.020	Zurich Insurance Group Ltd.	NO	
		00000					Zurich Servicios y Soporte México, S.A. de C.V.	.MEX	NIA	Zürich Versicherungs-Gesellschaft AG	Ownership	99.980	Zurich Insurance Group Ltd.	NO	
		00000					Zurich Shared Services S.A.	.CHL	NIA	Inversiones Suizo Chilena S.A.	Ownership	99.987	Zurich Insurance Group Ltd.	NO	
		00000					Zurich Shared Services S.A.	.CHL	NIA	Zurich Investments Chile S.A.	Ownership	0.013	Zurich Insurance Group Ltd.	NO	
		00000					Zurich Sigorta A.S.	.TUR	IA	Zurich Versicherungs-Gesellschaft AG	Ownership	100.000	Zurich Insurance Group Ltd.	NO	8
		00000					Zurich Small Amount and Short Term Insurance Ltd	.JPN	NIA	Zürich Versicherungs-Gesellschaft AG	Ownership	100.000	Zurich Insurance Group Ltd.	NO	9
		00000					Zurich South America Invest AB	.SWE	NIA	Zurich Versicherungs-Gesellschaft AG	Ownership	100.000	Zurich Insurance Group Ltd.	NO	
		00000					Zurich Specialties London Limited	.GBR	NIA	Zurich Holdings (UK) Limited	Ownership	100.000	Zurich Insurance Group Ltd.	NO	
		00000					Zurich Structured Finance, Inc.	.DE	NIA	Zurich Finance Company Ltd	Ownership	100.000	Zurich Insurance Group Ltd.	NO	
		00000					Zurich Takaful Malaysia Berhad (ZTMB)	.MYS	NIA	Zurich Versicherungs-Gesellschaft AG	Ownership	100.000	Zurich Insurance Group Ltd.	NO	
		00000					Zurich Technical and Consulting Services (Beijing) Co. Ltd.	.CHN	NIA	Zurich Insurance Holdings (Hong Kong) Limited	Ownership	100.000	Zurich Insurance Group Ltd.	NO	
		00000					Zurich Technical Development (China) Limited	.CHN	NIA	Zurich Insurance Holdings (Hong Kong) Limited	Ownership	100.000	Zurich Insurance Group Ltd.	NO	
		00000					Zurich Technology Malaysia Sdn Bhd	.MYS	NIA	Zurich Technology Services Malaysia Sdn Bhd	Ownership	100.000	Zurich Insurance Group Ltd.	NO	
		00000					Zurich Technology Services Malaysia Sdn Bhd	.MYS	NIA	Zurich Versicherungs-Gesellschaft AG	Ownership	100.000	Zurich Insurance Group Ltd.	NO	
		00000					Zurich Transitional Services Limited	.GBR	NIA	Zurich Holdings (UK) Limited	Ownership	100.000	Zurich Insurance Group Ltd.	NO	
		00000					Zurich Travel Solutions Pty Limited	.AUS	NIA	Zürich Versicherungs-Gesellschaft AG	Ownership	100.000	Zurich Insurance Group Ltd.	NO	
		00000					Zurich Treasury Services Limited	.IRL	NIA	Zurich Financial Services EUB Holdings Limited	Ownership	100.000	Zurich Insurance Group Ltd.	NO	
		00000					Zurich Trustee Services Limited	.IRL	NIA	Zurich Life Assurance plc	Ownership	100.000	Zurich Insurance Group Ltd.	NO	
		00000					Zurich UK General Employee Services Limited	.GBR	NIA	Zurich UK General Services Limited	Ownership	100.000	Zurich Insurance Group Ltd.	NO	
		00000					Zurich UK General Services Limited	.GBR	NIA	Zurich Holdings (UK) Limited	Ownership	100.000	Zurich Insurance Group Ltd.	NO	
		00000	AA-1220080				Zurich Versicherungs-Aktiengesellschaft	.AUT	IA	Zurich Versicherungs-Gesellschaft AG	Ownership	99.981	Zurich Insurance Group Ltd.	NO	
		00000	AA-1460190				Zurich Versicherungs-Gesellschaft AG	.CHE	IA	Zurich Insurance Group Ltd.	Ownership	100.000	Zurich Insurance Group Ltd.	YES	
		00000					Zurich Vida e Previdência S.A.	.BRA	IA	Zurich Minas Brasil Seguros S.A.	Ownership	100.000	Zurich Insurance Group Ltd.	NO	
		00000					Zurich Vida, Compañía de Seguros y Reaseguros, S.A. - Socied	.ESP	IA	Zurich Lebensversicherungs-Gesellschaft AG	Ownership	100.000	Zurich Insurance Group Ltd.	NO	
		00000	AA-1840022				Zurich Vida, Compañía de Seguros, S.A.	.MEX	IA	Zurich Versicherungs-Gesellschaft AG	Ownership	100.000	Zurich Insurance Group Ltd.	NO	
		00000	AA-2734111				Zurich Vorsorge-Beratungs und Vertriebs GmbH (Deutschland)	.DEU	NIA	Zürich Beteiligungs-Aktiengesellschaft (Deutschland)	Ownership	100.000	Zurich Insurance Group Ltd.	NO	
		00000					Zurich Whiteley Investment Trust Limited	.GBR	NIA	Zurich Insurance plc	Ownership	100.000	Zurich Insurance Group Ltd.	NO	
		00000					Zurich Whiteley Trust Limited	.GBR	NIA	Zurich Whiteley Investment Trust Limited	Ownership	100.000	Zurich Insurance Group Ltd.	NO	
		00000					Zurich Workplace Solutions (Middle East) Limited	.ARE	NIA	Zurich International Life Limited	Ownership	100.000	Zurich Insurance Group Ltd.	NO	

Asterisk	Explanation
	Note 1: Farmers Insurance Exchange is a California interinsurance exchange owned by its policyholders. Its attorney-in-fact is Farmers Group, Inc. dba Farmers Underwriters Association, which is a subsidiary of Zurich Insurance Group Ltd.
	Note 2: Farmers Group Inc, as attorney-in-fact for Farmers Insurance Exchange, provides management services to Farmers Texas County Mutual Insurance Company.
	Note 3: Fire Insurance Exchange is a California interinsurance exchange owned by its policyholders. Its attorney-in-fact is Fire Underwriters Association, which is a subsidiary of Zurich Insurance Group Ltd.
	Note 4: Foremost County Mutual Insurance Company is a Texas County mutual insurance company managed by Foremost Insurance Company Grand Rapids, Michigan.
	Note 5: Foremost Lloyds of Texas underwriters are officers and/or directors of Foremost Insurance Company Grand Rapids, Michigan.

ANNUAL STATEMENT FOR THE YEAR 2023 OF THE ZURICH AMERICAN INSURANCE COMPANY

Asterisk	Explanation
.....	Note 6: Truck Insurance Exchange is a California interinsurance exchange owned by its policyholders. Its attorney-in-fact is Truck Underwriters Association, which is a subsidiary of Zurich Insurance Group Ltd.
.....	Note 7: Zurich Insurance Plc operates branches in the following countries: Italy (AA-1364106), Portugal (AA-1820001), Spain (AA-1840150), and United Kingdom (AA-1780059).
.....	Note 8: Zurich Versicherungs-Aktiengesellschaft operates a branch in Germany (AA-1340017)
.....	Note 9: Zurich Versicherungs-Gesellschaft AG also known as Zurich Insurance Company, Ltd operates branches in the following countries: Bermuda (AA-3190825), Canada (AA-1560999), Hong Kong (AA-5324112), Ireland (AA-1780042), Japan (AA-1584115), and Singapore (AA-5760036). It also operates a management entity Alpina International (AA-1460010) in Switzerland.
.....	Note 10: An affiliate entity is the attorney-in-fact of Farmers Insurance Exchange, Fire Insurance Exchange and Truck Insurance Exchange (collectively Exchanges). The reporting entity's relationship to the Exchanges, their subsidiaries, and the affiliates that they manage is classified as OTHER.
.....	Note 11: This company is a subsidiary of Zurich Insurance Group Ltd., and is an affiliate of Farmers Group, Inc.
.....	Note 12: Farmers Lloyds Insurance Company of Texas is a Texas company managed by Farmers Lloyds, Inc.

ANNUAL STATEMENT FOR THE YEAR 2023 OF THE ZURICH AMERICAN INSURANCE COMPANY

SCHEDULE Y

PART 2 - SUMMARY OF INSURER'S TRANSACTIONS WITH ANY AFFILIATES

1	2	3	4	5	6	7	8	9	10	11	12	13
NAIC Company Code	ID Number	Names of Insurers and Parent, Subsidiaries or Affiliates	Shareholder Dividends	Capital Contributions	Purchases, Sales or Exchanges of Loans, Securities, Real Estate, Mortgage Loans or Other Investments	Income/ (Disbursements) Incurred in Connection with Guarantees or Undertakings for the Benefit of any Affiliate(s)	Management Agreements and Service Contracts	Income/ (Disbursements) Incurred Under Reinsurance Agreements	*	Any Other Material Activity Not in the Ordinary Course of the Insurer's Business	Totals	Reinsurance Recoverable/ (Payable) on Losses and/or Reserve Credit Taken/(Liability)
25232	22-3398993	21st Century Advantage Insurance Company	(10,200,000)								(10,200,000)	
36404	95-4136306	21st Century Casualty Company										22,767,218
34789	23-2044095	21st Century Centennial Insurance Company										72,292,278
12963	95-2565072	21st Century Insurance Company										347,539,981
32220	13-3333609	21st Century North America Insurance Company	10,200,000								10,200,000	3,932,923
20796	22-1721971	21st Century Premier Insurance Company										8,859,095
10245	86-0812982	American Federation Insurance Company										8,080,253
26247	36-6071400	American Guarantee and Liability Insurance Company	(4,000,000)					(57,446)			(4,057,446)	417,236,976
10805	13-3953213	American Pacific Insurance Company, Inc.										247,830
40142	36-3141762	American Zurich Insurance Company	(2,000,000)								(2,000,000)	5,602,971
11034	34-1893500	Bristol West Casualty Insurance Company										21,198,001
	13-3994449	Bristol West Holdings, Inc.		(24,000,000)							(24,000,000)	
19658	38-1865162	Bristol West Insurance Company		24,000,000							24,000,000	321,102,955
12774	86-1174452	Bristol West Preferred Insurance Company										41,984,158
80896	04-1589940	Centre Life Insurance Company										1,237,940,315
	AA-3190673	Centre Reinsurance (U.S.) Limited										(1,951,679)
	AA-3190822	Centre Solutions (U.S.) Limited						(3,345,853)			(3,345,853)	(267,930,274)
		Centre Solutions Limited										(7,511)
	AA-2280100	Chilena Consolidada Seguros Generales S.A										
								4,978			4,978	(8,876)
10315	95-4528269	Civic Property & Casualty Company										(191,585,127)
		Coast National Holding Company	24,000,000								24,000,000	
25089	33-0246701	Coast National Insurance Company	(24,000,000)	(24,000,000)							(48,000,000)	376,769,450
34347	52-1096670	Colonial American Casualty & Surety Company										73,501
22926	36-1022580	Economy Fire & Casualty Company										216,489,822
38067	36-3027848	Economy Preferred Insurance Company										293,695,880
40649	36-3105737	Economy Premier Assurance Company										381,828,954
21326	47-6022701	Empire Fire and Marine Insurance Company	(1,500,000)								(1,500,000)	(218,451)
21334	73-6091717	Empire Indemnity Insurance Company										
10318	95-4528266	Exact Property & Casualty Company										(193,444,558)
40169	05-0393243	Farmers Casualty Insurance Company										583,766,887
25321	23-1903575	Farmers Direct Property and Casualty Insurance Company										412,687,184
	95-3003951	Farmers General Insurance Agency, Inc.	(5,000,000)								(5,000,000)	
34339	13-2915260	Farmers Group Property and Casualty Insurance Company										773,880,899
	95-0725935	Farmers Group, Inc.	1,200,000,000				3,420,306,897				4,620,306,897	
21598	95-2626387	Farmers Insurance Company of Arizona										470,781,439
21601	95-2626385	Farmers Insurance Company of Idaho										(53,515,127)
21636	95-2655893	Farmers Insurance Company of Oregon					(255,193,076)				(255,193,076)	(1,130,346,122)
21644	95-2655894	Farmers Insurance Company of Washington										(145,924,560)

ANNUAL STATEMENT FOR THE YEAR 2023 OF THE ZURICH AMERICAN INSURANCE COMPANY

SCHEDULE Y

PART 2 - SUMMARY OF INSURER'S TRANSACTIONS WITH ANY AFFILIATES

1	2	3	4	5	6	7	8	9	10	11	12	13
NAIC Company Code	ID Number	Names of Insurers and Parent, Subsidiaries or Affiliates	Shareholder Dividends	Capital Contributions	Purchases, Sales or Exchanges of Loans, Securities, Real Estate, Mortgage Loans or Other Investments	Income/ (Disbursements) Incurred in Connection with Guarantees or Undertakings for the Benefit of any Affiliate(s)	Management Agreements and Service Contracts	Income/ (Disbursements) Incurred Under Reinsurance Agreements	*	Any Other Material Activity Not in the Ordinary Course of the Insurer's Business	Totals	Reinsurance Recoverable/ (Payable) on Losses and/or Reserve Credit Taken/(Liability)
21628	48-0609012	Farmers Insurance Company, Inc.										613,970,950
21652	95-2575893	Farmers Insurance Exchange		(30,000,000)			(2,114,157,374)	146,366,718			(1,997,790,656)	(10,414,146,248)
		Farmers Insurance Hawaii, Inc.										6,090,107
36889	31-0956373	Farmers Insurance of Columbus Inc.										(115,513,674)
13938	75-2483187	Farmers Lloyds Insurance Company of Texas										82,871,502
10806	36-4165395	Farmers New Century Insurance Company										(74,670,276)
63177	91-0335750	Farmers New World Life Insurance Company	(1,200,000,000)				(352,830,123)				(1,552,830,123)	
26298	13-2725441	Farmers Property & Casualty Insurance Company	5,000,000					162,335,082			167,335,082	1,261,259,369
10873	95-4650862	Farmers Reinsurance Company										(473,742,373)
43699	59-2326047	Farmers Specialty Insurance Company										19,093,721
24392	74-1067657	Farmers Texas County Mutual Insurance Company										1,165,134,312
		Fidelity and Deposit Company of Maryland	(24,000,000)					(26,598)			(24,026,598)	(35,208,490)
21660	95-6235715	Fire Insurance Exchange					(273,421,153)	(477,259,019)			(750,680,172)	(18,234,203)
	95-2670247	Fire Underwriters Association					310,606,430				310,606,430	
29254	38-1721730	Foremost County Mutual Insurance Company										295,103,495
11185	38-1407533	Foremost Insurance Company Grand Rapids, Michigan					(137,010,118)				(137,010,118)	2,998,886,128
41688	75-1779175	Foremost Lloyds of Texas										193,957,480
11800	35-1604635	Foremost Property & Casualty Insurance Company										136,929,554
41513	38-2430150	Foremost Signature Insurance Company										83,639,339
	AA-1460150	Harper Versicherungs AG										
21679	36-2661515	Illinois Farmers Insurance Company		30,000,000							30,000,000	165,216,531
21687	95-6016640	Mid Century Insurance Company					(583,298,460)	(169,376,487)			(752,674,946)	324,091,872
28673	74-2448744	Mid Century Insurance Company of Texas										243,931,080
10317	95-4528264	Neighborhood Spirit Property & Casualty Company										(185,805,289)
		PT Asuransi Adira Dinamika Tbk										460
	AA-5360007	PT Zurich Insurance Indonesia						183			183	
39039	41-1375004	Rural Community Insurance Company	(19,000,000)								(19,000,000)	61,407
33120	65-0109120	Security National Insurance Company		24,000,000							24,000,000	392,035,966
26387	52-0981481	Steadfast Insurance Company	(5,000,000)								(5,000,000)	(94,981,614)
21695	94-1663548	Texas Farmers Insurance Company										540,025,698
44245	13-3551577	Toggle Insurance Company										143,662,726
21709	95-2575892	Truck Insurance Exchange					(282,535,191)	338,351,610			55,816,419	1,296,093,110
	95-2670330	Truck Underwriters Association					267,588,168				267,588,168	
41181	43-1249228	Universal Underwriters Insurance Company	(3,000,000)					(3,240)			(3,003,240)	1,312,470,233
16535	36-4233459	Zurich American Insurance Company	(1,921,000,000)					523,204,129			(1,397,795,871)	13,495,731,806
27855	36-2781080	Zurich American Insurance Company of Illinois	(1,500,000)								(1,500,000)	789,255
90557	36-3050975	Zurich American Life Insurance Company		24,000,000			(56,000)				23,944,000	1,314,637,983

ANNUAL STATEMENT FOR THE YEAR 2023 OF THE ZURICH AMERICAN INSURANCE COMPANY

SCHEDULE Y

PART 2 - SUMMARY OF INSURER'S TRANSACTIONS WITH ANY AFFILIATES

1	2	3	4	5	6	7	8	9	10	11	12	13
NAIC Company Code	ID Number	Names of Insurers and Parent, Subsidiaries or Affiliates	Shareholder Dividends	Capital Contributions	Purchases, Sales or Exchanges of Loans, Securities, Real Estate, Mortgage Loans or Other Investments	Income/ (Disbursements) Incurred in Connection with Guarantees or Undertakings for the Benefit of any Affiliate(s)	Management Agreements and Service Contracts	Income/ (Disbursements) Incurred Under Reinsurance Agreements	*	Any Other Material Activity Not in the Ordinary Course of the Insurer's Business	Totals	Reinsurance Recoverable/ (Payable) on Losses and/or Reserve Credit Taken/(Liability)
..... 14178	27-4746162	Zurich American Life Insurance Company of New York 17,937,633
.....	AA-2130022	Zurich Argentina Cia. de Seguros S.A. (5) (5) 16,624
.....	AA-1930995	Zurich Australian Ins LTD. 1,479,767 1,479,767 (14,776,012)
.....	Zurich Brasil Seguros SA
.....	AA-0053640	Zurich F&I RE T&C LTD (97,062) (97,062) (1,311,226,333)
.....	AA-3190947	Zurich Global (Bermuda) Ltd. (2,626,799,180) (2,626,799,180) (6,426,998,021)
.....	AA-3190947	Zurich Global Ltd (1,418,854,549)
.....	36-3096373	Zurich Holding Company of America 1,981,000,000 (24,000,000) 1,957,000,000
.....	AA-5760036	Zurich Insurance Company (Singapore Branch) 1,208,660 1,208,660 28,798,600
.....	AA-1560999	Zurich Insurance Company Head Office of Canada (12,781,096) (12,781,096) (26,815,035)
.....	AA-5324112	Zurich Insurance Company HK Branch 1,658,378 1,658,378 (128,050,266)
.....	AA-1460190	Zurich Insurance Company Ltd 21,405,985 21,405,985 (1,262,421,525)
.....	AA-1584115	Zurich Insurance Company Ltd. Japan Branch
.....	AA-1780059	Zurich Insurance Plc - UK Branch 2,350,563 2,350,563 4,051,218
.....	AA-1364106	Zurich Insurance plc, Italy Branch 4,129,610 4,129,610 82,379,912
.....	AA-3190185	Zurich Insurance plc, Italy Branch 92,749 92,749 (276,478)
.....	AA-1120018	Zurich International (Bermuda) Ltd (2,785,036) (2,785,036) (20,232,616)
.....	AA-1864102	Zurich International (UK) Limited 1,904 1,904 61,303
.....	AA-1840022	Zurich Sigorta A.S. 359,267 359,267 907,792
.....	AA-1460190	Zurich Spain (Alora) (481,597) (481,597) 999,782
.....	AA-1460190	Zurich Vers GES AG - Switzerland 1,984,816,903 1,984,816,903 (4,739,595,220)
.....	AA-1460190	Zurich Vers GES AG - UK Branch 6,805,900 6,805,900 90,019,317
.....	AA-1460190	Zurich Vers GES AG Bermuda 97,079,524 97,079,524 (3,607,273,352)
.....	Zurich Vers Gesell AG, Regio Zurich (2,162,229) (2,162,229) 16,854,647
.....	AA-1220080	Zurich Versicherung Aktiengesellschaft 3,376,950 3,376,950 7,214,445
.....	AA-2734111	Zurich, Compania de Seguros, S.A. 145,987 145,987 69,530
9999999	Control Totals								XXX			

*Please refer to Note 26 for an explanation of Farmers Insurance Group of Companies Intercompany Pooling Agreement. A reinsurance pooling agreement between certain members of the Farmers Insurance Group of Companies became effective on December 31, 1985 and was modified as of January 1, 1992, as of January 1, 1993, as of January 1, 1994, January 1, 1998, January 1, 1999. The pooling participants and their respective shares are as follows:

	1991 & Prior	1992	1993	1994 - 1997	1998	1999 - Present
Farmers Insurance Exchange	71.61	64.00	66.46	68.76	68.01	51.75
Truck Insurance Exchange	10.42	10.24	9.00	8.65	8.65	7.75
Fire Insurance Exchange	9.93	10.00	10.00	8.05	8.05	7.50
Farmers Insurance Company of Oregon	4.28	10.00	10.24	10.24	10.24	7.00
Mid-Century Insurance Company	1.46	1.46	.00	.00	.00	16.00
Texas Farmers Insurance Company	1.03	1.03	1.03	1.03	1.03	1.00
Farmers Insurance Company, Inc.	.65	.65	.65	.65	.65	0.75
Illinois Farmers Insurance Company	.62	.62	.62	.62	.62	0.75
Farmers Insurance Company of Washington	.00	2.00	2.00	2.00	2.00	2.00
Farmers New Century Insurance Company	.00	.00	.00	.00	0.75	0.75
Farmers Insurance Co of Idaho	.00	.00	.00	.00	.00	0.75
Farmers Insurance of Columbus Inc.	.00	.00	.00	.00	.00	1.00
Civic Property & Casualty Company	.00	.00	.00	.00	.00	1.00
Exact Property & Casualty Co.	.00	.00	.00	.00	.00	1.00
Neighborhood Spirit Property & Cas. Co	.00	.00	.00	.00	.00	1.00

ANNUAL STATEMENT FOR THE YEAR 2023 OF THE ZURICH AMERICAN INSURANCE COMPANY

SCHEDULE Y

PART 3 - ULTIMATE CONTROLLING PARTY AND LISTING OF OTHER U.S. INSURANCE GROUPS OR ENTITIES UNDER THAT ULTIMATE CONTROLLING PARTY'S CONTROL

1 Insurers in Holding Company	2 Owners with Greater Than 10% Ownership	3 Ownership Percentage Column 2 of Column 1	4 Granted Disclaimer of Control/ Affiliation of Column 2 Over Column 1 (Yes/No)	5 Ultimate Controlling Party	6 U.S. Insurance Groups or Entities Controlled by Column 5	7 Ownership Percentage (Column 5 of Column 6)	8 Granted Disclaimer of Control/ Affiliation of Column 5 Over Column 6 (Yes/No)
21st Century Casualty Company	21st Century Insurance Group	100.000	NO	Farmers Insurance Exchange	Farmers Insurance Group	100.000	NO
21st Century Centennial Insurance Company	Mid-Century Insurance Company	100.000	NO	Farmers Insurance Exchange	Farmers Insurance Group	100.000	NO
21st Century Insurance Company	21st Century Insurance Group	100.000	NO	Farmers Insurance Exchange	Farmers Insurance Group	100.000	NO
21st Century North America Insurance Company	Mid-Century Insurance Company	100.000	NO	Farmers Insurance Exchange	Farmers Insurance Group	100.000	NO
21st Century Pinnacle Insurance Company	21st Century North America Insurance Company	100.000	NO	Farmers Insurance Exchange	Farmers Insurance Group	100.000	NO
21st Century Premier Insurance Company	21st Century Centennial Insurance Company	100.000	NO	Farmers Insurance Exchange	Farmers Insurance Group	100.000	NO
American Federation Insurance Company	21st Century Insurance Group	100.000	NO	Farmers Insurance Exchange	Farmers Insurance Group	100.000	NO
American Guarantee and Liability Insurance Company	Zurich American Insurance Company	100.000	NO	Zurich Insurance Group Ltd.	Zurich U.S. Insurance Pool Group	100.000	NO
American Pacific Insurance Company, Inc.	Farmers Insurance Hawaii, Inc.	100.000	NO	Farmers Insurance Exchange	Farmers Insurance Group	100.000	NO
American Zurich Insurance Company	Steadfast Insurance Company	100.000	NO	Zurich Insurance Group Ltd.	Zurich U.S. Insurance Pool Group	100.000	NO
Bristol West Casualty Insurance Company	Coast National Insurance Company	100.000	NO	Farmers Insurance Exchange	Farmers Insurance Group	100.000	NO
Bristol West Insurance Company	Coast National Insurance Company	100.000	NO	Farmers Insurance Exchange	Farmers Insurance Group	100.000	NO
Bristol West Preferred Insurance Company	Bristol West Holdings, Inc.	100.000	NO	Farmers Insurance Exchange	Farmers Insurance Group	100.000	NO
Centre Insurance Company	Centre Solutions (U.S.) Limited	100.000	NO	Zurich Insurance Group Ltd.	Zurich Ins Group	100.000	NO
Centre Life Insurance Company	Centre Solutions (U.S.) Limited	100.000	NO	Zurich Insurance Group Ltd.	Zurich Ins Group	100.000	NO
Civic Property and Casualty Company	Fire Insurance Exchange	80.000	NO	Fire Insurance Exchange	Farmers Insurance Group	80.000	NO
Civic Property and Casualty Company	Truck Insurance Exchange	20.000	NO	Fire Insurance Exchange	Farmers Insurance Group	20.000	NO
Coast National Insurance Company	Coast National Holding Company	100.000	NO	Farmers Insurance Exchange	Farmers Insurance Group	100.000	NO
Colonial American Casualty and Surety Company	Fidelity and Deposit Company of Maryland	100.000	NO	Zurich Insurance Group Ltd.	Zurich U.S. Insurance Pool Group	100.000	NO
Economy Fire & Casualty Company	Farmers Property and Casualty Insurance Company	100.000	NO	Farmers Insurance Exchange	Farmers Insurance Group	100.000	NO
Economy Preferred Insurance Company	Economy Fire & Casualty Company	100.000	NO	Farmers Insurance Exchange	Farmers Insurance Group	100.000	NO
Economy Premier Assurance Company	Economy Fire & Casualty Company	100.000	NO	Farmers Insurance Exchange	Farmers Insurance Group	100.000	NO
Empire Fire and Marine Insurance Company	Zurich American Insurance Company	100.000	NO	Zurich Insurance Group Ltd.	Zurich U.S. Insurance Pool Group	100.000	NO
Empire Indemnity Insurance Company	Zurich American Insurance Company	100.000	NO	Zurich Insurance Group Ltd.	Zurich U.S. Insurance Pool Group	100.000	NO
Exact Property and Casualty Company	Fire Insurance Exchange	80.000	NO	Fire Insurance Exchange	Farmers Insurance Group	80.000	NO
Exact Property and Casualty Company	Truck Insurance Exchange	20.000	NO	Fire Insurance Exchange	Farmers Insurance Group	20.000	NO
Farmers Casualty Insurance Company	Farmers Property and Casualty Insurance Company	100.000	NO	Farmers Insurance Exchange	Farmers Insurance Group	100.000	NO
Farmers Direct Property and Casualty Insurance Company	Farmers Property and Casualty Insurance Company	100.000	NO	Farmers Insurance Exchange	Farmers Insurance Group	100.000	NO
Farmers General Insurance Agency, Inc.	FIG Leasing Co, Inc.	100.000	NO	Zurich Insurance Group Ltd.	Farmers Insurance Group	100.000	NO
Farmers Group Property and Casualty Insurance Company	Farmers Property and Casualty Insurance Company	100.000	NO	Farmers Insurance Exchange	Farmers Insurance Group	100.000	NO
Farmers Insurance Company of Arizona	Farmers Insurance Exchange	70.000	NO	Farmers Insurance Exchange	Farmers Insurance Group	70.000	NO
Farmers Insurance Company of Arizona	Truck Insurance Exchange	20.000	NO	Farmers Insurance Exchange	Farmers Insurance Group	20.000	NO
Farmers Insurance Company of Idaho	Farmers Insurance Exchange	80.000	NO	Farmers Insurance Exchange	Farmers Insurance Group	80.000	NO
Farmers Insurance Company of Idaho	Truck Insurance Exchange	13.300	NO	Farmers Insurance Exchange	Farmers Insurance Group	13.300	NO
Farmers Insurance Company of Oregon	Farmers Insurance Exchange	80.000	NO	Farmers Insurance Exchange	Farmers Insurance Group	80.000	NO
Farmers Insurance Company of Oregon	Truck Insurance Exchange	20.000	NO	Farmers Insurance Exchange	Farmers Insurance Group	20.000	NO
Farmers Insurance Company of Washington	Fire Insurance Exchange	80.000	NO	Fire Insurance Exchange	Farmers Insurance Group	80.000	NO
Farmers Insurance Company of Washington	Truck Insurance Exchange	20.000	NO	Fire Insurance Exchange	Farmers Insurance Group	20.000	NO
Farmers Insurance Company, Inc.	Farmers Insurance Exchange	90.000	NO	Farmers Insurance Exchange	Farmers Insurance Group	90.000	NO
Farmers Insurance Exchange	See Note 1		NO		Farmers Insurance Group		NO
Farmers Insurance Hawaii, Inc.	Mid-Century Insurance Company	100.000	NO	Farmers Insurance Exchange	Farmers Insurance Group	100.000	NO
Farmers Insurance of Columbus, Inc.	Farmers Insurance Exchange	100.000	NO	Farmers Insurance Exchange	Farmers Insurance Group	100.000	NO
Farmers Lloyds Insurance Company of Texas	See Note 11		NO	Farmers Insurance Exchange	Farmers Insurance Group		NO

ANNUAL STATEMENT FOR THE YEAR 2023 OF THE ZURICH AMERICAN INSURANCE COMPANY

SCHEDULE Y

PART 3 - ULTIMATE CONTROLLING PARTY AND LISTING OF OTHER U.S. INSURANCE GROUPS OR ENTITIES UNDER THAT ULTIMATE CONTROLLING PARTY'S CONTROL

1 Insurers in Holding Company	2 Owners with Greater Than 10% Ownership	3 Ownership Percentage Column 2 of Column 1	4 Granted Disclaimer of Control/ Affiliation of Column 2 Over Column 1 (Yes/No)	5 Ultimate Controlling Party	6 U.S. Insurance Groups or Entities Controlled by Column 5	7 Ownership Percentage (Column 5 of Column 6)	8 Granted Disclaimer of Control/ Affiliation of Column 5 Over Column 6 (Yes/No)
Farmers New Century Insurance Company	Illinois Farmers Insurance Company	100.000	NO	Farmers Insurance Exchange	Farmers Insurance Group	100.000	NO
Farmers New World Life Insurance Company	Farmers Group, Inc.	100.000	NO	Zurich Insurance Group Ltd.	Zurich Ins Group	100.000	NO
Farmers Property and Casualty Insurance Company	Farmers Insurance Exchange	80.000	NO	Farmers Insurance Exchange	Farmers Insurance Group	80.000	NO
Farmers Reinsurance Company	Farmers Group, Inc.	100.000	NO	Zurich Insurance Group Ltd.	Zurich Ins Group	100.000	NO
Farmers Specialty Insurance Company	Foremost Insurance Company Grand Rapids, Michigan ..	100.000	NO	Farmers Insurance Exchange	Farmers Insurance Group	100.000	NO
Farmers Texas County Mutual Insurance Company	See Note 2		NO	Farmers Insurance Exchange	Farmers Insurance Group		NO
Fidelity and Deposit Company of Maryland	Zurich American Insurance Company	100.000	NO	Zurich Insurance Group Ltd.	Zurich U.S. Insurance Pool Group	100.000	NO
Fire Insurance Exchange	See Note 3		NO		Farmers Insurance Group		NO
Foremost County Mutual Insurance Company	See Note 4		NO	Farmers Insurance Exchange	Farmers Insurance Group		NO
Foremost Insurance Company Grand Rapids, Michigan ..	Farmers Insurance Exchange	80.000	NO	Farmers Insurance Exchange	Farmers Insurance Group	80.000	NO
Foremost Lloyds of Texas	See Note 5		NO	Farmers Insurance Exchange	Farmers Insurance Group		NO
Foremost Property & Casualty Insurance Company	Foremost Insurance Company Grand Rapids, Michigan ..	100.000	NO	Farmers Insurance Exchange	Farmers Insurance Group	100.000	NO
Foremost Signature Insurance Company	Foremost Insurance Company Grand Rapids, Michigan ..	100.000	NO	Farmers Insurance Exchange	Farmers Insurance Group	100.000	NO
Illinois Farmers Insurance Company	Farmers Insurance Exchange	100.000	NO	Farmers Insurance Exchange	Farmers Insurance Group	100.000	NO
Mid-Century Insurance Company	Farmers Insurance Exchange	80.000	NO	Farmers Insurance Exchange	Farmers Insurance Group	80.000	NO
Mid-Century Insurance Company of Texas	Farmers Insurance Exchange	100.000	NO	Farmers Insurance Exchange	Farmers Insurance Group	100.000	NO
Neighborhood Spirit Property and Casualty Company ..	Fire Insurance Exchange	80.000	NO	Fire Insurance Exchange	Farmers Insurance Group	80.000	NO
Neighborhood Spirit Property and Casualty Company ..	Truck Insurance Exchange	20.000	NO	Fire Insurance Exchange	Farmers Insurance Group	20.000	NO
Rural Community Insurance Company	Zurich American Insurance Company	100.000	NO	Zurich Insurance Group Ltd.	Zurich Ins Group	100.000	NO
Security National Insurance Company	Bristol West Holdings, Inc.	100.000	NO	Farmers Insurance Exchange	Farmers Insurance Group	100.000	NO
Steadfast Insurance Company	Zurich American Insurance Company	100.000	NO	Zurich Insurance Group Ltd.	Zurich U.S. Insurance Pool Group	100.000	NO
Texas Farmers Insurance Company	Farmers Insurance Exchange	86.280	NO	Farmers Insurance Exchange	Farmers Insurance Group	86.280	NO
Texas Farmers Insurance Company	Mid-Century Insurance Company	13.720	NO	Farmers Insurance Exchange	Farmers Insurance Group	13.720	NO
Toggle Insurance Company	Mid-Century Insurance Company	100.000	NO	Farmers Insurance Exchange	Farmers Insurance Group	100.000	NO
Truck Insurance Exchange	See Note 6		NO		Farmers Insurance Group		NO
Universal Underwriters Insurance Company	Zurich American Insurance Company	100.000	NO	Zurich Insurance Group Ltd.	Zurich U.S. Insurance Pool Group	100.000	NO
Universal Underwriters of Texas Insurance Company ..	Universal Underwriters Insurance Company	100.000	NO	Zurich Insurance Group Ltd.	Zurich U.S. Insurance Pool Group	100.000	NO
Zurich American Insurance Company	Zurich Holding Company of America, Inc.	100.000	NO	Zurich Insurance Group Ltd.	Zurich U.S. Insurance Pool Group	100.000	NO
Zurich American Insurance Company of Illinois	American Zurich Insurance Company	100.000	NO	Zurich Insurance Group Ltd.	Zurich U.S. Insurance Pool Group	100.000	NO
Zurich American Life Insurance Company	Zurich Holding Company of America, Inc.	100.000	NO	Zurich Insurance Group Ltd.	Zurich Ins Group	100.000	NO
Zurich American Life Insurance Company of New York ..	Zurich American Life Insurance Company	100.000	NO	Zurich Insurance Group Ltd.	Zurich Ins Group	100.000	NO

**ANNUAL STATEMENT FOR THE YEAR 2023 OF THE ZURICH AMERICAN INSURANCE COMPANY
SUPPLEMENTAL EXHIBITS AND SCHEDULES INTERROGATORIES**

REQUIRED FILINGS

The following supplemental reports are required to be filed as part of your statement filing unless specifically waived by the domiciliary state. However, in the event that your domiciliary state waives the filing requirement, your response of **WAIVED** to the specific interrogatory will be accepted in lieu of filing a "NONE" report and a bar code will be printed below. If the supplement is required of your company but is not being filed for whatever reason enter **SEE EXPLANATION** and provide an explanation following the interrogatory questions.

	Responses
MARCH FILING	
1. Will an actuarial opinion be filed by March 1?	YES
2. Will the Supplemental Compensation Exhibit be filed with the state of domicile by March 1?	YES
3. Will the confidential Risk-based Capital Report be filed with the NAIC by March 1?	YES
4. Will the confidential Risk-based Capital Report be filed with the state of domicile, if required by March 1?	YES
APRIL FILING	
5. Will the Insurance Expense Exhibit be filed with the state of domicile and the NAIC by April 1?	YES
6. Will Management's Discussion and Analysis be filed by April 1?	YES
7. Will the Supplemental Investment Risk Interrogatories be filed by April 1?	YES
MAY FILING	
8. Will this company be included in a combined annual statement which is filed with the NAIC by May 1?	YES
JUNE FILING	
9. Will an audited financial report be filed by June 1?	YES
10. Will Accountant's Letter of Qualifications be filed with the state of domicile and electronically with the NAIC by June 1?	YES

SUPPLEMENTAL FILINGS









The following supplemental reports are required to be filed as part of your annual statement filing **if your company is engaged in the type of business covered by the supplement. However, in the event that your company does not transact the type of business for which the special report must be filed, your response of NO to the specific interrogatory will be accepted in lieu of filing a "NONE" report and a bar code will be printed below.** If the supplement is required of your company but is not being filed for whatever reason enter **SEE EXPLANATION** and provide an explanation following the interrogatory questions.

MARCH FILING	
11. Will Schedule SIS (Stockholder Information Supplement) be filed with the state of domicile by March 1?	NO
12. Will the Financial Guaranty Insurance Exhibit be filed by March 1?	NO
13. Will the Medicare Supplement Insurance Experience Exhibit be filed with the state of domicile and the NAIC by March 1?	NO
14. Will Supplement A to Schedule T (Medical Professional Liability Supplement) be filed by March 1?	YES
15. Will the Trusteed Surplus Statement be filed with the state of domicile and the NAIC by March 1?	NO
16. Will the Premiums Attributed to Protected Cells Exhibit be filed by March 1?	NO
17. Will the Reinsurance Summary Supplemental Filing for General Interrogatory 9 be filed with the state of domicile and the NAIC by March 1? ...	YES
18. Will the Medicare Part D Coverage Supplement be filed with the state of domicile and the NAIC by March 1?	NO
19. Will the confidential Actuarial Opinion Summary be filed with the state of domicile, if required, by March 15 (or the date otherwise specified)?..	YES
20. Will the Reinsurance Attestation Supplement be filed with the state of domicile and the NAIC by March 1?	YES
21. Will the Exceptions to the Reinsurance Attestation Supplement be filed with the state of domicile by March 1?	NO
22. Will the Bail Bond Supplement be filed with the state of domicile and the NAIC by March 1?	NO
23. Will the Director and Officer Insurance Coverage Supplement be filed with the state of domicile and the NAIC by March 1?	YES
24. Will an approval from the reporting entity's state of domicile for relief related to the five-year rotation requirement for lead audit partner be filed electronically with the NAIC by March 1?	NO
25. Will an approval from the reporting entity's state of domicile for relief related to the one-year cooling off period for independent CPA be filed electronically with the NAIC by March 1?	NO
26. Will an approval from the reporting entity's state of domicile for relief related to the Requirements for Audit Committees be filed electronically with the NAIC by March 1?	NO
27. Will the Supplemental Schedule for Reinsurance Counterparty Reporting Exception - Asbestos and Pollution Contracts be filed with the state of domicile and the NAIC by March 1?	NO
28. Will the Exhibit of Other Liabilities by Lines of Business be filed with the state of domicile and the NAIC by March 1?	YES
29. Will the Market Conduct Annual Statement (MCAS) Premium Exhibit for Year be filed with appropriate jurisdictions and with the NAIC by March 1?	YES
APRIL FILING	
30. Will the Credit Insurance Experience Exhibit be filed with the state of domicile and the NAIC by April 1?	NO
31. Will the Long-term Care Experience Reporting Forms be filed with the state of domicile and the NAIC by April 1?	NO
32. Will the Accident and Health Policy Experience Exhibit be filed by April 1?	YES
33. Will the Supplemental Health Care Exhibit (Parts 1 and 2) be filed with the state of domicile and the NAIC by April 1?	NO
34. Will the Cybersecurity and Identity Theft Insurance Coverage Supplement be filed with the state of domicile and the NAIC by April 1?	YES
35. Will the Life, Health & Annuity Guaranty Association Assessable Premium Exhibit - Parts 1 and 2 be filed with the state of domicile and the NAIC by April 1?	YES
36. Will the Private Flood Insurance Supplement be filed with the state of domicile and the NAIC by April 1?	YES
37. Will the Mortgage Guaranty Insurance Exhibit be filed with the state of domicile and the NAIC by April 1?	NO
AUGUST FILING	
38. Will Management's Report of Internal Control Over Financial Reporting be filed with the state of domicile by August 1?	YES

Explanations:

- 11.
- 12.
- 13.
- 15.
- 16.
- 18.
- 21.
- 22.
- 24.
- 25.
- 26.
- 27.
- 30.
- 31.
- 33.
- 37.

Bar Codes:

11. SIS Stockholder Information Supplement [Document Identifier 420]	
12. Financial Guaranty Insurance Exhibit [Document Identifier 240]	
13. Medicare Supplement Insurance Experience Exhibit [Document Identifier 360]	
15. Trusteed Surplus Statement [Document Identifier 490]	
16. Premiums Attributed to Protected Cells Exhibit [Document Identifier 385]	
18. Medicare Part D Coverage Supplement [Document Identifier 365]	
21. Exceptions to the Reinsurance Attestation Supplement [Document Identifier 400]	
22. Bail Bond Supplement [Document Identifier 500]	

ANNUAL STATEMENT FOR THE YEAR 2023 OF THE ZURICH AMERICAN INSURANCE COMPANY
SUPPLEMENTAL EXHIBITS AND SCHEDULES INTERROGATORIES

24. Relief from the five-year rotation requirement for lead audit partner
[Document Identifier 224]



25. Relief from the one-year cooling off period for independent CPA
[Document Identifier 225]



26. Relief from the Requirements for Audit Committees [Document Identifier 226]



27. Reinsurance Counterparty Reporting Exception – Asbestos and Pollution
Contracts [Document Identifier 555]



30. Credit Insurance Experience Exhibit [Document Identifier 230]



31. Long-Term Care Experience Reporting Forms [Document Identifier 306]



33. Supplemental Health Care Exhibit (Parts 1 and 2) [Document Identifier 216]



37. Will the Mortgage Guaranty Insurance Exhibit [Document Identifier 565]



**ANNUAL STATEMENT FOR THE YEAR 2023 OF THE ZURICH AMERICAN INSURANCE COMPANY
OVERFLOW PAGE FOR WRITE-INS**

Additional Write-ins for Assets Line 25

	Current Year			Prior Year
	1 Assets	2 Nonadmitted Assets	3 Net Admitted Assets (Cols. 1 - 2)	4 Net Admitted Assets
2504. Reinsurance Deposits	155,283		155,283	155,283
2505. Prepaid Benefit Expense	212,360,351	212,360,351		
2506. Prepaid Expenses	88,033,484	88,033,484		
2507. Leasehold Improvements	31,331,772	31,331,772		
2508. Overfunded Plan Asset SSAP 102	(87,354,689)	(87,354,689)		
2597. Summary of remaining write-ins for Line 25 from overflow page	244,526,202	244,370,919	155,283	155,283

Additional Write-ins for Liabilities Line 25

	1 Current Year	2 Prior Year
2504. Deposit Accounting	4,977,705	5,375,315
2505. Liability for Pension Benefit SSAP 102	(22,712,910)	(28,126,433)
2597. Summary of remaining write-ins for Line 25 from overflow page	(17,735,205)	(22,751,118)

Additional Write-ins for Statement of Income Line 14

	1 Current Year	2 Prior Year
1404. Other Miscellaneous Expenses	(1,622,660)	(6,003,804)
1405. Interest on Reinsurance Contracts	(129,882)	(83,057)
1497. Summary of remaining write-ins for Line 14 from overflow page	(1,752,542)	(6,086,861)

Additional Write-ins for Underwriting and Investment Exhibit Part 3 Line 24

	1 Loss Adjustment Expenses	2 Other Underwriting Expenses	3 Investment Expenses	4 Total
2404. Interest Expense Commercial Paper			381,033	381,033
2497. Summary of remaining write-ins for Line 24 from overflow page			381,033	381,033

Additional Write-ins for Exhibit of Nonadmitted Assets Line 25

	1 Current Year Total Nonadmitted Assets	2 Prior Year Total Nonadmitted Assets	3 Change in Total Nonadmitted Assets (Col. 2 - Col. 1)
2504. Leasehold Improvements	31,331,772	20,799,642	(10,532,130)
2505. Recoverables under High Deductible Policies	5,255,700	3,254,803	(2,000,897)
2506. Surcharges and Other Amounts Recoverable	2,817,806	3,672,520	854,714
2597. Summary of remaining write-ins for Line 25 from overflow page	39,405,278	27,726,966	(11,678,313)

Additional Write-ins for Schedule T Line 58

States, Etc.	1 Active Status	Gross Premiums, Including Policy and Membership Fees, Less Return Premiums and Premiums on Policies Not Taken		4 Dividends Paid or Credited to Policyholders on Direct Business	5 Direct Losses Paid (Deducting Salvage)	6 Direct Losses Incurred	7 Direct Losses Unpaid	8 Finance and Service Charges Not Included in Premiums	9 Direct Premiums Written for Federal Purchasing Groups (Included in Column 2)
		2 Direct Premiums Written	3 Direct Premiums Earned						
58004. AUS - Australia	XXX	7,045,339	6,986,891		3,038,345	(181,074)	4,973,700		
58005. AUT - Austria	XXX	31,733	51,676		22,472	(1,339)	36,786		
58006. BEL - Belgium	XXX	23,040	109,261		47,514	(2,832)	77,779		
58007. BGD - Bangladesh	XXX		2		1		1		
58008. BGR - Bulgaria	XXX	239	161		70	(4)	115		
58009. BHR - Bahrain	XXX	5,382	5,382		2,340	(139)	3,831		
58010. BHS - Bahamas	XXX	641,500	643,876		279,998	(16,687)	458,350		
58011. BMU - Bermuda	XXX	6,078,777	6,567,447		2,855,944	(170,203)	4,675,114		
58012. BRA - Brazil	XXX	26,195	29,167		12,683	(756)	20,763		
58013. BRB - Barbados	XXX	319,421	242,793		105,582	(6,292)	172,835		
58014. BRN - Brunei Darussalam	XXX	2,497	1,306		568	(34)	930		
58015. BTN - Bhutan	XXX	152	152		66	(4)	108		
58016. BWA - Botswana	XXX	1,046	1,635		711	(42)	1,164		
58017. CHE - Switzerland	XXX	253,953	272,902		118,675	(7,073)	194,269		
58018. CHL - Chile	XXX	789,802	644,737		280,373	(16,709)	458,964		
58019. CHN - China	XXX	86,454	153,506		66,754	(3,978)	109,275		
58020. COL - Colombia	XXX	194,703	188,101		81,798	(4,875)	133,902		
58021. CRI - Costa Rica	XXX	136,819	251,919		109,550	(6,529)	179,332		
58022. CYM - Cayman Islands	XXX	118,800	102,002		44,357	(2,644)	72,611		
58023. CYP - Cyprus	XXX		33		14	(1)	23		
58024. DEU - Germany	XXX	592,778	438,369		190,631	(11,361)	312,058		
58025. DNK - Denmark	XXX	6,272	20,357		8,853	(528)	14,492		
58026. DOM - Dominican Republic	XXX	1,000	20,500		8,915	(531)	14,593		
58027. DZA - Algeria	XXX	(2,433)	(1,920)		(835)		50	(1,367)	
58028. ECU - Ecuador	XXX	43	81		35	(2)	58		
58029. EGY - Egypt	XXX	63,301	52,401		22,787	(1,358)	37,302		
58030. ESP - Spain	XXX	26,601	44,565		19,380	(1,155)	31,724		
58031. FIN - Finland	XXX	34,738	31,175		13,557	(808)	22,193		
58032. FRA - France	XXX	145,312	134,645		58,552	(3,489)	95,848		
58033. GBR - United Kingdom	XXX	4,529,432	4,037,371		1,755,706	(104,633)	2,874,050		
58034. GEO - Georgia	XXX	6,621	5,511		2,397	(143)	3,923		
58035. GIB - Gibraltar	XXX	3,330	3,498		1,521	(91)	2,490		
58036. GIN - Guinea	XXX	8,231	6,042		2,627	(157)	4,301		
58037. GRC - Greece	XXX	5,268	4,019		1,748	(104)	2,861		
58038. GRL - Greenland	XXX		1				1		
58039. GTM - Guatemala	XXX		89		39	(2)	64		
58040. GUY - Guyana	XXX	232,513	211,656		92,042	(5,485)	150,670		
58041. HKG - Hong Kong, Special Administrative Region of China	XXX	681,761	984,655		428,190	(25,519)	700,938		

ANNUAL STATEMENT FOR THE YEAR 2023 OF THE ZURICH AMERICAN INSURANCE COMPANY

OVERFLOW PAGE FOR WRITE-INS

Additional Write-ins for Schedule T Line 58

States, Etc.	1 Active Status	Gross Premiums, Including Policy and Membership Fees, Less Return Premiums and Premiums on Policies Not Taken		4 Dividends Paid or Credited to Policyholders on Direct Business	5 Direct Losses Paid (Deducting Salvage)	6 Direct Losses Incurred	7 Direct Losses Unpaid	8 Finance and Service Charges Not Included in Premiums	9 Direct Premiums Written for Federal Purchasing Groups (Included in Column 2)
		2 Direct Premiums Written	3 Direct Premiums Earned						
58042. HND - Honduras	XXX	77,484	54,741		23,805	(1,419)	38,968		
58043. HRV - Croatia	XXX		10		4		7		
58044. HUN - Hungary	XXX	4,506	7,618		3,313	(197)	5,423		
58045. IDN - Indonesia	XXX	24,437	30,093		13,086	(780)	21,422		
58046. IMN - Isle of Man	XXX	150	76		33	(2)	54		
58047. IND - India	XXX	1,596,557	1,478,198		642,815	(38,309)	1,052,272		
58048. IRL - Ireland	XXX	139,898	352,057		153,097	(9,124)	250,616		
58049. ISL - Iceland	XXX	5,997	4,986		2,168	(129)	3,549		
58050. ISR - Israel	XXX	475,131	433,660		188,583	(11,239)	308,706		
58051. ITA - Italy	XXX	824,000	499,655		217,282	(12,949)	355,685		
58052. JAM - Jamaica	XXX	104,666	85,339		37,111	(2,212)	60,749		
58053. JEY - Jersey	XXX	5	3		1		2		
58054. JPN - Japan	XXX	643,041	798,944		347,432	(20,706)	568,737		
58055. KHM - Cambodia	XXX	9	1		1		1		
58056. KNA - Saint Kitts and Nevis	XXX	35,046	25,586		11,127	(663)	18,214		
58057. KOR - Korea, Republic of	XXX	1,219,636	1,107,729		481,711	(28,708)	788,550		
58058. KWT - Kuwait	XXX	5,453	4,733		2,058	(123)	3,369		
58059. LCA - Saint Lucia	XXX	6,279	24,823		10,795	(643)	17,671		
58060. LKA - Sri Lanka	XXX	285	144		63	(4)	102		
58061. LTU - Lithuania	XXX	1,933	2,588		1,126	(67)	1,843		
58062. LUX - Luxembourg	XXX	30,058	20,962		9,116	(543)	14,922		
58063. LVA - Latvia	XXX	52,487	30,066		13,075	(779)	21,403		
58064. MAC - Macao, Special Administrative Region of China	XXX	6,059	8,285		3,603	(215)	5,898		
58065. MAD - Saint-Martin (Dutch part)	XXX	31	20		9	(1)	14		
58066. MAR - Morocco	XXX	225	116		51	(3)	83		
58067. MEX - Mexico	XXX	414,737	460,797		200,384	(11,942)	328,024		
58068. MHL - Marshall Islands	XXX	80,882	80,882		35,173	(2,096)	57,577		
58069. MLT - Malta	XXX		6,352		2,762	(165)	4,522		
58070. MMR - Myanmar	XXX		2		1		2		
58071. MNG - Mongolia	XXX	1	1				1		
58072. MNP - Northern Mariana Islands	XXX	325,080	195,443		84,991	(5,065)	139,128		
58073. MOZ - Mozambique	XXX	1,878	1,878		817	(49)	1,337		
58074. MUS - Mauritius	XXX	431	280		122	(7)	200		
58075. MWI - Malawi	XXX								
58076. MYS - Malaysia	XXX	736,828	637,578		277,260	(16,524)	453,867		
58077. NFK - Norfolk Island	XXX		8		3		6		
58078. NIC - Nicaragua	XXX	98,145	93,514		40,666	(2,424)	66,569		
58079. NLD - Netherlands	XXX	49,949	48,790		21,217	(1,264)	34,732		
58080. NOR - Norway	XXX	12,248	13,886		6,038	(360)	9,885		
58081. NPL - Nepal	XXX								
58082. NZL - New Zealand	XXX	419,267	443,416		192,826	(11,492)	315,651		
58083. OMN - Oman	XXX		4		2		3		
58084. PAK - Pakistan	XXX	18,518	14,787		6,430	(383)	10,526		
58085. PAN - Panama	XXX	350	190		83	(5)	135		
58086. PER - Peru	XXX	241,212	201,137		87,467	(5,213)	143,181		
58087. PHL - Philippines	XXX	471,418	605,142		263,154	(15,683)	430,778		
58088. POL - Poland	XXX	38,774	50,190		21,826	(1,301)	35,728		
58089. PRT - Portugal	XXX	3,121	8,847		3,847	(229)	6,298		
58090. PRY - Paraguay	XXX		2,967		1,290	(77)	2,112		
58091. ROU - Romania	XXX	72,734	63,102		27,441	(1,635)	44,920		
58092. RUS - Russian Federation	XXX	53	34		15	(1)	24		
58093. SAU - Saudi Arabia	XXX	3,304,276	2,011,099		874,554	(52,120)	1,431,625		
58094. SDN - Sudan	XXX		561		244	(15)	399		
58095. SGP - Singapore	XXX	1,242,165	1,152,563		501,208	(29,870)	820,466		
58096. SLE - Sierra Leone	XXX	141,885	61,829		26,887	(1,602)	44,013		
58097. SLV - El Salvador	XXX	31,992	31,485		13,692	(816)	22,413		
58098. SRB - Serbia	XXX	94,070	71,374		31,038	(1,850)	50,808		
58099. SUR - Suriname *	XXX	24,945	27,336		11,887	(708)	19,459		
58100. SVK - Slovakia	XXX	6,214	6,122		2,662	(159)	4,358		
58101. SVN - Slovenia	XXX	2,692	2,253		980	(58)	1,604		
58102. SWE - Sweden	XXX	115,684	116,981		50,871	(3,032)	83,274		
58103. SYC - Seychelles	XXX	190,953	179,093		77,881	(4,641)	127,489		
58104. THA - Thailand	XXX	736,089	553,651		240,763	(14,349)	394,123		
58105. TUN - Tunisia	XXX		883		384	(23)	629		
58106. UKR - Ukraine	XXX	17,766	28,084		12,213	(728)	19,992		
58107. UMI - US Minor Outlying Islands	XXX	2,358	2,358		1,026	(61)	1,679		
58108. VCT - Saint Vincent and Grenadines	XXX	648	648		282	(17)	461		
58109. VNM - Viet Nam	XXX	223,469	227,004		98,716	(5,883)	161,596		
58110. ZAF - South Africa	XXX	366,376	339,050		147,441	(8,787)	241,357		
58111. ZWE - Zimbabwe	XXX		27,913		12,138	(723)	19,870		
58112. ZZZ - Other Alien	XXX	38,116,879	38,560,853		16,761,378	(1,017,209)	27,596,347		
58997. Summary of remaining write-ins for Line 58 from overflow page	XXX	74,948,080	73,546,763		31,975,479	(1,923,912)	52,501,476		

OVERFLOW PAGE FOR WRITE-INS

NONE

ANNUAL STATEMENT FOR THE YEAR 2023 OF THE ZURICH AMERICAN INSURANCE COMPANY

SUMMARY INVESTMENT SCHEDULE

Investment Categories	Gross Investment Holdings		Admitted Assets as Reported in the Annual Statement			
	1 Amount	2 Percentage of Column 1 Line 13	3 Amount	4 Securities Lending Reinvested Collateral Amount	5 Total (Col. 3 + 4) Amount	6 Percentage of Column 5 Line 13
1. Long-Term Bonds (Schedule D, Part 1):						
1.01 U.S. governments	3,535,081,595	17.308	3,535,081,597		3,535,081,597	17.323
1.02 All other governments	830,796,899	4.068	830,796,900		830,796,900	4.071
1.03 U.S. states, territories and possessions, etc. guaranteed	281,951,445	1.380	281,951,442		281,951,442	1.382
1.04 U.S. political subdivisions of states, territories, and possessions, guaranteed	320,648,121	1.570	320,648,123		320,648,123	1.571
1.05 U.S. special revenue and special assessment obligations, etc. non-guaranteed	2,851,945,447	13.963	2,851,945,456		2,851,945,456	13.975
1.06 Industrial and miscellaneous	6,145,850,558	30.090	6,145,850,574		6,145,850,574	30.116
1.07 Hybrid securities	17,447,060	0.085	17,447,060		17,447,060	0.085
1.08 Parent, subsidiaries and affiliates		0.000				0.000
1.09 SVO identified funds		0.000				0.000
1.10 Unaffiliated bank loans	497,368,601	2.435	497,368,596		497,368,596	2.437
1.11 Unaffiliated certificates of deposit		0.000				0.000
1.12 Total long-term bonds	14,481,089,726	70.899	14,481,089,748		14,481,089,748	70.960
2. Preferred stocks (Schedule D, Part 2, Section 1):						
2.01 Industrial and miscellaneous (Unaffiliated)	6,000,000	0.029				0.000
2.02 Parent, subsidiaries and affiliates		0.000				0.000
2.03 Total preferred stocks	6,000,000	0.029				0.000
3. Common stocks (Schedule D, Part 2, Section 2):						
3.01 Industrial and miscellaneous Publicly traded (Unaffiliated)	665,522,118	3.258	665,522,130		665,522,130	3.261
3.02 Industrial and miscellaneous Other (Unaffiliated)	25,433,864	0.125	25,433,864		25,433,864	0.125
3.03 Parent, subsidiaries and affiliates Publicly traded		0.000				0.000
3.04 Parent, subsidiaries and affiliates Other	1,632,857,391	7.994	1,630,781,185		1,630,781,185	7.991
3.05 Mutual funds	162,543,318	0.796	162,543,318		162,543,318	0.796
3.06 Unit investment trusts		0.000				0.000
3.07 Closed-end funds		0.000				0.000
3.08 Exchange traded funds	499,434	0.002	499,434		499,434	0.002
3.09 Total common stocks	2,486,856,125	12.176	2,484,779,931		2,484,779,931	12.176
4. Mortgage loans (Schedule B):						
4.01 Farm mortgages		0.000				0.000
4.02 Residential mortgages		0.000				0.000
4.03 Commercial mortgages		0.000				0.000
4.04 Mezzanine real estate loans		0.000				0.000
4.05 Total valuation allowance		0.000				0.000
4.06 Total mortgage loans		0.000				0.000
5. Real estate (Schedule A):						
5.01 Properties occupied by company	3,745,811	0.018	3,745,811		3,745,811	0.018
5.02 Properties held for production of income	1,251,591,090	6.128	1,251,591,090		1,251,591,090	6.133
5.03 Properties held for sale		0.000				0.000
5.04 Total real estate	1,255,336,901	6.146	1,255,336,901		1,255,336,901	6.151
6. Cash, cash equivalents and short-term investments:						
6.01 Cash (Schedule E, Part 1)	(135,514,100)	(0.663)	(135,514,100)		(135,514,100)	(0.664)
6.02 Cash equivalents (Schedule E, Part 2)	699,133,102	3.423	699,133,103		699,133,103	3.426
6.03 Short-term investments (Schedule DA)	7,465	0.000	7,465		7,465	0.000
6.04 Total cash, cash equivalents and short-term investments	563,626,467	2.760	563,626,469		563,626,469	2.762
7. Contract loans		0.000				0.000
8. Derivatives (Schedule DB)	120,622	0.001	120,622		120,622	0.001
9. Other invested assets (Schedule BA)	1,422,095,246	6.963	1,412,632,427		1,412,632,427	6.922
10. Receivables for securities	43,787,095	0.214	43,785,484		43,785,484	0.215
11. Securities Lending (Schedule DL, Part 1).....		0.000		XXX	XXX	XXX
12. Other invested assets (Page 2, Line 11)	165,934,623	0.812	165,934,623		165,934,623	0.813
13. Total invested assets	20,424,846,807	100.000	20,407,306,207		20,407,306,207	100.000

ANNUAL STATEMENT FOR THE YEAR 2023 OF THE ZURICH AMERICAN INSURANCE COMPANY

SCHEDULE A - VERIFICATION BETWEEN YEARS

Real Estate

1.	Book/adjusted carrying value, December 31 of prior year	1,285,882,806
2.	Cost of acquired:	
2.1	Actual cost at time of acquisition (Part 2, Column 6)	
2.2	Additional investment made after acquisition (Part 2, Column 9)	15,044,116
3.	Current year change in encumbrances:	
3.1	Totals, Part 1, Column 13	
3.2	Totals, Part 3, Column 11	
4.	Total gain (loss) on disposals, Part 3, Column 18	
5.	Deduct amounts received on disposals, Part 3, Column 15	
6.	Total foreign exchange change in book/adjusted carrying value:	
6.1	Totals, Part 1, Column 15	
6.2	Totals, Part 3, Column 13	
7.	Deduct current year's other than temporary impairment recognized:	
7.1	Totals, Part 1, Column 12	
7.2	Totals, Part 3, Column 10	
8.	Deduct current year's depreciation:	
8.1	Totals, Part 1, Column 11	45,590,022
8.2	Totals, Part 3, Column 9	45,590,022
9.	Book/adjusted carrying value at the end of current period (Lines 1+2+3+4-5+6-7-8)	1,255,336,900
10.	Deduct total nonadmitted amounts	
11.	Statement value at end of current period (Line 9 minus Line 10)	1,255,336,900

SCHEDULE B - VERIFICATION BETWEEN YEARS

Mortgage Loans

1.	Book value/recorded investment excluding accrued interest, December 31 of prior year	
2.	Cost of acquired:	
2.1	Actual cost at time of acquisition (Part 2, Column 7)	
2.2	Additional investment made after acquisition (Part 2, Column 8)	
3.	Capitalized deferred interest and other:	
3.1	Totals, Part 1, Column 12	
3.2	Totals, Part 3, Column 11	
4.	Accrual of discount	
5.	Unrealized valuation increase/(decrease):	
5.1	Totals, Part 1, Column 9	
5.2	Totals, Part 3, Column 8	
6.	Total gain (loss) on disposals, Part 3, Column 18	
7.	Deduct amounts received on disposals, Part 3, Column 15	
8.	Deduct amortization of premium and mortgage interest points and commitment fees	
9.	Total foreign exchange change in book value/recorded investment excluding accrued interest:	
9.1	Totals, Part 1, Column 13	
9.2	Totals, Part 3, Column 13	
10.	Deduct current year's other than temporary impairment recognized:	
10.1	Totals, Part 1, Column 11	
10.2	Totals, Part 3, Column 10	
11.	Book value/recorded investment excluding accrued interest at end of current period (Lines 1+2+3+4+5+6-7-8+9-10)	
12.	Total valuation allowance	
13.	Subtotal (Line 11 plus 12)	
14.	Deduct total nonadmitted amounts	
15.	Statement value of mortgages owned at end of current period (Line 13 minus Line 14)	

NONE

ANNUAL STATEMENT FOR THE YEAR 2023 OF THE ZURICH AMERICAN INSURANCE COMPANY

SCHEDULE BA - VERIFICATION BETWEEN YEARS

Other Long-Term Invested Assets

1.	Book/adjusted carrying value, December 31 of prior year	1,407,819,514
2.	Cost of acquired:	
2.1	Actual cost at time of acquisition (Part 2, Column 8)	61,000,010
2.2	Additional investment made after acquisition (Part 2, Column 9)	78,376,432
		139,376,442
3.	Capitalized deferred interest and other:	
3.1	Totals, Part 1, Column 16	
3.2	Totals, Part 3, Column 12	
4.	Accrual of discount	
5.	Unrealized valuation increase/(decrease):	
5.1	Totals, Part 1, Column 13	87,522,894
5.2	Totals, Part 3, Column 9	(50,289,545)
		37,233,349
6.	Total gain (loss) on disposals, Part 3, Column 19	63,030,284
7.	Deduct amounts received on disposals, Part 3, Column 16	218,302,140
8.	Deduct amortization of premium and depreciation	
9.	Total foreign exchange change in book/adjusted carrying value:	
9.1	Totals, Part 1, Column 17	4,613
9.2	Totals, Part 3, Column 14	
		4,613
10.	Deduct current year's other than temporary impairment recognized:	
10.1	Totals, Part 1, Column 15	7,066,815
10.2	Totals, Part 3, Column 11	
		7,066,815
11.	Book/adjusted carrying value at end of current period (Lines 1+2+3+4+5+6-7-8+9-10)	1,422,095,246
12.	Deduct total nonadmitted amounts	9,462,819
13.	Statement value at end of current period (Line 11 minus Line 12)	1,412,632,427

SCHEDULE D - VERIFICATION BETWEEN YEARS

Bonds and Stocks

1.	Book/adjusted carrying value, December 31 of prior year	18,539,843,920
2.	Cost of bonds and stocks acquired, Part 3, Column 7	2,468,544,193
3.	Accrual of discount	21,496,220
4.	Unrealized valuation increase/(decrease):	
4.1	Part 1, Column 12	54,726,892
4.2	Part 2, Section 1, Column 15	
4.3	Part 2, Section 2, Column 13	13,477,083
4.4	Part 4, Column 11	41,011,513
		109,215,488
5.	Total gain (loss) on disposals, Part 4, Column 19	(63,524,082)
6.	Deduction consideration for bonds and stocks disposed of, Part 4, Column 7	4,009,197,209
7.	Deduct amortization of premium	62,317,467
8.	Total foreign exchange change in book/adjusted carrying value:	
8.1	Part 1, Column 15	
8.2	Part 2, Section 1, Column 19	
8.3	Part 2, Section 2, Column 16	(3,283,288)
8.4	Part 4, Column 15	1,172,723
		(2,110,565)
9.	Deduct current year's other than temporary impairment recognized:	
9.1	Part 1, Column 14	6,329,823
9.2	Part 2, Section 1, Column 17	
9.3	Part 2, Section 2, Column 14	6,757,035
9.4	Part 4, Column 13	15,406,393
		28,493,251
10.	Total investment income recognized as a result of prepayment penalties and/or acceleration fees, Note 5Q, Line 2	488,627
11.	Book/adjusted carrying value at end of current period (Lines 1+2+3+4+5-6-7+8-9+10)	16,973,945,874
12.	Deduct total nonadmitted amounts	8,076,206
13.	Statement value at end of current period (Line 11 minus Line 12)	16,965,869,668

ANNUAL STATEMENT FOR THE YEAR 2023 OF THE ZURICH AMERICAN INSURANCE COMPANY

SCHEDULE D - SUMMARY BY COUNTRY

Long-Term Bonds and Stocks OWNED December 31 of Current Year

Description		1 Book/Adjusted Carrying Value	2 Fair Value	3 Actual Cost	4 Par Value of Bonds
BONDS					
Governments (Including all obligations guaranteed by governments)	1. United States	3,535,081,595	3,102,349,749	3,547,310,568	3,561,893,531
	2. Canada	119,100,037	109,793,911	121,390,583	118,593,000
	3. Other Countries	711,696,863	678,275,934	712,770,085	719,006,000
	4. Totals	4,365,878,495	3,890,419,594	4,381,471,236	4,399,492,531
U.S. States, Territories and Possessions (Direct and guaranteed)	5. Totals	281,951,445	278,043,842	304,938,411	262,360,000
U.S. Political Subdivisions of States, Territories and Possessions (Direct and guaranteed)	6. Totals	320,648,121	320,772,689	341,992,288	303,695,000
U.S. Special Revenue and Special Assessment Obligations and all Non-Guaranteed Obligations of Agencies and Authorities of Governments and their Political Subdivisions	7. Totals	2,851,945,447	2,732,175,313	2,984,107,764	2,694,939,402
Industrial and Miscellaneous, SVO Identified Funds, Unaffiliated Bank Loans, Unaffiliated Certificates of Deposit and Hybrid Securities (unaffiliated)	8. United States	5,465,545,981	5,210,229,450	5,505,706,893	5,521,795,347
	9. Canada	127,819,709	124,654,703	127,947,520	129,588,077
	10. Other Countries	1,067,300,540	1,034,771,608	1,068,543,074	7,244,807,957
	11. Totals	6,660,666,230	6,369,655,761	6,702,197,487	12,896,191,381
Parent, Subsidiaries and Affiliates	12. Totals				
	13. Total Bonds	14,481,089,738	13,591,067,199	14,714,707,186	20,556,678,314
PREFERRED STOCKS					
Industrial and Miscellaneous (unaffiliated)	14. United States	6,000,000	6,000,000	6,000,000	
	15. Canada				
	16. Other Countries				
	17. Totals	6,000,000	6,000,000	6,000,000	
Parent, Subsidiaries and Affiliates	18. Totals				
	19. Total Preferred Stocks	6,000,000	6,000,000	6,000,000	
COMMON STOCKS					
Industrial and Miscellaneous (unaffiliated), Mutual Funds, Unit Investment Trusts, Closed-End Funds and Exchange Traded Funds	20. United States	695,937,730	695,937,730	659,493,833	
	21. Canada	34,582	34,582	32,425	
	22. Other Countries	158,026,422	158,026,422	109,682,583	
	23. Totals	853,998,734	853,998,734	769,208,841	
Parent, Subsidiaries and Affiliates	24. Totals	1,632,857,391	1,632,857,391	2,170,157,415	
	25. Total Common Stocks	2,486,856,125	2,486,856,125	2,939,366,256	
	26. Total Stocks	2,492,856,125	2,492,856,125	2,945,366,256	
	27. Total Bonds and Stocks	16,973,945,863	16,083,923,324	17,660,073,442	

ANNUAL STATEMENT FOR THE YEAR 2023 OF THE ZURICH AMERICAN INSURANCE COMPANY

SCHEDULE D - PART 1A - SECTION 1

Quality and Maturity Distribution of All Bonds Owned December 31, at Book/Adjusted Carrying Values by Major Types of Issues and NAIC Designations

NAIC Designation	1 1 Year or Less	2 Over 1 Year Through 5 Years	3 Over 5 Years Through 10 Years	4 Over 10 Years Through 20 Years	5 Over 20 Years	6 No Maturity Date	7 Total Current Year	8 Col. 7 as a % of Line 12.7	9 Total from Col. 7 Prior Year	10 % From Col. 8 Prior Year	11 Total Publicly Traded	12 Total Privately Placed (a)
1. U.S. Governments												
1.1 NAIC 1	325,211,466	1,593,157,279	487,988,776	740,367,179	388,356,897	XXX	3,535,081,597	24.4	3,689,827,436	23.2	3,535,081,597	
1.2 NAIC 2						XXX						
1.3 NAIC 3						XXX						
1.4 NAIC 4						XXX						
1.5 NAIC 5						XXX						
1.6 NAIC 6						XXX						
1.7 Totals	325,211,466	1,593,157,279	487,988,776	740,367,179	388,356,897	XXX	3,535,081,597	24.4	3,689,827,436	23.2	3,535,081,597	
2. All Other Governments												
2.1 NAIC 1	30,254,539	662,669,745	137,872,616			XXX	830,796,900	5.7	1,036,402,768	6.5	830,796,900	
2.2 NAIC 2						XXX						
2.3 NAIC 3						XXX						
2.4 NAIC 4						XXX						
2.5 NAIC 5						XXX						
2.6 NAIC 6						XXX						
2.7 Totals	30,254,539	662,669,745	137,872,616			XXX	830,796,900	5.7	1,036,402,768	6.5	830,796,900	
3. U.S. States, Territories and Possessions etc., Guaranteed												
3.1 NAIC 1	5,074,025	132,654,117	108,602,566	26,039,539	9,581,195	XXX	281,951,442	1.9	292,647,695	1.8	281,951,442	
3.2 NAIC 2						XXX			13,845,238	0.1		
3.3 NAIC 3						XXX						
3.4 NAIC 4						XXX						
3.5 NAIC 5						XXX						
3.6 NAIC 6						XXX						
3.7 Totals	5,074,025	132,654,117	108,602,566	26,039,539	9,581,195	XXX	281,951,442	1.9	306,492,933	1.9	281,951,442	
4. U.S. Political Subdivisions of States, Territories and Possessions, Guaranteed												
4.1 NAIC 1	14,612,647	143,682,814	74,954,020	55,505,966	30,154,094	XXX	318,909,541	2.2	371,551,501	2.3	318,909,541	
4.2 NAIC 2		1,738,582				XXX	1,738,582	0.0	1,762,772	0.0	1,738,582	
4.3 NAIC 3						XXX						
4.4 NAIC 4						XXX						
4.5 NAIC 5						XXX						
4.6 NAIC 6						XXX						
4.7 Totals	14,612,647	145,421,396	74,954,020	55,505,966	30,154,094	XXX	320,648,123	2.2	373,314,273	2.3	320,648,123	
5. U.S. Special Revenue & Special Assessment Obligations, etc., Non-Guaranteed												
5.1 NAIC 1	97,846,780	802,899,873	613,890,116	500,422,437	651,610,177	XXX	2,666,669,383	18.4	2,882,043,713	18.1	2,664,252,027	2,417,356
5.2 NAIC 2	2,222,856	23,142,785	43,960,962	44,620,139	69,594,605	XXX	183,541,347	1.3	186,067,573	1.2	183,541,347	
5.3 NAIC 3			1,734,725			XXX	1,734,725	0.0	1,693,685	0.0	1,734,725	
5.4 NAIC 4						XXX						
5.5 NAIC 5						XXX						
5.6 NAIC 6						XXX						
5.7 Totals	100,069,636	826,042,658	659,585,803	545,042,576	721,204,782	XXX	2,851,945,455	19.7	3,069,804,971	19.3	2,849,528,099	2,417,356

ANNUAL STATEMENT FOR THE YEAR 2023 OF THE ZURICH AMERICAN INSURANCE COMPANY

SCHEDULE D - PART 1A - SECTION 1 (Continued)

Quality and Maturity Distribution of All Bonds Owned December 31, at Book/Adjusted Carrying Values by Major Types of Issues and NAIC Designations

NAIC Designation	1 1 Year or Less	2 Over 1 Year Through 5 Years	3 Over 5 Years Through 10 Years	4 Over 10 Years Through 20 Years	5 Over 20 Years	6 No Maturity Date	7 Total Current Year	8 Col. 7 as a % of Line 12.7	9 Total from Col. 7 Prior Year	10 % From Col. 8 Prior Year	11 Total Publicly Traded	12 Total Privately Placed (a)
6. Industrial & Miscellaneous (Unaffiliated)												
6.1 NAIC 1	464,694,167	2,258,746,477	956,107,139	260,877,454	91,750,495	XXX	4,032,175,732	27.8	4,376,321,419	27.5	2,055,875,568	1,976,300,164
6.2 NAIC 2	156,208,627	789,367,677	586,039,535	122,432,423	4,487,501	XXX	1,658,535,763	11.5	1,758,709,685	11.1	539,904,011	1,118,631,752
6.3 NAIC 3	38,975,424	132,071,476	67,517,914	7,355,152	414,402	XXX	246,334,368	1.7	281,562,407	1.8	30,038,605	216,295,763
6.4 NAIC 4	29,720,457	122,393,025	42,864,050	935,653		XXX	195,913,185	1.4	226,806,544	1.4	16,515,378	179,397,807
6.5 NAIC 5	4,957,851	5,595,403	394,443			XXX	10,947,697	0.1	3,435,095	0.0	4,067,788	6,879,909
6.6 NAIC 6	903,670	992,597	47,561			XXX	1,943,828	0.0	2,171,013	0.0		1,943,828
6.7 Totals	695,460,196	3,309,166,655	1,652,970,642	391,600,682	96,652,398	XXX	6,145,850,573	42.4	6,649,006,163	41.8	2,646,401,350	3,499,449,223
7. Hybrid Securities												
7.1 NAIC 1						XXX						
7.2 NAIC 2				10,193,397		XXX	10,193,397	0.1	10,207,143	0.1	10,193,397	
7.3 NAIC 3					7,253,663	XXX	7,253,663	0.1	7,253,663	0.0	7,253,663	
7.4 NAIC 4						XXX						
7.5 NAIC 5						XXX						
7.6 NAIC 6						XXX						
7.7 Totals				10,193,397	7,253,663	XXX	17,447,060	0.1	17,460,806	0.1	17,447,060	
8. Parent, Subsidiaries and Affiliates												
8.1 NAIC 1						XXX						
8.2 NAIC 2						XXX						
8.3 NAIC 3						XXX						
8.4 NAIC 4						XXX						
8.5 NAIC 5						XXX						
8.6 NAIC 6						XXX						
8.7 Totals						XXX						
9. SVO Identified Funds												
9.1 NAIC 1	XXX	XXX	XXX	XXX	XXX							
9.2 NAIC 2	XXX	XXX	XXX	XXX	XXX							
9.3 NAIC 3	XXX	XXX	XXX	XXX	XXX							
9.4 NAIC 4	XXX	XXX	XXX	XXX	XXX							
9.5 NAIC 5	XXX	XXX	XXX	XXX	XXX							
9.6 NAIC 6	XXX	XXX	XXX	XXX	XXX							
9.7 Totals	XXX	XXX	XXX	XXX	XXX							
10. Unaffiliated Bank Loans												
10.1 NAIC 1						XXX						
10.2 NAIC 2	6,348,673	21,656,211	12,626,574			XXX	40,631,458	0.3	49,278,698	0.3		40,631,458
10.3 NAIC 3	4,637,459	113,359,165	41,451,477			XXX	159,448,101	1.1	241,345,895	1.5		159,448,101
10.4 NAIC 4	5,718,068	235,393,026	42,405,258			XXX	283,516,352	2.0	439,681,999	2.8		283,516,352
10.5 NAIC 5		10,241,222				XXX	10,241,222	0.1	27,688,364	0.2		10,241,222
10.6 NAIC 6	3,193,193	345,735				XXX	3,538,928	0.0	10,359,225	0.1		3,538,928
10.7 Totals	19,897,393	380,995,359	96,483,309			XXX	497,376,061	3.4	768,354,181	4.8		497,376,061
11. Unaffiliated Certificates of Deposit												
11.1 NAIC 1						XXX						
11.2 NAIC 2						XXX						
11.3 NAIC 3						XXX						
11.4 NAIC 4						XXX						
11.5 NAIC 5						XXX						
11.6 NAIC 6						XXX						
11.7 Totals						XXX						

ANNUAL STATEMENT FOR THE YEAR 2023 OF THE ZURICH AMERICAN INSURANCE COMPANY

SCHEDULE D - PART 1A - SECTION 1 (Continued)

Quality and Maturity Distribution of All Bonds Owned December 31, at Book/Adjusted Carrying Values by Major Types of Issues and NAIC Designations

NAIC Designation	1 1 Year or Less	2 Over 1 Year Through 5 Years	3 Over 5 Years Through 10 Years	4 Over 10 Years Through 20 Years	5 Over 20 Years	6 No Maturity Date	7 Total Current Year	8 Col. 7 as a % of Line 12.7	9 Total from Col. 7 Prior Year	10 % From Col. 8 Prior Year	11 Total Publicly Traded	12 Total Privately Placed (a)
12. Total Bonds Current Year												
12.1 NAIC 1	(d) 937,693,624	5,593,810,305	2,379,415,233	1,583,212,575	1,171,452,858		11,665,584,595	80.6	XXX	XXX	9,686,867,075	1,978,717,520
12.2 NAIC 2	(d) 164,780,156	835,905,255	642,627,071	177,245,959	74,082,106		1,894,640,547	13.1	XXX	XXX	735,377,337	1,159,263,210
12.3 NAIC 3	(d) 43,612,883	245,430,641	110,704,116	7,355,152	7,668,065		414,770,857	2.9	XXX	XXX	39,026,993	375,743,864
12.4 NAIC 4	(d) 35,438,525	357,786,051	85,269,308	935,653			479,429,537	3.3	XXX	XXX	16,515,378	462,914,159
12.5 NAIC 5	(d) 4,957,851	15,836,625	394,443				(c) 21,188,919	0.1	XXX	XXX	4,067,788	17,121,131
12.6 NAIC 6	(d) 4,096,863	1,338,332	47,561				(c) 5,482,756	0.0	XXX	XXX		5,482,756
12.7 Totals	1,190,579,902	7,050,107,209	3,218,457,732	1,768,749,339	1,253,203,029		(b) 14,481,097,211	100.0	XXX	XXX	10,481,854,571	3,999,242,640
12.8 Line 12.7 as a % of Col. 7	8.2	48.7	22.2	12.2	8.7		100.0	XXX	XXX	XXX	72.4	27.6
13. Total Bonds Prior Year												
13.1 NAIC 1	1,225,673,091	5,727,321,111	2,941,229,890	1,515,693,288	1,238,877,152		XXX	XXX	12,648,794,532	79.5	10,448,395,448	2,200,399,084
13.2 NAIC 2	91,224,987	803,535,618	873,140,501	172,978,125	78,991,878		XXX	XXX	2,019,871,109	12.7	832,730,122	1,187,140,987
13.3 NAIC 3	43,771,984	291,625,327	174,897,077	11,546,278	10,014,984		XXX	XXX	531,855,650	3.3	61,819,644	470,036,006
13.4 NAIC 4	38,749,665	352,838,845	258,813,304	14,253,538	1,833,191		XXX	XXX	666,488,543	4.2	19,915,483	646,573,060
13.5 NAIC 5	753,999	30,093,124	276,336				XXX	XXX	(c) 31,123,459	0.2	300,432	30,823,027
13.6 NAIC 6	4,199,811	634,717	7,695,710				XXX	XXX	(c) 12,530,238	0.1		12,530,238
13.7 Totals	1,404,373,537	7,206,048,742	4,256,052,818	1,714,471,229	1,329,717,205		XXX	XXX	(b) 15,910,663,531	100.0	11,363,161,129	4,547,502,402
13.8 Line 13.7 as a % of Col. 9	8.8	45.3	26.7	10.8	8.4		XXX	XXX	100.0	XXX	71.4	28.6
14. Total Publicly Traded Bonds												
14.1 NAIC 1	709,312,567	4,514,296,322	1,984,701,251	1,370,697,897	1,107,859,039		9,686,867,076	66.9	10,448,395,448	65.7	9,686,867,076	XXX
14.2 NAIC 2	65,708,982	319,644,943	215,792,424	60,148,881	74,082,106		735,377,336	5.1	832,730,122	5.2	735,377,336	XXX
14.3 NAIC 3	7,234,026	12,997,007	10,166,847	961,048	7,668,064		39,026,992	0.3	61,819,644	0.4	39,026,992	XXX
14.4 NAIC 4	2,728,784	9,085,400	3,765,541	935,653			16,515,378	0.1	19,915,483	0.1	16,515,378	XXX
14.5 NAIC 5	2,788,015	1,277,768	2,004				4,067,787	0.0	300,432	0.0	4,067,787	XXX
14.6 NAIC 6												XXX
14.7 Totals	787,772,374	4,857,301,440	2,214,428,067	1,432,743,479	1,189,609,209		10,481,854,569	72.4	11,363,161,129	71.4	10,481,854,569	XXX
14.8 Line 14.7 as a % of Col. 7	7.5	46.3	21.1	13.7	11.3		100.0	XXX	XXX	XXX	100.0	XXX
14.9 Line 14.7 as a % of Line 12.7, Col. 7, Section 12	5.4	33.5	15.3	9.9	8.2		72.4	XXX	XXX	XXX	72.4	XXX
15. Total Privately Placed Bonds												
15.1 NAIC 1	228,381,057	1,079,513,983	394,713,982	212,514,678	63,593,819		1,978,717,519	13.7	2,200,399,084	13.8	XXX	1,978,717,519
15.2 NAIC 2	99,071,174	516,260,312	426,834,647	117,097,078			1,159,263,211	8.0	1,187,140,987	7.5	XXX	1,159,263,211
15.3 NAIC 3	36,378,857	232,433,634	100,537,269	6,394,104	1		375,743,865	2.6	470,036,006	3.0	XXX	375,743,865
15.4 NAIC 4	32,709,741	348,700,651	81,503,767				462,914,159	3.2	646,573,060	4.1	XXX	462,914,159
15.5 NAIC 5	2,169,836	14,558,857	392,439				17,121,132	0.1	30,823,027	0.2	XXX	17,121,132
15.6 NAIC 6	4,096,863	1,338,332	47,561				5,482,756	0.0	12,530,238	0.1	XXX	5,482,756
15.7 Totals	402,807,528	2,192,805,769	1,004,029,665	336,005,860	63,593,820		3,999,242,642	27.6	4,547,502,402	28.6	XXX	3,999,242,642
15.8 Line 15.7 as a % of Col. 7	10.1	54.8	25.1	8.4	1.6		100.0	XXX	XXX	XXX	XXX	100.0
15.9 Line 15.7 as a % of Line 12.7, Col. 7, Section 12	2.8	15.1	6.9	2.3	0.4		27.6	XXX	XXX	XXX	XXX	27.6

(a) Includes \$ 1,755,424,671 freely tradable under SEC Rule 144 or qualified for resale under SEC Rule 144A.

(b) Includes \$ 48,803,833 current year of bonds with Z designations and \$ 20,721,270 prior year of bonds with Z designations. The letter "Z" means the NAIC designation was not assigned by the Securities Valuation Office (SVO) at the date of the statement.

(c) Includes \$ current year, \$ prior year of bonds with 5GI designations and \$ current year, \$ 2,716,880 prior year of bonds with 6* designations. "5GI" means the NAIC designation was assigned by the (SVO) in reliance on the insurer's certification that the issuer is current in all principal and interest payments. "6*" means the NAIC designation was assigned by the SVO due to inadequate certification of principal and interest payments.

(d) Includes the following amount of short-term and cash equivalent bonds by NAIC designation: NAIC 1 \$; NAIC 2 \$; NAIC 3 \$; NAIC 4 \$ 7,465 ; NAIC 5 \$; NAIC 6 \$

ANNUAL STATEMENT FOR THE YEAR 2023 OF THE ZURICH AMERICAN INSURANCE COMPANY

SCHEDULE D - PART 1A - SECTION 2

Maturity Distribution of All Bonds Owned December 31, at Book/Adjusted Carrying Values by Major Type and Subtype of Issues

Distribution by Type	1 1 Year or Less	2 Over 1 Year Through 5 Years	3 Over 5 Years Through 10 Years	4 Over 10 Years Through 20 Years	5 Over 20 Years	6 No Maturity Date	7 Total Current Year	8 Col. 7 as a % of Line 12.09	9 Total from Col. 7 Prior Year	10 % From Col. 8 Prior Year	11 Total Publicly Traded	12 Total Privately Placed
1. U.S. Governments												
1.01 Issuer Obligations	317,013,849	1,567,601,379	468,394,018	722,760,099	373,399,149	XXX	3,449,168,494	23.8	3,597,870,760	22.6	3,449,168,494	
1.02 Residential Mortgage-Backed Securities	8,197,617	25,555,900	19,594,758	17,607,080	14,957,748	XXX	85,913,103	0.6	91,956,677	0.6	85,913,103	
1.03 Commercial Mortgage-Backed Securities						XXX						
1.04 Other Loan-Backed and Structured Securities						XXX						
1.05 Totals	325,211,466	1,593,157,279	487,988,776	740,367,179	388,356,897	XXX	3,535,081,597	24.4	3,689,827,437	23.2	3,535,081,597	
2. All Other Governments												
2.01 Issuer Obligations	30,254,539	662,669,745	137,872,616			XXX	830,796,900	5.7	1,036,402,768	6.5	830,796,900	
2.02 Residential Mortgage-Backed Securities						XXX						
2.03 Commercial Mortgage-Backed Securities						XXX						
2.04 Other Loan-Backed and Structured Securities						XXX						
2.05 Totals	30,254,539	662,669,745	137,872,616			XXX	830,796,900	5.7	1,036,402,768	6.5	830,796,900	
3. U.S. States, Territories and Possessions, Guaranteed												
3.01 Issuer Obligations	5,074,025	132,654,117	108,602,566	26,039,539	9,581,195	XXX	281,951,442	1.9	306,492,934	1.9	281,951,442	
3.02 Residential Mortgage-Backed Securities						XXX						
3.03 Commercial Mortgage-Backed Securities						XXX						
3.04 Other Loan-Backed and Structured Securities						XXX						
3.05 Totals	5,074,025	132,654,117	108,602,566	26,039,539	9,581,195	XXX	281,951,442	1.9	306,492,934	1.9	281,951,442	
4. U.S. Political Subdivisions of States, Territories and Possessions, Guaranteed												
4.01 Issuer Obligations	14,612,647	145,421,396	74,954,020	55,505,966	30,154,094	XXX	320,648,123	2.2	373,314,274	2.3	320,648,123	
4.02 Residential Mortgage-Backed Securities						XXX						
4.03 Commercial Mortgage-Backed Securities						XXX						
4.04 Other Loan-Backed and Structured Securities						XXX						
4.05 Totals	14,612,647	145,421,396	74,954,020	55,505,966	30,154,094	XXX	320,648,123	2.2	373,314,274	2.3	320,648,123	
5. U.S. Special Revenue & Special Assessment Obligations etc., Non-Guaranteed												
5.01 Issuer Obligations	49,252,066	611,790,926	504,629,233	433,442,694	701,541,077	XXX	2,300,655,996	15.9	2,506,046,841	15.8	2,300,655,996	
5.02 Residential Mortgage-Backed Securities	47,726,982	186,449,375	132,184,640	96,780,134	19,663,705	XXX	482,804,836	3.3	484,183,551	3.0	480,387,478	2,417,358
5.03 Commercial Mortgage-Backed Securities	3,090,588	27,802,357	22,771,931	14,819,749		XXX	68,484,625	0.5	79,574,581	0.5	68,484,625	
5.04 Other Loan-Backed and Structured Securities						XXX						
5.05 Totals	100,069,636	826,042,658	659,585,804	545,042,577	721,204,782	XXX	2,851,945,457	19.7	3,069,804,973	19.3	2,849,528,099	2,417,358
6. Industrial and Miscellaneous												
6.01 Issuer Obligations	292,228,122	1,759,949,169	1,292,423,122	353,386,395	89,264,700	XXX	3,787,251,508	26.2	4,042,951,338	25.4	1,493,109,775	2,294,141,733
6.02 Residential Mortgage-Backed Securities	19,669,442	105,060,899	21,537,881	20,287,702	7,266,755	XXX	173,822,679	1.2	189,162,480	1.2	12,538,333	161,284,346
6.03 Commercial Mortgage-Backed Securities	247,914,363	554,815,670	272,858,383	4,844,330		XXX	1,080,432,746	7.5	1,282,453,908	8.1	861,270,391	219,162,355
6.04 Other Loan-Backed and Structured Securities	135,648,269	889,340,917	66,151,256	13,082,256	120,944	XXX	1,104,343,642	7.6	1,134,438,436	7.1	279,482,851	824,860,791
6.05 Totals	695,460,196	3,309,166,655	1,652,970,642	391,600,683	96,652,399	XXX	6,145,850,575	42.4	6,649,006,162	41.8	2,646,401,350	3,499,449,225
7. Hybrid Securities												
7.01 Issuer Obligations				10,193,397	7,253,663	XXX	17,447,060	0.1	17,460,806	0.1	17,447,060	
7.02 Residential Mortgage-Backed Securities						XXX						
7.03 Commercial Mortgage-Backed Securities						XXX						
7.04 Other Loan-Backed and Structured Securities						XXX						
7.05 Totals				10,193,397	7,253,663	XXX	17,447,060	0.1	17,460,806	0.1	17,447,060	
8. Parent, Subsidiaries and Affiliates												
8.01 Issuer Obligations						XXX						
8.02 Residential Mortgage-Backed Securities						XXX						
8.03 Commercial Mortgage-Backed Securities						XXX						
8.04 Other Loan-Backed and Structured Securities						XXX						
8.05 Affiliated Bank Loans - Issued						XXX						
8.06 Affiliated Bank Loans - Acquired						XXX						
8.07 Totals						XXX						

ANNUAL STATEMENT FOR THE YEAR 2023 OF THE ZURICH AMERICAN INSURANCE COMPANY

SCHEDULE D - PART 1A - SECTION 2 (Continued)

Maturity Distribution of All Bonds Owned December 31, at Book/Adjusted Carrying Values by Major Type and Subtype of Issues

Distribution by Type	1 1 Year or Less	2 Over 1 Year Through 5 Years	3 Over 5 Years Through 10 Years	4 Over 10 Years Through 20 Years	5 Over 20 Years	6 No Maturity Date	7 Total Current Year	8 Col. 7 as a % of Line 12.09	9 Total from Col. 7 Prior Year	10 % From Col. 8 Prior Year	11 Total Publicly Traded	12 Total Privately Placed
9. SVO Identified Funds												
9.01 Exchange Traded Funds Identified by the SVO	XXX	XXX	XXX	XXX	XXX							
10. Unaffiliated Bank Loans												
10.01 Unaffiliated Bank Loans - Issued						XXX						
10.02 Unaffiliated Bank Loans - Acquired	19,897,394	380,995,359	96,483,309			XXX	497,376,062	3.4	768,354,181	4.8		497,376,062
10.03 Totals	19,897,394	380,995,359	96,483,309			XXX	497,376,062	3.4	768,354,181	4.8		497,376,062
11. Unaffiliated Certificates of Deposit												
11.01 Totals						XXX						
12. Total Bonds Current Year												
12.01 Issuer Obligations	708,435,248	4,880,086,732	2,586,875,575	1,601,328,090	1,211,193,878	XXX	10,987,919,523	75.9	XXX	XXX	8,693,777,790	2,294,141,733
12.02 Residential Mortgage-Backed Securities	75,594,041	317,066,174	173,317,279	134,674,916	41,888,208	XXX	742,540,618	5.1	XXX	XXX	578,838,914	163,701,704
12.03 Commercial Mortgage-Backed Securities	251,004,951	582,618,027	295,630,314	19,664,079		XXX	1,148,917,371	7.9	XXX	XXX	929,755,016	219,162,355
12.04 Other Loan-Backed and Structured Securities	135,648,269	889,340,917	66,151,256	13,082,256	120,944	XXX	1,104,343,642	7.6	XXX	XXX	279,482,851	824,860,791
12.05 SVO Identified Funds	XXX	XXX	XXX	XXX	XXX				XXX	XXX		
12.06 Affiliated Bank Loans						XXX			XXX	XXX		
12.07 Unaffiliated Bank Loans	19,897,394	380,995,359	96,483,309			XXX	497,376,062	3.4	XXX	XXX		497,376,062
12.08 Unaffiliated Certificates of Deposit						XXX			XXX	XXX		
12.09 Totals	1,190,579,903	7,050,107,209	3,218,457,733	1,768,749,341	1,253,203,030		14,481,097,216	100.0	XXX	XXX	10,481,854,571	3,999,242,645
12.10 Line 12.09 as a % of Col. 7	8.2	48.7	22.2	12.2	8.7		100.0	XXX	XXX	XXX	72.4	27.6
13. Total Bonds Prior Year												
13.01 Issuer Obligations	963,168,138	4,833,243,695	3,202,158,257	1,580,318,081	1,301,651,550	XXX	XXX	XXX	11,880,539,721	74.7	9,451,684,408	2,428,855,313
13.02 Residential Mortgage-Backed Securities	96,375,506	361,237,047	178,527,231	101,097,269	28,065,655	XXX	XXX	XXX	765,302,708	4.8	588,298,305	177,004,403
13.03 Commercial Mortgage-Backed Securities	178,582,909	707,661,606	447,625,324	28,158,650		XXX	XXX	XXX	1,362,028,489	8.6	1,053,485,309	308,543,180
13.04 Other Loan-Backed and Structured Securities	137,228,235	865,604,901	126,708,071	4,897,229		XXX	XXX	XXX	1,134,438,436	7.1	269,693,110	864,745,326
13.05 SVO Identified Funds	XXX	XXX	XXX	XXX	XXX				XXX	XXX		
13.06 Affiliated Bank Loans						XXX			XXX	XXX		
13.07 Unaffiliated Bank Loans	29,018,749	438,301,495	301,033,937			XXX	XXX	XXX	768,354,181	4.8		768,354,181
13.08 Unaffiliated Certificates of Deposit						XXX			XXX	XXX		
13.09 Totals	1,404,373,537	7,206,048,744	4,256,052,820	1,714,471,229	1,329,717,205		XXX	XXX	15,910,663,535	100.0	11,363,161,132	4,547,502,403
13.10 Line 13.09 as a % of Col. 9	8.8	45.3	26.7	10.8	8.4		XXX	XXX	100.0	XXX	71.4	28.6
14. Total Publicly Traded Bonds												
14.01 Issuer Obligations	517,294,518	3,948,767,218	1,781,752,358	1,292,007,952	1,153,955,745	XXX	8,693,777,791	60.0	9,451,684,408	59.4	8,693,777,791	XXX
14.02 Residential Mortgage-Backed Securities	57,201,569	215,298,421	154,287,384	116,398,075	35,653,464	XXX	578,838,913	4.0	588,298,305	3.7	578,838,913	XXX
14.03 Commercial Mortgage-Backed Securities	185,633,223	459,987,585	269,314,458	14,819,749		XXX	929,755,015	6.4	1,053,485,309	6.6	929,755,015	XXX
14.04 Other Loan-Backed and Structured Securities	27,643,064	233,248,216	9,073,868	9,517,703		XXX	279,482,851	1.9	269,693,110	1.7	279,482,851	XXX
14.05 SVO Identified Funds	XXX	XXX	XXX	XXX	XXX							XXX
14.06 Affiliated Bank Loans						XXX						XXX
14.07 Unaffiliated Bank Loans						XXX						XXX
14.08 Unaffiliated Certificates of Deposit						XXX						XXX
14.09 Totals	787,772,374	4,857,301,440	2,214,428,068	1,432,743,479	1,189,609,209		10,481,854,570	72.4	11,363,161,132	71.4	10,481,854,570	XXX
14.10 Line 14.09 as a % of Col. 7	7.5	46.3	21.1	13.7	11.3		100.0	XXX	XXX	XXX	100.0	XXX
14.11 Line 14.09 as a % of Line 12.09, Col. 7, Section 12	5.4	33.5	15.3	9.9	8.2		72.4	XXX	XXX	XXX	72.4	XXX
15. Total Privately Placed Bonds												
15.01 Issuer Obligations	191,140,730	931,319,514	805,123,217	309,320,138	57,238,133	XXX	2,294,141,732	15.8	2,428,855,313	15.3	XXX	2,294,141,732
15.02 Residential Mortgage-Backed Securities	18,392,472	101,767,753	19,029,895	18,276,841	6,234,744	XXX	163,701,705	1.1	177,004,403	1.1	XXX	163,701,705
15.03 Commercial Mortgage-Backed Securities	65,371,728	122,630,442	26,315,856	4,844,330		XXX	219,162,356	1.5	308,543,180	1.9	XXX	219,162,356
15.04 Other Loan-Backed and Structured Securities	108,005,205	656,092,701	57,077,388	3,564,553	120,944	XXX	824,860,791	5.7	864,745,326	5.4	XXX	824,860,791
15.05 SVO Identified Funds	XXX	XXX	XXX	XXX	XXX							XXX
15.06 Affiliated Bank Loans						XXX						XXX
15.07 Unaffiliated Bank Loans	19,897,394	380,995,359	96,483,309			XXX	497,376,062	3.4	768,354,181	4.8		497,376,062
15.08 Unaffiliated Certificates of Deposit						XXX						XXX
15.09 Totals	402,807,529	2,192,805,769	1,004,029,665	336,005,862	63,593,821		3,999,242,646	27.6	4,547,502,403	28.6	XXX	3,999,242,646
15.10 Line 15.09 as a % of Col. 7	10.1	54.8	25.1	8.4	1.6		100.0	XXX	XXX	XXX	XXX	100.0
15.11 Line 15.09 as a % of Line 12.09, Col. 7, Section 12	2.8	15.1	6.9	2.3	0.4		27.6	XXX	XXX	XXX	XXX	27.6

6015

ANNUAL STATEMENT FOR THE YEAR 2023 OF THE ZURICH AMERICAN INSURANCE COMPANY

SCHEDULE DA - VERIFICATION BETWEEN YEARS

Short-Term Investments

	1	2	3	4	5
	Total	Bonds	Mortgage Loans	Other Short-term Investment Assets (a)	Investments in Parent, Subsidiaries and Affiliates
1. Book/adjusted carrying value, December 31 of prior year	63,653,639	63,653,639			
2. Cost of short-term investments acquired	69,215,099	69,215,099			
3. Accrual of discount	1,172,310	1,172,310			
4. Unrealized valuation increase/(decrease)	244	244			
5. Total gain (loss) on disposals	5,613	5,613			
6. Deduct consideration received on disposals	134,038,070	134,038,070			
7. Deduct amortization of premium	1,372	1,372			
8. Total foreign exchange change in book/adjusted carrying value					
9. Deduct current year's other than temporary impairment recognized					
10. Book/adjusted carrying value at end of current period (Lines 1+2+3+4+5-6-7+8-9)	7,463	7,463			
11. Deduct total nonadmitted amounts					
12. Statement value at end of current period (Line 10 minus Line 11)	7,463	7,463			

(a) Indicate the category of such assets, for example, joint ventures, transportation equipment:

ANNUAL STATEMENT FOR THE YEAR 2023 OF THE ZURICH AMERICAN INSURANCE COMPANY
SCHEDULE DB - PART A - VERIFICATION BETWEEN YEARS

Options, Caps, Floors, Collars, Swaps and Forwards

1. Book/adjusted carrying value, December 31, prior year (Line 10, prior year)	(1,460,731)
2. Cost paid/(consideration received) on additions:	
2.1 Current year paid/(consideration received) at time of acquisition, still open, Section 1, Column 12	
2.2 Current year paid/(consideration received) at time of acquisition, terminated, Section 2, Column 14	
3. Unrealized valuation increase/(decrease):	
3.1 Section 1, Column 17	1,160,229
3.2 Section 2, Column 19	(257,747) 902,482
4. SSAP No. 108 Adjustments	
5. Total gain (loss) on termination recognized, Section 2, Column 22	24,156,489
6. Considerations received/(paid) on terminations, Section 2, Column 15	24,156,489
7. Amortization:	
7.1 Section 1, Column 19	
7.2 Section 2, Column 21	
8. Adjustment to the book/adjusted carrying value of hedged item:	
8.1 Section 1, Column 20	
8.2 Section 2, Column 23	
9. Total foreign exchange change in book/adjusted carrying value:	
9.1 Section 1, Column 18	(10,519,044)
9.2 Section 2, Column 20	1,718,479 (8,800,565)
10. Book/adjusted carrying value at end of current period (Lines 1+2+3+4+5-6+7+8+9)	(9,358,815)
11. Deduct nonadmitted assets	
12. Statement value at end of current period (Line 10 minus Line 11)	(9,358,815)

SCHEDULE DB - PART B - VERIFICATION

Futures Contracts

1. Book/Adjusted carrying value, December 31 of prior year (Line 6, prior year).....	
2. Cumulative cash change (Section 1, Broker Name/Net Cash Deposits Footnote - Cumulative Cash Change Column)	
3.1 Add:	
Change in variation margin on open contracts - Highly effective hedges	
3.11 Section 1, Column 15, current year minus	
3.12 Section 1, Column 15, prior year	
Change in variation margin on open contracts - All other	
3.13 Section 1, Column 18, current year minus	
3.14 Section 1, Column 18, prior year	
3.2 Add:	
Change in adjustment to basis of hedged item	
3.21 Section 1, Column 17, current year to date minus	
3.22 Section 1, Column 17, prior year	
Change in amount recognized	
3.23 Section 1, Column 19, current year to date minus	
3.24 Section 1, Column 19, prior year plus	
3.25 SSAP No. 108 Adjustments	
3.3 Subtotal (Line 3.1 minus Line 3.2)	
4.1 Cumulative variation margin on terminated contracts during the year (Section 2, Column 15)	
4.2 Less:	
4.21 Amount used to adjust basis of hedged item (Section 2, Column 17)	
4.22 Amount recognized (Section 2, Column 16)	
4.23 SSAP No. 108 Adjustments	
4.3 Subtotal (Line 4.1 minus Line 4.2)	
5. Dispositions gains (losses) on contracts terminated in prior year:	
5.1 Total gain (loss) recognized for terminations in prior year	
5.2 Total gain (loss) adjusted into the hedged item(s) for terminations in prior year	
6. Book/adjusted carrying value at end of current period (Lines 1+2+3.3-4.3-5.1-5.2)	
7. Deduct total nonadmitted amounts	
8. Statement value at end of current period (Line 6 minus Line 7)	

NONE

Schedule DB - Part C - Section 1 - Replication (Synthetic Asset) Transactions (RSATs) Open

N O N E

Schedule DB-Part C-Section 2-Reconciliation of Replication (Synthetic Asset) Transactions Open

N O N E

ANNUAL STATEMENT FOR THE YEAR 2023 OF THE ZURICH AMERICAN INSURANCE COMPANY

SCHEDULE DB - VERIFICATION

Verification of Book/Adjusted Carrying Value, Fair Value and Potential Exposure of all Open Derivative Contracts

	Book/Adjusted Carrying Value Check
1. Part A, Section 1, Column 14.....	(9,358,815)
2. Part B, Section 1, Column 15 plus Part B, Section 1 Footnote - Total Ending Cash Balance
3. Total (Line 1 plus Line 2)	(9,358,815)
4. Part D, Section 1, Column 6	120,622
5. Part D, Section 1, Column 7	(9,479,437)
6. Total (Line 3 minus Line 4 minus Line 5)
	Fair Value Check
7. Part A, Section 1, Column 16	(9,358,815)
8. Part B, Section 1, Column 13
9. Total (Line 7 plus Line 8)	(9,358,815)
10. Part D, Section 1, Column 9	120,622
11. Part D, Section 1, Column 10	(9,479,437)
12. Total (Line 9 minus Line 10 minus Line 11)
	Potential Exposure Check
13. Part A, Section 1, Column 21	257,179
14. Part B, Section 1, Column 20
15. Part D, Section 1, Column 12	257,179
16. Total (Line 13 plus Line 14 minus Line 15)

ANNUAL STATEMENT FOR THE YEAR 2023 OF THE ZURICH AMERICAN INSURANCE COMPANY

SCHEDULE E - PART 2 - VERIFICATION BETWEEN YEARS

(Cash Equivalents)

	1	2	3	4
	Total	Bonds	Money Market Mutual funds	Other (a)
1. Book/adjusted carrying value, December 31 of prior year	432,451,148	7,851,531	424,599,617	
2. Cost of cash equivalents acquired	15,771,743,003	693,832,191	15,077,910,812	
3. Accrual of discount	4,308,949	4,308,949		
4. Unrealized valuation increase/(decrease)	17,732		17,732	
5. Total gain (loss) on disposals	172,598	3,626	168,972	
6. Deduct consideration received on disposals	15,509,560,242	705,996,213	14,803,564,029	
7. Deduct amortization of premium	85	85		
8. Total foreign exchange change in book/adjusted carrying value				
9. Deduct current year's other than temporary impairment recognized				
10. Book/adjusted carrying value at end of current period (Lines 1+2+3+4+5-6-7+8-9)	699,133,103	(1)	699,133,104	
11. Deduct total nonadmitted amounts				
12. Statement value at end of current period (Line 10 minus Line 11)	699,133,103	(1)	699,133,104	

(a) Indicate the category of such investments, for example, joint ventures, transportation equipment:

ANNUAL STATEMENT FOR THE YEAR 2023 OF THE ZURICH AMERICAN INSURANCE COMPANY

SCHEDULE A - PART 1

Showing All Real Estate OWNED December 31 of Current Year

1	2	Location		5	6	7	8	9	10	Change in Book/Adjusted Carrying Value Less Encumbrances					16	17
		3	4							11	12	13	14	15		
Description of Property	Code	City	State	Date Acquired	Date of Last Appraisal	Actual Cost	Amount of Encumbrances	Book/Adjusted Carrying Value Less Encumbrances	Fair Value Less Encumbrances	Current Year's Depreciation	Current Year's Other-Than-Temporary Impairment Recognized	Current Year's Change in Encumbrances	Total Change in Book/Adjusted Carrying Value (13-11-12)	Total Foreign Exchange Change in Book/Adjusted Carrying Value	Gross Income Earned Less Interest Incurred on Encumbrances	Taxes, Repairs and Expenses Incurred
3501 Thurston Ave NW Anoka		Anoka County	MN	12/31/2017	12/31/2018	5,055,338		3,745,811	8,100,000	168,351			(168,351)		1,160,950	
0299999. Property occupied by the reporting entity - Administrative						5,055,338		3,745,811	8,100,000	168,351			(168,351)		1,160,950	
0399999. Total Property occupied by the reporting entity						5,055,338		3,745,811	8,100,000	168,351			(168,351)		1,160,950	
2442 GREENS ROAD AND 2437 PEYTON ROAD	1	Houston	TX	08/16/2013	12/31/2023	10,576,117		7,181,121	9,131,701	328,991			(328,991)		720,762	(11,833)
121 East Tasman Dr	1	San Jose	CA	07/14/2014	12/31/2023	88,217,598		64,735,110	78,300,000	2,572,287			(2,572,287)		6,594,784	3,083,103
1000-1202 West Imperial Highway	1	La Habra	CA	09/04/2014	12/31/2023	53,911,158		37,153,249	38,100,000	1,899,426			(1,899,426)		4,260,117	1,113,624
1222 NW 18th Avenue	1	Portland	OR	08/07/2014	12/31/2023	27,140,236		19,354,937	16,000,000	811,361			(811,361)		1,831,397	1,172,032
122 Rindge Ave. and 41 Yerxa Rd.	1	Cambridge	MA	01/15/2015	12/31/2023	40,279,241		29,997,842	33,787,614	1,169,962			(1,169,962)		2,670,909	1,101,128
1 Windsor Woods Land	1	Canton	MA	01/08/2015	12/31/2023	40,362,491		29,702,269	50,961,693	1,263,810			(1,263,810)		4,313,102	2,165,381
1030 SW Jefferson St.	1	Portland	OR	06/19/2015	12/31/2023	61,997,034		46,376,992	42,900,000	1,869,953			(1,869,953)		4,431,000	2,362,221
400-440 Boston Post Road	1	Wayland	MA	08/11/2015	12/31/2023	70,257,088		53,569,785	40,509,763	2,098,559			(2,098,559)		4,975,597	2,476,900
11 South Green Street, Chicago, IL 60007	1	Chicago	IL	03/01/2016	12/31/2023	85,896,787		65,564,986	69,982,818	2,641,375			(2,641,375)		6,002,096	2,839,426
30 North 41st St	1	Philadelphia	PA	04/19/2016	12/31/2023	44,140,288		34,807,186	33,700,000	1,220,528			(1,220,528)		3,291,563	742,757
1745-2160 Eastlake Parkway	1	Chula Vista	CA	05/04/2016	12/31/2023	51,568,127		40,883,635	56,900,000	1,404,131			(1,404,131)		4,577,136	1,625,931
2121 Ponce del Leon	1	Coral Gables	FL	06/01/2016	12/31/2023	70,542,168		54,575,879	58,700,000	2,658,090			(2,658,090)		5,563,238	3,404,514
100 NE 3rd Avenue	1	Fort Lauderdale	FL	08/10/2016	12/31/2023	55,455,054		45,260,896	44,400,000	1,522,870			(1,522,870)		3,574,879	3,310,476
3901 NE 12th Avenue	1	Pompano Beach	FL	08/17/2016	12/31/2023	23,977,801		19,992,493	50,676,366	544,389			(544,389)		2,238,936	727,413
1300 Guadalupe	1	Austin	TX	01/17/2017	12/31/2023	21,451,131		17,034,769	18,200,000	672,314			(672,314)		2,165,121	776,594
35 Music Square	1	Nashville	TN	03/17/2017	12/31/2023	42,705,181		34,750,586	34,000,000	1,223,084			(1,223,084)		3,901,526	1,518,474
2322-2564 N. University Dr.	1	Coral Spring	FL	06/01/2017	12/31/2023	51,521,406		42,684,290	50,800,000	1,354,692			(1,354,692)		3,781,169	1,262,802
10918 Cherry Ave.	1	Fontana	CA	09/12/2017	12/31/2023	19,864,600		16,684,660	52,553,950	502,353			(502,353)		2,791,341	384,957
1555-1575 Selby Ave.	1	St. Paul	MN	09/22/2017	12/31/2023	88,511,540		71,040,567	68,500,000	2,774,695			(2,774,695)		6,811,699	3,319,042
55 Seaport Blvd	1	Boston	MA	11/09/2017	12/31/2023	23,694,492		19,362,144	19,800,000	722,058			(722,058)		1,638,882	341,630
500 East Morehead Street	1	Charlotte	NC	08/22/2018	12/31/2023	92,067,955		76,075,432	91,400,000	3,227,098			(3,227,098)		7,385,971	2,055,963
335 Davidson Mills Rd.	1	South Brunswick	NJ	09/26/2018	12/31/2023	99,904,359		85,414,450	101,600,000	2,719,201			(2,719,201)		5,774,822	1,127,412
636 Highway 90A-Best Buy	1	Missouri	TX	11/14/2018	12/31/2023	48,122,658		40,790,700	56,200,000	1,419,089			(1,419,089)		2,597,365	267,391
7751 Brier Creek Parkway	1	Raleigh	NC	02/13/2019	12/31/2023	34,442,851		29,612,013	32,000,000	985,455			(985,455)		3,723,184	981,243
3980 Central Park Blvd	1	Denver	CO	05/21/2020	12/31/2023	85,902,710		77,474,361	94,000,000	2,309,426			(2,309,426)		4,293,564	457,116
8820 South Sepulveda Eastway	1	Los Angeles	CA	05/06/2022	12/31/2023	74,040,743		70,758,454	63,500,000	1,980,023			(1,980,023)		4,343,199	2,690,422
13508 Marlay Avenue	1	Fontana	CA	07/18/2022	12/31/2023	58,355,207		56,582,446	52,600,000	1,181,840			(1,181,840)		2,543,416	855,976
6510-B, 6410-C, 6410-F LANGFIELD ROAD	1	Houston	TX	08/16/2013	12/31/2023	14,706,382		9,906,560	14,652,768	447,882			(447,882)		1,494,133	468,714
7201 Charlotte Pike	1	Nashville	TN	08/04/2021	12/31/2023	58,757,231		54,263,279	56,254,801	1,896,729			(1,896,729)		4,297,470	1,846,038
0499999. Properties held for the production of income						1,538,369,633		1,251,591,090	1,430,111,474	45,421,671			(45,421,671)		112,588,378	44,466,849
0699999 - Totals						1,543,424,970		1,255,336,901	1,438,211,474	45,590,022			(45,590,022)		113,749,328	44,466,849

E01

ANNUAL STATEMENT FOR THE YEAR 2023 OF THE ZURICH AMERICAN INSURANCE COMPANY

SCHEDULE A - PART 2

Showing All Real Estate ACQUIRED and Additions Made During the Year

1 Description of Property	Location		4 Date Acquired	5 Name of Vendor	6 Actual Cost at Time of Acquisition	7 Amount of Encumbrances	8 Book/Adjusted Carrying Value Less Encumbrances	9 Additional Investment Made After Acquisition
	2 City	3 State						
121 East Tasman Dr.	San Jose	CA.....	.07/14/2014	131,534
1000-1202 West Imperial Highway	La Habra	CA.....	.09/04/2014	420,830
1222 NW 18th Avenue	Portland	OR.....	.08/07/2014	33,898
122 Rindge Ave. and 41 Yerxa Rd.	Cambridge	MA.....	.01/15/2015	273,498
1 Windsor Woods Land.	Canton	MA.....	.01/08/2015	641,202
1030 SW Jefferson St.	Portland	OR.....	.06/19/2015	93,802
400-440 Boston Post Road.	Wayland	MA.....	.08/11/2015	463,394
11 South Green Street, Chicago, IL 60007	Chicago	IL.....	.03/01/2016	240,572
30 North 41st St	Philadelphia	PA.....	.04/19/2016	51,137
1745-2160 Eastlake Parkway	Chula Vista	CA.....	.05/04/2016	31,025
2121 Ponce del Leon	Coral Gables	FL.....	.06/01/2016	4,655,398
100 NE 3rd Avenue	Fort Lauderdale	FL.....	.08/10/2016	4,759,518
1300 Guadalupe	Austin	TX.....	.01/17/2017	306,156
35 Music Square	Nashville	TN.....	.03/17/2017	404,368
2322-2564 N. University Dr.	Coral Spring	FL.....	.06/01/2017	395,277
1555-1575 Selby Ave.	St. Paul	MN.....	.09/22/2017	575,949
500 East Morehead Street	Charlotte	NC.....	.08/22/2018	546,362
335 Davidson Mills Rd.	South Brunswick	NJ.....	.09/26/2018	14,830
3980 Central Park Blvd	Denver	CO.....	.05/21/2020	14,830
7201 Charlotte Pike	Nashville	TN.....	.08/04/2021	625,254
8820 South Sepulveda Eastway	Los Angeles	CA.....	.05/06/2022	365,281
0199999. Acquired by Purchase								15,044,116
0399999 - Totals								15,044,116

E02

ANNUAL STATEMENT FOR THE YEAR 2023 OF THE ZURICH AMERICAN INSURANCE COMPANY

SCHEDULE A - PART 3

Showing All Real Estate DISPOSED During the Year, Including Payments During the Final Year on "Sales Under Contract"

1	Location		4	5	6	7	8	Change in Book/Adjusted Carrying Value Less Encumbrances					14	15	16	17	18	19	20	
	2	3						9	10	11	12	13								
Description of Property	City	State	Disposal Date	Name of Purchaser	Actual Cost	Expended for Additions, Permanent Improvements and Changes in Encumbrances	Book/Adjusted Carrying Value Less Encumbrances Prior Year	Current Year's Depreciation	Current Year's Other-Than-Temporary Impairment Recognized	Current Year's Change in Encumbrances	Total Change in Book/Adjusted Carrying Value (11-9-10)	Total Foreign Exchange Change in Book/Adjusted Carrying Value	Book/Adjusted Carrying Value Less Encumbrances on Disposal	Amounts Received During Year	Foreign Exchange Gain (Loss) on Disposal	Realized Gain (Loss) on Disposal	Total Gain (Loss) on Disposal	Gross Income Earned Less Interest Incurred on Encumbrances	Taxes, Repairs and Expenses Incurred	
2301 Columbia Pike	Arlington	VA.....	08/26/2021 ..	HSC Siena Park LLC														(89,903)	2,000	
0199999. Property Disposed																			(89,903)	2,000
0399999 - Totals																			(89,903)	2,000

E03

Schedule B - Part 1 - Mortgage Loans Owned

N O N E

Schedule B - Part 2 - Mortgage Loans Acquired and Additions Made

N O N E

Schedule B - Part 3 - Mortgage Loans Disposed, Transferred or Repaid

N O N E

ANNUAL STATEMENT FOR THE YEAR 2023 OF THE ZURICH AMERICAN INSURANCE COMPANY

SCHEDULE BA - PART 1

Showing Other Long-Term Invested Assets OWNED December 31 of Current Year

1	2	3	4 Location		6	7	8	9	10	11	12	Change in Book/Adjusted Carrying Value					18	19	20
			4 City	5 State								13	14	15	16	17			
CUSIP Identification	Name or Description	Code	City	State	Name of Vendor or General Partner	NAIC Designation, NAIC Designation Modifier and SVO Administrative Symbol	Date Originally Acquired	Type and Strategy	Actual Cost	Fair Value	Book/ Adjusted Carrying Value Less Encumbrances	Unrealized Valuation Increase/ (Decrease)	Current Year's (Depreciation) or (Amortization)/ Accretion	Current Year's Other-Than-Temporary Impairment Recognized	Capitalized Deferred Interest and Other	Total Foreign Exchange Change in Book/ Adjusted Carrying Value	Investment Income	Commitment for Additional Investment	Percentage of Ownership
000000-00-0	Riverside VII		New York	NY	RIVERSIDE PARTNERS LLC		04/22/2019	3	3,148,481	4,318,935	4,318,935	(620,406)				300,637	910,660	0.330	
000000-00-0	Hellman & Friedman IX		San Francisco	CA	HELLMAN & FRIEDMAN LLC		04/07/2020	3	21,104,096	33,669,725	33,669,725	5,682,007				223,555	1,375,422	0.170	
000000-00-0	Bain Capital X		Boston	MA	BAIN CAPITAL PRIVATE EQUITY LP		03/31/2008	3	4,585,456	3,830,220	3,830,220	683,190					598,629	0.280	
000000-00-0	New Capital III		Wilmington	DE	NEW CAPITAL PARTNERS/PRIVATE EQUITY		11/01/2017	3	10,051,276	15,409,783	15,409,783	(2,606,392)					1,770,125	7.780	
000000-00-0	Riverside Micro-Cap Fund V		New York	NY	RIVERSIDE PARTNERS LLC		05/01/2019	3	13,245,743	20,903,520	20,903,520	683,415				437,111	1,304,136	2.670	
000000-00-0	TA Atlantic and Pacific VI		New York	NY	TA ASSOCIATES/PRIVATE EQUITY		05/31/2008	3	271,190	581,340	581,340	(203,640)				112,500	150,000	0.860	
000000-00-0	Ambienta II		London	GBR	AMBIENTA SGR SPA		06/27/2014	3		791,845	793,893	(973,372)				115,804	240,961	16.670	
000000-00-0	Westview IV		Boston	MA	WESTVIEW CAPITAL PARTNERS LP/PRIVATE EQUITY		12/20/2018	3	21,746,618	29,425,500	29,425,500	(2,420,841)				3,249,329	2,534,441	4.290	
000000-00-0	Dentalcorp LCB DCC Investment Holdings, L.P. Palestra Capital Partners, LP Series 3		Toronto	CAN	LCB DCC Investment Holdings, L.P.		04/18/2018	3	4,805,715	3,370,995	3,370,995	3,076,785		5,363,643				1.060	
000000-00-0	Interests OP		New York	NY	PALESTRA CAPITAL MANAGEMENT LLC		01/31/2014	5	19,381,000	42,458,179	42,458,179	8,090,783						1.880	
000000-00-0	TAL China Focus US Fund, LP, Class B OP		Hong Kong	HKG	TRIVEST CAPITAL LTD		08/01/2013	5	10,196,370	40,182,475	40,182,475	6,732,418						0.665	
000000-00-0	TAL China Focus US Fund, LP, Class B (DI-2) OP		Hong Kong	HKG	TRIVEST CAPITAL LTD		09/30/2018	5	350,469	1,250,360	1,250,360	(310,108)						0.665	
000000-00-0	TAL China Focus US Fund, LP, Class B (DI-1) OP		Hong Kong	HKG	TRIVEST CAPITAL LTD		09/30/2018	5	1,062,578	1,098,820	1,098,820	36,242						0.665	
000000-00-0	TIG Arbitrage Enhanced Fund, Ltd Sub-Class 1B		Rohnert Park	CA	TIG ADVISORS LLC		07/01/2019	6	35,737,430	45,493,335	45,493,335	4,815,513						6.319	
000000-00-0	Thoma Bravo Discover Fund II LP ZAIC		Chicago	IL	THOMA BRAVO LLC		12/10/2018	3	8,403,723	16,393,850	16,393,850	704,785				1,641,713	3,475,614	0.570	
000000-00-0	Excellere Capital Fund III ZAIC		Wilmington	DE	EXCELLERE PARTNERS		12/31/2017	3	11,969,920	19,950,120	19,950,120	958,256				303,458	1,779	3.640	
000000-00-0	INSIGHT VENTURE PARTNERS XI LP FUND ZAIC		New York	NY	INSIGHT VENTURE PARTNERS LP		03/25/2020	3	9,304,818	14,135,850	14,135,850	(1,373,630)				33,835	299,246	0.140	
000000-00-0	Vista Equity Endeavor Fund II ZAIC		New York	NY	VISTA EQUITY PARTNERS LLC		09/19/2019	3	2,604,858	3,546,955	3,546,955	(43,654)				294,232	1,989,754	0.590	
000000-00-0	Warburg Pincus Energy L.P. ZAIC		New York	NY	WARBURG PINCUS LLC		07/31/2014	3	4,572,511	6,666,816	6,666,816	(1,111,616)				678,400	640,000	0.400	
000000-00-0	KPS Special Situations Fund V ZAIC		New York	NY	KPS CAPITAL PARTNERS LP		07/13/2020	3	6,337,542	13,975,040	13,975,040	2,855,064				29,922	10,506,250	0.330	
000000-00-0	L CATTERTON IX LP FUND ZAIC		Greenwich	CT	CATTERTON MANAGEMENT CO LLC		05/22/2020	3	14,445,366	19,031,260	19,031,260	1,307,781				460,962	3,200,795	0.440	
000000-00-0	Vista Equity Endeavor Fund I-A LP ZAIC		New York	NY	VISTA EQUITY PARTNERS LLC		06/01/2017	3	3,210,567	5,299,335	5,299,335	(691,468)				1,120,186	1,032,084	0.890	
000000-00-0	Gryphon V LP ZAIC		San Francisco	CA	GRYPHON INVESTORS INC		08/29/2018	3	16,102,933	26,283,100	26,283,100	1,332,554				67,960	2,811,494	1.000	
000000-00-0	THOMA BRAVO FUND XIII LP ZAIC		Chicago	IL	THOMA BRAVO LLC		04/26/2019	3	8,284,141	14,162,020	14,162,020	1,659,476				912,555	831,692	0.110	
000000-00-0	L. Catterton Partners VIII LP ZAIC		Greenwich	CT	CATTERTON MANAGEMENT CO LLC		06/13/2017	3	13,061,246	14,532,820	14,532,820	(2,384,384)				2,865,170	3,742,134	0.730	
000000-00-0	DW HEALTHCARE PARTNERS V LP FUND		Park City	UT	DW HEALTHCARE PARTNERS		08/22/2019	3	7,121,048	11,300,350	11,300,350	2,775,861					1,746,429	1.670	
000000-00-0	Advent Int'l GPE Fund IX, L.P. ZAIC		New York	NY	ADVENT INTERNATIONAL LP		10/21/2019	3	16,475,983	23,892,440	23,892,440	(2,468,288)				326,905	1,298,713	0.110	
000000-00-0	Hg Saturn 2, L.P.		London	GBR	HSCAPITAL LLP		05/06/2020	3	12,791,802	18,422,320	18,422,320	3,192,714					5,549,905	0.340	
000000-00-0	Thoma Bravo Fund XIV LP		Chicago	IL	THOMA BRAVO LLC		05/30/2020	3	8,327,926	9,665,930	9,665,930	1,944,775				318,880	1,451,705	0.070	
000000-00-0	Thoma Bravo Discover Fund III LP		Chicago	IL	THOMA BRAVO LLC		06/01/2020	3	11,525,456	13,975,000	13,975,000	1,272,120					24,515	0.420	
000000-00-0	TECHNOLOGY CROSSOVER VENTURES FUND XI		Palo Alto	CA	TECHNOLOGY CROSSOVER VENTURES LP		10/02/2020	3	6,436,901	5,800,690	5,800,690	(518,594)					2,855,556	0.310	
000000-00-0	Clayton Dubilier & Rice Fund X		New York	NY	CLAYTON DUBILIER & RICE LLC		03/27/2018	3	12,592,905	24,024,240	24,024,240	(468,921)				3,838,203	2,640,046	0.250	
000000-00-0	BlackRock European Hedge Fund, LP OP		London	GBR	BLACKROCK INVESTMENT MANAGEMENT UK LTD/U		01/07/2016	5	19,625,344	42,658,506	42,658,506	5,909,293						0.477	
000000-00-0	Caxton Global Investments (USA), LLC Class T (Unrestricted)		New York	NY	CAXTON GLOBAL INVESTMENTS LLC		12/31/2008	4	18,643,627	47,733,842	47,733,842	(220,165)						0.641	
000000-00-0	Complus Asia Macro US Fund, LP OP		Hong Kong	HKG	COMPLUS ASSET MANAGEMENT LTD		11/01/2016	4	38,193,301	53,050,787	53,050,787	4,232,850						3.208	
000000-00-0	King Street Capital, LP - Special Investments OP		New York	NY	KING STREET CAPITAL MANAGEMENT LP		06/18/2008	11	126,914	370,297	370,297	52,624						0.002	
000000-00-0	Apollo Credit Strategies Fund OP		New York	NY	APOLLO CAPITAL MANAGEMENT LP		11/01/2018	11	27,150,095	41,120,697	41,120,697	3,306,180						0.726	
000000-00-0	ISAM Systematic Trend, LLC OP		Dover	DE	ISAM VECTOR LLC		07/31/2015	9	6,802,818	12,225,012	12,225,012	261,917						1.226	
000000-00-0	Jericho Capital, LP OP		Wilmington	DE	JERICO CAPITAL ASSET MANAGEMENT LP		10/31/2015	5	18,008,799	33,888,009	33,888,009	5,706,689						1.563	
000000-00-0	Southpoint Qualified Fund, LP Class A OP		New York	NY	SOUTHPOINT CAPITAL ADVISORS LP		12/31/2007	5	14,390,615	42,416,828	42,416,828	5,771,659						0.918	
000000-00-0	Redmile Capital Fund, LP OP		San Francisco	CA	REDMILE GROUP LLC		07/30/2008	5	6,271,166	12,138,009	12,138,009	185,585						1.021	

E07

ANNUAL STATEMENT FOR THE YEAR 2023 OF THE ZURICH AMERICAN INSURANCE COMPANY

SCHEDULE BA - PART 1

Showing Other Long-Term Invested Assets OWNED December 31 of Current Year

1	2	3	4 Location		6	7	8	9	10	11	12	Change in Book/Adjusted Carrying Value					18	19	20
			4 City	5 State								13	14	15	16	17			
CUSIP Identification	Name or Description	Code	City	State	Name of Vendor or General Partner	NAIC Designation, NAIC Designation Modifier and SVO Administrative Symbol	Date Originally Acquired	Type and Strategy	Actual Cost	Fair Value	Book/ Adjusted Carrying Value Less Encumbrances	Unrealized Valuation Increase/ (Decrease)	Current Year's (Depreciation) or (Amortization)/ Accretion	Current Year's Other-Than-Temporary Impairment Recognized	Capitalized Deferred Interest and Other	Total Foreign Exchange in Book/ Adjusted Carrying Value	Investment Income	Commitment for Additional Investment	Percentage of Ownership
000000-00-0	Davidson Kempner Partners OP		New York	NY	DAVIDSON KEMPNER CAPITAL MANAGEMENT LP		07/31/2009	6	13,101,608	29,079,584	29,079,584	1,523,914							0.128
000000-00-0	Third Point Partners Qualified, LP (1/2008) OP		New York	NY	THIRD POINT ADVISORS LLC		12/31/2007	6	10,484,538	24,908,133	24,908,133	957,955							0.937
000000-00-0	Edgestream Sumatra Fund, LP OP		Walnut Creek	CA	EDGESTREAM PARTNERS LP		06/30/2009	9	14,980,441	23,680,797	23,680,797	975,952							2.359
000000-00-0	LeapFrog Financial Inclusion Fund III ZAIC		New York	NY	LEAPFROG INVESTMENTS LTD/PRIVATE EQUITY		04/26/2019	3	13,472,962	17,458,455	17,458,455	(63,511)				12,987	1,363,751	2.500	
000000-00-0	Technology Crossover Ventures IX ZAIC		Palo Alto	CA	TECHNOLOGY CROSSOVER VENTURES LP		12/31/2016	3	5,501,555	8,474,320	8,474,320	761,697				370,329	2,062,000	0.400	
000000-00-0	Upstream co-investment, L.P. ZAIC		Denver	CO	REVELSTOKE CAPITAL PARTNERS LLC		11/19/2019	3	13,571,284	31,536,600	31,536,600	1,096,653						1.070	
000000-00-0	Third Point Structured Credit Opportunities Onshore LP		New York	NY	THIRD POINT ADVISORS LLC		07/01/2020	7	30,341,440	36,064,173	36,064,173	2,774,707							5.415
000000-00-0	TCV X, L.P.		Palo Alto	CA	TECHNOLOGY CROSSOVER VENTURES LP		05/17/2019	3	12,450,214	26,112,840	26,112,840	413,684				1,301,621	4,989,341	0.670	
000000-00-0	Clayton Dubilier & Rice Fund XI		New York	NY	CLAYTON DUBILIER & RICE LLC		05/06/2020	3	11,222,768	12,741,720	12,741,720	788,295						0.120	
000000-00-0	ADVENT GLOBAL TECHNOLOGY LP FUND ZAIC		New York	NY	ADVENT INTERNATIONAL LP		03/26/2020	3	4,190,066	5,589,040	5,589,040	(151,460)					200,000	0.250	
000000-00-0	THE CAMPBELL ABSOLUTE RETURN 0 FUND ZAIC		Baltimore	MD	CAMPBELL & CO INVESTMENT ADVISER LLC		01/01/2020	9	27,000,000	34,848,312	34,848,312	322,160						7.313	
000000-00-0	KIRKOSWALD GLOBAL MACRO FUND ZAIC		London	GBR	KIRKOSWALD CAPITAL PARTNERS LLP		01/01/2020	4	24,827,557	38,565,956	38,565,956	423,011						0.526	
000000-00-0	Technology Crossover Ventures VIII ZAIC		Palo Alto	CA	TECHNOLOGY CROSSOVER VENTURES LP		02/02/2014	3	9,052,685	15,028,950	15,028,950	892,272				2,236,396	1,923,747	0.670	
000000-00-0	LINDEN INVESTORS LP Class A		Wilmington	DE	LINDEN ADVISORS LP		01/01/2021	8	36,333,957	41,056,864	41,056,864	4,285,924						0.737	
000000-00-0	WOLVERINE FLAGSHIP FUND LP 012021		Chicago	IL	WOLVERINE ASSET MANAGEMENT LLC		01/01/2021	8	34,031,991	41,091,741	41,091,741	3,268,109						1.077	
000000-00-0	GRYPHON PARTNERS VI LP FUND		San Francisco	CA	GRYPHON INVESTORS INC		03/26/2021	3	7,354,697	9,105,790	9,105,790	838,926					1,891,578	0.360	
000000-00-0	GRYPHON HERITAGE PARTNERS LP FUND		San Francisco	CA	GRYPHON INVESTORS INC		03/26/2021	3	2,016,643	2,497,845	2,497,845	(964,266)				1,899,360	2,983,357	1.000	
000000-00-0	ADVENT GLOBAL TECHNOLOGY LP II FUND		New York	NY	ADVENT INTERNATIONAL LP		10/01/2021	3	3,337,939	4,524,280	4,524,280	1,263,725						0.330	
000000-00-0	BELRON SPV		Egham	GBR	BELRON GROUP SA		12/28/2021	3	6,262,474	7,581,124	7,581,124	1,955,778				346,486		0.060	
000000-00-0	Tresidor Europe Credit Fund Class C U		London	GBR	TRESIDOR INVESTMENT MANAGEMENT LLP		01/01/2022	7	21,000,000	22,584,569	22,584,569	1,224,506						1.113	
000000-00-0	INSIGHT VENTURE PARTNERS XII FUND 2		New York	NY	INSIGHT VENTURE PARTNERS LP		07/13/2021	3	3,609,751	3,394,875	3,394,875	312,245				2	1,125,000	0.040	
000000-00-0	Woodline Fund LP		San Francisco	CA	WOODLINE PARTNERS LP		04/01/2022	5	1,875,000	2,266,730	2,266,730	269,383						0.033	
000000-00-0	Andreessen Horowitz 2022 Annual Fund, L.P. 2		Menlo Park	CA	ANDREESSEN HOROWITZ		05/23/2022	3	13,130,001	12,651,075	12,651,075	166,850					11,250,000	1.750	
000000-00-0	East One Commodity Fund LP US\$ Shares		London	GBR	EAST X LLP		07/01/2022	13	25,500,000	24,472,979	24,472,979	(1,305,332)						0.793	
000000-00-0	Thomas Bravo Fund XV LP (ZAIC)		Chicago	IL	THOMA BRAVO LLC		09/02/2022	3	3,160,944	3,713,110	3,713,110	571,882						0.020	
000000-00-0	Thomas Bravo Discover Fund IV LP (ZAIC)		Chicago	IL	THOMA BRAVO LLC		09/02/2022	3	2,533,867	2,944,610	2,944,610	483,006						0.090	
000000-00-0	Hellman & Friedman LLC Fund XI (ZAIC)		San Francisco	CA	HELLMAN & FRIEDMAN LLC		12/21/2022	3	1	10	10							0.040	
000000-00-0	Clayton Dubilier & Rice Fund XII (ZAIC)		New York	NY	CLAYTON DUBILIER & RICE FUND XII LP		11/30/2022	3	1	5	5							0.030	
000000-00-0	Alpine LLC Fund IX (ZAIC)		Signal Hill	CA	ALPINE INVESTORS LP		03/01/2023	3	319,355	319,355	319,355							0.110	
000000-00-0	Vitruvian Partnership LLC Fund V (ZAIC)		London	GBR	VITRUVIAN PARTNERS LLP		03/07/2023	3	685,031	571,669	571,669	(117,975)			4,613			0.140	
000000-00-0	Hg Mercury 4 LP (ZAIC)		London	GGY	HG MERCURY 4 LP		03/02/2023	3	1	5,294	5,317	5,316						0.290	
000000-00-0	GTCR XIV LP (ZAIC)		Dover	DE	GTCR GOLDBER RAUNER LLC		04/21/2023	3	1	5	5							0.040	
000000-00-0	CVC IX LP (ZAIC)		ST. HELLIER	JEY	CVC CAPITAL PARTNERS IX LP		05/11/2023	3	1	6	6							0.020	
000000-00-0	59 North Partners LP		Wilmington	DE	59 NORTH CAPITAL MANAGEMENT LP		04/01/2023	5	26,000,000	31,308,303	31,308,303	5,308,303						2.714	
000000-00-0	CD&R Brand Co-Invest, L.P. ZAIC		New York	NY	CLAYTON DUBILIER & RICE LLC		02/03/2020	3	4,254,533	4,254,533	4,254,533	1,694,287		1,703,172				0.140	
000000-00-0	Lexington Capital Partners IX ZAIC		New York	NY	LEXINGTON PARTNERS INC		12/20/2019	3	18,035,546	25,198,525	25,198,525	(490,457)				848,115	5,619,724	0.170	
000000-00-0	ICG STRATEGIC EQUITY FUND III FUND ZAIC		New York	NY	ICG STRATEGIC EQUITY FUND III LP		03/04/2020	3	9,832,276	23,282,620	23,282,620	2,598,184				56,005	6,941,908	1.250	
000000-00-0	DOVER STREET X LP FUND		Boston	MA	HARBORVEST PARTNERS LLC		05/20/2020	3	5,836,173	8,213,750	8,213,750	227,838				177,761	2,950,000	0.170	
000000-00-0	KPS VI LP (ZAIC)		NEW YORK	NY	KPS SPECIAL SITUATIONS FUND VI LP		06/30/2023	3	1	10	10							0.125	
000000-00-0	KPS MID CAP II LP (ZAIC)		New York	NY	KPS SPECIAL SITUATIONS MID-CAP FUND II L		06/30/2023	3	1	5	5							0.330	
000000-00-0	Greenhouse Offshore Fund Ltd 04012023 (ZAIC)		Wilmington	DE	GREENHOUSE FUNDS LLLL		04/01/2023	5	18,000,000	18,300,659	18,300,659	300,659						2.717	
000000-00-0	Trivest Recognition Fund, L.P. (ZAIC)		Coral Gables	FL	TRIVEST PARTNERS LP		08/02/2023	3	509,870	509,870	509,870							1.000	
000000-00-0	Project Rock Co-Invest Fund L.P. (ZAIC)		Chicago	IL	THOMA BRAVO LLC		11/03/2023	3	5,250,001	5,250,000	5,250,000	(1)						0.380	
000000-00-0	Wynnchurch Capital Partners VI L.P. (ZAIC)		Rosemont	IL	WYNNCHURCH CAPITAL PARTNERS LP		12/14/2023	3	5	6	6							0.190	

E07.1

ANNUAL STATEMENT FOR THE YEAR 2023 OF THE ZURICH AMERICAN INSURANCE COMPANY

SCHEDULE BA - PART 1

Showing Other Long-Term Invested Assets OWNED December 31 of Current Year

1 CUSIP Identification	2 Name or Description	3 Code	4 Location		6 Name of Vendor or General Partner	7 NAIC Designation, NAIC Designation Modifier and SVO Admini- strative Symbol	8 Date Originally Acquired	9 Type and Strategy	10 Actual Cost	11 Fair Value	12 Book/ Adjusted Carrying Value Less Encum- brances	Change in Book/Adjusted Carrying Value					18 Invest- ment Income	19 Commit- ment for Additional Invest- ment	20 Percent- age of Own- ership	
			4 City	5 State								13 Unrealized Valuation Increase/ (Decrease)	14 Current Year's (Depre- ciation) or (Amorti- zation)/ Accretion	15 Current Year's Other- Than- Tempo- rary Impair- ment Recogn- ized	16 Capital- ized Deferred Interest and Other	17 Total Foreign Exchange Change in Book/ Adjusted Carrying Value				
000000-00-0	Merewether Cyclical Partners LP Onshore LP ZAIC		Dallas	TX	MEREWETHER INVESTMENT MANAGEMENT LP		12/01/2023	5	25,000,000	24,790,000	24,790,000	(210,000)								3.220
2599999. Joint Venture Interests - Other - Unaffiliated									932,535,922	1,413,424,252	1,413,426,323	88,797,322		7,066,815		4,613	24,580,379	184,181,969	XXX	
000000-00-0	Zurich NA Investment Blocker, LLC		Wilmington	DE	Bonavista Energy Corporation		08/11/2020		3,633,349	8,668,926	8,668,926	(1,274,428)								100.000
2699999. Joint Venture Interests - Other - Affiliated									3,633,349	8,668,926	8,668,926	(1,274,428)								XXX
6099999. Total - Unaffiliated									932,535,922	1,413,424,252	1,413,426,323	88,797,322		7,066,815		4,613	24,580,379	184,181,969	XXX	
6199999. Total - Affiliated									3,633,349	8,668,926	8,668,926	(1,274,428)								XXX
6299999 - Totals									936,169,271	1,422,093,178	1,422,095,249	87,522,894		7,066,815		4,613	24,580,379	184,181,969	XXX	

1. Line Book/Adjusted Carrying Value by NAIC Designation Category Footnote:

Number	1A ..\$	1B ..\$	1C ..\$	1D ..\$	1E ..\$	1F ..\$	1G ..\$
1A	1A ..\$	1B ..\$	1C ..\$	1D ..\$	1E ..\$	1F ..\$	1G ..\$
1B	2A ..\$	2B ..\$	2C ..\$				
1C	3A ..\$	3B ..\$	3C ..\$				
1D	4A ..\$	4B ..\$	4C ..\$				
1E	5A ..\$	5B ..\$	5C ..\$				
1F	6 ..\$						

ANNUAL STATEMENT FOR THE YEAR 2023 OF THE ZURICH AMERICAN INSURANCE COMPANY

SCHEDULE BA - PART 2

Showing Other Long-Term Invested Assets ACQUIRED AND ADDITIONS MADE December 31 of Current Year

1 CUSIP Identification	2 Name or Description	3 Location		5 Name of Vendor or General Partner	6 Date Originally Acquired	7 Type and Strategy	8 Actual Cost at Time of Acquisition	9 Additional Investment Made After Acquisition	10 Amount of Encumbrances	11 Percentage of Ownership	
		City	State								
000000-00-0	Riverside VII	New York	NY	RIVERSIDE PARTNERS LLC	04/22/2019	3		489,227		0.330	
000000-00-0	New Capital III	Wilmington	DE	NEW CAPITAL PARTNERS/PRIVATE EQUITY	11/01/2017	3		1,726,614		7.780	
000000-00-0	Riverside Micro-Cap Fund V	New York	NY	RIVERSIDE PARTNERS LLC	05/01/2019	3		2,448,929		2.670	
000000-00-0	Westview IV	Boston	MA	WESTVIEW CAPITAL PARTNERS LP/PRIVATE EQUITY	12/20/2018	3		4,303,416		4.290	
000000-00-0	TAL China Focus US Fund, LP, Class B OP	Hong Kong	HKG	TRIVEST CAPITAL LTD	08/01/2013	5		1,412,683		0.665	
000000-00-0	Thoma Bravo Discover Fund II LP ZAIC	Chicago	IL	THOMA BRAVO LLC	12/10/2018	3		223,115		0.570	
000000-00-0	Vista Equity Endeavor Fund II ZAIC	New York	NY	VISTA EQUITY PARTNERS LLC	09/19/2019	3		587,249		0.590	
000000-00-0	L CATTERTON IX LP FUND ZAIC	Greenwich	CT	CATTERTON MANAGEMENT CO LLC	05/22/2020	3		1,910,819		0.440	
000000-00-0	Vista Equity Endeavor Fund I-A L.P ZAIC	New York	NY	VISTA EQUITY PARTNERS LLC	06/01/2017	3		533,559		0.890	
000000-00-0	Gryphon V LP ZAIC	San Francisco	CA	GRYPHON INVESTORS INC	08/29/2018	3		1,400,872		1.000	
000000-00-0	L. Catterton Partners VIII LP ZAIC	Greenwich	CT	CATTERTON MANAGEMENT CO LLC	06/13/2017	3		1,483,637		0.730	
000000-00-0	Lexington Capital Partners IX ZAIC	New York	NY	LEXINGTON PARTNERS INC	12/20/2019	3		62,986		0.170	
000000-00-0	DII HEALTHCARE PARTNERS V LP FUND	Park City	UT	DII HEALTHCARE PARTNERS	08/22/2019	3		1,451,939		1.670	
000000-00-0	Advent Int'l GPE Fund IX, L.P. ZAIC	New York	NY	ADVENT INTERNATIONAL LP	10/21/2019	3		1,165,403		0.110	
000000-00-0	Hg Saturn 2, L.P.	London	GBR	HGCAPITAL LLP	05/06/2020	3		3,366,868		0.340	
000000-00-0	DOVER STREET X LP FUND	Boston	MA	HARBORVEST PARTNERS LLC	05/20/2020	3		200,000		0.170	
000000-00-0	Thoma Bravo Fund XIV LP	Chicago	IL	THOMA BRAVO LLC	05/30/2020	3		27,938		0.070	
000000-00-0	Thoma Bravo Discover Fund III LP	Chicago	IL	THOMA BRAVO LLC	06/01/2020	3		545,093		0.420	
000000-00-0	TECHNOLOGY CROSSOVER VENTURES FUND XI	Palo Alto	CA	TECHNOLOGY CROSSOVER VENTURES LP	10/02/2020	3		1,462,424		0.310	
000000-00-0	Clayton Dubilier & Rice Fund X	New York	NY	CLAYTON DUBILIER & RICE LLC	03/27/2018	3		225,353		0.250	
000000-00-0	Edgestream Sumatra Fund, LP OP	Walnut Creek	CA	EDGESTREAM PARTNERS LP	06/30/2009	9		2,500,000		2.359	
000000-00-0	LeapFrog Financial Inclusion Fund III ZAIC	New York	NY	LEAPFROG INVESTMENTS LTD/PRIVATE EQUITY	04/26/2019	3		560,972		2.500	
000000-00-0	Clayton Dubilier & Rice Fund XI	New York	NY	CLAYTON DUBILIER & RICE LLC	05/06/2020	3		2,698,635		0.120	
000000-00-0	GRYPHON PARTNERS VI LP FUND	San Francisco	CA	GRYPHON INVESTORS INC	03/26/2021	3		1,608,502		0.360	
000000-00-0	GRYPHON HERITAGE PARTNERS LP FUND	San Francisco	CA	GRYPHON INVESTORS INC	03/26/2021	3		459,734		1.000	
000000-00-0	ADVENT GLOBAL TECHNOLOGY LP II FUND	New York	NY	ADVENT INTERNATIONAL LP	10/01/2021	3		239,315		0.330	
000000-00-0	Tresidor Europe Credit Fund Class C U	London	GBR	TRESIDOR INVESTMENT MANAGEMENT LLP	01/01/2022	7		8,000,000		1.113	
000000-00-0	INSIGHT VENTURE PARTNERS XII FUND 2	New York	NY	INSIGHT VENTURE PARTNERS LP	07/13/2021	3		309,750		0.040	
000000-00-0	Andreesen Horowitz 2022 Annual Fund, L.P. 2	Menlo Park	CA	ANDREESSEN HOROWITZ	05/23/2022	3		5,040,000		1.750	
000000-00-0	East One Commodity Fund LP USS Shares	London	GBR	EAST X LLP	07/01/2022	13		12,500,000		0.793	
000000-00-0	Thomas Bravo Fund XV LP (ZAIC)	Chicago	IL	THOMA BRAVO LLC	09/02/2022	3		761,993		0.020	
000000-00-0	Thomas Bravo Discover Fund IV LP (ZAIC)	Chicago	IL	THOMA BRAVO LLC	09/02/2022	3		1,889,594		0.090	
000000-00-0	Greenhouse Onshore Fund LP	Wilmington	DE	GREENHOUSE FUNDS LLLP	04/01/2023	5	18,000,000			3.380	
000000-00-0	Alpine LLC Fund IX (ZAIC)	London	GBR	ALPINE INVESTORS LP	03/01/2023	3	1	319,354		0.110	
000000-00-0	Vitruvian Partnership LLC Fund V (ZAIC)	London	GBR	VITRUVIAN PARTNERS LLP	03/07/2023	3	1	686,569		0.140	
000000-00-0	Hg Mercury 4 LP (ZAIC)	London	GBR	HG MERCURY 4 LP	03/02/2023	3	1			0.290	
000000-00-0	GTCR XIV LP (ZAIC)	Dover	DE	GTCR GOLDBERGER PARTNERS LLC	04/21/2023	3	1			0.040	
000000-00-0	CVC IX LP (ZAIC)	ST. HELIER	JEY	CVC CAPITAL PARTNERS IX LP	05/11/2023	3	1			0.020	
000000-00-0	59 North Partners LP	Wilmington	DE	59 NORTH CAPITAL MANAGEMENT LP	04/01/2023	5	18,000,000	8,000,000		2.714	
000000-00-0	Lexington Capital Partners IX ZAIC	New York	NY	LEXINGTON PARTNERS INC	12/20/2019	3		1,372,582		0.170	
000000-00-0	ICG STRATEGIC EQUITY FUND III FUND ZAIC	New York	NY	ICG STRATEGIC EQUITY FUND III LP	03/04/2020	3		117,339		1.250	
000000-00-0	DOVER STREET X LP FUND	Boston	MA	HARBORVEST PARTNERS LLC	05/20/2020	3		525,000		0.170	
000000-00-0	KPS VI LP (ZAIC)	NEW YORK	NY	KPS SPECIAL SITUATIONS FUND VI LP	06/30/2023	3				0.125	
000000-00-0	KPS MID CAP II LP (ZAIC)	New York	NY	KPS SPECIAL SITUATIONS MID-CAP FUND II L	06/30/2023	3				0.330	
000000-00-0	Trinvest Recognition Fund, L.P. (ZAIC)	Coral Gables	FL	TRIVEST PARTNERS LP	08/02/2023	3		509,869		1.000	
000000-00-0	Project Rock Co-Invest Fund L.P. (ZAIC)	Chicago	IL	THOMA BRAVO LLC	11/03/2023	3		5,250,000		0.380	
000000-00-0	Wynchurch Capital Partners VI L.P. (ZAIC)	Rosemont	IL	WYNCHURCH CAPITAL PARTNERS LP	12/14/2023	3				0.190	
000000-00-0	Merewether Cyclical Partners LP Onshore LP ZAIC	Dallas	TX	MEREWETHER INVESTMENT MANAGEMENT LP	12/01/2023	5		25,000,000			
2599999. Joint Venture Interests - Other - Unaffiliated								61,000,010	78,376,432		XXX
6099999. Total - Unaffiliated								61,000,010	78,376,432		XXX
6199999. Total - Affiliated											XXX
6299999 - Totals								61,000,010	78,376,432		XXX

E08

ANNUAL STATEMENT FOR THE YEAR 2023 OF THE ZURICH AMERICAN INSURANCE COMPANY

SCHEDULE BA - PART 3

Showing Other Long-Term Invested Assets **DISPOSED**, Transferred or Repaid During the Current Year

1 CUSIP Identification	2 Name or Description	Location		5 Name of Purchaser or Nature of Disposal	6 Date Originally Acquired	7 Disposal Date	8 Book/ Adjusted Carrying Value Less Encum- brances, Prior Year	Change in Book/Adjusted Carrying Value						15 Book/ Adjusted Carrying Value Less Encum- brances on Disposal	16 Consid- eration	17 Foreign Exchange Gain (Loss) on Disposal	18 Realized Gain (Loss) on Disposal	19 Total Gain (Loss) on Disposal	20 Invest- ment Income
		3 City	4 State					9 Unrealized Valuation Increase/ (De- crease)	10 Current Year's (Depre- ciation) or (Amorti- zation)/ Accretion	11 Current Year's Other- Than- Tempo- rary Impair- ment Recog- nized	12 Capital- ized Deferred Interest and Other	13 Total Change in Book/ Adjusted Carrying Value (9+10- 11+12)	14 Total Foreign Exchange Change in Book/ Adjusted Carrying Value						
000000-00-0	Riverside VII	New York	NY	Distribution	04/22/2019	05/12/2023	122,796							122,796	122,796				
000000-00-0	Hellman & Friedman IX	San Francisco	CA	Distribution	04/07/2020	11/22/2023	718,157							718,157	718,157				
000000-00-0	Riverside Micro-Cap Fund V	New York	NY	Distribution	05/01/2019	12/22/2023	892,680							892,680	892,680				
000000-00-0	KPS III	New York	NY	Liquidation of Investment	03/31/2009	09/28/2023	20,088	(20,088)					(20,088)	112,307	112,307	112,307	112,307	(79,903)	
000000-00-0	Westview IV	Boston	MA	Distribution	12/20/2018	11/10/2023	2,580,345							2,580,345	2,580,345				
000000-00-0	Renaissance Diversified Global Equities (RIDGE) OP	New York	NY	Distribution	09/30/2016	09/30/2023	23,433,474	(2,546,885)					(2,546,885)	20,886,589	23,632,436		2,745,847	2,745,847	
000000-00-0	Palestra Capital Partners, LP Series 3	New York	NY	Distribution	01/31/2014	09/30/2023	10,201,210	(4,448,384)					(4,448,384)	5,752,826	12,000,000		6,247,174	6,247,174	
000000-00-0	TAL China Focus US Fund, LP, Class B OP	Hong Kong	HKG	Distribution	08/01/2013	09/30/2023	8,303,958	(5,908,801)					(5,908,801)	2,395,157	8,907,347		6,512,191	6,512,191	
000000-00-0	TAL China Focus US Fund, LP, Class B (DI-2) OP	Hong Kong	HKG	Distribution	09/30/2018	09/30/2023	1,494,077	(1,158,519)					(1,158,519)	335,559	1,412,683		1,077,124	1,077,124	
000000-00-0	Yarde Credit Partners Onshore Fund LP OP	Minneapolis	MN	Distribution	01/01/2017	06/30/2023	16,326,062	(3,763,562)					(3,763,562)	12,562,500	16,689,494		4,126,994	4,126,994	
000000-00-0	TIG Arbitrage Enhanced Fund, Ltd Sub-Class 1B	Rohnert Park	CA	Distribution	07/01/2019	11/30/2023	11,611,515	(1,410,238)					(1,410,238)	10,201,276	12,000,000		1,798,724	1,798,724	
000000-00-0	Thoma Bravo Discover Fund II LP ZAIC	Chicago	IL	Distribution	12/10/2018	12/15/2023	671,525							671,525	671,525				
000000-00-0	Excellere Capital Fund III ZAIC	Wilmington	DE	Distribution	12/31/2017	12/21/2023	50,236							50,236	50,236				
000000-00-0	INSIGHT VENTURE PARTNERS XI LP FUND ZAIC	New York	NY	Distribution	03/25/2020	12/14/2023	11,640							11,640	11,640				
000000-00-0	Vista Equity Endeavor Fund II ZAIC	New York	NY	Distribution	09/19/2019	07/14/2023	50,196							50,196	50,196				
000000-00-0	Warburg Pincus Energy L.P. ZAIC	New York	NY	Distribution	07/31/2014	08/24/2023	2,393,600							2,393,600	2,393,600				
000000-00-0	KPS Special Situations Fund V ZAIC	New York	NY	Distribution	07/13/2020	11/06/2023	3,398,644							3,398,644	3,398,644				
000000-00-0	L CATTERTON IX LP FUND ZAIC	Greenwich	CT	Distribution	05/22/2020	11/27/2023	233,480							233,480	233,480				
000000-00-0	Vista Equity Endeavor Fund I-A L.P. ZAIC	New York	NY	Distribution	06/01/2017	06/14/2023	1,152,681							1,152,681	1,152,681				
000000-00-0	Gryphon V LP ZAIC	San Francisco	CA	Distribution	08/29/2018	11/16/2023	108,686							108,686	108,686				
000000-00-0	THOMA BRAVO FUND XIII LP ZAIC	Chicago	IL	Distribution	04/26/2019	12/08/2023	1,490,846							1,490,846	1,490,846				
000000-00-0	L. Catterton Partners VIII LP ZAIC	Greenwich	CT	Distribution	06/13/2017	11/27/2023	504,533							504,533	504,533				
000000-00-0	Lexington Capital Partners IX ZAIC	New York	NY	Distribution	12/20/2019	04/27/2023	286,004							286,004	286,004				
000000-00-0	Advent Int'l GPE Fund IX, L.P. ZAIC	New York	NY	Distribution	10/21/2019	05/25/2023	73,095							73,095	73,095				
000000-00-0	ICG STRATEGIC EQUITY FUND III FUND ZAIC	New York	NY	Distribution	03/04/2020	01/30/2023	132,717							132,717	132,717				
000000-00-0	Hg Saturn 2, L.P.	London	GBR	Distribution	05/06/2020	12/13/2023	641,982							641,982	641,982				
000000-00-0	DOVER STREET X LP FUND	Boston	MA	Distribution	05/20/2020	04/20/2023	94,289							94,289	94,289				
000000-00-0	Thoma Bravo Fund XIV LP	Chicago	IL	VARIOUS	05/30/2020	11/08/2023	983,443							983,443	983,443				
000000-00-0	Clayton Dubilier & Rice Fund X	New York	NY	Distribution	03/27/2018	12/22/2023	1,733,132							1,733,132	1,733,132				
000000-00-0	BlackRock European Hedge Fund, LP OP	London	GBR	Distribution	01/07/2016	11/30/2023	10,890,543	(5,074,618)					(5,074,618)	5,815,924	12,000,000		6,184,076	6,184,076	
000000-00-0	Apollo Credit Strategies Fund OP	New York	NY	Distribution	11/01/2018	12/31/2023	3,726,861	(1,051,047)					(1,051,047)	2,675,814	4,000,000		1,324,186	1,324,186	
000000-00-0	NW Emerging Market Fixed Income Fund, LP Class AB OP	New York	NY	Distribution	04/01/2011	07/31/2023	30,445,396	(12,053,308)					(12,053,308)	18,392,088	32,822,610		14,430,522	14,430,522	
000000-00-0	ISAM Systematic Trend, LLC OP	Dover	DE	Distribution	07/31/2015	01/31/2023	(61,834)	26,672					26,672	(35,162)			35,162	35,162	
000000-00-0	Southpoint Qualified Fund, LP Class A OP	New York	NY	Distribution	12/31/2007	09/30/2023	13,969,187	(8,483,465)					(8,483,465)	5,485,721	14,000,000		8,514,279	8,514,279	
000000-00-0	Redmile Capital Fund, LP OP	San Francisco	CA	Distribution	07/30/2008	12/31/2023	11,065,950	(5,259,896)					(5,259,896)	5,806,054	10,843,193		5,037,140	5,037,140	
000000-00-0	Davidson Kempner Partners OP	New York	NY	Distribution	07/31/2009	12/31/2023	6,628,243	(3,476,781)					(3,476,781)	3,151,462	7,000,000		3,848,538	3,848,538	
000000-00-0	LeapFrog Financial Inclusion Fund III ZAIC	New York	NY	Distribution	04/26/2019	11/21/2023	106,591							106,591	106,591				
000000-00-0	Technology Crossover Ventures IX ZAIC	Palo Alto	CA	Distribution	12/31/2016	07/31/2023	233,007							233,007	233,007				
000000-00-0	TCV X, L.P.	Palo Alto	CA	Distribution	05/17/2019	08/22/2023	515,584							515,584	515,584				
000000-00-0	Technology Crossover Ventures VIII ZAIC	Palo Alto	CA	Distribution	02/02/2014	12/14/2023	416,247							416,247	416,247				
000000-00-0	LINDEN INVESTORS LP Class A	Wilmington	DE	SECURITY CALLED BY ISSUER	01/01/2021	09/30/2023	2,752,761	(32,714)					(32,714)	2,720,047	3,000,000		279,953	279,953	
000000-00-0	WOLVERINE FLAGSHIP FUND LP 012021	Chicago	IL	SECURITY CALLED BY ISSUER	01/01/2021	09/30/2023	2,824,152	(283,108)					(283,108)	2,541,045	3,000,000		458,955	458,955	
000000-00-0	GRYPHON PARTNERS VI LP FUND	San Francisco	CA	Distribution	03/26/2021	10/31/2023	32,509							32,509	32,509				
000000-00-0	GRYPHON HERITAGE PARTNERS LP FUND	San Francisco	CA	Distribution	03/26/2021	10/06/2023	734,993							734,993	734,993				
000000-00-0	Alta Park Onshore Fund LP	San Francisco	CA	SECURITY CALLED BY ISSUER	08/01/2021	12/31/2023	3,969,311	1,030,689					1,030,689	5,000,000	4,360,057		(639,943)	(639,943)	
000000-00-0	Kuvari Focus Fund LP Class B	London	GBR	SECURITY CALLED BY ISSUER	08/01/2021	12/31/2023	21,008,452	3,991,548					3,991,548	25,000,000	22,192,839		(2,807,161)	(2,807,161)	
000000-00-0	BELRON SPV	Egham	GBR	VARIOUS	12/28/2021	12/22/2023	47,594							47,594	47,594				
000000-00-0	Woodline Fund LP	San Francisco	CA	SECURITY CALLED BY ISSUER	04/01/2022	12/31/2023	5,992,040	(367,040)					(367,040)	5,625,000	6,648,767		1,023,767	1,023,767	
000000-00-0	Vitruvian Partnership LLC Fund Y (ZAIC)	London	GBR	VARIOUS	03/07/2023	12/15/2023								1,539	1,492		(47)	(47)	
000000-00-0	Lexington Capital Partners IX ZAIC	New York	NY	Distribution	12/20/2019	12/27/2023	276,882							276,882	276,882				
000000-00-0	ICG STRATEGIC EQUITY FUND III FUND ZAIC	New York	NY	Distribution	03/04/2020	07/12/2023	192,786							192,786	192,786				

ANNUAL STATEMENT FOR THE YEAR 2023 OF THE ZURICH AMERICAN INSURANCE COMPANY

SCHEDULE BA - PART 3

Showing Other Long-Term Invested Assets DISPOSED, Transferred or Repaid During the Current Year

1 CUSIP Identification	2 Name or Description	Location		5 Name of Purchaser or Nature of Disposal	6 Date Originally Acquired	7 Disposal Date	8 Book/ Adjusted Carrying Value Less Encum- brances, Prior Year	Change in Book/Adjusted Carrying Value						15 Book/ Adjusted Carrying Value Less Encum- brances on Disposal	16 Consid- eration	17 Foreign Exchange Gain (Loss) on Disposal	18 Realized Gain (Loss) on Disposal	19 Total Gain (Loss) on Disposal	20 Invest- ment Income	
		3 City	4 State					9 Unrealized Valuation Increase/ (De- crease)	10 Current Year's (Depre- ciation) or (Amorti- zation)/ Accretion	11 Current Year's Other- Than- Tempo- rary Impair- ment Recog- nized	12 Capital- ized Deferred Interest and Other	13 Total Change in Book/ Adjusted Carrying Value (9+10- 11+12)	14 Total Foreign Exchange Change in Book/ Adjusted Carrying Value							
000000-00-0	DOVER STREET X LP FUND	Boston	MA.....	Distribution	05/20/2020 ..	11/20/2023 ..	77,519							77,519	77,519					
000000-00-0	Ambienta II	London	GBR.....	Distribution	06/27/2014 ..	06/29/2023 ..								2,720,496	2,720,496		2,720,496	2,720,496		
2599999. Joint Venture Interests - Other - Unaffiliated							205,559,865	(50,289,545)				(50,289,545)		155,271,858	218,302,140	(47)	63,030,331	63,030,284	(79,903)	
6099999. Total - Unaffiliated							205,559,865	(50,289,545)				(50,289,545)		155,271,858	218,302,140	(47)	63,030,331	63,030,284	(79,903)	
6199999. Total - Affiliated																				
6299999 - Totals							205,559,865	(50,289,545)				(50,289,545)		155,271,858	218,302,140	(47)	63,030,331	63,030,284	(79,903)	

ANNUAL STATEMENT FOR THE YEAR 2023 OF THE ZURICH AMERICAN INSURANCE COMPANY

SCHEDULE D - PART 1

Showing All Long-Term BONDS Owned December 31 of Current Year

1	2	Codes			6	7	Fair Value		10	11	Change in Book/Adjusted Carrying Value				Interest					Dates	
		3	4	5			8	9			12	13	14	15	16	17	18	19	20	21	22
CUSIP Identification	Description	C o d e	F o r e i g n	B o n d C h a r	NAIC Designation, NAIC Designation Modifier and SVO Administrative Symbol	Actual Cost	Rate Used to Obtain Fair Value	Fair Value	Par Value	Book/ Adjusted Carrying Value	Unrealized Valuation Increase/ (Decrease)	Current Year's (Amortization)/ Accretion	Current Year's Other-Than-Temporary Impairment Recognized	Total Foreign Exchange Change in Book/ Adjusted Carrying Value	Rate of	Effective Rate of	When Paid	Admitted Amount Due and Accrued	Amount Received During Year	Acquired	Stated Contractual Maturity Date
912810-ES-3	US TREASURY N/B 7.5 11/15/2024				1.A	6,137,500	102.4727	5,123,633	5,000,000	5,070,899	(78,565)				7.500	5.884	MN	47,390	375,000	04/15/1999	11/15/2024
912810-ES-3	US TREASURY N/B 7.5 11/15/2024	SD			1.A	920,625	102.4727	768,545	750,000	760,635	(11,785)				7.500	5.884	MN	7,109	56,250	04/15/1999	11/15/2024
912810-EZ-7	US TREASURY N/B 6.625 02/15/2027				1.A	47,541,484	107.4063	41,351,406	38,500,000	40,347,933	(539,438)				6.625	5.007	FA	956,484	2,550,625	02/19/2003	02/15/2027
912810-FF-0	US TREASURY N/B 5.25 11/15/2028				1.A	27,729,713	105.8750	27,527,500	26,000,000	27,437,110	(263,570)				5.250	4.026	MN	172,500	1,365,000	11/23/2002	11/15/2028
912810-QX-9	US TREASURY N/B 2.75 08/15/2042				1.A	149,508	81.2031	121,805	150,000	149,657	11				2.750	2.766	FA	1,547	4,125	11/19/2012	08/15/2042
912810-QX-9	US TREASURY N/B 2.75 08/15/2042	SD			1.A	38,722,523	81.2031	31,547,414	38,850,000	38,761,064	2,863				2.750	2.766	FA	400,641	1,068,375	11/19/2012	08/15/2042
912810-RD-2	US TREASURY N/B 3.75 11/15/2043				1.A	16,809,688	93.5469	16,370,703	17,500,000	16,832,550	20,304				3.750	4.075	MN	82,933	656,250	03/31/2023	11/15/2043
912810-RM-2	US TREASURY N/B 3 05/15/2045				1.A	8,823,594	82.5938	7,020,469	8,500,000	8,764,091	(9,047)				3.000	2.825	MN	32,225	255,000	11/09/2016	05/15/2045
912810-SK-5	US TREASURY N/B 2.375 11/15/2049				1.A	10,475,979	71.8906	7,451,463	10,365,000	10,468,324	(3,023)				2.375	2.337	MN	31,109	246,169	04/07/2021	11/15/2049
912810-SL-3	US TREASURY N/B 2 02/15/2050				1.A	8,544,147	65.9375	4,945,313	7,500,000	8,447,441	(29,864)				2.000	1.424	FA	56,250	150,000	09/22/2020	02/15/2050
912810-SN-9	US TREASURY N/B 1.25 05/15/2050				1.A	13,275,469	54.0469	7,566,563	14,000,000	13,340,755	20,182				1.250	1.472	MN	22,115	175,000	10/22/2020	05/15/2050
912810-SP-4	US TREASURY N/B 1.375 08/15/2050				1.A	24,515,354	55.8438	13,960,938	25,000,000	24,558,140	13,217				1.375	1.461	FA	128,906	343,750	10/15/2020	08/15/2050
912810-SP-4	US TREASURY N/B 1.375 08/15/2050	SD			1.A	20,564,722	55.8438	11,587,578	20,750,000	20,581,758	4,980				1.375	1.417	FA	106,992	285,313	10/15/2020	08/15/2050
912810-SQ-2	US TREASURY N/B 1.125 08/15/2040				1.A	15,571,236	63.8906	10,222,500	16,000,000	15,634,901	19,456				1.125	1.282	FA	67,500	180,000	10/12/2023	08/15/2040
912810-SQ-2	US TREASURY N/B 1.125 08/15/2040	SD			1.A	16,063,119	63.8906	11,500,313	18,000,000	16,131,016	30,258				1.125	2.033	FA	75,938	163,125	10/12/2023	08/15/2040
912810-SR-0	US TREASURY N/B 1.125 05/15/2040				1.A	21,192,815	64.5156	13,870,859	21,500,000	21,239,166	14,210				1.125	1.210	MN	30,567	241,875	09/18/2020	05/15/2040
912810-SS-8	US TREASURY N/B 1.625 11/15/2050				1.A	178,541,740	59.7031	108,062,656	181,000,000	178,731,864	64,605				1.625	1.690	MN	371,696	2,941,250	12/21/2020	11/15/2050
912810-SS-8	US TREASURY N/B 1.625 11/15/2050	SD			1.A	985,942	59.7031	597,031	1,000,000	987,031	370				1.625	2.054	MN	370	16,250	12/21/2020	11/15/2050
912810-ST-6	US TREASURY N/B 1.375 11/15/2040				1.A	911,094	66.4531	664,531	1,000,000	922,016	3,868				1.375	1.927	MN	1,738	13,750	02/16/2021	11/15/2040
912810-ST-6	US TREASURY N/B 1.375 11/15/2040	SD			1.A	5,003,536	66.4531	3,322,656	5,000,000	5,002,855	(194)				1.375	1.376	MN	8,688	68,750	02/16/2021	11/15/2040
912810-SU-3	US TREASURY N/B 1.875 02/15/2051				1.A	951,680	63.5938	635,938	1,000,000	955,044	1,204				1.875	2.104	FA	7,031	18,750	04/07/2021	02/15/2051
912810-SU-3	US TREASURY N/B 1.875 02/15/2051	SD			1.A	87,489,841	63.5938	61,685,938	97,000,000	88,109,482	231,063				1.875	2.346	FA	682,031	1,818,750	04/07/2021	02/15/2051
912810-SU-9	US TREASURY N/B 1.875 02/15/2041				1.A	68,700,416	71.9688	52,443,628	72,870,000	69,158,268	174,604				1.875	2.247	FA	512,367	1,366,161	09/24/2021	02/15/2041
912810-SU-9	US TREASURY N/B 1.875 02/15/2041	SD			1.A	23,281,570	71.9688	16,844,286	23,405,000	23,295,978	4,566				1.875	1.918	FA	164,566	438,995	08/24/2022	02/15/2041
912810-SV-5	US TREASURY N/B 2.25 05/15/2041				1.A	111,623,503	76.2969	82,438,773	108,050,000	111,251,488	(156,096)				2.250	2.061	MN	307,230	2,431,125	09/20/2021	05/15/2041
912810-SZ-2	US TREASURY N/B 2 08/15/2051				1.A	11,981,298	65.4688	7,856,250	12,000,000	11,982,267	315				2.000	1.762	FA	90,000	240,000	10/29/2021	08/15/2051
912810-TA-6	US TREASURY N/B 1.75 08/15/2041				1.A	90,102,520	69.6406	64,765,781	93,000,000	90,374,029	122,166				1.750	2.079	FA	610,313	1,627,500	10/01/2021	08/15/2041
912810-TB-4	US TREASURY N/B 1.875 11/15/2051				1.A	6,391,091	63.3750	5,703,750	9,000,000	6,472,950	53,150				1.875	3.481	MN	21,326	168,750	06/14/2022	11/15/2051
912810-TC-2	US TREASURY N/B 2 11/15/2041				1.A	18,419,755	72.4688	15,435,844	21,300,000	18,559,766	105,428				2.000	2.944	MN	53,835	426,000	11/18/2022	11/15/2041
912810-TC-2	US TREASURY N/B 2 11/15/2041	SD			1.A	80,242,738	72.4688	57,250,313	79,000,000	80,133,933	(53,849)				2.000	1.788	MN	199,670	1,580,000	11/18/2022	11/15/2041
912810-TF-5	US TREASURY N/B 2.375 02/15/2042				1.A	118,035,792	76.8594	92,039,102	119,750,000	118,127,249	58,885				2.375	2.491	FA	1,066,523	2,844,063	04/20/2022	02/15/2042
912810-TF-5	US TREASURY N/B 2.375 02/15/2042	SD			1.A	7,102,832	76.8594	5,764,453	7,500,000	7,128,539	15,056				2.375	2.748	FA	66,797	178,125	04/20/2022	02/15/2042
912810-TH-1	US TREASURY N/B 3.25 05/15/2042				1.A	2,199,016	87.8750	2,021,125	2,300,000	2,203,951	3,613				3.250	3.593	MN	9,446	74,750	08/24/2022	05/15/2042
912810-TH-1	US TREASURY N/B 3.25 05/15/2042	SD			1.A	77,715,034	87.8750	69,640,938	79,250,000	77,801,930	54,829				3.250	3.413	MN	325,491	2,575,625	08/24/2022	05/15/2042
912810-TM-0	US TREASURY N/B 4 11/15/2042				1.A	5,146,484	97.3594	4,867,969	5,000,000	5,141,677	(4,807)				4.000	3.823	MN	25,275	200,000	01/20/2023	11/15/2042
912810-TQ-1	US TREASURY N/B 3.875 02/15/2043				1.A	4,908,008	95.5469	4,777,344	5,000,000	4,910,065	2,057				3.875	4.050	FA	96,875	72,656	05/18/2023	02/15/2043
912828-4M-9	US TREASURY N/B 2.875 04/30/2025				1.A	2,562,319	97.8086	2,512,703	2,569,000	2,567,911	1,012				2.875	2.941	AO	14,979	71,257	10/16/2018	04/30/2025
912828-5C-0	US TREASURY N/B 3 09/30/2025				1.A										3.000		MS	226,357	8,250	05/10/2022	09/30/2025
912828-5C-0	US TREASURY N/B 3 09/30/2025	SD			1.A	552,430	97.6992	537,346	550,000	551,320	(682)				3.000	2.877	MS	20,648		05/10/2022	09/30/2025
912828-D5-6	US TREASURY N/B 2.375 08/15/2024				1.A	73,314,791	98.3398	71,493,067	72,700,000	72,744,777	(71,040)				2.375	2.276	FA	647,484	1,726,625	11/07/2022	08/15/2024
912828-D5-6	US TREASURY N/B 2.375 08/15/2024	SD			1.A	4,792,400	98.3398	4,916,992	5,000,000	4,924,829	115,605				2.375	4.909	FA	44,531	118,750	11/07/2022	08/15/2024
912828-G3-8	US TREASURY N/B 2.25 11/15/2024				1.A	47,079,777	97.7383	44,847,210	45,885,000	45,999,302	(132,358)				2.250	1.954	MN	130,470	1,032,413	04/02/2015	11/15/2024
912828-J2-7	US TREASURY N/B 2 02/15/2025				1.A	4,128,438	97.0391	3,881,563	4,000,000	4,044,878	(39,913)				2.000	0.987	FA	30,000	80,000	11/22/2021	02/15/2025
912828-J2-7	US TREASURY N/B 2 02/15/2025	SD			1.A	50,156,250	97.0391	48,519,532	50,000,000	50,009,631	(19,092)				2.000	1.965	FA	375,000	1,000,000	11/22/2021	02/15/2025
912828-M5-6	US TREASURY N/B 2.25 11/15/2025				1.A	77,361,328	96.3125	72,234,375	75,000,000	75,481,114	(256,671)				2.250						

ANNUAL STATEMENT FOR THE YEAR 2023 OF THE ZURICH AMERICAN INSURANCE COMPANY

SCHEDULE D - PART 1

Showing All Long-Term BONDS Owned December 31 of Current Year

1	2	Codes			6	7	Fair Value		10	11	Change in Book/Adjusted Carrying Value				Interest					Dates	
		3	4	5			8	9			12	13	14	15	16	17	18	19	20	21	22
CUSIP Identification	Description	C o d e	F o r e i g n	B o n d C h a r	NAIC Designation, NAIC Designation Modifier and SVO Administrative Symbol	Actual Cost	Rate Used to Obtain Fair Value	Fair Value	Par Value	Book/ Adjusted Carrying Value	Unrealized Valuation Increase/ (Decrease)	Current Year's (Amortization)/ Accretion	Current Year's Other-Than-Temporary Impairment Recognized	Total Foreign Exchange Change in Book/ Adjusted Carrying Value	Rate of	Effective Rate of	When Paid	Admitted Amount Due and Accrued	Amount Received During Year	Acquired	Stated Contractual Maturity Date
912828-P4-6	US TREASURY N/B 1.625 02/15/2026				1.A	10,041,797		9,478,125	10,000,000	10,008,868		(4,781)			1.625	1.583	FA	60,938	162,500	07/26/2016	02/15/2026
912828-WJ-5	US TREASURY N/B 2.5 05/15/2024	SD			1.A	35,808,148		34,643,164	35,000,000	35,043,702		(114,976)			2.500	2.175	MN	110,577	875,000	11/29/2016	05/15/2024
912828-XB-1	US TREASURY N/B 2.125 05/15/2025				1.A	48,009,766		45,496,367	47,000,000	47,162,760		(6,808)			2.125	1.878	MN	126,216	998,750	06/26/2020	05/15/2025
912828-XB-1	US TREASURY N/B 2.125 05/15/2025				1.A	6,523,125		5,808,047	6,000,000	6,147,881		(107,243)			2.125	0.322	MN	16,113	127,500	06/26/2020	05/15/2025
912828-Y7-9	US TREASURY N/B 2.875 07/31/2025	SD			1.A	47,796,515		45,677,531	46,800,000	47,063,013		(160,694)			2.875	2.528	JJ	559,406	1,345,500	03/11/2019	07/31/2025
912828-YD-6	US TREASURY N/B 1.375 08/31/2026				1.A	256,105		233,086	250,000	253,151		(1,138)			1.375	0.903	FA	1,152	3,438	05/14/2021	08/31/2026
912828-YD-6	US TREASURY N/B 1.375 08/31/2026	SD			1.A	10,815,806		9,843,685	10,558,000	10,691,085		(48,073)			1.375	0.903	FA	48,657	145,173	05/14/2021	08/31/2026
912828-ZE-3	US TREASURY N/B 0.625 03/31/2027	SD			1.A	25,255,959		22,462,891	25,000,000	25,127,380		(38,137)			0.625	0.468	MS	39,276	156,250	08/13/2020	03/31/2027
912828-ZF-0	US TREASURY N/B 0.5 03/31/2025				1.A	6,722,893		6,393,741	6,725,000	6,724,450		591			0.500	0.508	MS	8,452	33,625	05/26/2021	03/31/2025
912828-ZF-0	US TREASURY N/B 0.5 03/31/2025	SD			1.A	43,003,796		40,786,840	42,900,000	42,927,995		(21,317)			0.500	0.449	MS	53,918	214,500	05/26/2021	03/31/2025
912828-ZN-3	US TREASURY N/B 0.5 04/30/2027				1.A	16,057,500		14,277,500	16,000,000	16,029,544		(8,513)			0.500	0.445	AO	13,407	80,000	09/09/2020	04/30/2027
912828-ZO-6	US TREASURY N/B 0.625 05/15/2030				1.A	13,940,742		11,442,813	14,000,000	13,960,634		81,734			0.625	0.671	MN	11,058	87,500	09/09/2020	05/15/2030
912828-ZT-0	US TREASURY N/B 0.25 05/31/2025				1.A	7,890,460		7,438,961	7,900,000	7,897,164		1,986			0.250	0.275	MN	1,673	19,750	08/26/2020	05/31/2025
912828-ZV-5	US TREASURY N/B 0.5 06/30/2027	SD			1.A	77,913,522		69,036,621	77,733,000	77,827,489		(25,517)			0.500	0.467	JD	194,333	388,665	10/15/2020	06/30/2027
91282C-AE-1	US TREASURY N/B 0.625 05/15/2030				1.A	19,658,372		19,960,594	24,600,000	20,218,124		520,558			0.625	3.715	FA	57,656	143,125	07/31/2023	08/15/2030
91282C-AE-1	US TREASURY N/B 0.625 08/15/2030	SD			1.A	80,629,944		65,926,758	81,250,000	80,828,353		61,694			0.625	0.707	FA	190,430	507,813	07/31/2023	08/15/2030
91282C-AL-5	US TREASURY N/B 0.375 09/30/2027				1.A	2,966,836		2,631,563	3,000,000	2,981,944		4,794			0.375	0.539	MS	2,828	11,250	10/28/2020	09/30/2027
91282C-AT-8	US TREASURY N/B 0.25 10/31/2025				1.A	2,970,713		2,786,836	3,000,000	2,989,145		5,890			0.250	0.449	AO	1,257	7,500	11/09/2020	10/31/2025
91282C-AV-3	US TREASURY N/B 0.875 11/15/2030				1.A	9,425,288		7,888,500	9,600,000	9,476,041		17,214			0.875	1.073	MN	10,615	84,000	01/07/2021	11/15/2030
91282C-AV-3	US TREASURY N/B 0.875 11/15/2030	SD			1.A	112,289,375		92,147,541	112,140,000	112,241,935		(15,021)			0.875	0.863	MN	124,001	981,225	01/07/2021	11/15/2030
91282C-AZ-4	US TREASURY N/B 0.375 11/30/2025				1.A	13,682,417		12,722,270	13,700,000	13,693,256		3,529			0.375	0.401	MN	4,351	51,375	12/23/2020	11/30/2025
91282C-BC-4	US TREASURY N/B 0.375 12/31/2025				1.A										0.375		JD		164,250	01/13/2021	12/31/2025
91282C-BC-4	US TREASURY N/B 0.375 12/31/2025	SD			1.A	87,145,571		81,194,250	87,600,000	87,417,032		91,295			0.375	0.480	JD	164,250	164,250	01/13/2021	12/31/2025
91282C-BH-3	US TREASURY N/B 0.375 01/31/2026				1.A	88,279,118		82,192,891	89,000,000	88,691,614		144,674			0.375	0.541	JJ	138,760	333,750	02/18/2021	01/31/2026
91282C-BH-3	US TREASURY N/B 0.375 01/31/2026	SD			1.A	3,272,812		3,047,602	3,300,000	3,288,369		5,457			0.375	0.544	JJ	5,145	12,375	02/18/2021	01/31/2026
91282C-BJ-9	US TREASURY N/B 0.75 01/31/2028				1.A	4,986,719		4,408,203	5,000,000	4,992,079		1,866			0.750	0.791	JJ	15,591	37,500	02/18/2021	01/31/2028
91282C-BJ-9	US TREASURY N/B 0.75 01/31/2028	SD			1.A	47,439,567		42,318,750	48,000,000	47,665,588		79,587			0.750	0.926	JJ	149,674	360,000	02/18/2021	01/31/2028
91282C-BL-4	US TREASURY N/B 1.125 02/15/2031				1.A	2,461,914		2,087,109	2,500,000	2,472,196		3,637			1.125	1.291	FA	10,547	28,125	02/16/2021	02/15/2031
91282C-BQ-3	US TREASURY N/B 0.5 02/28/2026				1.A	4,945,703		4,619,141	5,000,000	4,976,471		10,874			0.500	0.722	FA	8,288	25,000	03/01/2021	02/28/2026
91282C-BT-7	US TREASURY N/B 0.75 03/31/2026				1.A	4,966,211		4,639,453	5,000,000	4,984,486		6,962			0.750	1.017	MS	9,426	37,500	05/28/2021	03/31/2026
91282C-BV-2	US TREASURY N/B 0.375 04/15/2024				1.A	2,004,225		1,972,188	2,000,000	2,000,416		(1,442)			0.375	0.303	AO	1,578	7,500	05/11/2021	04/15/2024
91282C-BW-0	US TREASURY N/B 0.75 04/30/2026				1.A	32,886,673		30,525,000	33,000,000	32,947,304		23,137			0.750	0.823	AO	41,477	247,500	05/21/2021	04/30/2026
91282C-BZ-3	US TREASURY N/B 1.25 04/30/2028				1.A	5,095,837		4,565,695	5,100,000	5,097,628		659			1.250	1.266	AO	659	63,750	05/28/2021	04/30/2028
91282C-CF-6	US TREASURY N/B 0.75 05/31/2026				1.A	4,471,699		4,152,305	4,500,000	4,486,193		5,702			0.750	0.880	MN	2,859	33,750	06/16/2021	05/31/2026
91282C-CH-2	US TREASURY N/B 1.25 06/30/2028				1.A	5,047,090		4,458,984	5,000,000	5,031,164		(6,565)			1.250	1.112	JD	31,250	62,500	07/09/2021	06/30/2028
91282C-CS-8	US TREASURY N/B 1.25 08/15/2031	SD			1.A	36,105,011		30,634,844	37,000,000	36,293,196		86,367			1.250	1.393	FA	173,438	462,500	10/29/2021	08/15/2031
91282C-CS-8	US TREASURY N/B 1.25 08/15/2031				1.A	10,164,124		8,693,672	10,500,000	10,234,193		32,453			1.250	1.480	FA	49,219	131,250	10/29/2021	08/15/2031
91282C-CY-5	US TREASURY N/B 1.25 09/30/2028				1.A	33,850,450		30,575,625	34,500,000	33,992,457		73,659			1.250	1.465	MS	108,402	421,875	09/11/2023	09/30/2028
91282C-DF-5	US TREASURY N/B 1.375 10/31/2028	SD			1.A	28,928,671		25,810,000	29,000,000	28,990,835		10,583			1.375	1.414	AO	66,823	398,750	11/12/2021	10/31/2028
91282C-DG-3	US TREASURY N/B 1.125 10/31/2026				1.A	40,208,979		37,265,844	40,400,000	40,291,352		37,533			1.125	1.223	AO	76,166	454,500	11/22/2021	10/31/2026
91282C-DH-1	US TREASURY N/B 0.75 11/15/2024				1.A	29,919,241		28,947,656	30,000,000	29,975,262		27,112			0.750	0.844	MN	28,434	225,000	11/30/2021	11/15/2024
91282C-DJ-7	US TREASURY N/B 1.375 11/15/2031				1.A	4,961,543		4,153,125	5,000,000	4,968,924		3,606			1.375	1.463	MN	8,688	68,750	11/30/2021	11/15/2031
91282C-DP-3	US TREASURY N/B 1.375 12/31/2028				1.A	7,848,157		7,098,125	8,000,000	7,889,626		21,046			1.375	1.666	JD	55,000	110,000	01/06/2022	12/31/2028
91282C-DY-4	US TREASURY N/B 1.875 02/15/2032				1.A	11,776,640		10,320,000	12,000,000	11,808,814		20,320			1.875	2.105	FA	84,375	225,000	05/31/2022	02/15/2032
91282C-EE-7	US TREASURY N/B 2.375 03/31/2029				1.A	27,891,448		27,857,813	30,000,000	28,225,648		302,342			2.375	3.657	MS	179,098	712,500	12/02/2022	03/31/2029

ANNUAL STATEMENT FOR THE YEAR 2023 OF THE ZURICH AMERICAN INSURANCE COMPANY

SCHEDULE D - PART 1

Showing All Long-Term BONDS Owned December 31 of Current Year

1	2	Codes			6	7	Fair Value		10	11	Change in Book/Adjusted Carrying Value				Interest					Dates	
		3	4	5			8	9			12	13	14	15	16	17	18	19	20	21	22
CUSIP Identification	Description	C o d e	F o r e i g n	B o n d C h a r	NAIC Designation, NAIC Designation Modifier and SVO Administrative Symbol	Actual Cost	Rate Used to Obtain Fair Value	Fair Value	Par Value	Book/ Adjusted Carrying Value	Unrealized Valuation Increase/ (Decrease)	Current Year's (Amortization)/ Accretion	Current Year's Other-Than-Temporary Impairment Recognized	Total Foreign Exchange Change in Book/ Adjusted Carrying Value	Rate of	Effective Rate of	When Paid	Admitted Amount Due and Accrued	Amount Received During Year	Acquired	Stated Contractual Maturity Date
91282C-EH-0	US TREASURY N/B 2.625 04/15/2025	SD			1.A	174,644	.975273	170,673	175,000	174,841		119			2.625	2.717	AO	966	4,594	05/10/2022	04/15/2025
91282C-EH-0	US TREASURY N/B 2.625 04/15/2025	SD			1.A	351,853	.975273	346,222	355,000	353,589		1,057			2.625	2.962	AO	1,961	9,319	05/10/2022	04/15/2025
91282C-EP-2	US TREASURY N/B 2.875 05/15/2032	SD			1.A	50,639,671	.927031	47,324,945	51,050,000	50,698,983		34,822			2.875	2.989	MN	185,477	1,467,688	06/15/2022	05/15/2032
91282C-EV-9	US TREASURY N/B 3.25 06/30/2029	SD			1.A										3.250		JD		15,356	06/30/2022	06/30/2029
91282C-EV-9	US TREASURY N/B 3.25 06/30/2029	SD			1.A	955,377	.968438	915,173	945,000	953,458		(1,345)			3.250	3.096	JD	15,356	15,357	06/30/2022	06/30/2029
91282C-EX-5	US TREASURY N/B 3.06/30/2024	SD			1.A	2,007,663	.989336	1,978,672	2,000,000	2,002,017		(3,952)			3.000	2.816	JD	30,000	30,000	07/05/2022	06/30/2024
91282C-EX-5	US TREASURY N/B 3.06/30/2024	SD			1.A										3.000		JD		30,000	07/05/2022	06/30/2024
91282C-FA-4	US TREASURY N/B 3.07/31/2024	SD			1.A	39,808	.987930	39,517	40,000	39,943		96			3.000	3.281	JJ	499	1,200	08/12/2022	07/31/2024
91282C-FA-4	US TREASURY N/B 3.07/31/2024	SD			1.A	69,934,610	.987930	69,155,078	70,000,000	69,982,460		29,761			3.000	3.072	JJ	873,098	2,100,000	08/12/2022	07/31/2024
91282C-FE-6	US TREASURY N/B 3.125 08/15/2025	SD			1.A	50,896,577	.980078	49,983,985	51,000,000	50,944,356		32,235			3.125	3.222	FA	597,656	1,593,750	08/16/2022	08/15/2025
91282C-FF-3	US TREASURY N/B 2.75 08/15/2032	SD			1.A	4,574,609	.916250	4,581,250	5,000,000	4,615,842		36,814			2.750	3.839	FA	51,563	137,500	11/18/2022	08/15/2032
91282C-FK-2	US TREASURY N/B 3.5 09/15/2025	SD			1.A	21,710,338	.985352	21,924,072	22,250,000	21,928,551		176,309			3.500	4.429	MS	228,918	778,750	09/27/2022	09/15/2025
91282C-FL-0	US TREASURY N/B 3.875 09/30/2029	SD			1.A	4,990,234	.998438	4,992,188	5,000,000	4,991,982		1,746			3.875	3.944	MS	48,702	193,750	11/18/2022	09/30/2029
91282C-FM-8	US TREASURY N/B 4.125 09/30/2027	SD			1.A	5,055,869	100.6640	5,056,356	5,023,000	5,050,179		(4,836)			4.125	3.752	MS	52,567	206,840	11/18/2022	09/30/2027
91282C-FM-8	US TREASURY N/B 4.125 09/30/2027	SD			1.A	1,592,933	100.6641	1,599,552	1,589,000	1,592,384		(265)			4.125	3.855	MS	16,476	65,387	11/18/2022	09/30/2027
91282C-FN-6	US TREASURY N/B 4.25 09/30/2024	SD			1.A	35,104	.994883	34,821	35,000	35,039		(50)			4.250	4.134	MS	374	1,488	10/03/2022	09/30/2024
91282C-FP-1	US TREASURY N/B 4.25 10/15/2025	SD			1.A	76,494,087	.998203	76,374,518	76,512,000	76,497,942		5,414			4.250	4.169	AO	684,113	3,251,760	11/29/2022	10/15/2025
91282C-FQ-9	US TREASURY N/B 4.375 10/31/2024	SD			1.A	48,354,284	.995625	48,287,813	48,500,000	48,434,570		72,799			4.375	4.573	AO	355,589	2,121,875	11/01/2022	10/31/2024
91282C-FV-8	US TREASURY N/B 4.125 11/15/2032	SD			1.A	51,638,982	101.6875	50,871,206	50,027,000	51,557,773		(81,209)			4.125	3.752	MN	260,786	1,032,364	05/30/2023	11/15/2032
91282C-FW-6	US TREASURY N/B 4.5 11/15/2025	SD			1.A	51,916,394	100.3477	51,618,834	51,440,000	51,751,365		(165,029)			4.500	4.187	MN	292,530	2,314,800	01/04/2023	11/15/2025
91282C-FW-6	US TREASURY N/B 4.5 11/15/2025	SD			1.A	5,034,570	100.3477	5,017,383	5,000,000	5,021,137		(11,664)			4.500	4.288	MN	28,434	225,000	01/04/2023	11/15/2025
91282C-FZ-9	US TREASURY N/B 3.875 11/30/2027	SD			1.A	64,342,417	.997969	63,635,477	63,765,000	64,230,749		(104,973)			3.875	3.707	MN	210,433	2,470,894	03/06/2023	11/30/2027
91282C-GD-7	US TREASURY N/B 4.25 12/31/2024	SD			1.A	47,403,627	.994766	47,052,414	47,300,000	47,356,569		(47,058)			4.250	4.030	JD	1,005,125	1,005,125	02/02/2023	12/31/2024
91282C-GL-9	US TREASURY N/B 4.02/15/2026	SD			1.A	84,996,998	.995313	84,121,822	84,518,000	84,869,160		(127,839)			4.000	3.817	FA	1,267,770	1,690,360	04/03/2023	02/15/2026
91282C-GM-7	US TREASURY N/B 3.5 02/15/2033	SD			1.A	5,598,281	.970156	5,820,938	6,000,000	5,611,004		12,723			3.500	4.418	FA	78,750		08/22/2023	02/15/2033
91282C-GR-6	US TREASURY N/B 4.625 03/15/2026	SD			1.A	75,796,323	100.8828	75,063,370	74,406,500	75,478,252		(318,071)			4.625	3.971	MS	1,011,591	1,720,650	05/30/2023	03/15/2026
91282C-HM-6	US TREASURY N/B 4.5 07/15/2026	SD			1.A	67,113	100.9453	67,633	67,000	67,106		(7)			4.500	4.488	JJ	1,385		07/24/2023	07/15/2026
91282C-HQ-7	US TREASURY N/B 4.125 07/31/2028	SD			1.A	67,303,168	101.0391	68,732,833	68,026,000	67,359,007		55,839			4.125	4.413	JJ	1,166,655		09/08/2023	07/31/2028
91282C-HQ-7	US TREASURY N/B 4.125 07/31/2028	SD			1.A	101,0391		984,120	974,000	962,371		809			4.125	4.466	JJ	16,704		09/08/2023	07/31/2028
91282C-JA-0	US TREASURY N/B 4.625 09/30/2028	SD			1.A	740,205	103.2344	763,934	740,000	740,164		(40)			4.500	4.538	MS	8,370		10/10/2023	09/30/2028
91282C-JA-0	US TREASURY N/B 4.625 09/30/2028	SD			1.A	52,214,448	103.2344	53,888,344	52,200,000	52,211,593		(2,855)			4.500	4.538	MS	590,459		10/10/2023	09/30/2028
91282C-JF-9	US TREASURY N/B 4.875 10/31/2028	SD			1.A	50,212,894	104.3906	52,273,605	50,075,000	50,205,232		(7,663)			4.875	4.859	AO	409,095		11/06/2023	10/31/2028
91282C-JP-7	US TREASURY N/B 4.375 12/15/2026	SD			1.A	29,241	101.0000	29,290	29,000	29,240		(1)			4.375	4.115	JD	55		12/26/2023	12/15/2026
93878Y-BM-0	WASHINGTON DC MET AREA TRAN 4 07/15/2038	SD	2		1.C FE	5,071,774	105.1394	4,337,000	4,125,000	4,847,343		(89,680)			4.000	2.375	JJ	75,625	165,000	05/27/2021	07/15/2038
93878Y-BN-8	WASHINGTON DC MET AREA TRAN 4 07/15/2039	SD	2		1.C FE	6,795,979	104.4274	5,790,499	5,545,000	6,499,948		(118,368)			4.000	2.464	JJ	101,658	221,800	05/27/2021	07/15/2039
0019999999	Subtotal - Bonds - U.S. Governments - Issuer Obligations					3,460,967,218	XXX	3,028,153,342	3,475,761,500	3,449,168,494		(214,416)			XXX	XXX	XXX	21,245,888	67,049,041	XXX	XXX
36176X-KR-9	GNSF POOL 779104			4	1.A	1,339,317	.949063	1,213,801	1,278,946	1,334,109		(8,064)			3.500	2.976	MON	3,730	44,763	10/30/2015	04/15/2042
36179W-LP-1	G2SF POOL MA7534			4	1.A	1,656,901	.875388	1,396,218	1,594,971	1,635,750		(6,346)			2.500	2.135	MON	3,323	39,874	09/13/2021	08/20/2051
36179W-OB-7	G2SF POOL MA7650			4	1.A	1,669,764		1,442,134	1,591,910	1,643,372		(9,089)			3.000	2.491	MON	3,980	47,757	10/06/2021	10/20/2051
36179W-R3-4	G2SF POOL MA7706			4	1.A	17,121,510	.905605	14,876,274	16,426,890	16,917,100		(86,823)			3.000	2.535	MON	41,067	492,807	11/15/2021	11/20/2051
36179W-R4-2	G2SF POOL MA7707			4	1.A	12,552,896	.931406	11,060,205	11,874,737	12,477,405		(76,937)			3.500	2.805	MON	34,635	415,616	11/15/2021	11/20/2051
36179W-XL-7	G2SF POOL MA7883			4	1.A	5,074,982	.931406	4,566,335	4,902,624	5,050,397		(21,963)			3.500	3.034	MON	14,299	171,592	02/08/2022	02/20/2052
3618AG-UL-1	GNSF POOL GR2387			4	1.A	1,838,094	107.0384	1,860,488	1,738,150	1,833,837		(5,301)			6.000	5.476	MON	8,691	69,526	04/25/2023	04/15/2053
36194F-4X-1	G2SF POOL AT7138			4	1.A	6,803,983	.936908	6,124,464	6,536,889	6,789,959		(30,885)			3.500	2.919	MON	19,066	228,791	07/18/2019	06/20/2046
36200M-FX-6	GNSF POOL 604182			4	1.A	410,162	102.9163	419,779	407,884	409,290		(372)			5.500	5.526	MON	1,869	22,434	01/30/2006	04/15/2033

E10.2

ANNUAL STATEMENT FOR THE YEAR 2023 OF THE ZURICH AMERICAN INSURANCE COMPANY

SCHEDULE D - PART 1

Showing All Long-Term BONDS Owned December 31 of Current Year

1	2	Codes			6	7	Fair Value		10	11	Change in Book/Adjusted Carrying Value				Interest					Dates	
		3	4	5			8	9			12	13	14	15	16	17	18	19	20	21	22
CUSIP Identification	Description	C o d e	F o r e i g n	B o n d C h a r	NAIC Designation, NAIC Designation Modifier and SVO Administrative Symbol	Actual Cost	Rate Used to Obtain Fair Value	Fair Value	Par Value	Book/ Adjusted Carrying Value	Unrealized Valuation Increase/ (Decrease)	Current Year's (Amor-tization)/ Accretion	Current Year's Other-Than-Temporary Impairment Recognized	Total Foreign Exchange Change in Book/ Adjusted Carrying Value	Rate of	Effective Rate of	When Paid	Admitted Amount Due and Accrued	Amount Received During Year	Acquired	Stated Contractual Maturity Date
36200M-RK-1	GNSF POOL 604490			4	1.A	44,052	102.9132	45,084	43,808	43,844		(70)			5.500	5.531	MON	201	2,409	01/30/2006	07/15/2033
36200Q-SH-8	GNSF POOL 569420			4	1.A	32,791	104.3593	33,019	31,639	31,965		(92)			7.000	6.862	MON	185	2,215	05/16/2002	05/15/2032
36200R-BG-6	GNSF POOL 569839			4	1.A	18,914	105.0803	19,479	18,538	18,730		(59)			6.500	6.367	MON	100	1,205	06/21/2002	06/15/2032
36200W-QQ-7	GNSF POOL 574763			4	1.A	205,843	105.2327	207,862	197,526	201,897		(886)			6.000	5.632	MON	988	11,851	02/08/2005	09/15/2034
36201A-2E-7	GNSF POOL 577773			4	1.A	2,187	100.3068	2,125	2,118	2,150		(22)			7.000	5.846	MON	12	148	05/10/2002	12/15/2031
36201C-KA-1	GNSF POOL 579089			4	1.A	4,352	102.5110	4,316	4,211	4,249		(9)			7.000	6.958	MON	25	295	05/10/2002	12/15/2031
36202C-3K-7	G2SF POOL 2602			4	1.A	5,486	103.6808	5,730	5,527	5,510		.9			6.000	6.420	MON	28	332	05/13/2002	06/20/2028
36202C-4N-0	G2SF POOL 2629			4	1.A	4,244	103.6806	4,433	4,275	4,259		10			6.000	6.589	MON	21	256	05/13/2002	08/20/2028
36202C-6Y-4	G2SF POOL 2687			4	1.A	5,379	103.6808	5,620	5,420	5,401		.9			6.000	6.381	MON	27	325	05/13/2002	12/20/2028
36202C-7L-1	G2SF POOL 2699			4	1.A	25,937	103.6808	27,094	26,133	26,040		44			6.000	6.375	MON	131	1,568	05/13/2002	01/20/2029
36202C-Z3-0	G2SF POOL 2562			4	1.A	3,276	103.6810	3,422	3,301	3,288		.8			6.000	6.460	MON	17	198	05/13/2002	03/20/2028
36202D-3H-2	G2SF POOL 3500			4	1.A	399,090	102.9374	400,915	389,475	394,567		(1,325)			5.500	5.230	MON	1,785	21,421	02/09/2004	01/20/2034
36202D-3J-8	G2SF POOL 3501			4	1.A	471,587	103.9631	468,184	450,337	461,611		(2,713)			6.000	5.369	MON	2,252	27,020	02/09/2004	01/20/2034
36202D-6U-0	G2SF POOL 3583			4	1.A	393,626	103.0645	399,693	387,809	390,955		(822)			5.500	5.396	MON	1,777	21,330	08/26/2004	07/20/2034
36202D-BH-3	G2SF POOL 2740			4	1.A	3,590	103.7054	3,751	3,617	3,603		.7			6.000	6.386	MON	18	217	05/13/2002	04/20/2029
36202D-RX-1	G2SF POOL 3202			4	1.A	99,674	105.2984	101,991	96,859	98,080		(365)			7.000	6.637	MON	565	6,780	03/01/2002	02/20/2032
36202D-S3-6	G2SF POOL 3238			4	1.A	59,255	103.8341	60,292	58,066	58,624		(153)			6.000	5.816	MON	290	3,484	08/21/2002	05/20/2032
36202D-SQ-5	G2SF POOL 3227			4	1.A	10,287	103.8339	10,507	10,119	10,228		(35)			6.000	5.779	MON	51	607	04/17/2002	04/20/2032
36202D-TG-6	G2SF POOL 3251			4	1.A	133,932	105.5596	137,073	129,854	131,754		(618)			7.000	6.629	MON	757	9,090	05/28/2002	06/20/2032
36202D-TT-8	G2SF POOL 3262			4	1.A	38,628	105.5597	38,805	36,761	37,745		(257)			7.000	6.362	MON	214	2,573	07/31/2002	07/20/2032
36202E-H4-4	G2SF POOL 3851			4	1.A	194,178	103.4681	202,973	196,170	194,730		260			5.500	5.826	MON	899	10,789	09/13/2006	05/20/2036
36202E-HS-1	G2SF POOL 3841			4	1.A	158,923	103.4681	166,122	160,554	159,330		258			5.500	5.863	MON	736	8,831	09/13/2006	04/20/2036
36209M-6P-4	GNSF POOL 476178			4	1.A	12,595	100.5307	12,760	12,693	12,664		20			7.500	7.975	MON	79	952	08/01/2000	09/15/2028
3620AF-4W-4	GNSF POOL 729037			4	1.A	836,096	101.8969	770,347	756,007	824,812		(12,668)			5.000	2.980	MON	3,150	37,800	08/21/2015	02/15/2040
3620AQ-G3-1	GNSF POOL 736518			4	1.A	554,854	101.9785	511,631	501,705	545,131		(6,400)			5.000	3.833	MON	2,090	25,085	08/21/2015	04/15/2040
3620C4-RG-7	GNSF POOL 748487			4	1.A	336,247	99.9817	309,804	309,860	332,618		(3,895)			4.500	2.787	MON	1,162	13,944	01/14/2016	08/15/2040
36211D-7M-6	GNSF POOL 510400			4	1.A	242,038	103.5087	243,196	234,952	238,869		(860)			5.500	5.137	MON	1,077	12,922	02/08/2005	01/15/2035
36213C-5U-0	GNSF POOL 550859			4	1.A	2,174	103.1915	2,160	2,093	2,129		(8)			7.500	7.248	MON	13	157	04/04/2002	09/15/2031
36213S-JA-4	GNSF POOL 562857			4	1.A	9,105	102.9769	9,026	8,765	8,812		(15)			7.500	7.558	MON	55	657	04/04/2002	08/15/2031
36213U-MK-3	GNSF POOL 564762			4	1.A	584	103.7922	583	575	575		(3)			7.500	6.884	MON	4	43	04/04/2002	08/15/2031
36225A-4A-5	GNSF POOL 780817			4	1.A	59,448	103.1111	57,973	56,224	57,250		(552)			7.500	6.495	MON	351	4,217	06/28/2002	06/15/2028
36225A-UD-0	GNSF POOL 780580			4	1.A	37,764	102.5221	36,573	35,674	36,268		(444)			7.500	6.263	MON	223	2,676	06/28/2002	06/15/2027
36225B-EA-2	GNSF POOL 781029			4	1.A	3,344	102.4766	3,366	3,285	3,308		(11)			6.500	6.276	MON	18	213	05/10/2002	05/15/2029
36225B-ZN-1	GNSF POOL 781649			4	1.A	17,663	104.9429	15,849	15,103	16,692		(568)			6.500	3.093	MON	82	982	12/25/2015	04/15/2033
36290Y-ZR-2	GNSF POOL 621852			4	1.A	240,870	104.9257	244,188	232,725	237,152		(1,408)			6.000	5.712	MON	1,164	13,963	01/05/2005	01/15/2034
36292A-ZD-3	GNSF POOL 643440			4	1.A	314,883	103.5739	321,528	310,433	312,925		(577)			5.500	5.457	MON	1,423	17,074	07/21/2005	01/15/2035
36292H-FD-0	GNSF POOL 649164			4	1.A	6,562	102.2528	6,004	5,871	6,799		(216)			5.500	1.812	MON	27	323	11/27/2006	01/15/2036
36292K-6L-5	GNSF POOL 651675			4	1.A	18,466	103.7001	17,075	16,465	17,716		(187)			5.500	4.118	MON	75	905	11/27/2006	01/15/2036
36292K-6X-9	GNSF POOL 651686			4	1.A	278,657	105.4256	286,240	271,509	276,048		(923)			6.000	5.782	MON	1,358	16,291	01/30/2006	01/15/2036
36294S-ED-5	GNSF POOL 658132			4	1.A	173,620	105.4445	180,354	171,042	172,765		(263)			6.000	5.962	MON	855	10,262	11/27/2006	10/15/2036
36295W-6H-5	GNSF POOL 683172			4	1.A	100,352	104.1558	101,756	97,696	99,247		(278)			6.000	5.790	MON	488	5,862	05/23/2008	05/15/2038
36296T-UB-4	GNSF POOL 700907			4	1.A	213,264	106.0753	218,934	206,395	210,838		(966)			6.000	5.758	MON	1,032	12,384	12/17/2008	11/15/2038
383742-7V-9	GNR 2008-54 NB 4,5 06/16/2038 CMO			4	1.A	2,360,392	98.4651	2,013,351	2,044,736	2,205,666		(28,211)			4.500	3.039	MON	7,668	92,013	07/13/2012	06/16/2038
38376R-FU-5	GNR 2015-H19 FN FLT 07/20/2065 CMO			4	1.A	4,539,634	99.1852	4,520,990	4,558,130	4,547,438		2,595			5.877	6.100	MON	8,186	241,622	08/11/2015	07/20/2065
38376R-HJ-8	GNR 2015-H23 TA FLT 09/20/2065 CMO			4	1.A	6,373,194	99.1877	6,349,545	6,401,545	6,380,670		3,634			5.907	6.138	MON	11,555	341,260	09/03/2015	09/20/2065

ANNUAL STATEMENT FOR THE YEAR 2023 OF THE ZURICH AMERICAN INSURANCE COMPANY

SCHEDULE D - PART 1

Showing All Long-Term BONDS Owned December 31 of Current Year

1	2	Codes			6	7	Fair Value		10	11	Change in Book/Adjusted Carrying Value				Interest					Dates	
		3	4	5			8	9			12	13	14	15	16	17	18	19	20	21	22
CUSIP Identification	Description	C o d e	F o r e i g n	B o n d C h a r	NAIC Designation, NAIC Designation Modifier and SVO Administrative Symbol	Actual Cost	Rate Used to Obtain Fair Value	Fair Value	Par Value	Book/ Adjusted Carrying Value	Unrealized Valuation Increase/ (Decrease)	Current Year's (Amor-tization)/ Accretion	Current Year's Other-Than-Temporary Impairment Recognized	Total Foreign Exchange Change in Book/ Adjusted Carrying Value	Rate of	Effective Rate of	When Paid	Admitted Amount Due and Accrued	Amount Received During Year	Acquired	Stated Contractual Maturity Date
38378T-RC-6	GNR 2013-69 EY 2.13539 04/20/2040 CMO			4	1.A	1,589,156	.815663	1,366,236	1,675,000	1,617,024		5,213			2.135	2.572	MON	2,981	35,768	08/19/2019	04/20/2040
38379F-HT-9	GNR 2015-159 XV 3 12/20/2043 CMO			4	1.A	1,569,616	.958154	1,474,614	1,539,016	1,543,235	(1,944)				3.000	2.912	MON	3,848	46,170	12/22/2015	12/20/2043
38379X-N6-3	GNR 2016-99 TL 2 04/16/2044 CMO			4	1.A	1,746,927	.818191	1,527,409	1,866,812	1,818,185		7,116			2.000	2.443	MON	3,111	37,336	08/19/2019	04/16/2044
38383D-CM-8	GNR 2021-196 Z 2 11/20/2051 CMO			4	1.A	13,368,737	.493217	7,712,760	15,637,661	13,458,558		45,175			2.000	2.699	MON	26,063	309,391	12/01/2023	11/20/2051
911760-QP-4	VENDE 2001-2 6.75 02/15/2031 WHOLE LOAN			4	1.A	554,268	105.3240	573,967	544,954	549,928		(1,474)			6.750	6.603	MON	3,065	36,784	12/09/2008	02/15/2031
0029999999	Subtotal - Bonds - U.S. Governments - Residential Mortgage-Backed Securities					86,343,350	XXX	74,196,407	86,132,031	85,913,101		(250,719)			XXX	XXX	XXX	222,942	2,983,160	XXX	XXX
0109999999	Total - U.S. Government Bonds					3,547,310,568	XXX	3,102,349,749	3,561,893,531	3,535,081,595		(465,135)			XXX	XXX	XXX	21,468,830	70,032,201	XXX	XXX
045167-CY-7	ASIAN DEVELOPMENT BANK 2.125 03/19/2025		D		1.A FE	91,116,235	.969750	89,887,097	92,233,464	92,233,464		355,915			2.125	2.550	MS	558,077	1,969,684	04/22/2022	03/19/2025
045167-EC-3	ASIAN DEVELOPMENT BANK 2.375 08/10/2027		D		1.A FE	31,616,520	.944510	28,429,751	30,100,000	30,983,890	(237,848)				2.375	1.545	FA	278,007	714,875	04/28/2022	08/10/2027
045167-EJ-8	ASIAN DEVELOPMENT BANK 3.125 09/26/2028		D		1.A FE	97,840,733	.961520	92,961,677	96,682,000	97,215,224	(182,395)				3.125	3.048	MS	788,898	2,755,688	12/22/2023	09/26/2028
298785-HD-1	EUROPEAN INVESTMENT BAN 2.125 04/13/2026		D		1.A FE	21,631,515	.953670	20,384,696	21,375,000	21,519,959	(61,720)				2.125	1.829	AO	97,152	454,219	03/02/2022	04/13/2026
298785-HM-1	EUROPEAN INVESTMENT BAN 2.375 05/24/2027		D		1.A FE	54,963,708	.946940	51,229,454	54,100,000	54,635,557	(159,432)				2.375	2.102	MM	128,488	1,284,875	09/21/2022	05/24/2027
298785-JA-5	EUROPEAN INVESTMENT BAN 1.625 10/09/2029		D		1.A FE	38,181,600	.880060	35,642,430	40,500,000	38,424,589	266,579				1.625	2.656	AO	149,906	617,500	12/22/2023	10/09/2029
298785-JE-7	EUROPEAN INVESTMENT BAN 0.875 05/17/2030		D		1.A FE	3,307,000	.826290	3,305,160	4,000,000	3,309,015	2,015				0.875	4.011	MM	4,278		12/22/2023	05/17/2030
298785-JH-0	EUROPEAN INVESTMENT BANK 0.75 09/23/2030		D		1.A FE	14,223,900	.811890	12,178,350	15,000,000	14,446,258	78,065				0.750	1.330	MS	30,313	112,500	02/22/2021	09/23/2030
298785-JJ-6	EUROPEAN INVESTMENT BAN 0.625 10/21/2027		D		1.A FE	22,304,232	.880990	20,157,051	22,880,000	22,518,795	92,375				0.625	1.052	AO	27,806	143,000	08/27/2021	10/21/2027
298785-JN-7	EUROPEAN INVESTMENT BAN 1.625 05/13/2031		D		1.A FE	5,102,150	.852930	4,264,650	5,000,000	5,078,521	(10,079)				1.625	1.404	MM	10,833	81,250	08/26/2021	05/13/2031
298785-JV-9	EUROPEAN INVESTMENT BANK 3.75 02/14/2033		D		1.A FE	5,899,250	.980870	5,885,220	6,000,000	5,898,851	(399)				3.750	4.010	FA	85,625		12/22/2023	02/14/2033
459058-KA-0	INTL BK RECON & DEVELOP 1.625 11/03/2031		D		1.A FE	38,137,616	.841890	36,586,856	43,458,000	38,630,356	395,158				1.625	3.315	MM	113,775	665,977	10/03/2023	11/03/2031
45905U-6L-3	INTL BK RECON & DEVELOP 3.125 11/20/2025		D		1.A FE	55,358,237	.976620	51,375,095	52,605,000	53,599,132	(520,378)				3.125	2.121	MM	187,223	1,644,432	04/05/2022	11/20/2025
45905U-RL-0	INTL BK RECON & DEVELOP 2.125 03/03/2025		D		1.A FE	111,305,047	.970890	108,433,850	111,685,000	111,469,002	169,973				2.125	2.300	MS	777,917	2,374,423	04/22/2022	03/03/2025
45906M-3R-0	INTL BK RECON & DEVELOP 3.625 02/03/2028		D		1.A FE	9,968,754	.976630	9,766,300	10,000,000	9,977,801	9,047				3.625	3.728	FA	149,028	181,250	01/27/2023	02/03/2028
45905V-HX-7	INTL FINANCE CORP 2.125 04/07/2026		D		1.A FE	111,813,588	.954470	107,788,297	112,930,000	111,756,448	471,543				2.125	2.637	AO	559,945	2,400,892	11/09/2022	04/07/2026
683234-AT-5	ONTARIO (PROVINCE OF) 1.05 04/14/2026		SD	A	1.D FE	42,612,319	.927580	39,026,073	42,073,000	42,336,651	(70,809)				1.050	0.773	AO	315,372	220,883	08/03/2021	04/14/2026
683234-AT-5	ONTARIO (PROVINCE OF) 1.05 04/14/2026		A		1.D FE					(43,509)				1.050		AO		220,883		08/03/2021	04/14/2026
683234-DB-1	ONTARIO (PROVINCE OF) 3.1 05/19/2027		SD	A	1.D FE	10,397,625	.965020	10,132,710	10,500,000	10,424,682	20,371				3.100	3.350	MM	200,725	162,750	08/15/2022	05/19/2027
683234-DB-1	ONTARIO (PROVINCE OF) 3.1 05/19/2027		A		1.D FE									3.100		MM		162,750		08/15/2022	05/19/2027
683234-CT-9	ONTARIO (PROVINCE OF) 3.2 05/16/2024		A		1.D FE	27,701,253	.991750	25,502,851	25,715,000	25,803,261	(237,156)				3.200	2.256	MM	514,300	822,880	06/02/2015	05/16/2024
683234-FC-3	ONTARIO (PROVINCE OF) 3.05 01/29/2024		A		1.D FE	4,477,234	.998100	4,441,545	4,450,000	4,451,277	(15,985)				3.050	2.699	JJ	56,929	135,725	05/10/2022	01/29/2024
748148-SB-0	PROVINCE OF QUEBEC 1.35 05/28/2030		SD	A	1.D FE	32,202,872	.841850	26,817,132	31,855,000	32,085,026	(34,556)				1.350	1.236	MM	254,442	430,043	09/16/2020	05/28/2030
803854-KQ-0	PROVINCE OF SASKATCHEWAN 3.25 06/08/2027		SD	A	1.C FE	3,999,280	.968400	3,873,600	4,000,000	3,999,140	113				3.250	3.280	JD	73,306	130,000	08/15/2022	06/08/2027
0219999999	Subtotal - Bonds - All Other Governments - Issuer Obligations					834,160,668	XXX	788,069,845	837,599,000	830,796,899		286,888			XXX	XXX	XXX	5,362,345	17,686,479	XXX	XXX
0309999999	Total - All Other Government Bonds					834,160,668	XXX	788,069,845	837,599,000	830,796,899		286,888			XXX	XXX	XXX	5,362,345	17,686,479	XXX	XXX
010411-B5-4	ALABAMA ST 5 08/01/2028			2	1.B FE	3,120,153	106.4233	2,665,904	2,505,000	2,681,132	(65,637)				5.000	2.574	FA	51,840	125,250	11/09/2016	08/01/2028
040588-J7-1	ARIZONA ST COPS 5 09/01/2026		SD	2	1.C FE	6,570,735	103.5763	5,820,988	5,620,000	5,797,740	(102,706)				5.000	3.178	MS	92,886	281,000	07/01/2015	09/01/2026
040588-L2-9	ARIZONA ST COPS 5 09/01/2026		SD	2	1.D FE	2,741,704	103.7181	2,432,189	2,345,000	2,419,164	(42,855)				5.000	3.178	MS	38,758	117,250	07/01/2015	09/01/2026
13063C-NS-5	CALIFORNIA ST 5 10/01/2037			2	1.C FE	5,774,300	101.4603	5,073,015	5,000,000	5,074,025	(96,082)				5.000	3.936	AO	61,806	250,000	12/04/2015	10/01/2037
13063C-RC-6	CALIFORNIA ST 5 03/01/2032		SD	2	1.C FE	12,545,297	102.7645	11,000,940	10,705,000	10,955,049	(209,033)				5.000	3.633	MS	176,930	535,250	03/05/2015	03/01/2032
13063C-VB-3	CALIFORNIA ST 5 08/01/2034			2	1.C FE	9,190,800	104.0731	8,325,848	8,000,000	8,216,902	(131,352)				5.000	3.881	FA	165,556	400,000	08/27/2015	08/01/2034
13063C-WT-3	CALIFORNIA ST 3.75 12/01/2035			2	1.C FE	144,176	100.8948	141,253	140,000	140,557	(619)				3.750	3.738	JD	438	5,250	11/17/2016	12/01/2035
13063C-XC-9	CALIFORNIA ST 3.75 12/01/2034			2	1.C FE	87,917	101.0131	85,861	85,000	85,390	(430)				3.750	3.728	JD	266	3,188	11/17/2016	12/01/2034
13063D-3R-7	CALIFORNIA ST 6 03/01/2033		SD	1	1.C FE	4,328,680	108.6462	4,345,848	4,000,000	4,310,846	(17,834)				6.000	5.006	MS	79,333	110,667	03/09/2023	03/01/2033
13063D-Q4-3	CALIFORNIA ST 4 04/01/2042			2	1.C FE	5,610,250	105.2565	5,262,825	5,000,000	5,515,215	(55,283)				4.000	3.197	AO	49,444	200,000	03/10/2022	04/01/2042
13063D-XD-5	CALIFORNIA ST 4 11/01/2039			2	1.C FE	12,174,873	105.7337	10,763,691	10,180,000	11,567,789	(188,670)				4.000	2.702	MM	66,736	407,200	09/03/2020	11/01/2039

ANNUAL STATEMENT FOR THE YEAR 2023 OF THE ZURICH AMERICAN INSURANCE COMPANY

SCHEDULE D - PART 1

Showing All Long-Term BONDS Owned December 31 of Current Year

1	2	Codes			6	7	Fair Value		10	11	Change in Book/Adjusted Carrying Value				Interest					Dates	
		3	4	5			8	9			12	13	14	15	16	17	18	19	20	21	22
CUSIP Identification	Description	C o d e	F o r e i g n	B o n d C h a r	NAIC Designation, NAIC Designation Modifier and SVO Administrative Symbol	Actual Cost	Rate Used to Obtain Fair Value	Fair Value	Par Value	Book/ Adjusted Carrying Value	Unrealized Valuation Increase/ (Decrease)	Current Year's (Amortization)/ Accretion	Current Year's Other-Than-Temporary Impairment Recognized	Total Foreign Exchange Change in Book/ Adjusted Carrying Value	Rate of	Effective Rate of	When Paid	Admitted Amount Due and Accrued	Amount Received During Year	Acquired	Stated Contractual Maturity Date
130630-XE-3	CALIFORNIA ST 4 11/01/2040	2	.. 1.C FE	2,984,800	104.7234	2,618,085	2,500,000	2,837,382	(45,831)			4,000	2.759	MN	16,389	100,000	100,000	09/03/2020	11/01/2040
20772K-RD-3	CONNECTICUT ST 5 06/15/2036	2	.. 1.D FE	400,883	118.5302	414,856	350,000	394,942	(4,549)			5,000	3.621	JD	729	17,500	17,500	05/28/2022	06/15/2035
20772K-RE-1	CONNECTICUT ST 5 06/15/2036	2	.. 1.D FE	342,243	117.3580	352,074	300,000	337,353	(3,772)			5,000	3.734	JD	625	15,000	15,000	05/26/2022	06/15/2036
20772K-RF-8	CONNECTICUT ST 5 06/15/2037	2	.. 1.D FE	284,293	116.1532	290,383	250,000	280,351	(3,059)			5,000	3.827	JD	521	12,500	12,500	05/26/2022	06/15/2037
20772K-RG-6	CONNECTICUT ST 5 06/15/2038	2	.. 1.D FE	340,062	115.2027	345,608	300,000	335,491	(3,570)			5,000	3.909	JD	625	15,000	15,000	05/26/2022	06/15/2038
20772K-SQ-3	CONNECTICUT ST 5 11/15/2037	2	.. 1.D FE	1,121,200	116.6272	1,166,272	1,000,000	1,111,446	(10,584)			5,000	3.957	MN	6,250	45,972	45,972	12/02/2022	11/15/2037
20772K-SR-1	CONNECTICUT ST 5 11/15/2038	2	.. 1.D FE	1,673,820	115.5125	1,732,688	1,500,000	1,659,968	(15,152)			5,000	4.048	MN	9,375	68,958	68,958	12/02/2022	11/15/2038
25476F-RS-9	DIST OF COLUMBIA 4 06/01/2035	2	.. 1.B FE	2,786,225	103.3408	2,583,520	2,500,000	2,577,530	(30,645)			4,000	3.215	JD	8,056	100,000	100,000	06/08/2016	06/01/2035
25476F-UH-9	DIST OF COLUMBIA 5 06/01/2035	..SD..	..	2	.. 1.B FE	5,886,800	108.6350	5,431,750	5,000,000	5,334,809	(91,835)			5,000	3.734	JD	20,139	250,000	250,000	05/18/2017	06/01/2035
25476F-UJ-5	DIST OF COLUMBIA 5 06/01/2036	..SD..	..	2	.. 1.B FE	3,670,344	108.3979	3,387,434	3,125,000	3,331,113	(56,498)			5,000	3.746	JD	12,587	156,250	156,250	05/18/2017	06/01/2036
25476F-UL-0	DIST OF COLUMBIA 5 06/01/2037	2	.. 1.B FE	3,512,220	107.8819	3,236,457	3,000,000	3,193,869	(53,097)			5,000	3.812	JD	12,083	150,000	150,000	05/18/2017	06/01/2037
25476F-WG-9	DIST OF COLUMBIA 5 06/01/2043	2	.. 1.B FE	5,954,123	107.2564	5,496,891	5,125,000	5,530,442	(84,590)			5,000	3.961	JD	21,354	256,250	256,250	07/19/2018	06/01/2043
25476F-YJ-1	DIST OF COLUMBIA 5 02/01/2033	2	.. 1.B FE	2,987,955	117.7444	2,649,249	2,250,000	2,828,796	(77,823)			5,000	1.762	FA	46,563	112,500	112,500	11/10/2021	02/01/2033
419792-LS-3	HAWAII ST 4 10/01/2035	..SD..	..	2	.. 1.C FE	6,177,325	102.9765	5,663,708	5,500,000	5,706,220	(71,421)			4,000	3.158	AO	54,389	220,000	220,000	09/30/2016	10/01/2035
419792-ML-7	HAWAII ST 5 10/01/2029	..SD..	..	2	.. 1.C FE	16,306,457	106.9135	14,588,347	13,645,000	14,463,460	(282,681)			5,000	3.162	AO	168,667	682,250	682,250	12/07/2016	10/01/2029
419792-N2-8	HAWAII ST 5.071 10/01/2035	1	.. 1.C FE	7,000,000	102.2532	7,157,724	7,000,000	7,011,484	11,484			5,071	5.136	AO	10,846			12/07/2023	10/01/2035
452153-AP-4	ILLINOIS ST 5 03/01/2035	2	.. 1.G FE	1,838,460	111.1716	1,667,574	1,500,000	1,752,716	(31,943)			5,000	3.029	MS	24,792	75,000	75,000	03/17/2021	03/01/2035
452153-AQ-2	ILLINOIS ST 5 03/01/2036	2	.. 1.G FE	2,443,360	110.3588	2,207,176	2,000,000	2,331,230	(41,800)			5,000	3.154	MS	33,056	100,000	100,000	03/17/2021	03/01/2036
452153-AR-0	ILLINOIS ST 5 03/01/2037	2	.. 1.G FE	2,435,500	109.2164	2,184,328	2,000,000	2,325,543	(41,016)			5,000	3.266	MS	33,056	100,000	100,000	03/17/2021	03/01/2037
452153-AP-1	ILLINOIS ST 5 03/01/2034	2	.. 1.G FE	7,321,922	113.5392	8,044,252	7,085,000	7,299,650	(21,340)			5,000	4.682	MS	117,099	354,250	354,250	05/19/2022	03/01/2034
574193-UR-7	MARYLAND ST 5 08/01/2033	..SD..	..	2	.. 1.A FE	5,210,611	119.1373	4,574,872	3,840,000	4,932,334	(137,433)			5,000	1.623	FA	79,467	192,000	192,000	12/17/2021	08/01/2033
57582R-D2-9	MASSACHUSETTS ST 3 07/01/2039	2	.. 1.B FE	4,372,100	91.6881	4,584,405	5,000,000	4,415,978	26,721			3,000	4.060	JJ	74,583	150,000	150,000	05/03/2022	07/01/2039
57582R-GI-0	MASSACHUSETTS ST 5 03/01/2041	2	.. 1.B FE	2,774,400	100.2883	2,507,208	2,500,000	2,508,067	(49,412)			5,000	4.271	MS	41,667	125,000	125,000	03/21/2018	03/01/2041
57582R-H5-8	MASSACHUSETTS ST 4 11/01/2040	..SD..	..	2	.. 1.B FE	3,035,100	104.2116	2,605,290	2,500,000	2,879,564	(52,058)			4,000	2.631	MN	16,389	100,000	100,000	11/19/2020	11/01/2040
57582R-H7-4	MASSACHUSETTS ST 4 11/01/2041	..SD..	..	2	.. 1.B FE	3,030,000	103.4082	2,585,205	2,500,000	2,876,082	(51,540)			4,000	2.688	MN	16,389	100,000	100,000	11/19/2020	11/01/2041
57582R-N8-5	MASSACHUSETTS ST 3 04/01/2049	2	.. 1.B FE	8,433,100	80.0343	8,003,430	10,000,000	8,490,449	34,391			3,000	3.989	AO	74,167	300,000	300,000	04/19/2022	04/01/2049
60412A-WN-9	MINNESOTA ST 4 09/01/2033	..SD..	..	2	.. 1.A FE	16,413,820	111.0363	14,678,999	13,220,000	15,730,686	(308,370)			4,000	1.750	MS	174,798	528,800	528,800	10/06/2021	09/01/2033
605581-JM-0	MISSISSIPPI ST 5 10/01/2029	..SD..	..	2	.. 1.C FE	4,932,360	109.1659	4,366,636	4,000,000	4,369,296	(92,947)			5,000	2.767	AO	49,444	200,000	200,000	06/16/2017	10/01/2029
605581-NV-5	MISSISSIPPI ST 4 06/01/2037	2	.. 1.C FE	3,267,605	104.6484	2,877,831	2,750,000	3,122,933	(54,413)			4,000	2.588	JD	8,861	110,000	110,000	03/05/2021	06/01/2037
677522-RN-6	OHIO ST 5 05/01/2028	..SD..	..	2	.. 1.A FE	5,056,040	110.8029	4,432,116	4,000,000	4,464,021	(100,994)			5,000	2.202	MN	32,778	200,000	200,000	09/20/2017	05/01/2028
677523-CB-6	OHIO ST 5 03/01/2031	2	.. 1.A FE	1,980,435	117.4359	1,761,539	1,500,000	1,875,805	(49,669)			5,000	1.334	MS	24,792	75,000	75,000	10/28/2021	03/01/2031
677523-CC-4	OHIO ST 5 03/01/2032	..SD..	..	2	.. 1.A FE	3,259,014	119.5154	2,892,273	2,420,000	3,095,637	(77,637)			5,000	1.385	MS	39,997	121,000	121,000	10/28/2021	03/01/2032
677523-CD-2	OHIO ST 5 03/01/2033	..SD..	..	2	.. 1.A FE	3,349,700	119.5076	2,987,690	2,500,000	3,184,723	(78,464)			5,000	1.693	MS	41,319	125,000	125,000	10/28/2021	03/01/2033
709144-PA-1	PENNSYLVANIA ST COPS 5 07/01/2043	2	.. 1.F FE	844,066	104.8269	807,167	770,000	804,493	(7,688)			5,000	4.386	JJ	19,250	38,500	38,500	04/19/2018	07/01/2043
709144-F2-3	PENNSYLVANIA ST 4 09/15/2034	2	.. 1.D FE	9,892,170	103.6120	9,325,080	9,000,000	9,267,425	(93,802)			4,000	3.295	MS	105,000	360,000	360,000	08/09/2016	09/15/2034
882723-TC-3	TEXAS ST 5 10/01/2044	2	.. 1.A FE	4,012,005	101.4487	3,383,314	3,335,000	3,411,808	(101,105)			5,000	3.827	AO	166,750	166,750	166,750	08/02/2016	10/01/2044
882723-ZE-2	TEXAS ST 5 10/01/2027	..SD..	..	2	.. 1.A FE	11,946,200	104.1143	10,411,430	10,000,000	10,380,220	(209,057)			5,000	3.051	AO	123,611	500,000	500,000	09/17/2015	10/01/2027
882723-ZV-4	TEXAS ST 5 10/01/2036	2	.. 1.A FE	5,869,400	104.0939	5,204,695	5,000,000	5,209,473	(115,282)			5,000	3.715	AO	62,500	250,000	250,000	10/26/2017	10/01/2036
924258-3K-0	VERMONT ST 3 02/15/2037	2	.. 1.B FE	2,778,883	94.7629	3,027,675	3,195,000	2,785,356	6,473			3,000	4.332	FA	35,944			09/19/2023	02/15/2037
924258-3L-8	VERMONT ST 3 02/15/2038	2	.. 1.B FE	2,626,450	93.2667	2,867,951	3,075,000	2,632,756	6,306			3,000	4.423	FA	34,594			09/19/2023	02/15/2038
93974D-4J-4	WASHINGTON ST 5 08/01/2043	..SD..	..	2	.. 1.B FE	11,376,500	107.1487	10,714,870	10,000,000	10,694,741	(138,017)			5,000	4.153	FA	206,944	500,000	500,000	09/14/2018	08/01/2043
93974D-SQ-2	WASHINGTON ST 5 08/01/2033	2	.. 1.B FE	3,520,320	104.0620	3,121,860	3,000,000	3,104,169	(63,448)			5,000	4.600	FA	62,083	150,000	150,000	11/17/2016	08/01/2033
93974D-XF-0	WASHINGTON ST 5 08/01/2033	2	.. 1.B FE	4,868,480	106.7303	4,269,212	4,000,000	4,249,138	(92,389)			5,000	3.332	FA	82,778	200,000	200,000		

ANNUAL STATEMENT FOR THE YEAR 2023 OF THE ZURICH AMERICAN INSURANCE COMPANY

SCHEDULE D - PART 1

Showing All Long-Term BONDS Owned December 31 of Current Year

1	2	Codes			6	7	Fair Value		10	11	Change in Book/Adjusted Carrying Value				Interest					Dates	
		3	4	5			8	9			12	13	14	15	16	17	18	19	20	21	22
CUSIP Identification	Description	Code	For	Bond Char	NAIC Designation, NAIC Designation Modifier and SVO Administrative Symbol	Actual Cost	Rate Used to Obtain Fair Value	Fair Value	Par Value	Book/ Adjusted Carrying Value	Unrealized Valuation Increase/ (Decrease)	Current Year's (Amortization)/ Accretion	Current Year's Other-Than-Temporary Impairment Recognized	Total Foreign Exchange Change in Book/ Adjusted Carrying Value	Rate of	Effective Rate of	When Paid	Admitted Amount Due and Accrued	Amount Received During Year	Acquired	Stated Contractual Maturity Date
97705M-KR-5	WISCONSIN ST 5 11/01/2029	SD	2		1.B FE	11,845,700	108.6672	10,866,720	10,000,000	10,720,555		(204,191)			5.000	3.131	MN	81,944	500,000	02/14/2018	11/01/2029
0419999999 Subtotal - Bonds - U.S. States, Territories and Possessions - Issuer Obligations						304,938,411	XXX	278,043,842	262,360,000	281,951,445		(4,658,036)			XXX	XXX	XXX	3,299,265	11,495,785	XXX	XXX
0509999999 Total - U.S. States, Territories and Possessions Bonds						304,938,411	XXX	278,043,842	262,360,000	281,951,445		(4,658,036)			XXX	XXX	XXX	3,299,265	11,495,785	XXX	XXX
015302-7Z-9	ALEXANDRIA VA 3 07/15/2043		2		1.A FE	8,990,695	88.8559	8,712,321	9,805,000	9,036,777		26,865			3.000	3.591	JJ	134,819	294,150	04/07/2022	07/15/2043
022447-P2-6	ALVIN TX INDEP SCH DIST 4 02/15/2037		2		1.A FE	4,025,577	103.5691	3,655,989	3,530,000	3,786,012		(58,758)			4.000	2.979	FA	52,950	141,200	10/11/2019	02/15/2037
03588H-P6-7	ANNE ARUNDEL CNTY MD 5 10/01/2031		2		1.A FE	7,745,830	117.2598	7,299,423	6,225,000	7,445,333		(167,881)			5.000	2.166	AO	76,948	311,250	03/11/2022	10/01/2031
03667P-EU-2	ANTELOPE VLY CA CMNTY CLG D 5 08/01/2039		2		1.C FE	1,348,313	102.3992	1,192,951	1,165,000	1,194,050		(26,349)			5.000	4.818	FA	24,271	58,250	11/17/2016	08/01/2039
038699-UF-9	ARAPAHOE CNTY CO SCH DIST 5.5 12/01/2043		2		1.C FE	4,805,760	110.1864	4,407,456	4,000,000	4,434,800		(80,761)			5.500	4.175	JD	18,333	220,000	01/11/2019	12/01/2043
047772-ZV-3	ATLANTA GA 5 12/01/2033		2		1.B FE	5,684,100	101.9492	5,097,460	5,000,000	5,077,165		(82,010)			5.000	3.948	JD	20,139	250,000	06/10/2015	12/01/2033
052430-VY-8	AUSTIN TX INDEP SCH DIST 5 08/01/2039		2		1.A FE	1,742,550	115.1031	1,726,547	1,500,000	1,728,121		(14,429)			5.000	3.712	FA	65,417		01/19/2023	08/01/2039
094717-BC-8	BLOOMINGTON IN REDEV DIST T 5 02/01/2028		2		1.G FE	1,829,260	101.9035	1,564,219	1,535,000	1,726,423		(37,402)			5.000	3.018	FA	31,766	76,750	09/16/2016	02/01/2028
100853-G6-1	BOSTON MA 5 11/01/2033		2		1.A FE	11,600,903	123.4604	11,413,914	9,245,000	11,262,998		(204,192)			5.000	2.468	MN	75,758	462,250	03/31/2022	11/01/2033
115065-ZU-1	BROWARD CNTY FL SCH BRD COP 5 07/01/2033		2		1.E FE	3,257,059	108.4601	2,998,922	2,765,000	2,622,705		(52,938)			5.000	3.533	JJ	68,741	138,250	12/19/2017	07/01/2033
123547-2N-0	BUTLER CNTY OH 5.25 12/01/2026		2		1.A FE	1,853,835	105.0565	1,612,617	1,535,000	1,622,081		(43,797)			5.250	2.258	JD	6,716	80,588	11/27/2017	01/01/2026
167560-UF-6	CHICAGO IL MET WTR RECLAMAT 5 12/01/2031		2		1.B FE	2,168,442	106.9617	1,866,482	1,745,000	1,875,775		(42,815)			5.000	3.027	JD	7,028	87,250	08/25/2016	12/01/2031
167560-UG-4	CHICAGO IL MET WTR RECLAMAT 5 12/01/2032		2		1.B FE	2,140,910	106.9653	1,850,500	1,730,000	1,857,121		(41,579)			5.000	3.149	JD	6,968	86,500	08/25/2016	12/01/2032
167560-UH-2	CHICAGO IL MET WTR RECLAMAT 5 12/01/2033		2		1.B FE	2,058,125	106.9690	1,786,382	1,670,000	1,790,277		(39,303)			5.000	3.257	JD	6,726	83,500	08/25/2016	12/01/2033
167615-N9-0	CHICAGO IL PARK DIST 5 01/01/2025		2		1.D FE	1,324,741	100.0000	1,135,000	1,135,000	1,135,000		(28,296)			5.000	2.799	JJ	28,217	56,750	09/17/2021	01/01/2025
167615-P5-6	CHICAGO IL PARK DIST 5 01/01/2025		2		1.D FE	1,132,159	100.0997	970,967	970,000	970,000		(24,183)			5.000	2.799	JJ	24,115	48,500	09/17/2021	01/01/2025
167615-TX-1	CHICAGO IL PARK DIST 5 01/01/2026		2		1.D FE	1,619,730	100.0974	1,401,364	1,400,000	1,399,988		(32,895)			5.000	3.055	JJ	34,806	70,000	10/07/2016	01/01/2026
167615-XN-8	CHICAGO IL PARK DIST 5 11/15/2027		2		1.D FE	674,918	105.9390	609,149	575,000	606,934		(10,512)			5.000	3.146	MN	3,594	28,750	10/27/2016	11/15/2027
180848-SD-6	CLARK CNTY NV 4 11/01/2032	SD	2		1.B FE	6,877,740	103.7168	6,223,008	6,000,000	6,265,825		(89,762)			4.000	2.882	MN	39,333	240,000	08/31/2016	11/01/2032
180848-XH-1	CLARK CNTY NV 5 06/01/2043		2		1.B FE	8,032,850	105.9583	7,417,081	7,000,000	7,499,701		(103,771)			5.000	4.056	JD	29,167	350,000	04/12/2018	06/01/2043
180848-XJ-7	CLARK CNTY NV 5 05/01/2048	SD	2		1.B FE	9,526,322	105.0461	8,755,592	8,335,000	8,912,400		(119,754)			5.000	4.178	JD	34,729	416,750	04/12/2018	05/01/2048
181234-M7-7	CLARK CNTY WA SCH DIST #114 4 12/01/2032		2		1.A FE	7,509,880	106.4920	7,454,440	7,000,000	7,249,020		(51,800)			4.000	3.385	JD	22,556	280,000	06/21/2018	12/01/2032
199492-TP-4	COLUMBUS OH 4 04/01/2030	SD	2		1.A FE	3,449,299	104.9641	3,222,398	3,070,000	3,212,792		(41,643)			4.000	2.835	AO	30,359	122,800	10/03/2017	04/01/2030
199492-TQ-2	COLUMBUS OH 4 04/01/2031		2		1.A FE	2,279,621	104.9008	2,150,466	2,050,000	2,136,931		(25,284)			4.000	3.004	AO	20,272	82,000	10/03/2017	04/01/2031
199820-SR-8	COMAL TX INDEP SCH DIST 4 02/01/2042	SD	2		1.A FE	5,912,650	102.9293	5,146,465	5,000,000	5,727,498		(95,499)			4.000	2.820	FA	82,778	200,000	01/14/2022	02/01/2042
199820-SS-6	COMAL TX INDEP SCH DIST 4 02/01/2043	SD	2		1.A FE	5,899,000	102.0959	5,104,795	5,000,000	5,716,817		(93,985)			4.000	2.875	FA	82,778	200,000	01/14/2022	02/01/2043
208265-BG-2	CONOTTON VLY OH UN LOCAL SC 4 12/01/2042		2		1.C FE	1,815,512	100.2477	1,654,087	1,650,000	1,706,584		(28,673)			4.000	3.376	JD	5,500	66,000	01/29/2020	12/01/2042
213185-LH-2	COOK CNTY IL 5 11/15/2034		2		1.E FE	3,122,310	106.8130	3,204,390	3,000,000	3,058,258		(18,830)			5.000	4.663	MN	18,750	150,000	05/29/2020	11/15/2034
232769-CS-6	CYPRESS-FAIRBANKS TX INDEP 4 02/15/2037		2		1.A FE	4,334,120	101.9854	4,079,416	4,000,000	4,085,490		(38,785)			4.000	3.465	FA	60,000	160,000	10/14/2016	02/15/2037
232769-EL-9	CYPRESS-FAIRBANKS TX INDEP 5 02/15/2030	SD	2		1.A FE	7,318,260	112.8201	6,769,206	6,000,000	6,725,379		(131,241)			5.000	2.696	FA	112,500	300,000	01/18/2019	02/15/2030
232769-EM-7	CYPRESS-FAIRBANKS TX 5 02/15/2031	SD	2		1.A FE	9,455,212	112.8743	8,821,127	7,815,000	8,722,131		(163,863)			5.000	2.992	FA	147,617	390,750	01/18/2019	02/15/2031
232769-MK-2	CYPRESS-FAIRBANKS TX INDEP 5 02/15/2041	SD	2		1.A FE	11,282,100	114.2066	11,420,660	10,000,000	11,238,427		(43,673)			5.000	4.025	FA	187,500	123,611	04/19/2023	02/15/2041
235219-VF-6	DALLAS TX 5 02/15/2039		2		1.D FE	2,911,514	114.9880	2,943,693	2,560,000	2,900,212		(11,302)			5.000	3.865	FA	48,000	24,533	05/10/2023	02/15/2039
235219-VG-4	DALLAS TX 5 02/15/2040		2		1.D FE	3,103,293	114.4641	3,147,763	2,750,000	3,092,602		(10,690)			5.000	3.981	FA	51,563	26,354	05/10/2023	02/15/2040
245587-AU-4	DELANO CA CMNTY REDEV AGY 5 09/01/2038		2		1.C FE	2,577,462	103.8406	2,346,798	2,260,000	2,332,433		(41,926)			5.000	4.735	MS	37,667	113,000	11/17/2016	09/01/2038
249002-MB-9	DENTON TX INDEP SCH DIST 5 08/15/2048		2		1.A FE	2,160,240	111.5661	2,231,322	2,000,000	2,161,165		925			5.000	4.488	FA	37,778	1,389	07/12/2023	08/15/2048
262061-TA-2	DRIPPING SPRINGS TX INDEP 5 02/15/2048	SD	2		1.A FE	343,769	109.6854	334,529	304,989	323,736		(1,413)			5.000	4.258	FA	5,719		08/31/2023	02/15/2048
262061-TB-0	DRIPPING SPRINGS TX INDEP 5 02/15/2048	SD	2		1.A FE	13,435,640	105.5398	12,580,355	11,920,011	12,652,704		(165,968)			5.000	4.258	FA	223,500	611,250	08/31/2023	02/15/2048
275282-JU-6	E SIDE CA UNION HIGH SCH DI 5 08/01/2033		2		1.E FE	1,184,520	104.0947	1,040,947	1,000,000	1,036,782		(22,439)			5.000	4.573	FA	20,694	50,000	11/17/2016	08/01/2033
283734-T3-5	EL PASO TX 4 08/15/2045		2		1.C FE	1,137,910	99.7926	997,926	1,000,000	1,087,008		(14,334)			4.000	3.188	FA	15,111	40,000	02/12/2020	08/15/2045
283734-V7-3	EL PASO TX 4 08/15/2045		2		1.C FE	3,413,730	99.7926	2,993,778	3,000,000	3,261,377		(43,063)			4.000	3.187	FA	45,333	120,000	02/12/2020	08/15/2045

ANNUAL STATEMENT FOR THE YEAR 2023 OF THE ZURICH AMERICAN INSURANCE COMPANY

SCHEDULE D - PART 1

Showing All Long-Term BONDS Owned December 31 of Current Year

1	2	Codes			6	7	Fair Value		10	11	Change in Book/Adjusted Carrying Value				Interest					Dates	
		3	4	5			8	9			12	13	14	15	16	17	18	19	20	21	22
CUSIP Identification	Description	C o d e	F o r e i g n	B o n d C h a r	NAIC Designation, NAIC Designation Modifier and SVO Administrative Symbol	Actual Cost	Rate Used to Obtain Fair Value	Fair Value	Par Value	Book/ Adjusted Carrying Value	Unrealized Valuation Increase/ (Decrease)	Current Year's (Amor-tization)/ Accretion	Current Year's Other-Than-Temporary Impairment Recognized	Total Foreign Exchange Change in Book/ Adjusted Carrying Value	Rate of	Effective Rate of	When Paid	Admitted Amount Due and Accrued	Amount Received During Year	Acquired	Stated Contractual Maturity Date
349460-5S-0	FORT WORTH TX INDEP SCH DIS 4 02/15/2034	2			1.A FE	2,254,000	103.1548	2,063,096	2,000,000	2,061,769	(28,114)				4.000	3.110	FA	30,000	80,000	08/10/2016	02/15/2034
349460-5T-8	FORT WORTH TX INDEP SCH DIS 4 02/15/2035	2			1.A FE	2,415,353	102.7048	2,208,153	2,150,000	2,214,607	(29,395)				4.000	3.170	FA	32,250	86,000	08/10/2016	02/15/2035
371608-UU-2	GENESEE CNTY MI 5 02/01/2046	2			1.C FE	1,743,645	102.5432	1,538,148	1,500,000	1,566,666	(30,786)				5.000	4.047	FA	31,250	75,000	09/01/2016	02/01/2046
414005-UA-4	HARRIS CNTY TX 5 10/01/2037	2			1.A FE	4,801,160	104.1679	4,166,716	4,000,000	4,163,104	(89,863)				5.000	3.679	AO	49,444	200,000	04/07/2016	10/01/2037
438687-JP-1	HONOLULU CITY & CNTY HI 5 08/01/2044	SD			1.C FE	3,761,790	107.4841	3,224,523	3,000,000	3,449,682	(75,026)				5.000	3.498	FA	62,083	150,000	08/08/2019	08/01/2044
478740-XC-2	JOHNSON CNTY KS UNIF SCH DI 4 10/01/2043	2			1.A FE	2,508,500	104.4755	2,611,888	2,500,000	2,514,988	6,488				4.000	4.015	AO	24,722	56,667	02/09/2023	10/01/2043
492512-NB-0	KERSHAW CNTY SC SCH DIST 5 03/01/2030	SD			1.C FE	12,962,134	109.3521	12,001,393	10,975,000	11,801,994	(211,157)				5.000	3.198	MS	181,392	548,750	02/15/2018	03/01/2030
521841-HL-3	LEANDER TX INDEP SCH DIST 5 08/15/2031	2			1.C FE	1,725,162	103.7036	1,534,813	1,480,000	1,530,215	(29,809)				5.000	4.519	FA	27,750	74,000	11/17/2016	08/15/2031
528815-JM-6	LEWISVILLE TX 2.75 02/15/2037	2			1.A FE	1,552,462	89.9451	1,623,509	1,805,000	1,559,574	7,112				2.750	4.140	FA	18,614	24,819	06/27/2023	02/15/2037
528815-JP-9	LEWISVILLE TX 2.75 02/15/2039	2			1.A FE	1,587,153	86.5375	1,652,866	1,910,000	1,594,660	7,508				2.750	4.285	FA	19,697	26,263	06/27/2023	02/15/2039
528815-JQ-7	LEWISVILLE TX 2.75 02/15/2040	2			1.A FE	1,609,866	85.2331	1,674,830	1,965,000	1,617,422	7,556				2.750	4.326	FA	20,264	27,019	06/27/2023	02/15/2040
528815-JR-5	LEWISVILLE TX 2.75 02/15/2041	2			1.A FE	1,609,067	84.0476	1,676,750	1,995,000	1,616,596	7,529				2.750	4.377	FA	20,573	27,431	06/27/2023	02/15/2041
542264-GV-2	LONE STAR TX CLG SYS 4 02/15/2034	2			1.A FE	2,546,267	101.0878	2,335,128	2,310,000	2,388,727	(35,888)				4.000	3.150	FA	34,650	92,400	06/03/2019	02/15/2034
557738-PJ-4	MADISON MACOUPIN ETC CNTYS 4 05/01/2029	2			1.C FE	1,133,510	103.0346	1,030,346	1,000,000	1,065,076	(18,731)				4.000	2.391	MN	6,556	40,000	01/15/2020	05/01/2029
59333F-TB-6	MIAMI-DADE CNTY FL 5 07/01/2043	2			1.C FE	7,913,150	103.6835	7,257,845	7,000,000	7,303,326	(115,028)				5.000	4.169	JJ	175,000	350,000	04/16/2018	07/01/2043
59333F-VE-7	MIAMI-DADE CNTY FL 4 07/01/2042	2			1.C FE	1,991,940	101.6742	2,033,484	2,000,000	1,992,228	288				4.000	4.072	JJ	40,000	40,000	05/02/2023	07/01/2042
59333F-XT-2	MIAMI-DADE CNTY FL 4 07/01/2045	2			1.C FE	8,577,740	101.2974	9,623,253	9,500,000	8,606,344	23,638				4.000	4.754	JJ	188,944	380,000	10/20/2022	07/01/2045
59333M-T8-8	MIAMI-DADE CNTY FL SCH BRD 5 02/01/2028	SD			1.E FE	9,134,471	104.6861	8,322,545	7,950,000	8,225,803	(126,210)				5.000	3.483	FA	164,521	397,500	11/12/2015	02/01/2028
602409-PP-3	MILWAUKEE WI MET SEWERAGE D 4 10/01/2043	2			1.B FE	999,960	103.3078	1,033,078	1,000,000	1,001,019	1,059				4.000	4.040	AO	10,000	15,111	05/03/2023	10/01/2043
615401-MG-8	MOON PA AREA SCH DIST 5 11/15/2028	2			1.E FE	1,639,300	101.8752	1,497,565	1,470,000	1,491,431	(23,817)				5.000	3.806	MN	9,188	73,500	03/07/2017	11/15/2028
641494-CT-4	NEVADA ST SYS OF HOR ED 3.375 07/01/2038	2			1.D FE	799,200	98.5454	886,909	900,000	822,422	3,810				3.375	4.216	JJ	15,103	30,375	03/09/2017	07/01/2038
64966M-FT-1	NEW YORK NY 4 08/01/2032	2			1.C FE	5,608,480	104.0294	5,612,386	5,395,000	5,458,811	(23,623)				4.000	3.697	FA	89,317	215,800	12/23/2016	08/01/2032
649660-BB-5	NEW YORK NY 5 12/01/2042	2			1.C FE	10,110,060	107.8858	9,709,722	9,000,000	9,605,546	(111,021)				5.000	4.224	JD	36,250	450,000	11/30/2018	12/01/2042
649660-C4-0	NEW YORK NY 5.5 05/01/2044	2			1.C FE	791,040	116.4628	832,709	715,000	781,289	(6,550)				5.500	4.772	MN	6,445	39,325	05/19/2022	05/01/2044
667825-2A-0	NORTHWEST TX INDEP SCH DIST 4 02/15/2033	2			1.A FE	2,260,620	103.3607	2,067,214	2,000,000	2,064,561	(29,404)				4.000	3.014	FA	30,000	80,000	07/26/2016	02/15/2033
667825-29-7	NORTHWEST TX INDEP SCH DIST 4 02/15/2032	2			1.A FE	1,702,245	103.3906	1,550,859	1,500,000	1,549,983	(22,777)				4.000	2.932	FA	22,500	60,000	07/26/2016	02/15/2032
713040-HP-1	PEORIA CNTY IL SCH DIST #15 5 01/01/2036	2			1.C FE	1,166,060	103.5656	1,035,656	1,000,000	1,058,319	(28,279)				5.000	3.650	JJ	24,861	50,000	01/28/2020	01/01/2036
716090-XC-4	PETERS TWP PA SCH DIST WASH 5 09/01/2040	2			1.C FE	5,751,750	106.9257	5,346,285	5,000,000	5,373,495	(73,098)				5.000	4.000	MS	83,333	250,000	06/04/2018	09/01/2040
717883-VB-5	PHILADELPHIA PA SCH DIST 5 09/01/2034	2			1.E FE	1,114,720	108.8608	1,088,608	1,000,000	1,058,284	(11,272)				5.000	4.076	MS	16,528	50,000	03/23/2018	09/01/2034
719474-DD-7	PIATT CHAMPAIGN & DE WITT C 5 11/01/2029	2			1.C FE	1,613,428	105.8819	1,508,817	1,425,000	1,495,857	(11,677)				5.000	3.603	MN	71,250	11,250	06/07/2018	11/01/2029
719474-DJ-4	PIATT CHAMPAIGN & DE WITT C 5 11/01/2034	2			1.C FE	1,115,180	105.7591	1,057,591	1,000,000	1,043,697	(14,495)				5.000	4.071	MN	8,194	50,000	06/07/2018	11/01/2034
719474-DK-1	PIATT CHAMPAIGN & DE WITT C 5 11/01/2035	2			1.C FE	1,112,110	105.6087	1,056,087	1,000,000	1,042,605	(14,124)				5.000	4.133	MN	8,194	50,000	06/07/2018	11/01/2035
719474-DL-9	PIATT CHAMPAIGN & DE WITT C 5 11/01/2036	2			1.C FE	2,902,179	105.1502	2,749,678	2,615,000	2,724,278	(36,210)				5.000	4.181	MN	21,428	130,750	06/07/2018	11/01/2036
734260-50-1	PORT HOUSTON TX AUTH 5 10/01/2037	2			1.B FE	2,299,880	107.6412	2,152,824	2,000,000	2,154,581	(29,676)				5.000	3.923	AO	24,722	100,000	06/20/2018	10/01/2037
734260-5R-9	PORT HOUSTON TX AUTH 5 10/01/2038	2			1.B FE	4,018,245	107.3412	3,756,942	3,500,000	3,767,353	(51,298)				5.000	3.970	AO	43,264	175,000	06/20/2018	10/01/2038
735422-C3-0	PORT TACOMA WA 5 12/01/2033	2			1.C FE	1,444,596	107.3079	1,287,695	1,200,000	1,299,730	(32,826)				5.000	3.253	JD	4,833	60,000	06/03/2019	12/01/2033
735422-PF-8	PORT TACOMA WA 4 12/01/2033	2			1.C FE	3,435,960	104.0550	3,121,650	3,000,000	3,136,697	(44,719)				4.000	2.942	JD	9,667	120,000	08/17/2016	12/01/2033
758449-QT-2	REEDY CREEK FL IMPT DIST 5 06/01/2033	SD			1.D FE	9,036,013	105.8833	7,729,481	7,300,000	7,763,108	(184,162)				5.000	3.196	JD	29,403	365,000	06/22/2016	06/01/2033
763261-Z3-1	RICHARDSON TX INDEP SCH DIS 4 02/15/2036	2			1.A FE	2,133,620	102.3360	2,046,720	2,000,000	2,038,728	(17,567)				4.000	3.533	FA	30,000	80,000	09/29/2017	02/15/2036
785870-VD-5	SACRAMENTO CITY CA UNIF SCH 5 07/01/2030	2			1.C FE	1,163,820	101.1248	1,011,248	1,000,000	1,011,834	(23,081)				5.000	4.843	JJ	24,861	50,000	11/17/2016	07/01/2030
791697-ED-3	SAINT LOUIS MO SPL ADMIN BR 4 04/01/2024	2			1.B FE	3,325,110	100.3031	3,009,093	3,000,000	3,013,983	(54,889)				4.000	2.151	AO	29,667	120,000	12/20/2017	04/01/2024
83786P-CS-7	S FL WTR MGMT DIST COPS 5 10/01/2033	2			1.D FE	6,156,700	105.3329	5,286,645	5,000,000	5,293,069	(125,358)				5.000	3.257	AO	61,806	250,000	08/04/2016	10/01/2033
845389-FP-5	S WSTRN CA CMNTY CLG DIST 5 08/01/2044	2			1.D FE	1,159,980	103.5900	1,035,900	1,000,000	1,035,038	(21,571)				5.000	4.777	FA	20,833	50,000	11/17/2016	08/01/2044
885715-DJ-8	THREE RIVERS OH LOCAL SCH D 4 12/01/2047	2			1.D FE	3,707,130	100.1824	3,506,384	3,500,000	3,537,233	(40,197)				4.000	3.670	JD	11,667	140,000	07/24/2019	12/01/2047
914724-BN-8	UNIV OF NORTH DAKOTA ND 5 04/01/2048	2			1.E FE	3,316,680	104.4278	3,132,834													

ANNUAL STATEMENT FOR THE YEAR 2023 OF THE ZURICH AMERICAN INSURANCE COMPANY

SCHEDULE D - PART 1

Showing All Long-Term BONDS Owned December 31 of Current Year

1	2	Codes			6	7	Fair Value		10	11	Change in Book/Adjusted Carrying Value				Interest					Dates	
		3	4	5			8	9			12	13	14	15	16	17	18	19	20	21	22
CUSIP Identification	Description	C o d e	F o r e i g n	B o n d C h a r	NAIC Designation, NAIC Designation Modifier and SVO Administrative Symbol	Actual Cost	Rate Used to Obtain Fair Value	Fair Value	Par Value	Book/ Adjusted Carrying Value	Unrealized Valuation Increase/ (Decrease)	Current Year's (Amor-tization)/ Accretion	Current Year's Other-Than-Temporary Impairment Recognized	Total Foreign Exchange Change in Book/ Adjusted Carrying Value	Rate of	Effective Rate of	When Paid	Admitted Amount Due and Accrued	Amount Received During Year	Acquired	Stated Contractual Maturity Date
916856-GR-2	UPTOWN DEV AUTH TX INCR CON 5 09/01/2040			2	2.B FE	1,873,673	102.0195	1,703,726	1,670,000	1,738,582		(24,190)			5.000	4.210	MS	27,601	83,500	10/18/2017	09/01/2040
940859-AZ-4	WASHOE CNTY NV SCH DIST 5 10/01/2025			2	1.D FE	2,378,800	103.7937	2,075,874	2,000,000	2,090,690		(50,137)			5.000	2.354	AO	24,722	100,000	11/28/2017	10/01/2025
944097-ZH-0	WAXAHACHIE TX INDEP SCH DIS 5 02/15/2048			2	1.A FE	3,261,060	110.9389	3,328,167	3,000,000	3,251,319		(9,741)			5.000	4.436	FA	56,667	12,500	07/13/2023	02/15/2048
949232-EX-6	WELD CNTY CO SCH DIST #RE-4 5 12/01/2040			2	1.C FE	3,681,458	113.4519	3,653,151	3,220,000	3,648,543		(32,915)			5.000	3.916	JD	12,969	131,483	01/25/2023	12/01/2040
0619999999	Subtotal - Bonds - U.S. Political Subdivisions - Issuer Obligations					341,992,288	XXX	320,772,689	303,695,000	320,648,121		(4,237,259)			XXX	XXX	XXX	4,017,426	12,841,818	XXX	XXX
0709999999	Total - U.S. Political Subdivisions Bonds					341,992,288	XXX	320,772,689	303,695,000	320,648,121		(4,237,259)			XXX	XXX	XXX	4,017,426	12,841,818	XXX	XXX
009730-NX-6	AKRON BATH COPLEY JT TWP 5.25 11/15/2046			2	2.A FE	6,556,615	101.8308	6,288,052	6,175,000	6,314,911		(45,342)			5.250	4.902	MN	41,424	324,188	12/09/2016	11/15/2046
009730-PU-0	AKRON BATH COPLEY JT TWP OH 4 11/15/2037			2	2.A FE	901,056	95.7401	765,921	800,000	873,107		(9,618)			4.000	3.069	MN	4,000	32,000	09/11/2020	11/15/2037
010609-FU-4	ALABAMA ST PUBLIC SCH & CLG 4 11/01/2040			2	1.B FE	9,458,400	103.5169	8,281,352	8,000,000	9,032,148		(139,734)			4.000	2.822	MN	52,444	320,000	10/23/2020	11/01/2040
010869-JU-0	ALAMEDA CORRIDOR-C			2	1.E FE	6,619,200	53.7095	8,056,425	15,000,000	7,115,767		375,574			5.450	13.192	AO			07/01/2022	10/01/2052
01179R-4G-5	ALASKA ST MUNI BOND BANK AU 5 12/01/2042			2	1.E FE	1,464,774	106.0965	1,458,827	1,375,000	1,460,001		(4,773)			5.000	4.516	JD	5,729	54,618	02/01/2023	12/01/2042
01728A-4A-1	ALLEGHENY CNTY PA HOSP DEV 5 04/01/2040			2	1.F FE	4,805,886	102.1585	4,505,190	4,410,000	4,605,447		(41,919)			5.000	4.482	AO	55,125	220,500	08/16/2018	04/01/2047
01728A-4X-1	ALLEGHENY CNTY PA HOSP DEV 4 07/15/2036			2	1.F FE	1,639,695	102.2684	1,534,026	1,500,000	1,582,455		(13,537)			4.000	3.312	JJ	27,500	60,000	05/16/2019	07/15/2036
017357-B7-8	ALLEGHENY CNTY PA SAN AUTH 4 12/01/2031			2	1.D FE	1,131,740	103.4978	1,034,978	1,000,000	1,042,758		(13,998)			4.000	2.943	JD	3,333	40,000	08/12/2016	12/01/2031
021753-UI-6	ALTOONA IA 5 06/01/2035			2	1.G FE	1,317,417	104.4935	1,165,103	1,115,000	1,196,271		(32,528)			5.000	3.487	JD	4,491	55,700	03/03/2020	06/01/2035
02765U-RC-0	AMERICAN MUNI PWR-OHIO INC 5 02/15/2033			2	1.F FE	1,300,960	115.7482	1,157,482	1,000,000	1,235,913		(31,173)			5.000	2.008	FA	18,750	50,000	11/10/2021	02/15/2033
02765U-RD-8	AMERICAN MUNI PWR-OHIO INC 5 02/15/2034			2	1.F FE	1,295,960	115.2243	1,152,243	1,000,000	1,232,122		(30,610)			5.000	2.237	FA	18,750	50,000	11/10/2021	02/15/2034
040507-NR-2	ARIZONA ST HLTH FACS AUTH 5 01/01/2044			2	1.D FE	4,367,040	100.0000	4,000,000	4,000,000	3,999,097		(90,000)			5.000	4.630	JJ	100,000	200,000	05/11/2020	01/01/2044
04052E-AY-4	ARIZONA INDL DEV AUTH HOSP 4 02/01/2050			2	1.E FE	2,175,319	97.8511	1,834,708	1,875,000	2,076,081		(30,686)			4.000	3.185	FA	31,250	75,000	08/07/2020	02/01/2050
04109F-BU-1	ARKANSAS ST DEV FIN AUTH HO 5 02/01/2031			2	2.B FE	1,967,971	104.7669	1,770,561	1,690,000	1,813,913		(28,109)			5.000	3.414	FA	35,208	84,500	12/13/2017	02/01/2031
047870-NE-6	ATLANTA GA WTR & WSTWTR REV 5 11/01/2040			2	1.C FE	11,362,288	101.7930	10,261,700	10,000,000	10,241,761		(176,446)			5.000	4.091	MN	83,333	500,000	03/03/2015	11/01/2040
048501-JR-2	ATLANTIC CNTY NJ IMPT AUTH 4 07/01/2053			2	1.E FE	874,230	97.2112	729,084	750,000	844,792		(11,527)			4.000	3.163	JJ	15,000	30,000	05/05/2021	07/01/2053
050589-PV-6	AUBURN UNIV AL GEN FEE REVE 5 06/01/2048			2	1.D FE	5,828,145	105.4415	5,588,400	5,300,000	5,566,794		(54,714)			5.000	4.422	JD	22,083	265,000	11/06/2018	06/01/2048
052398-FT-6	AUSTIN TX ARPT SYS REVENUE 5 11/15/2041			2	1.E FE	1,117,180	102.4271	1,024,271	1,000,000	1,041,589		(13,621)			5.000	4.250	MN	6,389	50,000	01/13/2017	11/15/2041
052398-HS-6	AUSTIN TX ARPT SYS REVENUE 5 11/15/2041			2	1.E FE	7,906,179	107.7337	7,805,307	7,245,000	7,836,092		(54,815)			5.000	4.350	MN	45,281	362,250	04/27/2022	11/15/2041
052398-HT-4	AUSTIN TX ARPT SYS REVENUE 5 11/15/2042			2	1.E FE	2,494,886	107.4412	2,460,403	2,290,000	2,473,303		(16,982)			5.000	4.383	MN	14,313	114,500	04/27/2022	11/15/2042
052414-VS-5	AUSTIN TX ELEC UTILITY SYS 5 11/15/2048			2	1.D FE	3,552,543	110.1672	3,580,434	3,250,000	3,547,005		(5,537)			5.000	4.411	MN	20,764	80,347	04/20/2023	11/15/2048
069643-BL-7	BARTOW CNTY GA DEV AUTH 1.8 09/01/2029			2	2.A FE	1,000,000	87.4927	874,927	1,000,000	1,000,249		(84)			1.800	1.806	MS	5,950	18,000	11/10/2021	09/01/2029
072024-VE-9	BAY AREA CA TOLL AUTH TOLL 4 04/01/2031			2	1.D FE	3,499,698	104.6466	3,401,015	3,250,000	3,344,951		(27,381)			4.000	3.322	AO	32,139	130,000	08/02/2017	04/01/2031
090929-GJ-3	BIRMINGHAM AL SPL CARE FACS 5 09/01/2034			2	1.E FE	12,224,850	103.0525	11,335,775	11,000,000	11,205,148		(139,406)			5.000	4.140	JD	44,306	550,000	08/26/2015	06/01/2034
102885-JS-0	BOWLING GREEN OH ST UNIV 5 06/01/2042			2	1.E FE	3,706,658	104.6380	3,400,735	3,250,000	3,434,071		(50,273)			5.000	4.115	JD	13,542	162,500	07/12/2017	06/01/2042
10741L-DL-7	BREVARD CNTY FL HLTH FACS 4 5 04/01/2039			2	1.F FE	2,224,100	100.5013	2,010,026	2,000,000	2,009,669		(37,307)			5.000	5.017	AO	25,000	100,000	11/17/2016	04/01/2039
11506K-FD-8	BROWARD CNTY FL PORT FACS R 5 09/01/2035			2	1.F FE	3,363,380	107.4559	3,121,594	2,905,000	3,200,420		(47,226)			5.000	3.673	MS	48,013	145,250	05/23/2020	09/01/2035
11506S-AW-2	BROWARD CNTY FL TOURIST DEV 4 09/01/2047			2	1.D FE	11,706,200	100.4541	10,045,410	10,000,000	11,379,378		(164,662)			4.000	3.000	MS	133,333	400,000	12/15/2021	09/01/2047
115117-LF-8	BROWARD CNTY FL WTR & SWR U 5 10/01/2030			2	1.B FE	2,341,320	104.2254	2,084,508	2,000,000	2,066,912		(36,687)			5.000	3.539	AO	24,722	100,000	06/17/2015	10/01/2030
119732-AR-6	BUFFALO NY SWR AUTH SWR E VAR 06/15/2049			2	1.E FE	1,350,000	69.7056	941,026	1,350,000	1,349,711		(395)			1.750		JD	24,984	23,625	06/04/2021	06/15/2049
130178-SH-5	CALIFORNIA ST EDUCNL FACS 5 12/01/2044			2	1.D FE	1,163,980	102.0102	1,020,102	1,000,000	1,022,647		(24,300)			5.000	4.875	JD	4,167	50,000	11/17/2016	12/01/2044
130179-AU-8	CALIFORNIA ST EDUCNL FACS 5 09/01/2034			2	1.D FE	1,302,796	103.7931	1,141,724	1,100,000	1,142,091		(24,421)			5.000	4.594	MS	18,181	55,000	11/17/2016	09/01/2034
130179-AV-6	CALIFORNIA ST EDUCNL FACS 5 09/01/2035			2	1.D FE	1,173,350	103.7931	1,037,931	1,000,000	1,033,201		(19,202)			5.000	3.749	MS	16,528	50,000	12/04/2015	09/01/2035
13032U-WZ-7	CALIFORNIA ST HLTH FACS FIN 4 04/01/2038			2	1.G FE	3,925,845	102.1733	3,576,066	3,500,000	3,794,644		(42,969)			4.000	3.116	AO	34,611	140,000	10/22/2020	04/01/2038
13033D-AE-5	CALIFORNIA HSG FIN AGY MU 3.5 11/20/2035			2	2.A FE	3,624,250	96.6842	3,106,204	3,212,731	3,557,071		(24,644)			3.500	2.486	MON	9,370	112,446	03/17/2021	11/20/2035
13033D-AJ-4	CALIFORNIA HSG FIN AGY M 3.25 08/20/2036			2	2.B FE	2,925,941	94.8791	2,520,683	2,656,933	2,829,730		(15,749)			3.250	2.469	MON	7,196	86,350	11/12/2021	08/20/2036
13034C-AA-4	CALIFORNIA ST HSG FIN AG 2.35 12/01/2035			2	1.A FE	9,344,433	79.9830	7,473,958	9,344,433	9,344,159		(68)			2.350	2.375	MON	18,300	222,644	11/15/2019	12/01/2035
13048V-BY-3	CALIFORNIA ST MUNI FIN AUTH 5 12/31/2043			2	2.C FE	2,525,963	103.1902	2,321,780	2,250,000	2,379,034		(26,027)			5.000	4.217	JD	56,563	112,500	06/06/2018	12/31/2043
13048V-CD-8	CALIFORNIA ST MUNI FIN AUTH 5 12/31/2047			2	2.C FE	1,678,827	102.4491	1,536,737	1,500,000	1,583,577		(16,842)									

ANNUAL STATEMENT FOR THE YEAR 2023 OF THE ZURICH AMERICAN INSURANCE COMPANY

SCHEDULE D - PART 1

Showing All Long-Term BONDS Owned December 31 of Current Year

1	2	Codes			6	7	Fair Value		10	11	Change in Book/Adjusted Carrying Value				Interest					Dates	
		3	4	5			8	9			12	13	14	15	16	17	18	19	20	21	22
CUSIP Identification	Description	C o d e	F o r e i g n	B o n d C h a r	NAIC Designation, NAIC Designation Modifier and SVO Administrative Symbol	Actual Cost	Rate Used to Obtain Fair Value	Fair Value	Par Value	Book/ Adjusted Carrying Value	Unrealized Valuation Increase/ (Decrease)	Current Year's (Amortization)/ Accretion	Current Year's Other Than-Temporary Impairment Recognized	Total Foreign Exchange Change in Book/ Adjusted Carrying Value	Rate of	Effective Rate of	When Paid	Admitted Amount Due and Accrued	Amount Received During Year	Acquired	Stated Contractual Maturity Date
13077C-3R-3	CALIFORNIA ST UNIV REVENUE 4 11/01/2034	2			1.D FE	2,726,450	102.2984	2,557,460	2,500,000	2,559,857		(24,441)			4.000	3.368	MN	16,389	100,000	03/31/2016	11/01/2034
13077D-TN-2	CALIFORNIA ST UNIV REVEN 5 06 11/01/2036	1			1.D FE	3,000,000	102.2069	3,066,207	3,000,000	3,007,439		7,439			5.060	5.120	MN	59,455		07/20/2023	11/01/2036
140427-BN-4	CAPITAL PROJ FL FIN AUTH S 5 10/01/2032	2			2.C FE	257,158	105.2586	242,095	230,000	249,669		(2,534)			5.000	3.800	AO	2,843	11,500	10/01/2020	10/01/2032
140427-BP-9	CAPITAL PROJ FL FIN AUTH S 5 10/01/2033	2			2.C FE	256,137	104.9452	241,374	230,000	248,954		(2,438)			5.000	3.913	AO	2,843	11,500	10/01/2020	10/01/2033
140427-BQ-7	CAPITAL PROJ FL FIN AUTH S 5 10/01/2034	2			2.C FE	249,577	104.4600	235,035	225,000	242,846		(2,291)			5.000	4.012	AO	2,781	11,250	10/01/2020	10/01/2034
140427-BR-5	CAPITAL PROJ FL FIN AUTH S 5 10/01/2035	2			2.C FE	127,057	103.7572	119,321	115,000	123,767		(1,123)			5.000	4.099	AO	1,422	5,750	10/01/2020	10/01/2035
153476-BW-5	CENTRAL FL EXPRESSWAY AUTH S 4 07/01/2036	2			1.E FE	4,340,240	101.5468	4,061,872	4,000,000	4,101,428		(38,482)			4.000	3.432	JJ	79,556	160,000	09/23/2016	07/01/2036
155048-DA-6	CENTRAL PUGET SOUND WA REGL 5 11/01/2028	2			1.B FE	1,810,020	107.3431	1,610,147	1,500,000	1,597,645		(32,815)			5.000	2.947	MN	12,292	75,000	12/08/2016	11/01/2028
155048-DB-4	CENTRAL PUGET SOUND WA REGL 5 11/01/2029	2			1.B FE	1,198,020	107.3350	1,073,350	1,000,000	1,062,566		(20,993)			5.000	3.143	MN	8,194	50,000	12/08/2016	11/01/2029
155048-DL-2	CENTRAL PUGET SOUND WA REGL 5 11/01/2046	2			1.B FE	11,762,369	120.7614	9,298,628	7,700,000	11,398,532		(138,998)			5.000	2.150	MN	64,167	385,000	05/10/2021	11/01/2046
155498-AX-6	CENTRAL TX REGL MOBILITY AUT 0 01/01/2029	2			1.G FE	2,900,836	85.9080	3,414,847	3,975,000	3,312,771		118,441			5.000	3.713	JJ			05/07/2020	01/01/2029
155498-DT-2	CENTRAL TX REGL MOBILITY AUT 5 01/01/2035	2			1.G FE	1,087,460	103.1373	1,031,373	1,000,000	1,015,887		(10,066)			5.000	4.323	JJ	24,861	50,000	11/12/2015	01/01/2035
155498-LX-4	CENTRAL TX REGL MOBILITY AUT 4 01/01/2051	2			1.G FE	1,907,942	99.8164	1,681,906	1,685,000	1,852,547		(21,739)			4.000	3.298	JJ	33,700	67,400	03/24/2021	01/01/2051
160429-TQ-9	CHARLESTON SC WTRIKS & SWR 5 01/01/2028	2	SD		1.A FE	3,206,088	102.0842	2,756,273	2,700,000	2,760,335		(58,752)			5.000	3.164	JJ	67,125	135,000	07/16/2015	01/01/2028
160429-XV-3	CHARLESTON SC WTRIKS & SWR 5 01/01/2049	2			1.A FE	11,858,852	107.6908	10,122,935	9,400,000	10,899,368		(231,987)			5.000	3.536	JJ	235,000	470,000	09/18/2019	01/01/2049
161045-MY-2	CHARLOTTE NC WTR & SWR SYS 5 07/01/2040	2			1.A FE	1,173,660	103.6615	1,036,615	1,000,000	1,036,116		(23,379)			5.000	4.718	JJ	25,000	50,000	11/17/2016	07/01/2040
16514P-AD-1	CHESAPEAKE BAY VA BRIDGE & 5 07/01/2046	2			2.B FE	2,841,800	102.1812	2,554,530	2,500,000	2,607,362		(40,704)			5.000	4.207	JJ	62,500	125,000	11/09/2016	07/01/2046
167590-FA-1	CHICAGO IL O'HARE INTERNATI 5 07/01/2048	2			2.A FE	714,892	100.6977	664,605	660,000	687,252		660,000			5.000	4.505	JJ	16,500	33,000	03/28/2018	07/01/2048
167593-RH-7	CHICAGO IL O'HARE INTERNATI 5 01/01/2031	2			1.E FE	1,667,040	102.1098	1,531,647	1,500,000	1,520,816		(20,172)			5.000	4.015	JJ	37,292	75,000	10/08/2015	01/01/2031
167593-VS-8	CHICAGO IL O'HARE INTERNATI 5 01/01/2035	2			1.E FE	5,724,850	104.5444	5,227,220	5,000,000	5,181,312		(86,596)			5.000	3.728	JJ	124,306	250,000	11/04/2016	01/01/2035
167727-UZ-7	CHICAGO IL WSTWTR TRANSMISS 5 01/01/2026	2			1.E FE	2,892,375	100.1440	2,503,600	2,500,000	2,499,979		(58,741)			5.000	3.055	JJ	62,153	125,000	10/07/2016	01/01/2026
16772P-BU-9	CHICAGO IL TRANSIT AUTH SAL 5 12/01/2046	2			1.E FE	4,959,513	102.0901	4,747,190	4,650,000	4,762,813		(35,924)			5.000	4.623	JD	19,375	232,500	02/09/2017	12/01/2046
16772P-CD-6	CHICAGO IL TRANSIT AUTH SAL 5 12/01/2055	2			1.E FE	3,338,793	104.9794	3,002,411	2,860,000	3,181,326		(49,196)			5.000	4.118	JD	11,917	143,000	08/28/2020	12/01/2055
16772P-DM-5	CHICAGO IL TRANSIT AUTH SAL 5 12/01/2052	2			1.E FE	15,708,980	106.6953	14,937,342	14,000,000	15,446,951		(156,339)			5.000	4.315	JD	58,333	700,000	03/24/2022	12/01/2052
167736-B8-4	CHICAGO IL WTRIKS REVENUE 5 11/01/2031	2			1.E FE	3,527,323	104.9812	3,411,889	3,250,000	3,357,896		(35,586)			5.000	4.184	MN	26,632	162,500	11/13/2018	11/01/2031
167736-K9-7	CHICAGO IL WTRIKS REVENU 5 25 11/01/2031	2			1.C FE	2,905,861	109.0462	2,595,300	2,380,000	2,600,355		(53,852)			5.250	3.284	MN	20,478	124,950	12/07/2017	11/01/2031
167736-P2-7	CHICAGO IL WTRIKS REVENUE 5 01/01/2030	2			1.C FE	3,599,520	108.2629	3,247,887	3,000,000	3,253,291		(61,937)			5.000	3.128	MN	24,583	150,000	12/08/2017	11/01/2030
167736-P3-5	CHICAGO IL WTRIKS REVENUE 5 11/01/2031	2			1.C FE	3,919,764	108.4419	3,556,894	3,280,000	3,550,724		(66,122)			5.000	3.267	MN	26,878	164,000	12/08/2017	11/01/2031
172311-LA-8	CINCINNATI OH WTR SYS REVEN 5 12/01/2024	2	SD		1.A FE	5,297,902	102.0947	4,436,015	4,345,000	4,448,322		(110,288)			5.000	2.361	JD	17,501	217,250	07/30/2015	12/01/2024
18085P-RB-2	CLARK CNTY NV ARPT REVENUE 5 01/01/2040	2	SD		1.E FE	7,316,985	105.8812	6,882,278	6,500,000	6,836,066		(89,089)			5.000	4.172	JJ	162,500	325,000	03/22/2017	07/01/2040
187145-PD-3	CLIFTON TX HGR EDU FIN CORP 4 08/15/2041	2			1.G FE	1,385,304	96.2117	1,178,593	1,225,000	1,360,665		(13,905)			4.000	3.125	FA	18,375	49,000	02/03/2022	08/15/2041
187145-PE-1	CLIFTON TX HGR EDU FIN CORP 4 08/15/2042	2			1.G FE	1,438,098	95.3175	1,215,298	1,275,000	1,413,096		(14,133)			4.000	3.173	FA	19,125	51,000	02/03/2022	08/15/2042
190813-RE-7	COBB CNTY GA KENNESTONE HSG 5 04/01/2042	2			1.F FE	4,300,748	103.4573	3,977,933	3,845,000	4,022,706		(50,957)			5.000	4.211	AO	48,063	192,250	07/14/2017	04/01/2042
19633S-AM-5	COLORADO ST BRIDGE ENTERPRI 4 06/30/2028	2			1.F FE	1,058,840	100.7126	1,007,126	1,000,000	1,027,068		(6,237)			4.000	3.327	JD	20,000	40,000	07/19/2018	06/30/2028
196479-4J-5	COLORADO ST HSG & FIN AU 4 25 11/01/2049	2			1.A FE	1,101,779	100.8206	1,018,288	1,010,000	1,062,164		(9,884)			4.250	3.688	MN	7,154	42,925	05/08/2019	11/01/2049
19648A-P6-6	COLORADO ST HLTH FACS AUTH 5 01/01/2031	2			1.B FE	3,422,340	100.0000	3,000,000	3,000,000	2,999,941		(64,501)			5.000	5.063	JJ	74,583	150,000	11/17/2016	01/01/2031
19648F-JP-0	COLORADO ST HLTH FACS AUTH 5 08/01/2029	2			1.G FE	6,064,400	109.6683	5,483,415	5,000,000	5,675,374		(111,710)			5.000	2.414	FA	103,472	250,000	05/27/2020	08/01/2029
19648F-KR-4	COLORADO ST HLTH FACS AUTH 5 08/01/2039	2			1.G FE	1,573,782	105.9663	1,388,159	1,310,000	1,468,743		(26,042)			5.000	3.603	FA	27,110	65,500	10/16/2019	08/01/2039
19923P-BW-7	COLUMBUS IN MULTI-HIGH SCH 5 07/15/2029	2			1.B FE	2,294,323	111.7664	2,084,443	1,865,000	2,088,413		(36,964)			5.000	2.687	JJ	42,740	93,250	12/15/2017	07/15/2029
20282E-AH-9	CMILTH FING AUTH PA TOBACCO 5 06/01/2027	2			1.E FE	546,289	106.5664	516,847	485,000	509,935		(6,771)			5.000	3.430	JD	1,953	24,250	02/14/2018	06/01/2027
20282E-AJ-5	CMILTH FING AUTH PA TOBACCO 5 06/01/2028	2			1.E FE	548,676	108.4929	526,191	485,000	515,266		(6,238)			5.000	3.501	JD	1,953	24,250	02/14/2018	06/01/2028
20282E-AK-2	CMILTH FING AUTH PA TOBACCO 5 06/01/2029	2			1.E FE	544,660	108.4267	525,870	485,000	513,435		(5,847)			5.000	3.633	JD	1,953	24,250	02/14/2018	06/01/2029
20282E-AL-0	CMILTH FING AUTH PA TOBACCO 5 06/01/2030	2			1.E FE	363,197	108.2978	351,968	325,000	343,238		(3,744)			5.000	3.829	JD	1,309	16,250	02/14/2018	06/01/2030
20282E-AM-8	CMILTH FING AUTH PA TOBACCO 5 06/01/2031	2			1.E FE	356,154	108.2501	346,400	320,000	337,289		(3,545)			5.000	3.940	JD	1,289	16,000	02/14/2018	06/01/2031
207758-UC-5	CONNECTICUT ST SPL TAX OBLI 5 08/01/2030	2			1.D FE	6,753,978	103.8722	5,972,652	5,750,000	5,932,											

ANNUAL STATEMENT FOR THE YEAR 2023 OF THE ZURICH AMERICAN INSURANCE COMPANY

SCHEDULE D - PART 1

Showing All Long-Term BONDS Owned December 31 of Current Year

1	2	Codes			6	7	Fair Value		10	11	Change in Book/Adjusted Carrying Value				Interest					Dates	
		3	4	5			8	9			12	13	14	15	16	17	18	19	20	21	22
CUSIP Identification	Description	C o d e	F o r e i g n	B o n d C h a r	NAIC Designation, NAIC Designation Modifier and SVO Administrative Symbol	Actual Cost	Rate Used to Obtain Fair Value	Fair Value	Par Value	Book/ Adjusted Carrying Value	Unrealized Valuation Increase/ (Decrease)	Current Year's (Amor-tization)/ Accretion	Current Year's Other-Than-Temporary Impairment Recognized	Total Foreign Exchange Change in Book/ Adjusted Carrying Value	Rate of	Effective Rate of	When Paid	Admitted Amount Due and Accrued	Amount Received During Year	Acquired	Stated Contractual Maturity Date
207758-XJ-7	CONNECTICUT ST SPL TAX OBLI 5 01/01/2030	2			1.C FE	5,813,450		110,1298	5,000,000	5,380,983		(83,702)		5,000	3.359	JJ		124,306	250,000	01/25/2018	01/01/2030
207758-ZV-8	CONNECTICUT ST SPL TAX OBLI 5 05/01/2033	2			1.C FE	2,434,960		115,0298	2,000,000	2,290,903		(41,879)		5,000	2.984	MM		16,389	100,000	05/20/2020	05/01/2033
207758-ZW-6	CONNECTICUT ST SPL TAX OBLI 5 05/01/2034	2			1.C FE	3,956,206		114,5649	3,260,000	3,725,978		(66,985)		5,000	3.124	MM		26,714	163,000	05/20/2020	05/01/2034
21221M-EH-9	CONTRA COSTA CA TRANSPRTN A 5 03/01/2030	2			1.B FE	1,790,940		103,0886	1,500,000	1,540,051		(33,521)		5,000	3.296	MS		24,792	75,000	10/01/2015	03/01/2030
213248-CP-0	COOK CNTY IL SALES TAX REVE 4 11/15/2041	2			1.D FE	2,389,780		101,3465	2,000,000	2,281,552		(38,127)		4,000	2.781	MM		10,000	80,000	01/13/2021	11/15/2041
23503C-BJ-5	DALLAS-FORT WORTH TX INTERN 5 11/01/2040	2			1.E FE	5,603,300		112,4982	5,000,000	5,545,510		(51,755)		5,000	4.098	MM		40,972	250,000	07/13/2022	11/01/2040
23503C-CG-0	DALLAS-FORT WORTH TX IN 4.995 11/01/2042	1			1.E FE	3,248,080		101,3721	3,250,000	3,252,888		4,808		4,995	5.063	MM		27,056	39,683	07/20/2023	11/01/2042
235241-SN-7	DALLAS TX AREA RAPID TRANSI 4 12/01/2035	2			1.B FE	4,808,318		101,3713	4,290,000	4,453,342		(53,173)		4,000	3.181	JD		13,823	171,600	09/15/2016	12/01/2035
235241-SP-2	DALLAS TX AREA RAPID TRANSI 4 12/01/2036	2			1.B FE	5,347,450		101,8579	5,000,000	5,121,601		(39,233)		4,000	3.529	JD		16,111	200,000	10/05/2017	12/01/2036
235241-WS-1	DALLAS TX AREA RAPID TRANSI 4 12/01/2051	2			1.B FE	2,925,650		100,2420	2,500,000	2,835,850		(45,036)		4,000	3.121	JD		8,333	100,000	11/10/2021	12/01/2051
23542J-AZ-8	DALLAS TX WTRIKS & SWIR SYS 5 10/01/2036	2			1.C FE	3,108,114		106,7806	2,485,000	2,668,168		(63,845)		5,000	3.313	AO		30,717	124,250	08/12/2016	10/01/2036
23867P-BU-1	DAVIE FL EDUCNL FACs REVEN 5 04/01/2048	2			1.G FE	9,435,421		102,2069	8,335,000	8,935,685		(130,846)		5,000	4.215	AO		104,188	416,750	07/09/2020	04/01/2048
240523-ZS-2	DE KALB CNTY GA WTR & SWIR R 5 10/01/2039	SD			1.D FE	16,904,850		114,3299	15,000,000	16,739,625		(168,903)		5,000	3.996	AO		185,417	597,917	12/07/2022	10/01/2039
245913-LV-8	DELAWARE CNTY PA AUTH 5 08/01/2045	2			1.D FE	2,555,320		102,2369	2,350,000	2,394,297		(27,299)		5,000	4.451	FA		48,958	117,500	09/17/2015	08/01/2045
246343-LG-0	DELAWARE RIVER PA JT TOLL B 5 07/01/2036	2			1.E FE	2,247,080		108,0628	2,000,000	2,095,263		(25,104)		5,000	4.112	JJ		49,722	100,000	02/15/2017	07/01/2036
246343-LH-8	DELAWARE RIVER PA JT TOLL B 5 07/01/2037	2			1.E FE	3,362,340		107,3279	3,000,000	3,139,845		(36,828)		5,000	4.159	JJ		74,583	150,000	02/17/2017	07/01/2037
246343-LJ-4	DELAWARE RIVER PA JT TOLL B 5 07/01/2042	2			1.E FE	1,585,004		105,2921	1,420,000	1,486,831		(17,667)		5,000	4.259	JJ		35,500	71,000	02/15/2017	07/01/2042
246388-TM-4	DELAWARE ST HLTH FACs AUTH 5 06/01/2048	2			2.B FE	3,536,101		101,0860	3,335,000	3,447,413		(20,258)		5,000	4.664	JD		13,896	166,750	12/06/2018	06/01/2048
249182-LW-4	DENVER CITY & CNTY CO ARPT 5 12/01/2048	SD			1.E FE	9,758,317		103,1281	8,805,000	9,312,011		(92,603)		5,000	4.381	JD		36,688	440,250	08/15/2018	12/01/2048
249182-QL-3	DENVER CITY & CNTY CO ARP 5.5 11/15/2035	2			1.D FE	2,901,675		117,5014	2,500,000	2,856,435		(33,541)		5,500	3.978	MM		17,188	137,500	07/08/2022	11/15/2035
249182-OR-0	DENVER CITY & CNTY CO ARP 5.5 11/15/2040	2			1.D FE	5,152,005		114,7319	4,500,000	5,079,780		(54,095)		5,500	4.392	MM		30,938	247,500	07/08/2022	11/15/2040
254764-KB-8	DISTRICT OF COLUMBIA HOSP R 5 07/15/2044	2			1.E FE	1,131,960		101,3036	1,000,000	1,035,733		(16,754)		5,000	4.770	JJ		23,056	50,000	11/17/2016	07/15/2044
254776-VW-2	DIST OF COLUMBIA INCOME TAX 5 05/01/2039	2			1.B FE	4,752,997		117,1547	4,350,000	4,760,846		7,850		5,000	4.222	MM		14,500		11/15/2023	05/01/2039
259230-NF-3	DOUGLAS CNTY NE HOSP AUTH # 5 11/15/2036	2			1.E FE	2,222,160		105,0579	2,000,000	2,083,690		(23,032)		5,000	4.209	MM		12,500	100,000	03/01/2017	11/15/2036
259230-NG-1	DOUGLAS CNTY NE HOSP AUTH # 5 11/15/2037	2			1.E FE	1,108,400		104,5912	1,000,000	1,040,883		(11,246)		5,000	4.253	MM		6,250	50,000	03/01/2017	11/15/2037
26444C-HD-7	DULUTH MN ECON DEV AUTH 5.25 02/15/2053	2			1.G FE	10,681,000		102,9307	10,000,000	10,342,463		(74,732)		5,250	4.890	FA		198,333	525,000	10/17/2018	02/15/2053
270618-FQ-9	E BATON ROUGE PARISH LA SWR 2 02/01/2045	SD			1.D FE	11,101,300		100,2160	10,000,000	10,642,236		(116,740)		4,000	3.345	FA		166,667	400,000	10/17/2019	02/01/2045
271014-ZD-7	EAST BAY CA MUNI UTILITY D1 5 06/01/2036	2			1.A FE	1,901,178		103,8804	1,615,000	1,667,025		(35,609)		5,000	4.709	JD		6,505	80,750	11/17/2016	06/01/2036
27183M-CE-1	E COLUMBIA BASIN WA IRR DIS 5 06/01/2048	2			1.E FE	5,720,665		103,2190	5,000,000	5,303,664		(97,023)		5,000	4.143	JD		20,854	250,250	06/25/2019	06/01/2048
29270C-4D-4	ENERGY N W WA ELEC REVENUE 4 07/01/2042	SD			1.C FE	7,928,010		103,4311	6,555,000	7,601,701		(129,600)		4,000	2.710	JJ		130,372	262,200	05/12/2021	07/01/2042
29270C-4F-9	ENERGY N W WA ELEC REVENUE 4 07/01/2042	SD			1.C FE	8,768,585		103,4311	7,250,000	8,407,678		(143,341)		4,000	2.710	JJ		144,194	290,000	05/12/2021	07/01/2042
29270C-5L-5	ENERGY N W WA ELEC REVENUE 5 07/01/2039	SD			1.C FE	4,579,120		116,1389	4,000,000	4,561,277		(17,843)		5,000	3.825	JJ		116,667		05/03/2023	07/01/2039
29270C-P3-3	ENERGY N W WA ELEC REVENUE 5 07/01/2030	SD			1.C FE	5,059,268		103,6780	4,250,000	4,390,486		(40,337)		5,000	3.345	JJ		105,660	212,500	12/08/2015	07/01/2030
30318L-AA-5	FRETE 2021-ML08 TRUST 1.896 11/25/2037				1.A	3,484,248		76,4360	3,383,021	3,468,728		(5,422)		1,896	1.704	MM		891	64,169	02/03/2021	11/25/2037
31200C-DF-0	FLORIDA ST ATLANTIC UNIV F1 5 07/01/2049	2			1.E FE	4,726,360		104,1890	4,000,000	4,441,185		(73,276)		5,000	3.957	JJ		100,000	200,000	11/06/2019	07/01/2049
31350A-NF-3	FEDERAL HOME LOAN MITGE C 2.65 06/15/2036				1.A	14,608,532		82,3300	14,245,000	14,727,909		(19,516)		2,650	3.249	MM		377,492		12/09/2019	06/15/2036
34073T-NL-7	FLORIDA ST HGR EDUCNL FACs 4 12/01/2038	2			1.F FE	3,942,225		102,2427	3,500,000	3,816,731		(41,377)		4,000	3.107	JD		11,278	140,000	10/21/2020	12/01/2038
34073T-NM-5	FLORIDA ST HGR EDUCNL FACs 4 12/01/2039	2			1.F FE	3,928,995		101,9238	3,500,000	3,807,941		(40,108)		4,000	3.166	JD		11,278	140,000	10/21/2020	12/01/2039
34073T-NN-3	FLORIDA ST HGR EDUCNL FACs 4 12/01/2040	2			1.F FE	3,356,400		101,6642	3,000,000	3,255,657		(33,295)		4,000	3.219	JD		9,667	120,000	10/21/2020	12/01/2040
34074M-Z3-8	FLORIDA ST HSG FIN CORP R 6.5 01/01/2055				1.A FE	4,078,360		104,8719	4,000,000	4,076,499		(1,861)		6,500	6.423	JJ		57,056		10/06/2023	01/01/2055
353187-CR-6	FRANKLIN CNTY OH HOSP FACs 5 05/15/2045	2			1.B FE	2,726,000		101,6699	2,500,000	2,543,713		(30,762)		5,000	4.434	MM		15,972	125,000	06/04/2015	05/15/2045
36005F-JS-5	FULTON CNTY GA DEV AUTH 3.471 10/01/2042	1			1.F FE	3,870,550		79,6846	5,000,000	3,905,207		(34,652)		3,471	5.558	AO		43,388	173,550	02/10/2023	10/01/2042
36005G-AZ-6	FULTON CNTY GA DEV AUTH HOS 4 04/01/2050	2			1.F FE	1,999,655		96,6337	1,750,000	1,918,274		(24,753)		4,000	3.259	AO		17,500	70,000	07/31/2020	04/01/2050
368497-JU-8	GEISINGER PA AUTH HLTH SYS 5 04/01/2050	2			1.F FE	6,720,560		104,6621	5,500,000	6,318,072		(119,796)		5,000	3.790	AO		67,986	275,000	06/19/2020	04/01/2050
37255M-AC-9	GEO L SMITH I I GA CONGRESS 4 01/01/2054	2			2.C FE	1,354,660		89,6858	1,245,000	1,328,358		(10,620)		4,000	3.505	JJ		24,900	49,800	03/26/2021	01/01/2054

E10.10

ANNUAL STATEMENT FOR THE YEAR 2023 OF THE ZURICH AMERICAN INSURANCE COMPANY

SCHEDULE D - PART 1

Showing All Long-Term BONDS Owned December 31 of Current Year

1	2	Codes			6	7	Fair Value		10	11	Change in Book/Adjusted Carrying Value				Interest					Dates	
		3	4	5			8	9			12	13	14	15	16	17	18	19	20	21	22
CUSIP Identification	Description	C o d e	F o r e i g n	B o n d C h a r	NAIC Designation, NAIC Designation Modifier and SVO Administrative Symbol	Actual Cost	Rate Used to Obtain Fair Value	Fair Value	Par Value	Book/ Adjusted Carrying Value	Unrealized Valuation Increase/ (Decrease)	Current Year's (Amor-tization)/ Accretion	Current Year's Other-Than-Temporary Impairment Recognized	Total Foreign Exchange Change in Book/ Adjusted Carrying Value	Rate of	Effective Rate of	When Paid	Admitted Amount Due and Accrued	Amount Received During Year	Acquired	Stated Contractual Maturity Date
373586-HW-9	GEORGIA ST PORTS AUTH S 25 07/01/2052	2			1.C FE	5,783,600	111.4366	5,571,830	5,000,000	5,695,325	(69,688)				5.250	4.328	JJ	131,250	228,958	08/03/2022	07/01/2052
373586-FD-8	GEORGIA ST ROAD & TOLLWAY A 3 07/15/2047	2			1.A FE	4,551,124	85.3293	4,893,635	5,735,000	4,587,072	27,518				3.000	4.418	JJ	78,856	172,050	09/08/2022	07/15/2047
38122N-ZR-6	GOLDEN ST TOBACCO SECURITIZ 5 06/01/2034	2			2.C FE	2,868,550	111.2684	2,781,710	2,500,000	2,679,465	(37,208)				5.000	3.796	JD	10,069	125,000	06/21/2018	06/01/2034
38546W-DD-9	GRAND FORKS ND HLTH CARE SY 5 12/01/2032	2			2.C FE	1,636,625	108.4014	1,355,018	1,250,000	1,557,509	(36,032)				5.000	1.922	JD	5,035	62,500	09/10/2021	12/01/2032
38546W-DE-7	GRAND FORKS ND HLTH CARE SY 5 12/01/2033	2			2.C FE	2,222,179	108.1168	1,848,797	1,710,000	2,117,867	(47,599)				5.000	2.197	JD	6,888	85,500	09/10/2021	12/01/2033
38611T-BR-7	GRAND PARKWAY TRANSPRTN COR 5 10/01/2048	2			1.C FE	5,641,310	105.5386	5,276,930	5,000,000	5,311,955	(67,487)				5.000	4.261	AO	62,500	250,000	02/06/2019	10/01/2048
38611T-BR-7	GRAND PARKWAY TRANSPRTN COR 5 10/01/2048	2			1.C FE	10,256,338	105.5386	9,593,459	9,090,000	9,645,822	(120,164)				5.000	4.264	AO	113,625	454,500	02/06/2019	10/01/2048
38611T-CA-3	GRAND PARKWAY TRANSPRTN COR 4 10/01/2040	2			1.E FE	4,455,846	101.2636	4,501,167	4,445,000	4,452,291	(1,016)				4.000	4.021	AO	43,956	177,800	04/02/2020	10/01/2040
386289-MY-5	GRAND RAPIDS MI SANTN SWR S 4 01/01/2050	2			1.C FE	2,256,842	99.8079	1,956,235	1,960,000	2,148,825	(29,116)				4.000	3.203	JJ	39,200	78,400	01/31/2020	01/01/2050
39081H-AR-3	GREAT LAKES MI WTR AUTH SEW 5 07/01/2035	2			1.E FE	3,416,760	105.6893	3,170,679	3,000,000	3,121,850	(45,949)				5.000	3.980	JJ	74,583	150,000	10/14/2016	07/01/2035
39081J-BE-7	GREAT LAKES MI WTR AUTH WTR 5 07/01/2036	2			1.E FE	4,545,400	105.7552	4,230,208	4,000,000	4,159,552	(60,134)				5.000	4.033	JJ	99,444	200,000	10/14/2016	07/01/2036
39081J-FL-7	GREAT LAKES MI WTR AUTH S 25 07/01/2047	2			1.E FE	10,911,300	110.2996	11,029,960	10,000,000	10,822,582	(79,569)				5.250	4.654	JJ	262,500	420,000	08/31/2022	07/01/2047
39081J-FT-0	GREAT LAKES MI WTR AUTH WTR 5 07/01/2037	2			1.D FE	1,632,390	117.0592	1,755,888	1,500,000	1,635,084	(2,694)				5.000	4.185	JJ	5,208		11/15/2023	07/01/2037
392274-2G-0	GTR ORLANDO FL AVIATION AUT 5 10/01/2049	2			1.D FE	8,879,459	104.1623	7,619,472	7,315,000	8,406,310	(176,165)				5.000	3.759	AO	91,438	365,750	04/05/2021	10/01/2049
407272-V9-1	HAMILTON CNTY OH HOSP FACS 5 11/15/2041	1			1.C FE	10,367,210	116.0789	8,125,523	7,000,000	10,033,212	(162,089)				5.000	1.859	MN	44,722	350,000	12/01/2021	11/15/2041
407272-W2-5	HAMILTON CNTY OH HOSP FACS 5 11/15/2049	1			1.C FE	2,311,060	114.3086	2,286,172	2,000,000	2,305,624	(5,436)				5.000	4.041	MN	12,778	100,000	04/12/2023	11/15/2049
407287-MG-3	HAMILTON CNTY OH SALES TAX 4 12/01/2032	2			1.D FE	9,553,424	103.0173	8,704,962	8,450,000	8,799,850	(114,138)				4.000	3.001	JD	27,228	338,000	09/01/2016	12/01/2032
41401P-CL-5	HARRIS CNTY TX CULTURAL EDU 5 11/15/2029	2			1.D FE	669,433	110.0461	605,254	550,000	600,477	(12,262)				5.000	2.858	MN	3,438	27,500	12/06/2017	08/15/2029
41401P-CM-3	HARRIS CNTY TX CULTURAL EDU 5 11/15/2030	2			1.D FE	818,276	110.0515	742,848	675,000	735,650	(14,715)				5.000	3.026	MN	4,219	33,750	12/06/2017	11/15/2030
41423P-AN-7	HARRIS CNTY TX TOLL ROAD RE 5 08/15/2031	2			1.C FE	1,776,570	110.5681	1,658,522	1,500,000	1,625,346	(28,273)				5.000	3.320	FA	28,125	75,000	02/08/2018	08/15/2031
41423P-AP-2	HARRIS CNTY TX TOLL ROAD RE 5 08/15/2032	2			1.C FE	1,180,580	110.5791	1,105,791	1,000,000	1,081,956	(18,467)				5.000	3.436	FA	18,750	50,000	02/08/2018	08/15/2032
419794-A5-1	HAWAII ST ARPTS SYS REVENUE 5 07/01/2048	2			1.E FE	3,894,240	103.5911	3,625,689	3,500,000	3,698,882	(40,221)				5.000	4.351	JJ	87,500	175,000	08/10/2018	07/01/2048
41981C-NC-0	HAWAII ST HIGHWAY REVENUE 4 01/01/2033	2			1.C FE	2,285,780	103.8701	2,077,402	2,000,000	2,080,275	(30,784)				4.000	2.915	JJ	39,778	80,000	08/11/2016	01/01/2033
41981C-ND-8	HAWAII ST HIGHWAY REVENUE 4 01/01/2034	2			1.C FE	1,991,833	103.6204	1,813,357	1,750,000	1,818,094	(26,090)				4.000	2.994	JJ	34,806	70,000	08/11/2016	01/01/2034
432308-H6-4	HILLSBOROUGH CNTY FL AVIATI 5 10/01/2043	2			1.D FE	5,465,100	104.6001	5,230,005	5,000,000	5,247,827	(46,962)				5.000	4.402	AO	62,500	250,000	10/24/2018	10/01/2043
432308-P8-1	HILLSBOROUGH CNTY FL AVIATI 4 10/01/2052	2			1.D FE	2,663,852	93.1818	2,278,295	2,445,000	2,629,294	(20,950)				4.000	3.532	AO	24,450	97,800	02/24/2022	10/01/2052
43233A-FC-5	HILLSBOROUGH CNTY FL INDL D 4 08/01/2045	2			2.A FE	7,841,897	95.7218	6,920,686	7,230,000	7,676,442	(56,128)				4.000	3.499	FA	120,500	289,200	11/23/2020	08/01/2045
438701-K8-6	HONOLULU CITY & CNTY HI WST 4 07/01/2032	2			1.C FE	2,297,120	103.5459	2,070,918	2,000,000	2,082,961	(31,844)				4.000	2.888	JJ	39,778	80,000	08/18/2016	07/01/2032
442349-BG-0	HOUSTON TX ARPT SYS REVENUE 5 07/01/2029	2			1.E FE	2,951,525	110.9438	2,773,595	2,500,000	2,716,234	(44,371)				5.000	3.115	JJ	62,153	125,000	03/02/2018	07/01/2029
442349-BH-8	HOUSTON TX ARPT SYS REVENUE 5 07/01/2030	2			1.E FE	2,351,500	110.6636	2,213,272	2,000,000	2,168,610	(24,553)				5.000	3.279	JJ	49,722	100,000	03/02/2018	07/01/2030
442349-CE-4	HOUSTON TX ARPT SYS REVENUE 5 07/01/2029	2			1.E FE	1,755,570	108.0990	1,621,485	1,500,000	1,626,251	(25,871)				5.000	3.168	JJ	37,292	75,000	07/18/2018	07/01/2029
442349-FY-7	HOUSTON TX ARPT SYS REVENUE 4 07/01/2048	2			1.E FE	1,768,290	95.5219	1,432,829	1,500,000	1,706,590	(25,286)				4.000	3.038	JJ	30,000	60,000	06/09/2021	07/01/2048
44237H-AU-9	HOUSTON TX HGR EDU FIN CORP 5 02/15/2033	2			1.A FE	1,448,335	100.2064	1,222,518	1,200,000	1,224,082	(32,500)				5.000	3.292	FA	22,875	61,000	08/02/2016	02/15/2033
44244C-K2-2	HOUSTON TX UTILITY SYS REVE 4 11/15/2034	2			1.C FE	1,536,040	108.7072	1,331,663	1,225,000	1,465,830	(28,799)				4.000	1.859	MN	6,125	49,000	05/27/2021	11/15/2034
44244C-K3-0	HOUSTON TX UTILITY SYS REVE 4 11/15/2035	2			1.C FE	1,087,082	107.7617	937,527	870,000	1,038,196	(20,078)				4.000	2.007	MN	4,350	34,800	05/27/2021	11/15/2035
44244C-K4-8	HOUSTON TX UTILITY SYS REVE 4 11/15/2036	2			1.C FE	1,247,330	106.6071	1,066,071	1,000,000	1,191,698	(22,864)				4.000	2.102	MN	5,000	40,000	05/27/2021	11/15/2036
44244C-XH-5	HOUSTON TX UTILITY SYS REVE 5 11/15/2049	2			1.C FE	16,650,254	105.9073	14,371,621	13,570,000	15,442,168	(293,086)				5.000	3.732	MN	86,697	678,500	09/17/2019	11/15/2049
443730-QC-3	HUDSON CNTY NJ IMPT AUTH LE 4 10/01/2051	2			1.C FE	6,588,178	99.0687	5,696,450	5,750,000	6,342,160	(80,157)				4.000	3.247	AO	57,500	230,000	10/02/2020	10/01/2051
45129W-NV-8	IDAHO ST HSG & FIN ASSN 5 07/15/2027	2			1.F FE	2,458,880	108.4905	2,169,810	2,000,000	2,180,184	(48,245)				5.000	2.364	JJ	45,833	100,000	09/29/2017	07/15/2027
45201Y-3R-6	ILLINOIS ST HSG DEV AUTH RE 4 10/01/2049	2			1.A FE	4,461,168	100.1007	4,094,119	4,090,000	4,294,696	(39,839)				4.000	3.503	AO	40,900	163,600	06/12/2019	10/01/2049
452022-BR-6	ILLINOIS ST FIN AUTH CRT S 5 12/01/2047	2			2.B FE	1,597,946	100.0656	1,515,994	1,515,000	1,552,935	(8,770)				5.000	4.687	JD	6,313	75,750	11/16/2017	12/01/2047
452024-HZ-8	ILLINOIS ST MUNI ELEC AGY P 5 02/01/2031	2			1.E FE	5,499,466	103.0053	4,993,052	4,760,000	4,892,878	(80,517)				5.000	3.691	FA	98,506	238,000	04/01/2015	02/01/2031
452024-JA-1	ILLINOIS ST MUNI ELEC AGY P 5 02/01/2032	2			1.E FE	2,738,499	102.8260	2,447,259	2,380,000	2,444,671	(39,165)				5.000	3.779	FA	49,253	119,000	04/01/2015	02/01/2032
45203H-B6-8	ILLINOIS ST FIN AUTH REVENU 5 10/01/2038	2			1.C FE	2,193,626	101.0296	1,919,562	1,900,000	1,934,687	(45,521)				5.000	3.935	AO	23,750	95,000	10/13/2017	10/01/2038
45203H-E4-0	ILLINOIS ST FIN AUTH REVENU 5 08/01/2038	2		</																	

ANNUAL STATEMENT FOR THE YEAR 2023 OF THE ZURICH AMERICAN INSURANCE COMPANY

SCHEDULE D - PART 1

Showing All Long-Term BONDS Owned December 31 of Current Year

1	2	Codes			6	7	Fair Value		10	11	Change in Book/Adjusted Carrying Value				Interest					Dates	
		3	4	5			8	9			12	13	14	15	16	17	18	19	20	21	22
CUSIP Identification	Description	C o d e	F o r e i g n	B o n d C h a r	NAIC Designation, NAIC Designation Modifier and SVO Administrative Symbol	Actual Cost	Rate Used to Obtain Fair Value	Fair Value	Par Value	Book/ Adjusted Carrying Value	Unrealized Valuation Increase/ (Decrease)	Current Year's (Amor-tization)/ Accretion	Current Year's Other-Than-Temporary Impairment Recognized	Total Foreign Exchange Change in Book/ Adjusted Carrying Value	Rate of	Effective Rate of	When Paid	Admitted Amount Due and Accrued	Amount Received During Year	Acquired	Stated Contractual Maturity Date
45203H-P6-3	ILLINOIS ST FIN AUTH REVENU 5 11/15/2034	2			1.E FE	1,434,252	101.5421	1,274,353	1,255,000	1,287,213	(22,624)			5.000	4.750	MN		7,844	62,750	11/17/2016	11/15/2034
45203H-P7-1	ILLINOIS ST FIN AUTH REVENU 4 11/15/2039	2			1.E FE	1,070,730	95.6546	956,546	1,000,000	1,020,570	(14,626)			4.000	3.518	MN		5,111	40,000	06/17/2020	11/15/2039
45204E-D7-0	ILLINOIS ST FIN AUTH REVENU 5 10/01/2048	2			1.C FE	10,089,270	103.9002	9,351,018	9,000,000	9,474,840	(116,913)			5.000	4.309	AO		112,500	450,000	02/23/2018	10/01/2048
45204E-E6-9	ILLINOIS ST FIN AUTH REVENU 5 09/01/2036	2			2.C FE	1,080,820	103.3521	1,033,521	1,000,000	1,027,032	(9,495)			5.000	4.378	MS		16,667	50,000	05/17/2017	09/01/2036
45204E-FC-7	ILLINOIS ST FIN AUTH REVENU 5 02/15/2041	2			1.B FE	1,892,674	102.6811	1,591,557	1,550,000	1,708,253	(49,044)			5.000	3.443	FA		29,278	77,500	02/25/2020	02/15/2041
45204E-HB-7	ILLINOIS ST FIN AUTH REVENU 5 03/01/2030	2			1.D FE	2,008,347	104.6319	1,726,426	1,650,000	1,739,391	(39,743)			5.000	3.050	MS		27,271	82,500	08/10/2016	03/01/2030
45204E-KK-3	ILLINOIS ST FIN AUTH REVENU 4 01/01/2033	2			1.A FE	1,627,095	101.6496	1,524,744	1,500,000	1,530,557	(14,654)			4.000	3.346	JJ		29,833	60,000	10/20/2016	01/01/2033
45204E-KN-7	ILLINOIS ST FIN AUTH REVENU 4 01/01/2036	2			1.A FE	1,069,360	101.5572	1,015,572	1,000,000	1,016,763	(8,025)			4.000	3.530	JJ		19,889	40,000	10/20/2016	01/01/2036
45204F-FS-9	ILLINOIS ST FIN AUTH REVENU 4 07/01/2033	SD			1.A FE	10,072,720	108.1967	8,655,736	8,000,000	9,551,821	(211,951)			4.000	1.618	JJ		159,111	320,000	07/08/2021	07/01/2033
45204F-HD-0	ILLINOIS ST FIN AUTH REVENU 5 10/01/2046	SD			1.C FE	5,894,879	103.7680	5,541,211	5,340,000	5,474,674	(73,362)			5.000	4.367	AO		66,008	267,000	08/20/2015	10/01/2046
45204F-HE-8	ILLINOIS ST FIN AUTH REVENU 5 10/01/2046	SD			1.D FE	728,581	102.3555	675,546	660,000	696,302	(1,312)			5.000	4.367	AO		8,250	33,000	08/20/2015	10/01/2046
45204F-JR-7	ILLINOIS ST FIN AUTH REVENU 4 08/15/2048	2			1.D FE	1,182,330	99.2239	992,239	1,000,000	1,140,329	(16,887)			4.000	2.998	FA		15,111	40,000	04/23/2021	08/15/2048
45204F-NN-1	ILLINOIS ST FIN AUTH REVENU 4 08/01/2046	2			2.A FE	1,173,060	89.5585	940,364	1,050,000	1,149,400	(11,701)			4.000	3.313	FA		17,500	42,000	10/14/2021	08/01/2046
45204F-QA-6	ILLINOIS ST FIN AUTH REVENU 4 08/15/2042	2			1.D FE	6,295,723	100.7679	6,015,844	5,970,000	6,258,704	(28,525)			4.000	3.651	FA		89,550	238,800	03/24/2022	08/15/2042
452227-MC-2	ILLINOIS ST SALES TAX REVENU 3 06/15/2034	SD			1.F FE	8,560,238	92.6449	9,060,671	9,780,000	8,951,859	62,647			3.000	4.038	JD		12,225	293,400	01/03/2017	06/15/2034
452252-KS-7	ILLINOIS ST TOLL HIGHWAY AU 5 01/01/2040	SD			1.D FE	9,846,360	102.7965	9,251,685	9,000,000	9,173,551	(111,157)			5.000	4.361	JJ		225,000	450,000	07/10/2015	01/01/2040
452252-LD-9	ILLINOIS ST TOLL HIGHWAY AU 5 01/01/2037	2			1.D FE	3,801,030	104.8823	3,565,998	3,400,000	3,491,578	(43,481)			5.000	4.154	JJ		84,528	170,000	11/19/2015	01/01/2037
452252-LH-0	ILLINOIS ST TOLL HIGHWAY AU 5 12/01/2031	2			1.D FE	2,693,448	104.8639	2,417,113	2,305,000	2,393,118	(42,161)			5.000	3.598	JD		9,284	115,250	12/10/2015	12/01/2031
452252-LX-5	ILLINOIS ST TOLL HIGHWAY AU 5 01/01/2041	2			1.D FE	4,375,840	103.4889	4,139,556	4,000,000	4,119,435	(44,924)			5.000	4.407	JJ		100,000	200,000	11/18/2016	01/01/2041
452252-MT-3	ILLINOIS ST TOLL HIGHWAY AU 5 01/01/2042	2			1.D FE	4,054,925	106.0009	3,710,032	3,500,000	3,745,279	(56,934)			5.000	3.983	JJ		87,500	175,000	11/20/2017	01/01/2042
452252-OB-8	ILLINOIS ST TOLL HIGHWAY 5.25 01/01/2043	2			1.D FE	2,817,750	115.5603	2,889,008	2,500,000	2,807,460	(10,290)			5.250	4.330	JJ		80,938		04/27/2023	01/01/2043
452252-QD-4	ILLINOIS ST TOLL HIGHWAY 5.25 01/01/2045	2			1.D FE	2,802,050	114.3812	2,859,530	2,500,000	2,792,690	(9,360)			5.250	4.426	JJ		80,938		04/27/2023	01/01/2045
452272-B7-1	ILLINOIS ST UNIV 5 04/01/2030	2			1.E FE	1,059,168	109.1156	1,047,510	960,000	1,007,345	(10,143)			5.000	3.957	MS		12,000	48,000	02/07/2018	04/01/2030
452272-E5-2	ILLINOIS ST UNIV 5 04/01/2031	2			1.E FE	1,098,890	109.0983	1,090,983	1,000,000	1,047,330	(10,127)			5.000	4.061	AO		12,361	50,000	02/07/2018	04/01/2031
454898-TX-5	INDIANA ST MUNI PWR AGY 5 01/01/2042	2			1.E FE	18,502,579	103.0707	16,553,154	16,060,000	16,807,733	(284,155)			5.000	4.031	JJ		401,500	803,000	02/24/2016	01/01/2042
45506D-TM-7	INDIANA ST FIN AUTH REVE 5.25 02/01/2033	SD			1.B FE	5,058,535	104.1916	4,594,850	4,410,000	4,526,519	(70,316)			5.250	4.076	FA		95,826	231,525	05/08/2015	02/01/2033
45506D-V3-6	INDIANA ST FIN AUTH REVENUE 5 11/15/2043	2			2.B FE	511,380	99.2758	491,415	495,000	510,276	(327)			5.000	4.812	MN		3,163	24,750	12/13/2018	11/15/2043
45506D-V4-4	INDIANA ST FIN AUTH REV 5.00 11/15/2048	2			2.B FE	1,003,353	96.8200	943,995	975,000	1,003,539	58			5.000	4.872	MN		6,365	48,750	12/13/2018	11/15/2048
45506D-V5-1	INDIANA ST FIN AUTH REVENUE 5 11/15/2053	2			2.B FE	4,492,840	95.4202	4,198,489	4,400,000	4,519,662	5,084			5.000	4.930	MN		28,111	220,000	12/13/2018	11/15/2053
45506E-DR-1	INDIANA ST FIN AUTH REVENUE 5 02/01/2030	2			1.A FE	2,266,723	115.3367	2,018,392	1,750,000	2,138,879	(61,230)			5.000	1.214	FA		36,215	87,500	10/25/2021	02/01/2030
45506E-DS-9	INDIANA ST FIN AUTH REVENUE 5 02/01/2031	2			1.A FE	2,538,509	117.6606	2,259,084	1,920,000	2,403,400	(64,811)			5.000	1.284	FA		39,733	96,000	10/29/2021	02/01/2031
45506E-DT-7	INDIANA ST FIN AUTH REVENUE 5 02/01/2032	2			1.A FE	2,956,545	117.9905	2,654,786	2,250,000	2,802,756	(73,872)			5.000	1.652	FA		46,563	112,500	10/29/2021	02/01/2032
45528U-T7-6	INDIANAPOLIS IN LOCAL PUBLI 4 06/01/2041	2			1.E FE	3,392,790	100.8808	3,026,424	3,000,000	3,295,716	(35,836)			4.000	3.164	JD		9,667	120,000	02/07/2021	06/01/2041
46613S-FX-3	JEA FL ELEC SYS REVENUE 5 10/01/2030	SD			1.E FE	5,429,355	108.7546	4,893,957	4,500,000	4,885,371	(96,586)			5.000	3.061	AO		55,625	225,000	12/15/2017	10/01/2030
467578-HS-2	JACKSON CNTY MO SPL OBLG 5 12/01/2029	2			1.D FE	2,432,720	102.0194	2,040,388	2,000,000	2,051,979	(55,572)			5.000	3.026	JD		8,056	100,000	09/06/2016	12/01/2029
469480-AN-7	JACKSONVILLE PUBLIC EDUCLN 5 07/01/2040	2			2.A FE	4,480,722	102.0693	4,031,737	3,950,000	4,164,581	(56,976)			5.000	4.091	JJ		98,750	197,500	02/26/2021	07/01/2040
47770V-BR-0	JOBSOHIO BEVERAGE SYS S 4.433 01/01/2033	SD			1.D FE	5,000,000	99.6232	4,981,160	5,000,000	5,005,431	5,431			4.433	4.482	JJ		110,825	92,354	01/19/2023	01/01/2033
48504N-BC-2	KANSAS CITY MO INDL DEV AUT 5 03/01/2046	2			1.F FE	8,634,255	102.9748	7,723,110	7,500,000	8,153,862	(115,387)			5.000	4.058	MS		125,000	375,000	03/25/2020	03/01/2046
49126V-CH-8	KENTUCKY ST ECON DEV FIN AU 0 10/01/2026	8			2.B FE	1,857,780	92.0677	1,841,354	2,000,000	1,845,355	2,972			5.000	4.058	MS				04/30/2020	10/01/2026
49476Y-AN-7	KING CNTY WA HSG AUTH W 2.375 10/01/2041	2			1.C FE	4,948,750	73.6967	3,684,835	5,000,000	4,957,058	1,974			2.375	2.456	AO		29,688	118,750	09/15/2021	10/01/2041
495289-AN-7	KING CNTY WA SNR REVENUE 4 07/01/2034	SD			1.B FE	5,674,222	102.4150	5,136,112	5,015,000	5,203,004	(71,959)			4.000	3.058	JJ		99,743	200,600	09/13/2016	07/01/2034
495289-X9-6	KING CNTY WA SNR REVENUE 5 07/01/2040	2			1.B FE	6,633,916	102.0842	6,033,176	5,910,000	6,023,673	(111,768)			5.000	4.185	JJ		147,750	295,500	02/16/2018	07/01/2040
51166F-FX-2	LAKELAND FL ENERGY SYS REVE 5 10/01/2048	2			1.C FE	4,044,369	114.2354	3,541,297	3,100,000	3,999,618	(26,711)			5.000	3.240	AO		38,750	105,000	04/11/2023	10/01/2048
53945C-DH-0	LOS ANGELES CA WSTWTR SYS R 5 06/01/2045	SD			1.B FE	8,941,200	102.9482	8,235,856	8,000,000	8,184,684	(126,443)			5.000	4.275	JD		33,333	400,000	06/10/2015	06/01/2045
542424-UL-8	LONG BEACH CA HARBOR REVENU 5 05/15/2036	2			1.C FE	3,496,860	103.4433	3,103,299	3,000,0												

ANNUAL STATEMENT FOR THE YEAR 2023 OF THE ZURICH AMERICAN INSURANCE COMPANY

SCHEDULE D - PART 1

Showing All Long-Term BONDS Owned December 31 of Current Year

1	2	Codes			6	7	Fair Value		10	11	Change in Book/Adjusted Carrying Value				Interest					Dates	
		3	4	5			8	9			12	13	14	15	16	17	18	19	20	21	22
CUSIP Identification	Description	C o d e	F o r e i g n	B o n d C h a r	NAIC Designation, NAIC Designation Modifier and SVO Administrative Symbol	Actual Cost	Rate Used to Obtain Fair Value	Fair Value	Par Value	Book/ Adjusted Carrying Value	Unrealized Valuation Increase/ (Decrease)	Current Year's (Amor-tization)/ Accretion	Current Year's Other-Than-Temporary Impairment Recognized	Total Foreign Exchange Change in Book/ Adjusted Carrying Value	Rate of	Effective Rate of	When Paid	Admitted Amount Due and Accrued	Amount Received During Year	Acquired	Stated Contractual Maturity Date
542424-VD-5	LONG BEACH CA HARBOR REVENU 5 05/15/2043	SD		2	1.C FE	5,214,420	104.0913	4,684,109	4,500,000	4,769,689		(75,210)			5.000	4.049	MN	28,750	225,000	11/12/2019	05/15/2043
544445-VD-8	LOS ANGELES CA DEPT OF ARPT 4 05/15/2051			2	1.D FE	2,862,300	96.1422	2,403,555	2,500,000	2,796,407		(33,976)			4.000	3.223	MN	12,778	100,000	01/13/2022	05/15/2051
544445-WIS-4	LOS ANGELES CA DEPT OF ARPT 4 05/15/2049			2	1.D FE	8,687,475	95.8868	7,191,510	7,500,000	8,488,711		(106,356)			4.000	3.129	MN	38,333	300,000	01/07/2022	05/15/2049
544532-FU-3	LOS ANGELES CA DEPT OF WTR 5 07/01/2043			2	1.C FE	1,097,470	113.5427	1,135,427	1,000,000	1,084,958		(8,950)			5.000	4.337	JJ	24,861	50,139	06/23/2022	07/01/2043
544552-WJ-7	LOS ANGELES CA HARBOR DEPT 5 08/01/2044			2	1.C FE	2,799,725	100.5997	2,514,993	2,500,000	2,527,069		(46,124)			5.000	4.224	FA	52,083	125,000	12/04/2015	08/01/2044
544552-ZV-7	LOS ANGELES CA HARBOR DEPT 4 08/01/2034			2	1.C FE	2,970,927	103.2533	2,715,562	2,630,000	2,729,394		(36,926)			4.000	3.074	FA	43,541	105,200	09/15/2016	08/01/2034
54466H-DR-4	LOS ANGELES CNTY CA MET TRA 5 06/01/2030	SD		2	1.B FE	2,361,220	106.6137	2,132,274	2,000,000	2,101,799		(40,135)			5.000	3.354	JD	8,056	100,000	11/18/2016	06/01/2030
54473E-TU-8	LOS ANGELES CNTY CA PUBLIC 5 12/01/2049			2	1.C FE	4,858,065	108.5308	4,883,886	4,500,000	4,734,302		(34,700)			5.000	4.545	JD	18,750	225,000	03/23/2020	12/01/2049
54660D-AB-5	LOUISVILLE & JEFFERSON CNTY 5 05/15/2047			2	2.A FE	2,037,248	104.0322	1,903,789	1,830,000	2,008,574		(18,033)			5.000	4.273	MN	11,692	91,500	03/23/2022	05/15/2047
54660D-AC-3	LOUISVILLE & JEFFERSON CNTY 5 05/15/2052			2	2.A FE	6,498,455	103.1982	6,062,894	5,875,000	6,412,978		(54,140)			5.000	4.390	MN	37,535	293,750	03/23/2022	05/15/2052
54714C-BD-8	LOVE FIELD TX ARPT MODERNIZ 5 11/01/2028			2	1.F FE	1,981,333	104.7443	1,833,025	1,750,000	1,822,565		(24,040)			5.000	3.797	MN	14,340	87,500	12/09/2016	11/01/2030
54714C-BE-6	LOVE FIELD TX ARPT MODERNIZ 5 11/01/2029			2	1.F FE	1,703,178	104.7422	1,586,844	1,515,000	1,577,996		(20,872)			5.000	3.867	MN	12,415	75,750	12/09/2016	11/01/2030
54714C-BF-3	LOVE FIELD TX ARPT MODERNIZ 5 11/01/2030			2	1.F FE	1,237,390	104.6684	1,156,586	1,105,000	1,149,451		(14,716)			5.000	3.907	MN	9,055	55,250	12/09/2016	11/01/2030
54811B-PY-1	LOWER COLORADO RIVER TX AUT 5 05/15/2045			2	1.F FE	1,624,215	101.7724	1,526,586	1,500,000	1,524,077		(16,939)			5.000	4.478	MN	9,583	75,000	06/05/2015	05/15/2045
54811B-ZS-3	LOWER COLORADO RIVER TX A 5.5 05/15/2047			2	1.F FE	3,202,200	113.0129	3,390,387	3,000,000	3,188,109		(18,032)			5.500	5.060	MN	21,083	176,458	09/30/2022	05/15/2047
55123T-BL-5	LYNCHBURG VA ECON DEV AUTH 4 01/01/2038			2	1.G FE	647,576	101.8354	560,095	550,000	629,111		(9,014)			4.000	2.658	JJ	10,939	22,000	11/05/2021	01/01/2038
55123T-BN-1	LYNCHBURG VA ECON DEV AUTH 4 01/01/2040			2	1.G FE	644,287	101.3037	557,170	550,000	626,509		(8,694)			4.000	2.807	JJ	10,939	22,000	11/05/2021	01/01/2040
55123T-BP-6	LYNCHBURG VA ECON DEV AUTH 4 01/01/2041			2	1.G FE	1,326,191	101.0424	1,146,831	1,135,000	1,290,208		(17,613)			4.000	2.871	JJ	22,574	45,400	11/05/2021	01/01/2041
56035D-FC-1	MAIN STREET NATURAL GAS I VAR 07/01/2053			2	1.B FE	1,080,480	106.2117	1,062,117	1,000,000	1,072,625		(7,855)			5.000	4.561	MS	16,528	27,222	02/03/2023	07/01/2053
56042R-QX-3	MAINE HLTH & HGR EDUCNL FA 5 07/01/2043			2	1.E FE	1,695,765	104.1670	1,562,505	1,500,000	1,596,949		(19,688)			5.000	4.159	JJ	37,500	75,000	07/12/2018	07/01/2043
56042R-QZ-8	MAINE HLTH & HGR EDUCNL FA 5 07/01/2048			2	1.E FE	1,689,030	103.4769	1,552,154	1,500,000	1,593,737		(19,014)			5.000	4.272	JJ	37,500	75,000	07/12/2018	07/01/2048
56045R-ZD-4	MAINE ST MUNI BOND BANK 5 11/01/2037			2	1.C FE	1,475,200	107.0446	1,338,058	1,250,000	1,345,423		(23,216)			5.000	3.749	MN	10,243	62,500	10/04/2017	11/01/2037
560551-QG-1	MAINE ST TURNPIKE AUTH 5 07/01/2047			2	1.D FE	3,512,760	105.5860	3,167,580	3,000,000	3,241,864		(49,558)			5.000	4.011	JJ	75,000	150,000	01/25/2018	07/01/2047
561852-HH-0	MANATEE CNTY FL REVENUE 5.25 10/01/2047			2	1.B FE	11,075,215	112.9239	11,343,206	10,045,000	10,977,510		(87,432)			5.250	4.588	AO	131,841	552,266	08/31/2022	10/01/2047
56682H-CN-7	MARICOPA CNTY AZ INDL DEV VAR 01/01/2048			2	1.D FE	1,422,012	101.6528	1,219,834	1,200,000	1,391,210		(5,269)			5.000	3.960	JJ	29,833	60,000	09/29/2017	01/01/2048
57419R-7Y-5	MARYLAND ST CMNTY DEV ADMIN 4 09/01/2049			2	1.B FE	2,029,792	100.0876	1,871,638	1,870,000	1,957,730		(17,349)			4.000	3.537	MS	24,933	74,800	05/23/2019	09/01/2049
574218-2O-5	MARYLAND ST HLTH & HGR EDUC 5 05/15/2045	SD		2	1.F FE	11,305,600	102.0107	10,201,070	10,000,000	10,513,177		(142,535)			5.000	4.230	MN	63,889	500,000	06/21/2017	05/15/2045
574218-7Z-0	MARYLAND ST HLTH & HGR EDUC 5 07/01/2031			2	2.A FE	321,692	108.4735	298,302	275,000	306,819		(4,364)			5.000	3.203	JJ	6,837	13,750	04/29/2020	07/01/2031
574218-8A-4	MARYLAND ST HLTH & HGR EDUC 5 07/01/2033			2	2.A FE	626,578	108.4012	585,366	540,000	599,134		(8,079)			5.000	3.407	JJ	13,425	27,000	04/29/2020	07/01/2032
574218-8B-2	MARYLAND ST HLTH & HGR EDUC 5 07/01/2032			2	2.A FE	563,054	108.2907	530,624	490,000	540,038		(6,805)			5.000	3.600	JJ	12,182	24,500	04/29/2020	07/01/2033
57422J-BH-0	MARYLAND ST ECON DEV CORP P 5 11/12/2028			1	2.C FE	2,115,640	102.4934	2,049,868	2,000,000	2,071,184		(26,482)			5.000	4.032	JD	50,000	100,000	04/12/2022	11/12/2028
57429A-BU-7	MARYLAND STADIUM AUTH BUILT 4 06/01/2047			2	1.E FE	3,196,612	99.8505	2,895,665	2,900,000	3,153,130		(26,322)			4.000	3.391	JD	9,667	116,000	02/24/2022	06/01/2047
57429A-BV-5	MARYLAND STADIUM AUTH BUILT 4 06/01/2052			2	1.E FE	9,651,013	98.2584	8,676,217	8,830,000	9,532,282		(72,689)			4.000	3.514	JD	29,433	353,200	02/24/2022	06/01/2052
574296-AX-7	MARYLAND ST STADIUM AUTH RE 5 05/01/2046			2	1.D FE	3,686,852	105.1920	3,392,442	3,225,000	3,364,242		(57,226)			5.000	4.155	MN	26,875	161,250	07/19/2017	05/01/2046
574296-BK-4	MARYLAND ST STADIUM AUTH RE 5 05/01/2029			2	1.D FE	1,826,085	109.2429	1,638,644	1,500,000	1,649,268		(32,165)			5.000	2.758	MN	12,292	75,000	01/24/2018	05/01/2029
574296-BL-2	MARYLAND ST STADIUM AUTH RE 5 05/01/2030			2	1.D FE	3,622,170	109.0603	3,271,809	3,000,000	3,285,681		(61,398)			5.000	2.988	MN	24,583	150,000	01/24/2018	05/01/2030
574296-BM-0	MARYLAND ST STADIUM AUTH RE 5 05/01/2031	SD		2	1.D FE	4,867,784	108.9165	4,416,564	4,055,000	4,429,016		(80,236)			5.000	3.162	MN	33,228	202,750	01/24/2018	05/01/2031
575579-L3-9	MASSACHUSETTS ST BAY TRANSP 4 07/01/2038	SD		2	1.D FE	3,628,590	105.3420	3,160,260	3,000,000	3,473,332		(58,544)			4.000	2.511	JJ	59,667	120,000	04/09/2021	07/01/2038
575579-L4-7	MASSACHUSETTS ST BAY TRANSP 4 07/01/2039	SD		2	1.D FE	3,013,450	104.6477	2,886,193	2,500,000	2,886,852		(47,766)			4.000	2.596	JJ	49,722	100,000	04/09/2021	07/01/2039
575579-L5-4	MASSACHUSETTS ST BAY TRANSP 4 07/01/2040	SD		2	1.D FE	2,402,500	104.1526	2,083,052	2,000,000	2,303,431		(37,401)			4.000	2.673	JJ	39,778	80,000	04/09/2021	07/01/2040
57563R-RN-1	MASSACHUSETTS ST EDUCNL FI 5 07/01/2030			2	1.C FE	1,580,072	109.0298	1,417,387	1,300,000	1,495,952		(27,444)			5.000	2.497	JJ	32,319	65,000	10/23/2020	07/01/2030
57584X-BP-9	MASSACHUSETTS ST DEV FIN AG 5 07/01/2032			2	1.D FE	1,781,970	109.6401	1,644,602	1,500,000	1,622,964		(28,679)			5.000	3.381	JJ	37,292	75,000	12/15/2017	07/01/2032
57584X-MA-0	MASSACHUSETTS ST DEV FIN AG 5 07/01/2033			2	2.B FE	1,366,775	103.8678	1,298,348	1,250,000	1,296,631		(12,201)			5.000	4.243	JJ	31,076	62,500	03/31/2017	07/01/2033
57584X-YD-7	MASSACHUSETTS ST DEV FIN AG 5 07/15/2040			1	1.A FE	6,699,866	126.2012	5,653,814	4,480,000	6,469,137		(111,943)			5.000	1.717	JJ	103,289	224,000	12/01/2021	07/15/2040
57584Y-JU-4	MASSACHUSETTS ST DEV FIN AG 5 07/01/2043			2	1.G FE																

ANNUAL STATEMENT FOR THE YEAR 2023 OF THE ZURICH AMERICAN INSURANCE COMPANY

SCHEDULE D - PART 1

Showing All Long-Term BONDS Owned December 31 of Current Year

1	2	Codes			6	7	Fair Value		10	11	Change in Book/Adjusted Carrying Value				Interest					Dates	
		3	4	5			8	9			12	13	14	15	16	17	18	19	20	21	22
CUSIP Identification	Description	C o d e	F o r e i g n	B o n d C h a r	NAIC Designation, NAIC Designation Modifier and SVO Administrative Symbol	Actual Cost	Rate Used to Obtain Fair Value	Fair Value	Par Value	Book/ Adjusted Carrying Value	Unrealized Valuation Increase/ (Decrease)	Current Year's (Amor-tization)/ Accretion	Current Year's Other-Than-Temporary Impairment Recognized	Total Foreign Exchange Change in Book/ Adjusted Carrying Value	Rate of	Effective Rate of	When Paid	Admitted Amount Due and Accrued	Amount Received During Year	Acquired	Stated Contractual Maturity Date
57584Y-JU-0	MASSACHUSETTS ST DEV FIN AG 5 07/01/2053	2			1.G FE	3,181,303	102.3779	2,943,365	2,875,000	3,055,178	(36,552)			5.000	4.418	JJ	71,875	143,750	05/20/2020	07/01/2053	
57584Y-L6-4	MASSACHUSETTS ST DEV FIN AG 4 07/01/2051	2			2.B FE	1,726,740	89.2916	1,339,374	1,500,000	1,674,187	(21,057)			4.000	3.209	JJ	30,000	60,000	04/15/2021	07/01/2051	
57584Y-N5-4	MASSACHUSETTS ST DEV FIN AG 5 07/01/2055	1			1.D FE	19,419,840	121.4886	14,578,632	12,000,000	19,032,460	(159,934)			5.000	2.313	JJ	300,000	600,000	06/16/2021	07/01/2055	
57584Y-WJ-4	MASSACHUSETTS ST DEV FIN AG 5 07/01/2050	1			1.A FE	7,030,209	122.6061	5,333,365	4,350,000	6,785,511	(67,059)			5.000	2.212	JJ	108,146	217,500	03/26/2020	07/01/2050	
57586C-T2-1	MASSACHUSETTS ST HLTH & E 5.5 06/01/2035				1.D FE	1,283,630	125.5942	1,255,942	1,000,000	1,193,340	(17,501)			5.500	3.131	JD	4,583	55,000	06/21/2018	06/01/2035	
57587G-B2-0	MASSACHUSETTS ST HSG FIN 6.5 12/01/2052				1.B FE	5,036,800	104.8416	5,242,080	5,000,000	5,069,003	32,203			6.500	6.541	JD	28,889		10/20/2023	12/01/2052	
575896-QH-1	MASSACHUSETTS ST PORT AUTH 5 07/01/2040	2			1.C FE	1,950,912	102.0488	1,806,264	1,770,000	1,806,823	(23,602)			5.000	4.296	JJ	44,250	88,500	07/09/2015	07/01/2040	
575896-YJ-8	MASSACHUSETTS ST PORT AUTH 5 07/01/2046	2			1.C FE	9,461,550	105.5725	7,917,938	7,500,000	8,979,223	(180,048)			5.000	3.404	JJ	187,500	375,000	03/15/2021	07/01/2046	
576000-WX-7	MASSACHUSETTS ST SCH BLDG A 5 02/15/2044	2			1.C FE	12,307,200	107.7164	10,771,640	10,000,000	11,316,791	(240,012)			5.000	3.537	FA	188,889	500,000	09/19/2019	02/15/2044	
57604T-HG-4	MASSACHUSETTS ST TRANSPRTN 5 06/01/2048	2			1.A FE	5,692,350	105.8328	5,291,640	5,000,000	5,341,924	(70,878)			5.000	4.213	JD	20,833	250,000	09/12/2018	06/01/2048	
592029-CL-4	MET GOVT NASHVILLE & DAV 5.25 05/01/2048	2			1.F FE	2,619,550	109.8992	2,747,480	2,500,000	2,617,487	(2,063)			5.250	4.959	MN	21,875	22,240	08/24/2023	05/01/2048	
592190-PJ-5	MET NASHVILLE TN ARPT AUTH 5 07/01/2054	2			1.F FE	3,162,154	103.3585	2,713,161	2,625,000	2,975,777	(48,696)			5.000	3.924	JJ	65,625	131,250	12/06/2019	07/01/2054	
592190-QW-5	MET NASHVILLE TN ARPT AUT 5.5 07/01/2041	2			1.E FE	374,423	111.0761	388,766	350,000	373,065	(2,149)			5.500	4.982	JJ	9,572	10,908	11/17/2022	07/01/2041	
592190-QX-3	MET NASHVILLE TN ARPT AUT 5.5 07/01/2042	2			1.E FE	1,602,270	110.5472	1,658,208	1,500,000	1,596,686	(8,995)			5.500	5.012	JJ	41,021	46,750	11/17/2022	07/01/2042	
59259N-6L-2	MET TRANSPRTN AUTH NY DEDIC 5 11/15/2035	2			1.C FE	5,737,200	107.9999	5,399,995	5,000,000	5,271,480	(75,195)			5.000	3.922	MN	31,250	250,000	02/15/2017	11/15/2035	
59261A-QA-8	MET TRANSPRTN AUTH NY REVEN 5 11/15/2030	2			1.G FE	12,076,500	109.1897	10,918,970	10,000,000	10,950,973	(202,331)			5.000	3.067	MN	62,500	500,000	11/22/2017	11/15/2030	
592643-DE-7	MET WASHINGTON DC ARPTS AUT 5 10/01/2047	2			2.B FE	2,998,500	104.7090	2,617,725	2,500,000	2,810,333	(49,304)			5.000	3.865	AO	30,903	125,000	12/05/2019	10/01/2047	
592647-FL-0	MET WASHINGTON DC ARPTS AUT 5 10/01/2037	2			1.D FE	11,476,400	106.7750	10,677,500	10,000,000	10,755,794	(144,947)			5.000	3.940	AO	123,611	500,000	06/12/2018	10/01/2037	
592647-PP-1	MET WASHINGTON DC ARPTS AUT 5 10/01/2048	2			1.D FE	5,561,495	103.7865	5,033,645	4,850,000	5,216,396	(70,427)			5.000	4.160	AO	60,625	242,500	06/01/2018	10/01/2048	
592647-KM-2	MET WASHINGTON DC ARPTS AUT 5 10/01/2046	2			1.D FE	2,486,980	106.4387	2,128,774	2,000,000	2,388,761	(45,450)			5.000	3.486	AO	25,000	100,000	10/22/2021	10/01/2046	
59333N-YR-8	MIAMI-DADE CNTY FL SPL OBLI 5 10/01/2030	2			1.E FE	12,499,100	105.7041	10,570,410	10,000,000	10,734,845	(256,099)			5.000	2.865	AO	123,611	500,000	07/15/2016	10/01/2030	
59333P-R2-6	MIAMI-DADE CNTY FL AVIATION 5 10/01/2030	2			1.E FE	1,766,709	102.9371	1,621,259	1,575,000	1,624,698	(27,196)			5.000	3.793	AO	19,469	78,750	05/24/2018	10/01/2030	
59333P-R7-5	MIAMI-DADE CNTY FL AVIATION 5 10/01/2038	2			1.E FE	12,999,280	101.5396	12,311,677	12,125,000	12,328,215	(111,110)			5.000	4.497	AO	151,563	606,250	06/30/2015	10/01/2038	
59333P-T8-1	MIAMI-DADE CNTY FL AVIATION 5 10/01/2034	2			1.E FE	3,052,250	106.2586	2,656,465	2,500,000	2,665,661	(57,457)			5.000	3.389	AO	30,903	125,000	08/04/2016	10/01/2034	
59333P-T9-9	MIAMI-DADE CNTY FL AVIATION 5 10/01/2035	2			1.E FE	2,433,820	106.1052	2,122,104	2,000,000	2,130,342	(45,174)			5.000	3.470	AO	24,722	100,000	08/04/2016	10/01/2035	
59334D-ML-5	MIAMI-DADE CNTY FL WTR & SW 4 10/01/2041	2			1.D FE	1,634,201	102.1577	1,404,668	1,375,000	1,569,410	(24,771)			4.000	2.804	AO	13,597	55,000	04/09/2021	10/01/2041	
59334D-MM-3	MIAMI-DADE CNTY FL WTR & SW 4 10/01/2042	2			1.D FE	1,183,540	102.0049	1,020,049	1,000,000	1,137,771	(17,518)			4.000	2.871	AO	9,889	40,000	04/09/2021	10/01/2042	
59334N-DX-7	MIAMI-DADE CNTY FL HLTH FAC 5 08/01/2042	2			1.F FE	2,793,350	103.2795	2,581,988	2,500,000	2,620,692	(31,202)			5.000	4.249	FA	52,083	125,000	04/12/2017	08/01/2042	
59334P-GN-1	MIAMI-DADE CNTY FL TRANSIT 5 07/01/2043	2			1.C FE	8,956,240	106.6312	8,530,496	8,000,000	8,480,760	(97,128)			5.000	4.262	JJ	198,889	400,000	09/26/2018	07/01/2043	
59335K-FB-8	MIAMI-DADE CNTY FL SEAPO 5.25 10/01/2052	2			1.G FE	1,067,880	108.7972	1,087,972	1,000,000	1,063,881	(3,999)			5.250	4.867	AO	13,125	34,854	10/19/2023	11/15/2052	
59447T-3T-8	MICHIGAN ST FIN AUTH REVENU 5 04/15/2038	2			1.D FE	3,342,510	111.4381	3,343,143	3,000,000	3,297,644	(30,296)			5.000	4.063	AO	31,250	150,000	04/29/2022	04/15/2038	
59447T-4F-7	MICHIGAN ST FIN AUTH REVENU 5 11/15/2030	2			1.G FE	780,845	102.9056	704,903	685,000	700,328	(22,453)			5.000	3.800	MN	4,281	34,250	04/15/2015	11/15/2030	
59447T-4G-5	MICHIGAN ST FIN AUTH REVENU 5 11/15/2031	2			1.G FE	1,632,269	102.9056	1,481,841	1,440,000	1,470,894	(14,650)			5.000	3.800	MN	9,000	72,000	04/15/2023	11/15/2031	
59447T-4M-2	MICHIGAN ST FIN AUTH REVENU 5 11/15/2030	2			1.G FE	2,638,915	102.9056	2,382,265	2,315,000	2,366,800	(24,574)			5.000	3.800	MN	14,469	115,750	04/15/2015	11/15/2030	
59447T-FV-0	MICHIGAN ST FIN AUTH REVENU 5 07/01/2032	2			1.D FE	2,262,400	103.4353	2,068,706	2,000,000	2,047,082	(30,030)			5.000	3.915	JJ	49,722	100,000	12/03/2015	07/01/2032	
59447T-L6-8	MICHIGAN ST FIN AUTH REVENU 4 06/01/2040	2			1.G FE	1,127,720	100.7617	1,007,617	1,000,000	1,001,079	(11,902)			4.000	3.943	JD	3,222	40,000	10/09/2020	06/01/2040	
59447T-P7-2	MICHIGAN ST FIN AUTH REVENU 4 11/01/2055	2			1.D FE	7,626,710	97.6341	6,834,387	7,000,000	7,451,777	(58,961)			4.000	3.570	MN	46,667	280,000	10/15/2020	11/01/2055	
59447T-XJ-7	MICHIGAN ST FIN AUTH REVENU 3 12/01/2049	2			1.D FE	4,287,440	76.7435	3,069,740	4,000,000	4,198,808	(31,357)			3.000	2.646	JD	10,000	120,000	02/12/2021	12/01/2049	
594615-JD-9	MICHIGAN ST BLDG DEV AUTH 3.75 06/01/2050	2			1.A	7,648,765	103.8583	6,953,313	6,695,000	6,887,512	(102,730)			5.000	3.728	AO	69,740	334,750	11/30/2020	04/15/2050	
594615-JG-2	MICHIGAN ST BLDG AUTH REVEN 5 04/15/2030	2			1.C FE	348,455	104.2238	317,883	305,000	313,772	(4,681)			5.000	3.728	AO	3,177	15,250	11/30/2020	04/15/2030	
594654-AR-6	MICHIGAN ST HSG DEV AUTH 2.2 06/01/2024	2			1.C FE	1,210,000	99.6036	1,205,204	1,210,000	1,209,949	(248)			2.200	2.210	JD	2,144	26,620	10/13/2017	06/01/2024	
594654-GD-1	MICHIGAN ST HSG DEV AUTH 3.75 06/01/2050	2			1.C FE	1,161,212	99.5130	1,059,813	1,065,000	1,120,777	(10,519)			3.750	3.209	JD	3,328	39,938	10/09/2019	06/01/2050	
59465H-UR-5	MICHIGAN ST HOSP FIN AUTH 5 12/01/2030	2			1.D FE	1,690,864	108.7061	1,521,885	1,400,000	1,524,804	(29,885)			5.000	3.066	JD	5,639	70,000	12/08/2017	12/01/2030	
59465H-US-3	MICHIGAN ST HOSP FIN AUTH 5 12/01/2031	2			1.D FE	1,984,802	108.6530	1,792,775	1,650,000	1,793,900	(34,416)			5.000	3.210	JD	6,646	82,500	12/08/2017	12/01/2031	
59465H-VU-7	MICHIGAN ST HOSP FIN AUTH 5 11/15/2047	2			1.B FE	3,408,060	106.0076	3,180,228	3,000,000	3,273,585	(37,910)			5.000	4.171	MN	19,167	150,000	03/26/2020	11/15/2	

ANNUAL STATEMENT FOR THE YEAR 2023 OF THE ZURICH AMERICAN INSURANCE COMPANY

SCHEDULE D - PART 1

Showing All Long-Term BONDS Owned December 31 of Current Year

1	2	Codes			6	7	Fair Value		10	11	Change in Book/Adjusted Carrying Value				Interest					Dates	
		3	4	5			8	9			12	13	14	15	16	17	18	19	20	21	22
CUSIP Identification	Description	C o d e	F o r e i g n	B o n d C h a r	NAIC Designation, NAIC Designation Modifier and SVO Administrative Symbol	Actual Cost	Rate Used to Obtain Fair Value	Fair Value	Par Value	Book/ Adjusted Carrying Value	Unrealized Valuation Increase/ (Decrease)	Current Year's (Amortization)/ Accretion	Current Year's Other-Than-Temporary Impairment Recognized	Total Foreign Exchange Change in Book/ Adjusted Carrying Value	Rate of	Effective Rate of	When Paid	Admitted Amount Due and Accrued	Amount Received During Year	Acquired	Stated Contractual Maturity Date
59465H-VZ-6	MICHIGAN ST HOSP FIN AUTH 5 12/01/2032			2	1.D FE	179,712	109.3016	163,952	150,000	162,792		(3,056)		5.000	3.335	JD	604	7,500		12/08/2017	12/01/2032
59465H-WA-0	MICHIGAN ST HOSP FIN AUTH 5 12/01/2032			2	1.D FE	1,497,614	108.5790	1,357,238	1,250,000	1,356,607		(25,467)		5.000	3.335	JD	5,035	62,500		12/08/2017	12/01/2032
594695-2Q-0	MICHIGAN ST TRUNK LINE 5 11/15/2033	.SD.		2	1.C FE	7,537,035	119.4343	6,568,887	5,500,000	7,093,134		(192,322)		5.000	1.650	MN	34,375	275,000		08/04/2021	11/15/2033
594695-2Z-0	MICHIGAN ST TRUNK LINE 4 11/15/2044	.SD.		2	1.C FE	11,477,285	103.4076	9,823,722	9,500,000	11,094,270		(187,821)		4.000	2.751	MN	48,556	380,000		12/16/2021	11/15/2044
594698-QM-7	MICHIGAN ST STRATEGIC FUND 5 06/30/2032			2	2.B FE	2,144,954	105.2968	2,084,877	1,980,000	2,070,269		(16,098)		5.000	4.234	JD	49,500	99,000		11/15/2018	06/30/2032
594698-QN-5	MICHIGAN ST STRATEGIC FUND 5 12/31/2032			2	2.B FE	1,136,573	105.2713	1,105,349	1,050,000	1,097,389		(8,449)		5.000	4.261	JD	26,250	52,500		11/15/2018	12/31/2032
594698-QQ-8	MICHIGAN ST STRATEGIC FUND 5 12/31/2033			2	2.B FE	2,585,448	105.1135	2,522,724	2,400,000	2,501,695		(18,106)		5.000	4.343	JD	60,000	120,000		11/15/2018	12/31/2033
59830P-DD-5	MIDWEST CITY OK MUNI AUTH I 4 04/01/2048			2	1.C FE	4,759,068	100.2758	4,612,687	4,600,000	4,671,996		(20,760)		4.000	3.821	AO	46,000	184,000		03/22/2019	04/01/2048
60528A-BL-7	MISSISSIPPI ST BUSINESS F VAR 12/01/2030			2	1.D FE	8,000,000	100.0000	8,000,000	8,000,000	8,000,151		151		2.750	4.392	MON	17,742	43,141		10/18/2023	12/01/2030
60534W-CA-4	MISSISSIPPI ST DEV BANK SPL 5 08/01/2027			2	1.D FE	3,780,270	108.4380	3,253,140	3,000,000	3,276,550		(73,226)		5.000	2.322	FA	62,083	150,000		07/22/2016	08/01/2027
605638-AM-7	MISSISSIPPI ST GAMING TAX R 5 10/15/2027	.SD.		2	1.G FE	3,883,846	103.3973	3,458,640	3,345,000	3,454,134		(58,400)		5.000	3.356	AO	34,844	167,250		09/24/2015	10/15/2027
60636A-QK-2	MISSOURI ST HLTH & EDUCNL 5 09/01/2048			2	1.G FE	2,893,800	103.2766	2,685,192	2,600,000	2,751,749		(29,350)		5.000	4.372	MS	42,972	130,000		07/12/2018	09/01/2048
60637A-FU-1	MISSOURI ST HLTH & EDUCNL 5 06/01/2027			2	1.E FE	2,947,000	100.8525	2,521,313	2,500,000	2,526,663		(63,416)		5.000	4.712	JD	10,069	125,000		11/17/2016	06/01/2027
60637A-QK-2	MISSOURI ST HLTH & EDUCNL 5 06/01/2029			2	1.E FE	4,654,640	100.8517	4,034,068	4,000,000	4,039,223		(93,397)		5.000	4.849	JD	16,111	200,000		11/17/2016	06/01/2029
60637A-HS-4	MISSOURI ST HLTH & EDUCNL 5 11/15/2039			2	1.F FE	1,123,320	102.2422	1,022,422	1,000,000	1,030,953		(15,937)		5.000	4.757	MN	6,389	50,000		11/17/2016	11/15/2039
61204K-MX-6	MONTANA ST FAC FIN AUTH REV 4 01/01/2037			2	1.B FE	7,955,632	104.2595	7,360,721	7,060,000	7,617,240		(84,864)		4.000	3.067	JJ	140,416	282,400		11/07/2019	01/01/2037
613603-GS-2	MONTGOMERY CNTY PA HGR EDU 4 05/01/2052			2	1.G FE	7,704,200	95.1367	6,659,569	7,000,000	7,589,845		(62,070)		4.000	3.478	MN	46,667	280,000		01/27/2022	05/01/2052
626207-5B-6	MUNI ELEC AUTH OF GEORGIA 4 01/01/2038			2	1.G FE	1,482,052	103.1246	1,340,620	1,300,000	1,431,951		(17,105)		4.000	2.973	JJ	25,856	52,000		10/30/2020	01/01/2038
626207-5E-0	MUNI ELEC AUTH OF GEORGIA 5 01/01/2045			2	1.G FE	1,229,250	106.1576	1,061,576	1,000,000	1,165,439		(21,473)		5.000	3.535	JJ	25,000	50,000		10/30/2020	01/01/2045
62620H-HM-7	MUNI ELEC AUTH OF GA 5 07/01/2048			2	1.E FE	2,109,000	106.6821	2,133,642	2,000,000	2,101,520		(7,480)		5.000	4.670	JJ	50,000	45,000		01/13/2023	07/01/2048
63607W-AA-2	NATIONAL FIN AUTH NH MU 4.125 01/20/2034			2	2.B FE	2,204,855	102.4405	1,928,669	1,882,721	2,125,721		(20,810)		4.125	2.690	MON	6,472	77,662		01/17/2020	01/20/2034
641279-NU-4	NEVADA ST HSG DIV SF MTGE R 4 10/01/2049			2	1.B FE	2,627,208	100.0841	2,392,010	2,390,000	2,526,760		(28,532)		4.000	3.271	AO	23,900	95,600		07/10/2019	10/01/2049
64461X-AX-3	NEW HAMPSHIRE ST HLTH & EDU 5 01/01/2033			2	1.F FE	1,756,472	100.0000	1,575,000	1,575,000	1,574,949		(30,336)		5.000	4.037	JJ	39,156	78,750		05/24/2017	01/01/2033
645424-AL-6	NEW HOPE CULTURAL EDU FACS 5 08/15/2030	.SD.		2	1.D FE	2,369,100	108.3060	2,166,120	2,000,000	2,151,431		(39,236)		5.000	3.237	FA	37,500	100,000		12/14/2017	08/15/2030
64577B-4Y-7	NEW JERSEY ST EC DEV AUTH 5.0 06/15/2032			2	1.F FE	5,308,150	110.5985	5,529,925	5,000,000	5,178,414		(31,899)		5.000	4.440	JD	11,111	250,000		11/16/2018	06/15/2032
64577B-4Z-4	NEW JERSEY ST EC DEV AUTH 5.0 06/15/2033			2	1.F FE	2,643,575	111.9168	2,797,920	2,500,000	2,583,983		(14,999)		5.000	4.509	JD	5,556	125,000		11/16/2018	06/15/2033
64577B-5A-8	NEW JERSEY ST EC DEV AUTH 5.0 06/15/2034			2	1.F FE	2,633,150	111.9164	2,797,910	2,500,000	2,578,621		(14,027)		5.000	4.570	JD	5,556	125,000		11/16/2018	06/15/2034
645780-FL-6	NEW JERSEY ST ECON DEV AU VAR 10/01/2039			2	1.E FE	2,750,000	88.8997	2,444,742	2,750,000	2,750,277		(48)		2.200	2.212	JD	4,874	60,500		12/17/2019	10/01/2039
64578J-BA-3	NEW JERSEY ST ECON DEV 3.125 07/01/2029			2	3.A FE	1,757,205	97.7310	1,734,725	1,775,000	1,734,725		1,472		3.125	3.263	JJ	27,734	55,469		06/22/2020	07/01/2029
645790-FM-3	NEW JERSEY ST HLTH CARE FAC 5 06/15/2033			2	1.D FE	2,610,653	105.7715	2,379,859	2,250,000	2,354,449		(39,552)		5.000	3.736	JJ	55,938	112,500		10/21/2016	07/01/2033
64579F-6U-2	NEW JERSEY ST HLTH CARE FAC 5 07/01/2044			2	1.D FE	1,088,620	100.6862	1,006,862	1,000,000	1,007,090		(14,007)		5.000	4.425	JJ	25,000	50,000		12/04/2015	07/01/2044
646136-3L-3	NEW JERSEY ST TRANSPRTN TRU 5 06/15/2029			2	1.F FE	895,788	104.9616	844,941	805,000	836,055		(11,932)		5.000	3.765	JD	1,677	40,250		07/18/2018	06/15/2029
646136-3Q-2	NEW JERSEY ST TRANSPRTN TRU 5 06/15/2031			2	1.F FE	891,087	105.5622	849,776	805,000	834,518		(11,327)		5.000	3.972	JD	1,677	40,250		07/18/2018	06/15/2031
646136-4A-6	NEW JERSEY ST TRANSPRTN TRU 5 12/15/2029			2	1.F FE	7,640,500	110.9785	7,768,495	7,000,000	7,349,697		(62,842)		5.000	4.014	JD	14,583	350,000		10/04/2018	12/15/2029
646136-4E-8	NEW JERSEY ST TRANSPRTN TRU 5 12/15/2033			2	1.F FE	767,996	110.0476	786,840	715,000	744,204		(5,218)		5.000	4.374	JD	1,490	35,750		10/04/2018	12/15/2033
646136-4F-5	NEW JERSEY ST TRANSPRTN TRU 5 12/15/2034			2	1.F FE	1,225,929	109.7547	1,256,691	1,145,000	1,189,691		(7,976)		5.000	4.432	JD	2,385	57,250		10/04/2018	12/15/2034
646136-4H-1	NEW JERSEY ST TRANSPRTN TRU 5 12/15/2036			2	1.F FE	506,141	108.6971	516,311	475,000	492,255		(3,074)		5.000	4.518	JD	990	23,750		10/04/2018	12/15/2036
646136-EQ-0	NEW JERSEY ST TRANSPRTN TRU 0 12/15/2027	.0.		2	1.F FE	2,060,670	88.7520	2,662,560	3,000,000	2,632,871		85,410		5.000	3.358					07/25/2016	12/15/2027
646136-U7-4	NEW JERSEY ST TRANSPRTN TRU 5 06/15/2044			2	1.F FE	1,085,770	100.6017	1,086,017	1,000,000	1,086,260		(14,058)		5.000	4.481	JD	2,222	50,000		10/20/2016	06/15/2044
646136-Y5-4	NEW JERSEY ST TRANSPRTN TRU 5 06/15/2045			2	1.F FE	1,642,365	101.5663	1,523,495	1,500,000	1,529,860		(19,853)		5.000	4.446	JD	3,333	75,000		10/13/2016	06/15/2045
646139-5B-7	NEW JERSEY ST TURNPIKE AUTH 5 01/01/2032			2	1.E FE	12,671,001	101.0891	11,175,400	11,055,000	11,150,809		(185,983)		5.000	3.836	JJ	274,840	552,750		09/04/2014	01/01/2032
646139-5W-1	NEW JERSEY ST TURNPIKE AUTH 5 01/01/2045			2	1.E FE	4,516,116	101.1610	4,152,659	4,105,000	4,165,521		(59,624)		5.000	4.373	JJ	102,625	205,250		10/23/2015	01/01/2045
646139-7M-1	NEW JERSEY ST TURNPIKE AUTH 5 01/01/2040			2	1.E FE	2,069,632	105.9607	1,880,802	1,775,000	1,903,066		(29,761)		5.000	3.890	JJ	44,375	88,750		07/19/2017	01/01/2040
64613A-AW-2	NEW JERSEY ST HSG & MTGE 3.55 04/01/2027			2	1.C FE	1,535,000	98.2663	1,508,388	1,535,000	1,535,652		(195)		3.550	3.582	AO	13,472	54,493		06/15/2018	04/01/2027
64613A-AX-0	NEW JERSEY ST HSG & MTGE 3.6 10/01/2027			2	1.C FE	3,330,0															

ANNUAL STATEMENT FOR THE YEAR 2023 OF THE ZURICH AMERICAN INSURANCE COMPANY

SCHEDULE D - PART 1

Showing All Long-Term BONDS Owned December 31 of Current Year

1	2	Codes			6	7	Fair Value		10	11	Change in Book/Adjusted Carrying Value				Interest					Dates	
		3	4	5			8	9			12	13	14	15	16	17	18	19	20	21	22
CUSIP Identification	Description	C o d e	F o r e i g n	B o n d C h a r	NAIC Designation, NAIC Designation Modifier and SVO Administrative Symbol	Actual Cost	Rate Used to Obtain Fair Value	Fair Value	Par Value	Book/ Adjusted Carrying Value	Unrealized Valuation Increase/ (Decrease)	Current Year's (Amortization)/ Accretion	Current Year's Other-Than-Temporary Impairment Recognized	Total Foreign Exchange Change in Book/ Adjusted Carrying Value	Rate of	Effective Rate of	When Paid	Admitted Amount Due and Accrued	Amount Received During Year	Acquired	Stated Contractual Maturity Date
646140-DJ-9	NEW JERSEY ST TURNPIKE AUTH 4 01/01/2042	2			1.E FE	3,572,460	101.1398	3,034,194	3,000,000	3,417,065	(55,255)			4.000	2.808	JJ	59,667	120,000		01/21/2021	01/01/2042
647201-FY-3	NEW MEXICO ST MTGE FIN AUTH 4 01/01/2050	2			1.A FE	1,873,922	100.0386	1,746,098	1,745,424	1,876,038	(29,210)			4.000	3.484	JJ	34,908	71,241		04/11/2019	07/01/2050
647201-HC-9	NEW MEXICO ST MTGE FIN A 3.75 01/01/2050	2			1.A FE	1,470,988	99.3366	1,346,011	1,355,000	1,423,125	(13,528)			3.750	3.142	JJ	25,406	50,813		07/10/2019	01/01/2050
647201-ZU-9	NEW MEXICO ST MTGE FIN AU 6.5 09/01/2054	2			1.A FE	2,263,933	112.4602	2,389,779	2,125,000	2,272,823	8,890			6.500	6.002	MS	15,347			10/20/2023	09/01/2054
647370-GU-3	NEW MEXICO ST HOSP EQUIPMEN 5 08/01/2031	2			1.D FE	1,456,797	103.1561	1,335,872	1,295,000	1,324,065	(17,541)			5.000	3.949	FA	26,799	64,750		05/08/2015	08/01/2031
647370-GV-1	NEW MEXICO ST HOSP EQUIPMEN 5 08/01/2032	2			1.D FE	2,793,103	103.3650	2,578,957	2,495,000	2,548,675	(32,371)			5.000	4.031	FA	51,633	124,750		05/08/2015	08/01/2032
647370-HX-6	NEW MEXICO ST HOSP EQUIPMEN 5 08/01/2046	2			1.C FE	6,710,700	104.0369	6,242,214	6,000,000	6,304,315	(72,937)			5.000	4.322	FA	125,000	300,000		05/05/2017	08/01/2046
64763K-AG-3	NEW ORLEANS LA AVIATION BRD 5 10/01/2043	2			1.E FE	1,125,563	105.0130	1,076,383	1,025,000	1,077,800	(10,015)			5.000	4.371	AO	12,813	51,250		09/28/2018	10/01/2043
64763K-AJ-7	NEW ORLEANS LA AVIATION BRD 5 10/01/2048	2			1.E FE	1,242,405	104.2896	1,183,687	1,135,000	1,191,457	(10,699)			5.000	4.457	AO	14,188	56,750		09/26/2018	10/01/2048
649519-EM-3	NEW YORK ST LIBERTY DEV COR 4 02/15/2043	2			1.D FE	6,399,415	100.8529	5,546,910	5,500,000	6,190,200	(105,594)			4.000	2.975	FA	82,500	220,000		12/15/2021	02/15/2043
64966H-ED-5	NEW YORK CITY NY HSG DEV 2.8 02/01/2050	2			1.C FE	6,857,800	70.7920	7,079,200	10,000,000	6,881,464	23,664			2.800	5.023	FA	116,667			08/07/2023	02/01/2050
64971P-LK-9	NEW YORK CITY NY INDL DEV A 3 01/01/2046	2			1.E FE	3,195,030	79.7920	2,393,760	3,000,000	3,144,467	(18,926)			3.000	2.632	JJ	45,000	90,000		02/11/2021	01/01/2046
64971W-MZ-3	NEW YORK CITY NY TRANSITION 5 05/01/2035	2			1.A FE	9,699,945	106.1040	9,018,840	8,500,000	8,833,177	(135,313)			5.000	3.952	MN	69,653	425,000		12/14/2016	05/01/2035
64971X-8E-1	NEW YORK CITY NY TRANSITION 5 05/01/2044	2			1.A FE	2,218,200	113.1860	2,263,720	2,000,000	2,211,505	(6,695)			5.000	4.251	MN	16,389	26,111		07/20/2023	05/01/2044
64971X-LJ-5	NEW YORK CITY NY TRANSITION 4 05/01/2041	2			1.A FE	3,262,694	101.6928	2,944,007	2,895,000	3,133,037	(41,416)			4.000	3.180	MN	18,978	115,800		10/14/2020	05/01/2041
64971X-US-5	NEW YORK CITY NY TRANSITION 5 02/01/2043	2			1.A FE	3,361,870	112.3385	3,274,667	2,915,000	3,294,235	(40,604)			5.000	3.954	FA	60,324	145,750		03/31/2022	02/01/2043
64971X-UG-1	NEW YORK CITY NY TRANSITION 4 05/01/2044	2			1.A FE	3,013,633	101.0631	2,678,172	2,650,000	2,906,855	(34,127)			4.000	3.193	MN	17,372	106,000		10/14/2020	05/01/2044
64972G-UH-5	NEW YORK CITY NY MUNI WTR F 5 06/15/2049	2			1.B FE	7,895,928	106.9139	6,676,773	6,245,000	7,245,324	(156,034)			5.000	3.585	JD	312,250	312,250		09/06/2019	06/15/2049
64972G-XY-5	NEW YORK CITY NY MUNI WTR F 4 06/15/2043	2			1.B FE	5,594,891	102.9457	4,833,301	4,695,000	5,399,930	(94,687)			4.000	2.827	JD	101,725	93,900		12/02/2021	06/15/2043
64972H-IU-2	NEW YORK CITY NY TRANSITION 5 07/15/2030	2			1.C FE	3,463,890	103.8191	3,114,573	3,000,000	3,081,663	(50,895)			5.000	3.655	JJ	68,750	150,000		06/18/2015	07/15/2030
64972H-ZZ-1	NEW YORK CITY NY TRANSITION 5 07/15/2037	2			1.C FE	4,466,160	109.0980	4,363,920	4,000,000	4,239,079	(47,835)			5.000	4.143	JJ	91,667	200,000		10/18/2018	07/15/2037
64985T-AN-1	NEW YORK ST URBAN DEV CORP 4 03/15/2043	2			1.B FE	2,524,815	101.5410	2,284,673	2,250,000	2,417,459	(26,956)			4.000	3.277	MS	26,250	90,000		10/25/2019	03/15/2043
64985T-CE-9	NEW YORK ST URBAN DEV CORP 5 03/15/2033	2			1.B FE	23,435,191	119.1834	21,059,707	17,670,000	22,232,699	(555,680)			5.000	1.827	MS	257,688	883,500		10/15/2021	03/15/2033
64986D-KP-9	NEW YORK ST ENVRNMTL FACS 4 06/15/2045	2			1.A FE	2,585,115	101.8301	2,291,177	2,250,000	2,457,746	(35,497)			4.000	3.120	JD	4,000	90,000		03/30/2020	06/15/2045
64989K-LF-1	NEW YORK ST PWIR AUTH REVENU 4 11/15/2055	2			1.C FE	4,409,068	100.0748	4,138,093	4,135,000	4,322,072	(26,134)			4.000	3.689	MN	21,134	165,400		04/30/2020	11/15/2055
64990A-KK-0	NEW YORK ST DORM AUTH SALES 4 03/15/2045	2			1.B FE	3,648,015	100.7821	3,527,374	3,500,000	3,571,540	(15,567)			4.000	3.783	MS	40,833	140,000		07/12/2018	03/15/2045
64990F-KJ-1	NEW YORK ST DORM AUTH ST PE 3 03/15/2045	2			1.B FE	11,338,401	106.9728	10,697,280	10,000,000	10,706,867	(136,744)			5.000	4.190	MS	147,222	500,000		01/29/2019	03/15/2045
64990F-LE-2	NEW YORK ST DORM AUTH ST PE 5 03/15/2047	2			1.B FE	7,234,560	107.1302	6,427,812	6,000,000	6,701,738	(124,371)			5.000	3.830	MS	87,500	300,000		06/21/2019	03/15/2047
64990F-PR-9	NEW YORK ST DORM AUTH ST PE 4 02/15/2038	2			1.B FE	5,514,750	104.2124	5,210,620	5,000,000	5,335,409	(49,569)			4.000	3.262	FA	75,000	200,000		03/25/2020	02/15/2038
64990F-PV-0	NEW YORK ST DORM AUTH ST PE 4 02/15/2047	2			1.B FE	6,737,160	101.1583	6,069,498	6,000,000	6,472,688	(70,443)			4.000	3.297	FA	90,667	240,000		12/19/2019	02/15/2047
64990F-X3-3	NEW YORK ST DORM AUTH ST PE 4 03/15/2042	2			1.B FE	14,924,980	103.3606	14,470,484	14,000,000	14,791,371	(83,111)			4.000	3.566	MS	163,333	560,000		03/16/2022	03/15/2042
64990G-A8-5	NEW YORK ST DORM AUTH REVEN 5 10/01/2050	2			1.A FE	13,710,395	122.7830	10,786,487	8,785,000	13,273,045	(121,552)			5.000	2.463	AO	108,592	439,250		04/21/2020	10/01/2050
64990G-SK-9	NEW YORK ST DORM AUTH REVEN 5 07/01/2035	2			1.C FE	4,045,050	126.5987	3,797,961	3,000,000	3,821,012	(61,771)			5.000	2.292	AJ	74,583	150,000		04/03/2020	07/01/2035
64990G-SL-7	NEW YORK ST DORM AUTH REVEN 5 07/01/2036	2			1.C FE	4,485,129	126.5876	4,177,391	3,300,000	4,250,385	(64,768)			5.000	2.343	JJ	82,042	165,000		04/03/2020	07/01/2036
650009-F9-9	NEW YORK ST THRUWAY AUTH 5 01/01/2028	2			1.F FE	1,787,106	102.2765	1,523,920	1,490,000	1,529,648	(38,734)			5.000	4.315	JJ	37,043	74,500		11/17/2016	01/01/2028
650009-G4-9	NEW YORK ST THRUWAY AUTH 5 01/01/2031	2			1.F FE	9,330,501	102.1240	8,384,380	8,210,000	8,346,516	(132,450)			5.000	3.823	JJ	204,110	410,500		07/07/2015	01/01/2031
650009-S6-1	NEW YORK ST THRUWAY AUTH 3.5 01/01/2042	2			1.F FE	4,345,862	85.5831	4,634,325	5,415,000	4,359,740	13,877			3.500	5.482	JJ	94,763			09/12/2023	01/01/2042
65000X-AS-9	NEW YORK ST PWIR AUTH GREEN 4 11/15/2040	2			1.D FE	3,539,169	102.5397	3,419,699	3,335,000	3,511,331	(19,453)			4.000	3.578	MN	16,675	133,400		04/06/2022	11/15/2040
65000X-AT-7	NEW YORK ST PWIR AUTH GREEN 4 11/15/2041	2			1.D FE	3,091,008	103.2212	3,008,898	2,915,000	3,067,075	(16,771)			4.000	3.600	MN	14,575	116,600		04/06/2022	11/15/2041
65000X-AU-4	NEW YORK ST PWIR AUTH GREEN 4 11/15/2042	2			1.D FE	1,762,719	101.2831	1,686,364	1,665,000	1,749,507	(9,312)			4.000	3.625	MN	8,325	66,600		04/06/2022	11/15/2042
65000X-BN-9	NEW YORK ST PWIR AUTH GRE 5.25 11/15/2039	2			1.D FE	426,260	116.4916	465,966	400,000	427,054	794			5.250	4.717	MN	2,567			10/25/2023	11/15/2039
650010-BY-6	NEW YORK ST THRUWAY AUTH GE 5 01/01/2036	2			1.G FE	4,827,200	110.4970	4,419,880	4,000,000	4,539,323	(82,139)			5.000	3.322	JJ	99,444	200,000		05/15/2020	01/01/2036
650036-C6-9	NEW YORK ST URBAN DEV CORP 4 03/15/2045	2			1.B FE	11,857,200	101.8701	10,187,010	10,000,000	11,272,242	(175,878)			4.000	2.956	MS	116,667	400,000		08/04/2020	03/15/2045
650036-CK-0	NEW YORK ST URBAN DEV CORP 4 03/15/2049	2			1.B FE	4,333,701	100.8024	3,759,930	3,730,000	4,145,071	(56,859)			4.000	3.163	MS	43,517	149,200		07/17/2020	03/15/2049
650116-DP-8	NEW YORK ST TRANSPRTN DEV C 5 12/01/2034	2			2.A FE	422,949	108.3005														

ANNUAL STATEMENT FOR THE YEAR 2023 OF THE ZURICH AMERICAN INSURANCE COMPANY

SCHEDULE D - PART 1

Showing All Long-Term BONDS Owned December 31 of Current Year

1	2	Codes			6	7	Fair Value		10	11	Change in Book/Adjusted Carrying Value				Interest					Dates	
		3	4	5			8	9			12	13	14	15	16	17	18	19	20	21	22
CUSIP Identification	Description	C o d e	F o r e i g n	B o n d C h a r	NAIC Designation, NAIC Designation Modifier and SVO Administrative Symbol	Actual Cost	Rate Used to Obtain Fair Value	Fair Value	Par Value	Book/ Adjusted Carrying Value	Unrealized Valuation Increase/ (Decrease)	Current Year's (Amortization)/ Accretion	Current Year's Other-Than-Temporary Impairment Recognized	Total Foreign Exchange Change in Book/ Adjusted Carrying Value	Rate of	Effective Rate of	When Paid	Admitted Amount Due and Accrued	Amount Received During Year	Acquired	Stated Contractual Maturity Date
650116-DR-4	NEW YORK ST TRANSPRTN DEV C 5 12/01/2036	2			2.A FE	1,130,322	106.6914	986,895	925,000	1,072,654	(19,349)			5,000	3.240	JD		3,726	46,250	11/25/2020	12/01/2036
650116-EQ-5	NEW YORK ST TRANSPRTN DEV C 5 12/01/2035	2			2.A FE	2,456,185	111.3231	2,142,970	1,925,000	2,305,048	(50,874)			5,000	2.757	JD		7,753	96,250	12/10/2020	12/01/2035
650116-ET-9	NEW YORK ST TRANSPRTN DEV C 5 12/01/2038	2			2.A FE	2,222,010	108.5943	1,900,400	1,750,000	2,088,015	(45,140)			5,000	3.063	JD		7,049	87,500	12/10/2020	12/01/2038
650116-FH-4	NEW YORK ST TRANSPRTN DEV C 5 12/01/2033	2			2.A FE	4,228,520	112.7625	4,510,500	4,000,000	4,200,579	(18,114)			5,000	4.409	JD		16,111	200,000	06/10/2022	12/01/2033
650116-FJ-0	NEW YORK ST TRANSPRTN DEV C 5 12/01/2034	2			2.A FE	2,502,941	110.1032	2,592,930	2,355,000	2,484,774	(11,757)			5,000	4.389	JD		9,485	117,750	06/09/2022	12/01/2034
650116-FK-7	NEW YORK ST TRANSPRTN DEV C 5 12/01/2035	2			2.A FE	1,675,845	109.2138	1,638,207	1,500,000	1,681,895	(14,174)			5,000	3.922	JD		6,042	75,000	04/06/2022	12/01/2035
650116-FR-2	NEW YORK ST TRANSPRTN DEV C 5 12/01/2041	2			2.A FE	1,747,872	105.8098	1,671,795	1,580,000	1,725,053	(13,457)			5,000	4.244	JD		6,364	79,000	04/08/2022	12/01/2041
65037R-CK-4	NEWARK NJ HSG AUTH PORT NEW 5 01/01/2032	2			2.B FE	1,717,943	110.2656	1,538,205	1,395,000	1,562,733	(22,927)			5,000	2.984	JJ		34,875	69,750	07/28/2016	01/01/2032
65821D-SH-5	NORTH CAROLINA ST MED CARE 5 06/01/2031	2			1.F FE	1,384,639	102.7313	1,253,322	1,220,000	1,247,882	(18,980)			5,000	3.836	JD		4,914	61,000	12/04/2015	06/01/2031
65821D-SJ-1	NORTH CAROLINA ST MED CARE 5 06/01/2032	2			1.F FE	5,668,750	102.9505	5,147,525	5,000,000	5,109,827	(74,728)			5,000	3.922	JD		20,139	250,000	03/17/2015	06/01/2032
65821D-SN-2	NORTH CAROLINA ST MED CARE 5 06/01/2045	2			1.F FE	1,113,770	100.7078	1,007,078	1,000,000	1,022,662	(15,514)			5,000	4.291	JD		4,167	50,000	12/04/2015	06/01/2045
65830R-CT-4	NORTH CAROLINA ST TURNPIKE 5 01/01/2049	2			2.A FE	3,014,850	105.9074	2,647,685	2,500,000	2,827,036	(49,784)			5,000	3.816	JJ		62,500	125,000	11/21/2019	01/01/2049
65887P-SX-4	NORTH DAKOTA ST PUBLIC FIN 5 06/01/2036	2			1.D FE	1,590,535	103.2715	1,435,474	1,390,000	1,426,909	(25,174)			5,000	4.770	JD		5,599	69,500	11/17/2016	06/01/2036
658909-VB-9	NORTH DAKOTA ST HSG FIN AGY 4 01/01/2050	2			1.B FE	3,332,491	100.0476	3,036,445	3,035,000	3,238,395	(24,009)			4,000	3.468	JJ		60,700	121,400	05/22/2019	01/01/2050
66285W-J9-8	N TX TOLLWAY AUTH REVENUE 5 01/01/2040	2			1.D FE	10,724,400	112.6048	11,260,480	10,000,000	10,669,824	(69,811)			5,000	4.443	JJ		248,611	361,111	09/15/2022	01/01/2040
66285W-NM-4	N TX TOLLWAY AUTH REVENUE 5 01/01/2035	2			1.E FE	3,346,020	101.5218	3,045,654	3,000,000	3,042,476	(41,166)			5,000	4.138	JJ		74,583	150,000	04/09/2015	01/01/2035
66285W-UJ-0	N TX TOLLWAY AUTH REVENUE 5 01/01/2043	2			1.D FE	4,628,000	105.8996	4,235,984	4,000,000	4,273,793	(63,495)			5,000	4.044	JJ		100,000	200,000	11/12/2019	01/01/2043
66285W-XM-3	N TX TOLLWAY AUTH REVENUE 5 01/01/2043	2			1.E FE	875,390	103.7328	798,743	770,000	808,306	(12,057)			5,000	4.163	JJ		19,250	38,500	11/12/2019	01/01/2043
66285W-YA-8	N TX TOLLWAY AUTH REVENUE 4 25 01/01/2049	2			1.E FE	1,975,240	100.4312	2,008,624	2,000,000	1,975,700	460			4,250	4.376	JJ		42,264	42,500	04/25/2023	01/01/2049
67756Q-ZW-0	OHIO ST HSG FIN AGY RSDL 4.5 03/01/2050	2			1.A FE	1,153,765	100.6250	1,036,438	1,030,000	1,100,263	(14,818)			4,500	3.608	MS		15,450	46,350	06/26/2019	03/01/2050
67759Y-AQ-0	OHIO ST PRIVATE ACTIVITY RE 5 06/30/2053	2			1.G FE	1,707,939	100.0262	1,525,400	1,525,000	1,576,389	(33,272)			5,000	4.356	JD		38,337	76,250	01/08/2020	06/30/2053
677704-D4-7	OHIO UNIV GEN RECPTS ATHENS 5 12/01/2044	2			1.E FE	1,119,970	104.1774	1,041,774	1,000,000	1,045,829	(12,400)			5,000	4.304	JD		4,028	50,000	02/08/2017	12/01/2044
679075-AW-1	OKLAHOMA ST CAPITOL IMPT AU 4 07/01/2045	2			1.D FE	6,782,482	100.5553	6,324,928	6,290,000	6,581,487	(48,117)			4,000	3.540	JJ		125,800	251,600	05/08/2019	07/01/2045
67910H-PW-4	OKLAHOMA ST MUNI PIWR AUTH 5 01/01/2032	2			1.F FE	1,215,180	104.5848	1,045,848	1,000,000	1,051,715	(24,962)			5,000	3.229	JJ		24,861	50,000	08/04/2016	01/01/2032
67910H-PY-0	OKLAHOMA ST MUNI PIWR AUTH 5 01/01/2034	2			1.F FE	1,205,970	104.5900	1,045,900	1,000,000	1,049,749	(23,980)			5,000	3.438	JJ		24,861	50,000	08/04/2016	01/01/2034
682001-FH-0	OMAHA NE PUBLIC PIWR DIST EL 4 02/01/2036	SD			1.C FE	4,469,808	102.7338	4,083,669	3,975,000	4,095,806	(55,900)			4,000	3.163	FA		65,808	159,000	08/03/2016	02/01/2036
68428T-BY-2	ORANGE CNTY CA SANTIN DIST W 5 02/01/2037	2			1.A FE	1,190,060	101.6303	1,016,303	1,000,000	1,015,642	(26,243)			5,000	4.895	FA		20,694	50,000	11/17/2016	02/01/2037
68450L-CY-9	ORANGE CNTY FL HLTH FAGS AU 5 08/01/2034	2			1.G FE	2,214,260	100.3868	2,007,736	2,000,000	2,019,435	(33,176)			5,000	4.920	FA		41,667	100,000	11/17/2016	08/01/2034
68450L-GQ-2	ORANGE CNTY FL HLTH FAGS AU 4 10/01/2052	2			2.E FE	11,042,300	95.8804	9,588,040	10,000,000	10,873,441	(92,993)			4,000	3.454	AO		100,000	400,000	02/09/2022	10/01/2052
686499-BS-2	ORLANDO FL TOURIST DEV TAX 5 11/01/2027	2			2.B FE	1,464,192	108.6974	1,304,369	1,200,000	1,308,661	(26,672)			5,000	2.546	MN		8,833	60,000	08/04/2017	11/01/2027
696583-ER-0	PALM BEACH FL REVENUE 5 01/01/2032	2			1.A FE	2,574,619	107.7800	2,236,435	2,075,000	2,233,710	(50,562)			5,000	3.038	JJ		51,587	103,750	10/04/2016	01/01/2032
70342P-AK-0	PATRIOTS ENERGY GROUP FIN VAR 10/01/2048	2			1.D FE	1,484,800	99.9973	1,449,961	1,450,000	1,451,037	(19,721)			4,000	3.891	FA		24,006	58,000	04/07/2022	10/01/2048
708686-EJ-5	PENNSYLVANIA ST ECON DEV 3.1 11/01/2038	2			1.G FE	3,025,000	95.2747	2,579,560	3,025,000	3,030,011	(788)			3,100	3.124	MN		15,369	93,775	09/06/2019	07/15/2038
70868Y-AS-8	PENNSYLVANIA ST ECON DEV 5.5 06/30/2041	2			2.C FE	5,531,033	109.6425	5,756,231	5,250,000	5,512,733	(22,769)			5,500	5.111	JD		145,177	150,792	12/14/2022	06/30/2041
70879Q-UM-3	PENNSYLVANIA ST HSG FIN 6.25 10/01/2053	2			1.B FE	5,248,500	110.7216	5,536,080	5,000,000	5,273,141	24,641			6,250	5.978	AO		26,910		10/25/2023	10/01/2053
709222-DQ-3	PENNSYLVANIA ST TURNPIKE 5.25 07/15/2030	SD			1.E FE	5,403,040	117.6121	5,180,813	4,405,000	4,855,042	(60,237)			5,250	3.490	JJ		105,995	231,263	04/11/2013	07/15/2030
709222-DR-1	PENNSYLVANIA ST TURNPIKE 5.25 07/15/2030	SD			1.E FE	4,164,206	116.4025	3,951,865	3,395,000	3,741,855	(46,426)			5,250	3.490	JJ		81,692	178,238	04/11/2013	07/15/2030
709224-KX-6	PENNSYLVANIA ST TURNPIKE CO 5 12/01/2045	2			2.D FE	2,875,057	102.5050	2,685,631	2,620,000	2,687,235	(33,467)			5,000	4.423	JD		10,917	131,000	04/06/2017	12/01/2045
709224-P7-8	PENNSYLVANIA ST TURNPIKE CO 4 12/01/2049	2			1.F FE	2,750,675	100.1619	2,504,048	2,500,000	2,669,283	(26,102)			4,000	3.453	JD		8,333	100,000	10/13/2020	12/01/2049
709224-QF-9	PENNSYLVANIA ST TURNPIKE CO 5 12/01/2041	2			1.D FE	6,772,399	103.8977	6,114,380	5,885,000	6,153,979	(105,981)			5,000	4.037	JD		24,521	294,250	11/04/2016	12/01/2041
709225-EV-4	PENNSYLVANIA ST TURNPIKE CO 4 12/01/2051	2			2.D FE	2,356,100	100.4896	2,009,792	2,000,000	2,287,481	(33,176)			4,000	3.075	JD		6,667	80,000	11/10/2021	12/01/2051
709225-HC-3	PENNSYLVANIA ST TURNPIKE CO 5 12/01/2040	2			1.F FE	1,076,120	112.6101	1,126,101	1,000,000	1,072,098	(4,022)			5,000	4.425	JD		4,028	35,417	03/08/2023	12/01/2040
709225-JA-5	PENNSYLVANIA ST TURNPIKE CO 5 12/01/2048	2			1.D FE	10,497,800	110.4615	11,046,150	10,000,000	10,500,407	2,607			5,000	4.706	JD		41,667	116,667	08/23/2023	12/01/2048
709235-YB-5	PENNSYLVANIA ST UNIV 4 09/01/2036	2			1.C FE	1,671,495	101.9293	1,528,940	1,500,000	1,549,700	(17,741)			4,000	3.251	MS		19,833	60,000	06/08/2016	09/01/2036
717817-TN-0	PHILADELPHIA PA ARPT REVENUE 5 07/01/2042	2			1.F FE	1,751,115															

ANNUAL STATEMENT FOR THE YEAR 2023 OF THE ZURICH AMERICAN INSURANCE COMPANY

SCHEDULE D - PART 1

Showing All Long-Term BONDS Owned December 31 of Current Year

1	2	Codes			6	7	Fair Value		10	11	Change in Book/Adjusted Carrying Value				Interest					Dates	
		3	4	5			8	9			12	13	14	15	16	17	18	19	20	21	22
CUSIP Identification	Description	C o d e	F o r e i g n	B o n d C h a r	NAIC Designation, NAIC Designation Modifier and SVO Administrative Symbol	Actual Cost	Rate Used to Obtain Fair Value	Fair Value	Par Value	Book/ Adjusted Carrying Value	Unrealized Valuation Increase/ (Decrease)	Current Year's (Amor-tization)/ Accretion	Current Year's Other-Than-Temporary Impairment Recognized	Total Foreign Exchange Change in Book/ Adjusted Carrying Value	Rate of	Effective Rate of	When Paid	Admitted Amount Due and Accrued	Amount Received During Year	Acquired	Stated Contractual Maturity Date
717817-UM-0	PHILADELPHIA PA ARPT REVENU 5 07/01/2047			2	..1.F FE	7,695,444	102.0212	7,228,202	7,085,000	7,353,599	(70,618)			5.000	4.495	JJ	177,125	354,250	10/02/2018	07/01/2047	
71781X-B0-5	PHILADELPHIA PA AUTH FOR IN 4 05/01/2032			2	..1.D FE	1,006,614	102.4551	922,096	900,000	928,384	(11,648)			4.000	3.068	MN	5,900	36,000	08/03/2016	05/01/2032	
71781X-BR-3	PHILADELPHIA PA AUTH FOR IN 4 05/01/2033			2	..1.D FE	2,055,182	102.2325	1,886,190	1,845,000	1,901,078	(22,996)			4.000	3.143	MN	12,095	73,800	08/03/2016	05/01/2033	
71781X-BS-1	PHILADELPHIA PA AUTH FOR IN 4 05/01/2034			2	..1.D FE	2,085,691	102.0515	1,918,568	1,880,000	1,935,000	(22,536)			4.000	3.211	MN	12,324	75,200	08/03/2016	05/01/2034	
717893-E7-2	PHILADELPHIA PA WTR & WSTWIT 5 11/01/2029			2	..1.E FE	7,723,124	109.4439	6,949,688	6,350,000	6,910,327	(137,342)			5.000	2.909	MN	52,035	317,500	07/26/2017	11/01/2029	
717901-AP-7	PHILADELPHIA PA AUTH FOR IN 5 07/01/2042			2	..1.C FE	2,803,200	101.0287	2,525,718	2,500,000	2,523,928	(47,207)			5.000	4.216	JJ	62,500	125,000	12/04/2015	07/01/2042	
71883M-NV-2	PHOENIX AZ CIVIC IMPT CORP 5 07/01/2048			2	..1.D FE	4,345,800	103.0820	4,123,280	4,000,000	4,184,841	(37,186)			5.000	4.505	JJ	100,000	200,000	10/26/2018	07/01/2048	
71883R-PC-1	PHOENIX AZ CIVIC IMPT CORP 5 07/01/2028	..SD		2	..1.C FE	16,753,520	106.1971	14,867,594	14,000,000	14,804,069	(306,874)			5.000	2.984	JJ	348,056	700,000	12/14/2016	07/01/2028	
71883R-PD-9	PHOENIX AZ CIVIC IMPT CORP 5 07/01/2029			2	..1.C FE	2,020,246	106.2773	1,806,714	1,700,000	1,793,999	(35,821)			5.000	3.183	JJ	42,264	85,000	12/09/2016	07/01/2029	
722021-CD-2	PINAL CNTY AZ ELEC DIST #3 5 07/01/2033			2	..1.E FE	2,344,960	105.7462	2,114,924	2,000,000	2,100,785	(38,273)			5.000	3.643	JJ	49,722	100,000	10/14/2016	07/01/2033	
722021-CF-7	PINAL CNTY AZ ELEC DIST #3 5 07/01/2035			2	..1.E FE	1,166,090	105.5436	1,055,436	1,000,000	1,048,684	(18,465)			5.000	3.787	JJ	24,861	50,000	10/14/2016	07/01/2035	
725304-WF-2	PITTSBURGH PA WTR & SWR AUT 4 09/01/2050			2	..1.E FE	2,878,650	97.8105	2,445,263	2,500,000	2,769,640	(37,145)			4.000	3.201	MS	33,333	100,000	11/13/2020	09/01/2050	
732692-DE-5	PONTOTOC CNTY OK EDUCNL FA 4 09/01/2040			2	..2.A FE	1,142,520	94.6213	946,213	1,000,000	1,115,345	(13,592)			4.000	2.962	MS	13,333	40,000	12/08/2021	09/01/2040	
73358W-R9-7	PORT AUTH OF NEW YORK & NEW 5 09/15/2029			2	..1.D FE	2,922,075	107.1605	2,679,013	2,500,000	2,694,970	(42,863)			5.000	3.240	MS	36,458	125,000	04/27/2018	09/15/2029	
73358W-YG-3	PORT AUTH OF NEW YORK & NEW 5 10/15/2031			2	..1.D FE	10,574,355	103.2856	9,812,132	9,500,000	9,794,828	(157,588)			5.000	3.926	AO	98,958	475,000	09/17/2018	10/15/2031	
73358W-ZH-0	PORT AUTH OF NEW YORK & NEW 5 10/15/2041	..SD		2	..1.D FE	11,345,100	103.0489	10,304,890	10,000,000	10,313,708	(168,545)			5.000	4.094	AO	105,556	500,000	10/09/2015	10/15/2041	
73358X-GM-8	PORT AUTH OF NEW YORK & NEW 5 08/01/2047			2	..1.D FE	1,047,770	108.4968	1,084,968	1,000,000	1,043,079	(4,061)			5.250	4.961	FA	21,875	45,208	09/16/2022	08/01/2047	
734262-GV-4	PORT HOUSTON TX AUTH 5 10/01/2048			2	..1.D FE	6,304,887	111.0899	6,559,859	5,900,000	6,307,379	(2,271,333)			5.000	4.576	AO	73,813	25,424	08/09/2023	10/01/2048	
73474T-AT-7	PORT OF MORROW OR TRANS 2.543 09/01/2040			1	..1.C FE	4,011,825	74.9453	4,219,420	5,630,000	4,031,917	20,091			2.543	5.363	MS	47,724		09/14/2023	09/01/2040	
735389-V6-2	PORT OF SEATTLE WA REVENUE 5 08/01/2040			2	..1.D FE	3,922,183	108.6764	3,836,277	3,530,000	3,878,332	(34,049)			5.000	4.161	FA	73,051	171,597	08/03/2022	08/01/2040	
735389-V7-0	PORT OF SEATTLE WA REVENUE 5 08/01/2041			2	..1.D FE	2,320,374	108.1587	2,271,333	2,100,000	2,295,921	(19,089)			5.000	4.236	FA	43,458	102,083	08/03/2022	08/01/2041	
735389-V8-8	PORT OF SEATTLE WA REVENUE 5 08/01/2042			2	..1.D FE	4,299,009	108.1404	4,217,476	3,900,000	4,254,886	(34,528)			5.000	4.280	FA	80,708	189,583	08/03/2022	08/01/2042	
735389-WH-7	PORT OF SEATTLE WA REVENUE 5 04/01/2029			2	..1.D FE	2,206,740	101.2334	2,024,668	2,000,000	2,019,686	(25,466)			5.000	4.010	AO	24,722	100,000	07/22/2015	04/01/2029	
735389-WJ-3	PORT OF SEATTLE WA REVENUE 5 04/01/2030			2	..1.D FE	2,198,580	101.2368	2,024,736	2,000,000	2,018,928	(24,481)			5.000	4.093	AO	24,722	100,000	07/22/2015	04/01/2030	
736742-XX-0	PORTLAND OR SWR SYS REVENUE 5 06/15/2027	..SD		2	..1.B FE	7,270,554	106.1253	6,372,824	6,005,000	6,360,811	(138,679)			5.000	2.702	JD	12,510	300,250	12/07/2016	06/15/2027	
74265L-M8-8	PRIV CLGS & UNIVS AUTH GA 4 10/01/2038			2	..1.C FE	2,446,973	102.0949	2,266,507	2,220,000	2,292,695	(25,097)			4.000	3.368	AO	21,953	88,800	09/21/2016	10/01/2038	
743940-CI-6	PROVIDENCE RI REDEV AGY REV 5 04/01/2025			2	..1.E FE	2,249,025	101.7180	1,942,814	1,910,000	1,969,153	(45,975)			5.000	2.483	AO	23,610	95,500	06/28/2017	04/01/2025	
743940-CX-4	PROVIDENCE RI REDEV AGY REV 5 04/01/2026			2	..1.E FE	2,038,750	101.7371	1,780,399	1,750,000	1,800,628	(39,284)			5.000	2.874	AO	21,632	87,500	06/28/2017	04/01/2026	
74442C-CX-0	PUBLIC FIN AUTH WI HOSP REV 4 06/01/2037			2	..1.F FE	4,593,720	99.4528	3,978,112	4,000,000	4,409,658	(58,717)			4.000	2.894	JD	12,889	160,000	09/24/2020	06/01/2037	
74442C-DB-7	PUBLIC FIN AUTH WI HOSP REV 4 06/01/2045			2	..1.F FE	8,426,250	94.7784	7,108,380	7,500,000	8,141,418	(91,164)			4.000	3.250	JD	25,000	300,000	09/24/2020	06/01/2045	
75076P-AZ-8	RAILSPLITTER IL TOBACCO SET 5 06/01/2027			2	..1.F FE	2,873,850	105.3696	2,634,240	2,500,000	2,617,354	(46,142)			5.000	3.179	JD	10,069	125,000	12/21/2017	06/01/2027	
759136-TG-9	REGL TRANSPRTN DIST CO SALE 5 11/01/2036			2	..1.C FE	2,984,525	106.8239	2,670,598	2,500,000	2,652,750	(51,206)			5.000	3.659	MN	20,486	125,000	10/28/2016	11/01/2036	
759136-UP-7	REGL TRANSPRTN DIST CO SALE 5 11/01/2034			2	..1.C FE	5,740,755	109.4840	5,200,490	4,750,000	5,161,307	(100,712)			5.000	3.421	MN	38,924	237,500	06/07/2017	11/01/2034	
759151-B0-5	REGL CO TRANSPRTN DIST PRIV 4 07/15/2034			2	..2.A FE	2,393,560	103.6450	2,072,900	2,000,000	2,283,800	(37,447)			4.000	2.290	JJ	36,889	80,000	12/02/2020	07/15/2034	
759151-BR-3	REGL CO TRANSPRTN DIST PRIV 4 07/15/2035			2	..2.A FE	1,192,730	102.9944	1,029,944	1,000,000	1,139,083	(18,322)			4.000	2.414	JJ	18,444	40,000	12/02/2020	07/15/2035	
759151-BS-1	REGL CO TRANSPRTN DIST PRIV 4 07/15/2036			2	..2.A FE	594,345	102.1925	510,963	500,000	568,135	(8,962)			4.000	2.512	JJ	9,222	20,000	12/02/2020	07/15/2036	
786107-RI-4	SACRAMENTO CNTY CA ARPT SYS 5 07/01/2037			2	..1.F FE	3,431,520	106.1199	3,183,597	3,000,000	3,210,823	(42,847)			5.000	3.962	JJ	74,583	150,000	04/20/2018	07/01/2037	
786107-RX-2	SACRAMENTO CNTY CA ARPT SYS 5 07/01/2038			2	..1.F FE	2,857,300	105.0286	2,625,715	2,500,000	2,674,619	(35,480)			5.000	4.002	JJ	62,153	125,000	04/20/2018	07/01/2038	
786107-RY-0	SACRAMENTO CNTY CA ARPT SYS 5 07/01/2039			2	..1.F FE	1,712,985	105.4790	1,582,185	1,500,000	1,604,124	(21,151)			5.000	4.038	JJ	37,292	75,000	04/20/2018	07/01/2039	
79467B-AK-1	SALES TAX SECURITIZATION CO 5 01/01/2029			2	..1.B FE	2,294,940	108.5289	2,170,578	2,000,000	2,130,905	(30,232)			5.000	3.394	JJ	49,722	100,000	02/20/2018	01/01/2029	
79467B-CC-7	SALES TAX SECURITIZATION CO 5 01/01/2033			2	..1.B FE	10,987,600	110.3494	11,034,940	10,000,000	10,547,474	(97,786)			5.000	4.111	JJ	248,611	500,000	11/16/2018	01/01/2033	
795576-FY-8	SALT LAKE CITY UT ARPT REV SER A 5 07/01/2047	..SD		2	..1.E FE	6,602,180	102.3460	6,089,587	5,950,000	6,270,962	(85,202)			5.000	4.354	JJ	148,750	297,500	08/09/2018	07/01/2047	
795576-HM-2	SALT LAKE CITY UT ARPT R 5.25 07/01/2048	..SD		2	..1.E FE	3,298,020	103.9051	3,117,153	3,000,000	3,154,644	(30,995)			5.250	4.662	JJ	78,750	157,500	10/18/2018	07/01/2048	
795576-MB-0	SALT LAKE CITY UT ARPT R 5.25 07/01/2048	..SD		2	..1.E FE	2,243,117	107.7615	2,236,051	2,075,000	2,240,081	(3,036)			5.250	4.725	JJ	45,088		07/20/2023	07/01/2048	
79642B-AD-2	SAN ANTONIO TX WTR REVENUE 4 05/15/2037	..SD		2	..1.C FE	5,730,638	102.1669	5,363,762	5,250,000	5,405,234	(51,230)			4.000	3.407	MN	26,2				

ANNUAL STATEMENT FOR THE YEAR 2023 OF THE ZURICH AMERICAN INSURANCE COMPANY

SCHEDULE D - PART 1

Showing All Long-Term BONDS Owned December 31 of Current Year

1	2	Codes			6	7	Fair Value		10	11	Change in Book/Adjusted Carrying Value				Interest					Dates	
		3	4	5			8	9			12	13	14	15	16	17	18	19	20	21	22
CUSIP Identification	Description	C o d e	F o r e i g n	B o n d C h a r	NAIC Designation, NAIC Designation Modifier and SVO Administrative Symbol	Actual Cost	Rate Used to Obtain Fair Value	Fair Value	Par Value	Book/ Adjusted Carrying Value	Unrealized Valuation Increase/ (Decrease)	Current Year's (Amortization)/ Accretion	Current Year's Other-Than-Temporary Impairment Recognized	Total Foreign Exchange Change in Book/ Adjusted Carrying Value	Rate of	Effective Rate of	When Paid	Admitted Amount Due and Accrued	Amount Received During Year	Acquired	Stated Contractual Maturity Date
79642B-WR-2	SAN ANTONIO TX WTR REVENUE 5 05/15/2039	..SD.	2	..	1.C FE	3,443,010	103.2271	3,096,813	3,000,000	3,086,354	(61,097)			5.000	4.784	MN	19,167	150,000		11/17/2016	05/15/2039
79730C-GS-7	SAN DIEGO CA PUBLIC FACS FI 5 08/01/2027	..SD.	2	..	1.D FE	14,076,367	106.8807	12,569,170	11,760,000	12,440,791	(251,797)			5.000	2.854	FA	243,367	588,000		12/21/2016	08/01/2027
797412-CE-1	SAN DIEGO CNTY CALIF WTR AU 5 05/01/2027	..SD.	2	..	1.B FE	3,831,104	103.3667	3,307,734	3,200,000	3,296,422	(70,035)			5.000	2.978	MN	26,222	160,000		09/10/2015	05/01/2027
79766D-FE-4	SAN FRANCISCO CALIF CITY & C 5 05/01/2040	..SD.	2	..	1.E FE	5,457,750	100.1212	5,006,060	5,000,000	5,018,766	(55,192)			5.000	4.401	MN	40,972	250,000		09/17/2014	05/01/2040
79766D-LF-4	SAN FRANCISCO CALIF CITY & C 5 05/01/2043	..SD.	2	..	1.E FE	3,542,906	103.8857	3,246,428	3,125,000	3,326,199	(42,574)			5.000	4.138	MN	26,042	156,250		05/17/2018	05/01/2043
79766D-RK-7	SAN FRANCISCO CALIF CITY & C 5 05/01/2047	..SD.	2	..	1.E FE	8,148,700	102.1926	7,153,482	7,000,000	7,529,552	(150,651)			5.000	4.011	MN	58,333	350,000		07/18/2019	05/01/2047
79766D-RM-3	SAN FRANCISCO CALIF CITY & C 5 05/01/2048	..SD.	2	..	1.E FE	7,057,750	102.9289	6,433,056	6,250,000	6,639,503	(82,325)			5.000	4.268	MN	52,083	312,500		05/17/2018	05/01/2048
798111-GT-1	SAN JOAQUIN HILLS CA TRANSP 4 01/15/2034	..SD.	2	..	2.A FE	1,833,390	107.6535	1,614,803	1,500,000	1,771,464	(31,396)			4.000	1.935	JJ	27,500	60,000		12/09/2021	01/15/2034
798136-VQ-7	SAN JOSE CA ARPT REVENUE 5 03/01/2036	..SD.	2	..	1.F FE	3,602,788	103.7599	3,372,197	3,250,000	3,378,476	(37,625)			5.000	4.207	MS	53,715	162,500		03/29/2017	03/01/2036
798693-DP-9	SAN LUIS OBISPO CNTY CA FIN 5 09/01/2032	..SD.	2	..	1.E FE	4,194,276	104.0371	3,875,382	3,725,000	3,814,388	(51,452)			5.000	3.975	MS	61,566	186,250		08/06/2015	09/01/2032
833102-ZC-3	SNOHOMISH CNTY WA PUBLIC UT 5 12/01/2040	..SD.	2	..	1.C FE	5,566,750	103.5186	5,175,930	5,000,000	5,140,418	(69,983)			5.000	4.250	JD	20,833	250,000		06/17/2015	12/01/2040
83703F-LN-0	SOUTH CAROLINA ST JOBS-ECON 5 05/01/2043	..SD.	2	..	1.G FE	4,703,320	103.5725	4,142,900	4,000,000	4,373,118	(80,279)			5.000	3.838	MN	33,333	200,000		09/13/2019	05/01/2043
837123-HM-3	SOUTH CAROLINA ST PORTS AUT 5 07/01/2048	..SD.	2	..	1.E FE	3,170,017	103.9392	2,811,555	2,705,000	2,957,023	(52,011)			5.000	3.993	JJ	67,625	135,250		09/17/2019	07/01/2048
83712D-C7-9	SOUTH CAROLINA ST HSG FIN & 4 01/01/2050	..SD.	2	..	1.A FE	2,686,542	100.0075	2,445,183	2,445,000	2,599,509	(21,314)			4.000	3.333	JJ	48,900	97,800		06/06/2019	01/01/2050
837151-WY-1	SOUTH CAROLINA ST PUBLIC SV 4 12/01/2037	..SD.	2	..	1.G FE	2,290,540	101.5879	2,031,758	2,000,000	2,207,523	(27,321)			4.000	2.935	JD	6,444	80,000		10/28/2020	12/01/2037
837152-UT-2	SOUTH CAROLINA ST TRANSPN 5 10/01/2037	..SD.	2	..	1.D FE	11,590,300	107.9836	10,798,360	10,000,000	10,651,365	(161,135)			5.000	3.896	AO	123,611	500,000		07/12/2017	10/01/2037
837542-JA-8	SOUTH DAKOTA ST BRD OF RGTS 5 04/01/2034	..SD.	2	..	1.D FE	1,176,700	109.0241	1,090,241	1,000,000	1,074,017	(18,415)			5.000	3.591	AO	12,361	50,000		12/13/2017	04/01/2034
838530-PY-3	SOUTH JERSEY NJ PORT CORP 5 01/01/2025	..SD.	2	..	2.B FE	2,097,140	101.3079	1,864,065	1,840,000	1,874,777	(33,785)			5.000	3.092	JJ	45,744	92,000		09/23/2016	01/01/2025
838530-PZ-0	SOUTH JERSEY NJ PORT CORP 5 01/01/2026	..SD.	2	..	2.B FE	2,212,957	102.7485	1,983,046	1,930,000	1,998,482	(32,691)			5.000	3.184	JJ	47,982	96,500		09/23/2016	01/01/2026
838536-LM-0	S JERSEY NJ TRANSPN AUTH 5 11/01/2045	..SD.	2	..	2.A FE	8,451,360	106.9531	7,486,717	7,000,000	8,059,268	(140,523)			5.000	3.704	MN	58,333	350,000		04/06/2021	11/01/2045
838536-LN-8	S JERSEY NJ TRANSPN AUTH 4 11/01/2050	..SD.	2	..	2.A FE	2,118,460	96.2455	1,924,910	2,000,000	2,086,524	(11,155)			4.000	3.694	MN	13,333	80,000		10/16/2020	11/01/2050
838810-DV-8	S MIAMI FL HLTH FACS AUTH 5 08/15/2031	..SD.	2	..	1.E FE	5,794,550	106.3979	5,319,895	5,000,000	5,328,958	(84,724)			5.000	3.552	FA	93,750	250,000		12/15/2017	08/15/2031
838810-DW-6	S MIAMI FL HLTH FACS AUTH 5 08/15/2032	..SD.	2	..	1.E FE	7,936,569	106.2492	7,304,633	6,875,000	7,315,237	(113,265)			5.000	3.662	FA	128,906	343,750		12/15/2017	08/15/2032
842039-DU-0	S ESTRN PA TRANSPN AUTH 5 06/01/2027	..SD.	2	..	1.G FE	1,545,725	107.9520	1,349,400	1,250,000	1,362,680	(31,368)			5.000	2.263	JD	5,035	62,500		10/13/2017	06/01/2027
842469-AN-8	STHRN CALIFORNIA ST PUBLIC 5 07/01/2037	..SD.	2	..	1.D FE	5,875,050	120.0971	6,004,855	5,000,000	5,831,042	(44,008)			5.000	3.459	JJ	124,306	40,972		04/20/2023	07/01/2037
875128-FC-9	TAMPA BAY WTR FL UTILITY SY 6 10/01/2029	..SD.	2	..	1.B FE	2,384,375	119.5855	2,092,746	1,750,000	2,068,867	(51,768)			6.000	2.542	AO	26,250	105,000		06/21/2017	10/01/2029
875128-FC-9	TAMPA BAY WTR FL UTILITY SY 6 10/01/2029	..SD.	2	..	1.B FE	6,086,550	119.5855	5,979,275	5,000,000	5,432,160	(66,298)			6.000	4.265	AO	75,000	300,000		06/21/2017	10/01/2029
875231-LV-2	TAMPA FL REVENUE 4 04/01/2050	..SD.	2	..	1.G FE	9,480,058	93.0851	8,107,712	8,710,000	9,239,572	(76,668)			4.000	3.531	AO	87,100	348,400		10/02/2020	04/01/2050
875301-FP-3	TAMPA-HILLSBOROUGH CNTY FL EXPR AUTH 5 07/01/2047	..SD.	2	..	1.F FE	5,775,600	103.4039	5,170,195	5,000,000	5,373,413	(100,411)			5.000	4.106	JJ	125,000	250,000		08/24/2017	07/01/2047
880443-BT-2	TENNESSEE ST ENERGY ACQ 5 625 09/01/2026	..SD.	1	..	2.B FE	2,205,540	102.3796	2,047,592	2,000,000	2,091,386	(32,088)			5.625	3.836	MS	37,500	112,500		04/03/2020	09/01/2026
880461-D3-9	TENNESSEE HSG DEV AGY RS 3 75 01/01/2050	..SD.	2	..	1.B FE	2,570,102	100.3379	2,332,746	2,324,891	2,479,716	(252,891)			3.750	2.990	JJ	43,592	87,185		01/01/2022	01/01/2050
880558-IP-3	TENNESSEE ST SCH BOND AUTH 5 11/01/2049	..SD.	2	..	1.B FE	2,905,861	107.7715	2,516,465	2,335,000	2,680,197	(54,715)			5.000	3.687	MN	19,134	116,750		09/17/2019	11/01/2049
882550-AE-9	TEXAS ST MUNI GAS ACQUISITI FLT 09/15/2027	..SD.	2	..	1.G FE	2,586,850	98.4587	2,619,001	2,660,000	2,632,347	9,744			3.930	2.619	MJSD	4,882	102,946		01/24/2018	09/15/2027
88256H-BG-2	TEXAS ST MUNI GAS ACQUISITI 5 12/15/2031	..SD.	1	..	2.A FE	1,104,238	107.5071	886,934	825,000	1,036,186	(24,732)			5.000	1.587	JD	1,719	41,250		01/26/2021	12/15/2031
88256H-BH-0	TEXAS ST MUNI GAS ACQUISITI 5 12/15/2032	..SD.	1	..	2.A FE	1,118,230	108.1958	892,615	825,000	1,053,774	(23,505)			5.000	1.677	JD	1,719	41,250		01/26/2021	12/15/2032
882667-BR-8	TEXAS ST PRIV ACTIVITY BOND 4 06/30/2038	..SD.	2	..	2.B FE	650,538	101.7273	584,932	575,000	628,778	(6,939)			4.000	3.060	JD	11,500	11,500		09/11/2020	06/30/2038
882667-BS-6	TEXAS ST PRIV ACTIVITY BOND 4 12/31/2038	..SD.	2	..	2.B FE	650,538	101.3657	582,853	575,000	628,778	(6,939)			4.000	3.078	JD	11,500	11,500		09/11/2020	12/31/2038
882667-BT-4	TEXAS ST PRIV ACTIVITY BOND 4 06/30/2039	..SD.	2	..	2.B FE	491,724	101.1909	440,180	435,000	475,392	(5,209)			4.000	3.103	JD	8,700	8,700		09/11/2020	06/30/2039
882667-BU-1	TEXAS ST PRIV ACTIVITY BOND 4 12/31/2039	..SD.	2	..	2.B FE	570,852	100.8911	509,500	505,000	551,891	(6,048)			4.000	3.119	JD	10,100	10,100		09/11/2020	12/31/2039
882667-BV-9	TEXAS ST PRIV ACTIVITY BOND 4 06/30/2040	..SD.	2	..	2.B FE	463,066	100.6598	412,705	410,000	447,795	(4,873)			4.000	3.141	JD	8,200	8,200		09/11/2020	06/30/2040
882667-CG-1	TEXAS ST PRIV ACTIVITY 5.375 06/30/2038	..SD.	1	..	2.A FE	1,699,187	108.0868	1,783,432	1,650,000	1,701,681	2,495			5.375	5.143	JD	10,101			11/08/2023	06/30/2038
882667-CH-9	TEXAS ST PRIV ACTIVITY 5.375 06/30/2039	..SD.	1	..	2.A FE	2,057,080	107.8854	2,157,708	2,000,000	2,060,173	3,093			5.375	5.169	JD	12,243			11/08/2023	06/30/2039
88275L-AH-9	TEXAS ST DEPT OF HSG & C 2.17 05/01/2038	..SD.	1	..	1.A FE	5,766,154	76.7770	4,227,080	5,766,154	5,766,094	(38)			2.170	2.191	MON	20,843	116,422		04/15/2021	05/01/2038
88283K-AU-2	TEXAS ST TRANSPN COMMISSI 5 08/15/2031	..SD.	2	..	1.G FE	1,237,188	100.3445	1,254,306	1,250,000	1,237,447	259										

ANNUAL STATEMENT FOR THE YEAR 2023 OF THE ZURICH AMERICAN INSURANCE COMPANY

SCHEDULE D - PART 1

Showing All Long-Term BONDS Owned December 31 of Current Year

1	2	Codes			6	7	Fair Value		10	11	Change in Book/Adjusted Carrying Value				Interest					Dates	
		3	4	5			8	9			12	13	14	15	16	17	18	19	20	21	22
CUSIP Identification	Description	C o d e	F o r e i g n	B o n d C h a r	NAIC Designation, NAIC Designation Modifier and SVO Administrative Symbol	Actual Cost	Rate Used to Obtain Fair Value	Fair Value	Par Value	Book/ Adjusted Carrying Value	Unrealized Valuation Increase/ (Decrease)	Current Year's (Amor-tization)/ Accretion	Current Year's Other-Than-Temporary Impairment Recognized	Total Foreign Exchange Change in Book/ Adjusted Carrying Value	Rate of	Effective Rate of	When Paid	Admitted Amount Due and Accrued	Amount Received During Year	Acquired	Stated Contractual Maturity Date
882854-6V-9	TEXAS ST WTR DEV BRD 5 08/01/2031				1.A FE	2,677,160		118,4710	2,000,000	2,535,941		(66,856)			5.000	1.295	FA	41,389	100,000	10/14/2021	08/01/2031
882854-6W-7	TEXAS ST WTR DEV BRD 5 08/01/2032	SD	2		1.A FE	5,332,720		118,3097	4,000,000	5,055,473		(131,384)			5.000	1.616	FA	82,778	200,000	10/14/2021	08/01/2032
882854-A8-5	TEXAS ST WTR DEV BRD 4 10/15/2034				1.A FE	2,870,859		103,7262	2,635,000	2,734,642					4.000	3.322	AO	22,251	105,400	09/27/2017	10/15/2034
882854-07-0	TEXAS ST WTR DEV BRD 5 04/15/2049	SD	2		1.A FE	11,266,500		106,2702	10,000,000	10,670,620		(127,114)			5.000	4.270	AO	105,556	500,000	09/19/2018	04/15/2049
882854-Z7-0	TEXAS ST WTR DEV BRD 4 10/15/2049	SD	2		1.A FE	11,247,880		99,0404	10,000,000	10,766,138		(121,432)			4.000	3.335	AO	84,444	400,000	09/25/2019	10/15/2049
888805-CF-3	TOBACCO SETTLEMENT AUTH IA 4 06/01/2049				2.A FE	989,495		94,7406	870,000	960,479		(11,018)			4.000	3.209	JD	2,900	34,800	04/07/2021	06/01/2049
888808-HJ-4	TOBACCO SETTLEMENT FING COR 5 06/01/2033				1.F FE	2,216,260		107,1521	2,000,000	2,113,133		(23,232)			5.000	4.080	JD	8,056	100,000	04/05/2018	06/01/2033
888808-HQ-8	TOBACCO SETTLEMENT FING COR 5 06/01/2046				2.A FE	936,740		102,6539	875,000	905,215		(6,142)			5.000	4.566	JD	3,646	43,750	04/05/2018	06/01/2046
888808-HR-6	TOBACCO SETTLEMENT FING COR 5 25 06/01/2046				2.A FE	483,908		103,9383	440,000	464,342		(4,975)			5.250	4.614	JD	1,925	23,100	04/05/2018	06/01/2046
89546R-PR-9	TRI-CNTY OR MET TRANSPRTN D 5 10/01/2030				1.G FE	2,639,093		109,8002	2,250,000	2,427,661		(38,697)			5.000	3.343	AO	27,813	112,500	01/31/2018	10/01/2030
89602H-AA-5	TRIBOROUGH NY BRIDGE & TUNN 4 05/15/2046				1.B FE	1,492,413		100,6485	1,250,000	1,433,254		(22,996)			4.000	2.916	MN	6,389	50,000	10/05/2022	05/15/2046
89602H-AA-5	TRIBOROUGH NY BRIDGE & TUNN 4 05/15/2046	SD	2		1.B FE	8,674,744		100,6485	9,560,000	8,701,693		21,944			4.000	4.710	MN	48,862	382,400	10/05/2022	05/15/2046
89602H-AS-6	TRIBOROUGH NY BRIDGE & TUNN 5 05/15/2046	SD	2		1.B FE	12,951,100		109,6251	10,000,000	12,291,134		(289,645)			5.000	3.218	MN	63,889	500,000	08/13/2021	05/15/2046
89602H-BD-8	TRIBOROUGH NY BRIDGE & TUNN 4 05/15/2042				1.B FE	2,518,178		102,3373	2,202,589	2,472,663		(25,215)			4.000	3.220	MN	11,250	90,000	03/03/2022	05/15/2042
89602H-CA-3	TRIBOROUGH NY BRIDGE & TUNN 4 05/15/2040				1.B FE	205,375		104,8719	175,000	200,312		(2,739)			4.000	2.801	MN	875	7,000	02/04/2022	05/15/2040
89602H-CB-1	TRIBOROUGH NY BRIDGE & TUNN 4 05/15/2041				1.B FE	1,170,550		104,2988	1,000,000	1,142,171		(15,363)			4.000	2.864	MN	5,000	40,000	02/04/2022	05/15/2041
89602H-CC-9	TRIBOROUGH NY BRIDGE & TUNN 4 05/15/2042				1.B FE	1,168,540		103,6262	1,000,000	1,140,525		(15,171)			4.000	2.916	MN	5,000	40,000	02/04/2022	05/15/2042
89602H-CF-2	TRIBOROUGH NY BRIDGE & TUNN 5 05/15/2047				1.B FE	4,572,240		110,3235	4,000,000	4,493,157		(50,542)			5.000	4.101	MN	25,556	200,000	06/02/2022	05/15/2047
89602H-GP-4	TRIBOROUGH NY BRIDGE & TUNN 5 11/15/2051				1.D FE	5,027,800		108,0948	4,000,000	4,770,527		(95,480)			5.000	3.582	MN	25,556	200,000	03/26/2021	11/15/2051
89602H-HP-3	TRIBOROUGH NY BRIDGE & TUNN 5 11/15/2042				1.D FE	3,406,470		112,5230	3,000,000	3,361,461		(34,349)			5.000	4.056	MN	18,750	150,000	08/12/2022	11/15/2042
902562-AR-8	UAB MEDICINE FIN AUTH AL RE 5 09/01/2032				1.D FE	6,840,936		106,0469	5,865,000	6,160,487		(104,861)			5.000	3.643	MS	96,935	293,250	10/20/2016	09/01/2032
906400-GC-4	UNION CNTY NC ENTERPRISE SY 3 06/01/2043				1.C FE	3,263,610		87,1891	3,000,000	3,198,669		(24,647)			3.000	2.489	JD	7,500	90,000	03/11/2021	06/01/2043
913366-HK-9	UNIV OF CALIFORNIA CA RGTS 5 05/15/2041				1.D FE	3,452,640		104,4638	3,000,000	3,138,539		(55,705)			5.000	4.021	MN	19,167	150,000	09/28/2017	05/15/2041
914126-2L-8	UNIV OF CALIFORNIA CA REVENUES	SD	2		1.D FE	6,986,100		105,4400	6,000,000	6,389,152		(109,036)			5.000	4.077	MN	39,167	300,000	09/20/2017	05/15/2047
91412H-DE-0	UNIV OF CALIFORNIA CA REVEN 5 05/15/2058	SD	2		1.D FE	5,670,100		105,9897	5,000,000	5,324,368		(67,869)			5.000	4.295	MN	31,944	250,000	05/24/2018	05/15/2058
91412H-NH-9	UNIV OF CALIFORNIA CA R 4 6.93 05/15/2033	SD	1		1.C FE	3,000,000		99,7702	3,000,000	3,001,789		1,789			4.693	4.748	MN	17,599	102,855	02/16/2023	05/15/2033
914455-HE-3	UNIV OF MICHIGAN MI VAR 04/01/2028				1.A FE	2,000,000		100,0000	2,000,000	1,999,728		(272)			3.280	3.098	MON	5,290	11,856	10/18/2023	04/01/2028
914714-CY-4	UNIV OF NORTH CAROLINA AT C 5 02/01/2045				1.D FE	5,790,360		115,2980	4,000,000	5,610,962		(65,257)			5.000	2.395	FA	83,333	200,000	03/09/2021	02/01/2045
91476P-NL-8	UNIV OK REVENUES 5 07/01/2037				1.E FE	7,921,715		103,3079	7,130,000	7,271,578		(90,016)			5.000	4.214	JJ	177,260	356,500	09/11/2015	07/01/2037
91476P-PB-8	UNIV OK REVENUES 5 07/01/2038	SD	2		1.E FE	6,495,517		103,3110	5,860,000	5,973,776		(72,312)			5.000	4.251	JJ	145,686	293,000	09/11/2015	07/01/2038
91514A-HM-0	UNIV OF TEXAS TX UNIV REV 5 08/15/2030				1.A FE	8,100,713		109,3526	6,705,000	7,270,139		(147,190)			5.000	3.037	FA	125,719	335,250	11/29/2017	08/15/2030
91514A-JX-4	UNIV OF TEXAS TX UNIV REVEN 5 08/15/2040				1.A FE	4,074,868		121,4410	2,750,000	3,949,969		(60,739)			5.000	1.929	FA	51,563	137,500	12/02/2021	08/15/2040
91514A-JY-2	UNIV OF TEXAS TX UNIV REV 3.5 08/15/2050				1.A FE	12,866,010		91,9809	10,000,000	12,634,878		(72,269)			3.500	2.212	FA	131,250	350,000	03/06/2020	08/15/2050
915183-Z7-5	UNIV OF UTAH UT REVENUES 5 08/01/2037				1.B FE	10,631,340		116,7806	9,000,000	10,443,599		(146,297)			5.000	3.476	FA	186,250	481,250	06/03/2022	08/01/2037
915235-EN-1	UNIV OF WEST ALABAMA AL UNI 4 01/01/2039				1.G FE	856,404		102,2444	755,000	820,911		(10,088)			4.000	3.078	JJ	15,016	30,200	02/14/2020	01/01/2039
915235-EQ-4	UNIV OF WEST ALABAMA AL UNI 4 01/01/2041				1.G FE	824,652		101,6482	730,000	791,624		(9,416)			4.000	3.170	JJ	14,519	29,200	02/14/2020	01/01/2041
917437-FP-5	UTAH HSG CORP SF MTGE RE 6.25 01/01/2054				1.C FE	7,605,750		102,5489	7,500,000	7,641,792		36,042			6.250	6.233	JJ			12/01/2023	01/01/2054
917567-CF-4	UTAH ST TRANSIT AUTH SALES 4 12/15/2030	SD	2		1.C FE	7,016,325		102,2944	6,500,000	6,657,023		(60,816)			4.000	3.291	JD	10,833	260,000	02/16/2018	12/15/2030
91756S-AP-8	UTAH ST TELECOMMUNICATIO 5.25 06/01/2037				1.D FE	824,108		116,2647	750,000	871,525		(6,645)			5.250	4.350	JD	3,281	39,375	11/23/2022	06/01/2037
91802R-EM-7	UTILITY DEBT SECURITIZATION 5 12/15/2041				1.A FE	2,308,580		107,3762	2,000,000	2,148,836		(34,988)			5.000	3.938	JD	4,444	100,000	03/01/2019	12/15/2041
92778V-FJ-2	VIRGINIA ST CLG BLDG AUTH E 5 02/01/2030	SD	2		1.B FE	7,740,135		110,5797	6,500,000	7,050,285		(125,494)			5.000	3.103	FA	134,514	325,000	02/15/2018	02/01/2030
928097-AC-8	VIRGINIA SMALL BUSINESS FIN 5 12/31/2052				2.C FE	5,449,097		100,2827	4,960,000	5,143,740		(48,340)			5.000	4.484	JD	124,689	248,000	11/03/2017	12/31/2052
928104-NB-0	VIRGINIA ST SMALL BUSINESS 4 01/01/2045				1.F FE	4,268,560		92,7707	4,000,000	4,202,717		(22,060)			4.000	3.592	JJ	80,000	160,000	10/07/2020	01/01/2045
928104-PN-2	VIRGINIA ST SMALL BUSINESS 5 01/01/2038				2.B FE	2,410,420		105,9514	2,000,000	2,340,797		(37,810)			5.000	3.353	JJ	49,722	100,000	02/04/2022	01/01/2038
928104-PX-0	VIRGINIA ST SMALL BUSINESS 4 01/01/2048				2.B FE	1,567,839		92,9492	1,445,000	1,547,455		(11,244)			4.000	3.496	JJ	28,900	57,800	02/04/2022	01/01/2048

E10.20

ANNUAL STATEMENT FOR THE YEAR 2023 OF THE ZURICH AMERICAN INSURANCE COMPANY

SCHEDULE D - PART 1

Showing All Long-Term BONDS Owned December 31 of Current Year

1	2	Codes			6	7	Fair Value		10	11	Change in Book/Adjusted Carrying Value				Interest					Dates	
		3	4	5			8	9			12	13	14	15	16	17	18	19	20	21	22
CUSIP Identification	Description	C o d e	F o r e i g n	B o n d C h a r	NAIC Designation, NAIC Designation Modifier and SVO Administrative Symbol	Actual Cost	Rate Used to Obtain Fair Value	Fair Value	Par Value	Book/ Adjusted Carrying Value	Unrealized Valuation Increase/ (Decrease)	Current Year's (Amortization)/ Accretion	Current Year's Other-Than-Temporary Impairment Recognized	Total Foreign Exchange Change in Book/ Adjusted Carrying Value	Rate of	Effective Rate of	When Paid	Admitted Amount Due and Accrued	Amount Received During Year	Acquired	Stated Contractual Maturity Date
928172-8F-5	VIRGINIA ST PUBLIC BLDG AUT 4 08/01/2039	.SD.		2	1.B FE	6,085,500	105.0195	5,250,975	5,000,000	5,819,214		(100,409)			4.000	2.531	FA	82,778	200,000	03/09/2021	08/01/2039
93878L-BW-6	WASHINGTON DC CONVENTION & 5 10/01/2029			2	1.D FE	1,278,069	108.8196	1,186,134	1,090,000	1,170,508		(20,028)			5.000	3.229	AO	13,474	54,500	02/23/2018	10/01/2029
93878L-BX-4	WASHINGTON DC CONVENTION & 5 10/01/2030			2	1.D FE	1,270,144	109.1572	1,189,813	1,090,000	1,167,313		(19,197)			5.000	3.404	AO	13,474	54,500	02/23/2018	10/01/2030
93878L-CN-5	WASHINGTON DC CONVENTION & 4 10/01/2040			2	1.D FE	1,183,700	102.9240	1,029,240	1,000,000	1,137,099		(18,906)			4.000	2.786	AO	9,889	40,000	04/28/2021	10/01/2040
93976A-BJ-0	WASHINGTON ST CONV CENTER PUBLIC FAC 5.0 07/01/2058	.SD.		2	2.B FE	11,121,100	102.6289	10,262,890	10,000,000	11,028,234		(20,402)			5.000	4.394	JJ	250,000	500,000	08/02/2018	07/01/2058
93978H-PB-5	WASHINGTON ST HLTH CARE FAC 5 08/15/2032	.SD.		2	1.F FE	10,878,956	102.7214	9,748,261	9,490,000	9,746,379		(151,424)			5.000	3.835	FA	177,938	474,500	04/17/2015	08/15/2032
93978H-PC-3	WASHINGTON ST HLTH CARE FAC 5 08/15/2033			2	1.F FE	11,746,031	102.7235	10,559,976	10,280,000	10,551,451		(160,256)			5.000	3.903	FA	192,750	514,000	04/17/2015	08/15/2033
93978H-SN-6	WASHINGTON ST HLTH CARE FAC 5 08/15/2034			2	2.C FE	2,108,540	103.8171	2,076,342	2,000,000	2,049,593		(12,499)			5.000	4.565	FA	37,500	100,000	11/09/2018	08/15/2034
93978H-SR-7	WASHINGTON ST HLTH CARE FAC 5 08/15/2037			2	2.C FE	2,698,224	102.2488	2,453,971	2,400,000	2,521,117		(30,913)			5.000	4.124	FA	45,000	120,000	08/23/2017	08/15/2037
93978H-VS-1	WASHINGTON ST HLTH CARE FAC 5 08/01/2039			2	1.G FE	2,398,800	106.0112	2,120,224	2,000,000	2,238,273		(39,041)			5.000	3.623	FA	41,389	100,000	08/08/2019	08/01/2039
93978H-WJ-0	WASHINGTON ST HLTH CARE FAC 5 08/01/2039			2	1.G FE	3,136,431	104.8799	2,742,609	2,615,000	2,926,542		(51,046)			5.000	3.623	FA	54,116	130,750	08/08/2019	08/01/2039
944514-WC-8	WAYNE CNTY MI ARPT AUTH REV 5 12/01/2042			2	1.F FE	1,885,713	104.9227	1,725,978	1,645,000	1,749,825		(24,754)			5.000	4.063	JD	6,854	82,250	09/28/2017	12/01/2042
95640E-JH-9	WEST VLY CITY UT MUNI BLDG 5 02/01/2039			2	1.D FE	2,554,982	105.1948	2,366,883	2,250,000	2,352,224		(31,003)			5.000	4.158	FA	46,875	112,500	04/28/2017	02/01/2039
95649A-CN-2	W VIRGINIA ST COMMISSIONER 5 09/01/2028			2	1.F FE	2,469,380	109.0170	2,180,340	2,000,000	2,187,798		(48,510)			5.000	2.530	MS	33,056	100,000	10/19/2017	09/01/2028
96023P-LD-5	WESTFIELD-WASHINGTON IN 5.0 07/15/2033			2	1.B FE	1,376,163	104.2408	1,303,010	1,250,000	1,293,964		(20,606)			5.000	4.127	JJ	28,819	62,500	03/22/2018	07/15/2033
960733-CC-5	WESTMINSTER MD EDU FACS REV 5 11/01/2024			2	2.B FE	2,554,982	100.7037	2,180,000	2,180,000	2,222,856		(50,144)			5.000	2.615	MN	17,864	109,000	11/02/2016	11/01/2024
960733-CD-3	WESTMINSTER MD EDU FACS REV 5 11/01/2025			2	2.B FE	2,721,051	101.6634	2,353,508	2,315,000	2,405,886		(47,831)			5.000	2.798	MN	18,970	115,750	11/02/2016	11/01/2025
96634R-AV-4	WHITING IN ENVRNMTL FACS R 3 11/01/2051			2	1.F FE	910,000	73.3890	733,890	1,000,000	913,374		1,817			3.000	3.519	MN	4,917	30,000	02/10/2022	11/01/2051
977100-HH-9	WISCONSIN ST GEN FUND A 4.346 05/01/2029	.SD.		1	1.C FE	4,000,000	99.6530	3,986,120	4,000,000	4,008,946		8,946			4.346	4.390	MN	28,490	123,137	01/25/2023	05/01/2029
977123-U3-0	WISCONSIN ST TRANSPRTN REVE 5.0 07/01/2028			2	1.B FE	5,015,688	108.9829	4,490,095	4,120,000	4,476,629		(96,431)			5.000	2.639	JJ	102,428	206,000	11/28/2017	07/01/2028
97712D-2C-9	WISCONSIN ST HLTH & EDUCNTL 5 07/01/2049			2	1.F FE	3,468,840	101.6621	3,049,863	3,000,000	3,181,501		(69,600)			5.000	4.100	JJ	75,000	150,000	08/15/2019	07/01/2049
97712D-7T-7	WISCONSIN ST HLTH & EDUCNTL 4 08/15/2051			2	2.A FE	1,436,526	82.4165	1,071,415	1,300,000	1,404,787		(12,179)			4.000	3.449	FA	19,644	52,000	02/24/2021	08/15/2051
97712D-7U-4	WISCONSIN ST HLTH & EDUCNTL 4 08/15/2055			2	2.A FE	1,860,820	80.7573	1,372,874	1,700,000	1,823,804		(14,324)			4.000	3.546	FA	25,689	68,000	02/24/2021	08/15/2055
97712D-A6-3	WISCONSIN ST HLTH & EDUCNTL 5 02/15/2047			2	2.A FE	5,691,600	100.3081	5,015,405	5,000,000	5,341,263		(103,554)			5.000	4.154	FA	94,444	250,000	07/01/2020	02/15/2047
97712D-QM-1	WISCONSIN ST HLTH & EDUCNTL 4 11/15/2032			2	1.B FE	5,497,700	102.9346	5,146,730	5,000,000	5,139,766		(56,225)			4.000	3.244	MN	25,000	200,000	04/27/2016	11/15/2032
97712D-VX-1	WISCONSIN ST HLTH & EDUCNTL 5 04/01/2034			2	1.C FE	2,623,837	107.8351	2,490,991	2,310,000	2,425,396		(33,051)			5.000	3.934	AO	28,554	115,500	04/06/2017	04/01/2034
98410A-CV-5	XENIA IA RURAL VTR DIST 5 12/01/2028			2	1.F FE	3,664,440	106.7570	3,202,710	3,000,000	3,194,497		(69,373)			5.000	2.462	JD	12,500	150,000	07/28/2016	12/01/2028
0819999999	Subtotal - Bonds - U.S. Special Revenues - Issuer Obligations					2,430,576,796	XXX	2,223,351,207	2,144,706,308	2,300,655,998	39,568	(28,046,448)			XXX	XXX	XXX	28,614,931	93,046,302	XXX	XXX
30768W-AA-6	FARM 2021-1 A VAR 01/25/2051 WHOLE LOAN			4,5	1.A	2,417,171	82.1479	1,986,466	2,418,157	2,417,357		55			2.180	2.205	MON	4,393	52,716	09/29/2021	01/25/2051
31283H-ET-8	FGLMC POOL G01046			4	1.A	59,665	103.1595	57,586	55,823	56,855		(674)			8.000	7.006	MON	372	4,466	06/21/2002	07/01/2029
31283H-YJ-8	FGLMC POOL G01613	.CF.		4	1.A	160,627	104.3106	160,937	154,287	157,580		(1,007)			6.000	5.472	MON	771	9,257	01/28/2004	11/01/2033
31283Y-SJ-8	FGLMC POOL P20622	.CF.		4	1.A	85,924	103.0864	80,197	86,697	86,697		181			5.500	5.899	MON	401	4,812	02/22/2006	01/01/2036
31287P-C0-4	FGLMC POOL C63679	.CF.		4	1.A	14,059	103.3828	14,225	13,760	13,903		(44)			6.000	5.820	MON	69	826	08/30/2002	02/01/2032
31287Q-AC-5	FGLMC POOL C64503	.CF.		4	1.A	5,674	104.2382	5,788	5,553	5,582		(10)			6.000	5.967	MON	28	333	08/30/2002	03/01/2032
31287R-L7-2	FGLMC POOL C65750	.CF.		4	1.A	7,114	105.0613	7,229	6,881	7,007		(39)			6.500	6.179	MON	37	447	08/30/2002	03/01/2032
31287S-4B-0	FGLMC POOL C67118	.CF.		4	1.A	37,348	105.0746	37,956	36,123	36,597		(407)			6.500	6.143	MON	196	2,348	08/30/2002	05/01/2032
31287S-L6-2	FGLMC POOL C66649	.CF.		4	1.A	3,886	105.0752	3,724	3,544	3,606		(21)			6.500	5.990	MON	19	231	08/30/2002	04/01/2032
31287S-L6-2	FGLMC POOL C66649	.CF.		4	1.A	52,258	105.0746	53,110	50,544	50,772		(79)			6.500	6.515	MON	274	3,285	08/30/2002	04/01/2032
31288A-4S-1	FGLMC POOL C72633	.CF.		4	1.A	477,325	105.1752	479,549	455,952	467,711		(2,553)			7.000	6.472	MON	2,660	31,917	12/07/2005	07/01/2032
31288B-BE-2	FGLMC POOL C72737	.CF.		4	1.A	16,143	104.2382	16,285	15,623	15,928		(62)			6.000	5.281	MON	78	937	04/03/2003	11/01/2032
31288C-7J-4	FGLMC POOL C74497	.CF.		4	1.A	17,750	102.2487	18,115	17,717	17,724		(2)			5.500	5.629	MON	81	974	11/29/2002	01/01/2033
31288E-N7-8	FGLMC POOL C75814	.CF.		4	1.A	21,424	104.2381	21,612	20,734	20,937		(71)			6.000	5.779	MON	104	1,244	04/03/2003	01/01/2033
31288F-3M-4	FGLMC POOL C77104	.CF.		4	1.A	5,786	102.3079	5,620	5,494	5,679		(70)			5.500	4.749	MON	25	302	01/24/2003	03/01/2033
31288F-3U-6	FGLMC POOL C77111	.CF.		4	1.A	2,526	102.3081	2,474	2,418	2,481		(59)			5.500	5.019	MON	11	133	01/24/2003	03/01/2033

E10.21

ANNUAL STATEMENT FOR THE YEAR 2023 OF THE ZURICH AMERICAN INSURANCE COMPANY

SCHEDULE D - PART 1

Showing All Long-Term BONDS Owned December 31 of Current Year

1	2	Codes			6	7	Fair Value		10	11	Change in Book/Adjusted Carrying Value				Interest					Dates	
		3	4	5			8	9			12	13	14	15	16	17	18	19	20	21	22
CUSIP Identification	Description	C o d e	F o r e i g n	B o n d C h a r	NAIC Designation, NAIC Designation Modifier and SVO Administrative Symbol	Actual Cost	Rate Used to Obtain Fair Value	Fair Value	Par Value	Book/ Adjusted Carrying Value	Unrealized Valuation Increase/ (Decrease)	Current Year's (Amortization)/ Accretion	Current Year's Other-Than-Temporary Impairment Recognized	Total Foreign Exchange Change in Book/ Adjusted Carrying Value	Rate of	Effective Rate of	When Paid	Admitted Amount Due and Accrued	Amount Received During Year	Acquired	Stated Contractual Maturity Date
31288F-W7-5	FGLMC POOL C76970	CF	4	1.A	656	102.3080	602	588	629	(9)				5.500	3.793	MON	3	33	12/25/2015	02/01/2033	
31288F-W7-5	FGLMC POOL C76970	CF	4	1.A	980	102.3077	987	965	973	(1)				5.500	5.400	MON	4	53	12/25/2015	02/01/2033	
31288H-RA-0	FGLMC POOL C78581		4	1.A	8,792	102.3148	9,024	8,820	8,809	10				5.500	5.779	MON	40	485	08/28/2003	03/01/2033	
31288K-BU-6	FGLMC POOL C79951		4	1.A	78,274	100.9053	77,505	76,810	77,550	(196)				5.000	4.780	MON	320	3,840	05/16/2003	05/01/2033	
31288L-CM-1	FGPPPS POOL P50076	CF	4	1.A	44,785	102.3065	45,449	44,424	44,597	(35)				5.500	5.537	MON	204	2,443	02/25/2005	07/01/2033	
3128HX-WV-4	FHS 264 30 3 07/15/2042 CMO	CF	4	1.A	2,601,017	91.0729	2,267,493	2,489,756	2,582,013	(14,281)				3.000	2.422	MON	6,224	74,693	11/20/2012	07/15/2042	
3128HX-RT-4	FHS 267 30 3 08/15/2042 CMO	CF	4	1.A	1,255,698	90.1662	1,083,136	1,201,266	1,245,638	(6,386)				3.000	2.491	MON	3,003	36,038	11/19/2012	08/15/2042	
3128HX-W7-6	FHS 270 300 3 08/15/2042 CMO	CF	4	1.A	2,010,571	91.0081	1,750,203	1,923,129	1,994,799	(10,499)				3.000	2.220	MON	4,808	57,694	11/19/2012	08/15/2042	
3128KK-LY-3	FGLMC POOL A56643	CF	4	1.A	383,631	103.3757	399,358	386,317	384,661	223				5.500	5.726	MON	1,771	21,247	01/09/2007	01/01/2037	
3128KM-F6-7	FGLMC POOL A58289	CF	4	1.A	155,432	103.4091	162,329	156,977	155,822	277				5.500	6.306	MON	719	8,634	04/20/2007	03/01/2037	
3128KQ-HK-5	FGLMC POOL A60234	CF	4	1.A	191,429	103.4091	204,985	198,228	196,059	460				5.500	5.946	MON	909	10,902	06/07/2007	05/01/2037	
3128KS-AN-2	FGLMC POOL A61813	CF	4	1.A	662,160	103.3952	710,048	686,732	670,460	3,823				5.500	6.218	MON	3,148	37,770	07/25/2007	06/01/2037	
3128KS-D2-5	FGLMC POOL A61921	CF	4	1.A	357,659	103.4091	382,987	370,361	362,332	927				5.500	6.046	MON	1,697	20,370	06/07/2007	06/01/2037	
3128KS-Z9-6	FGLMC POOL A62568	CF	4	1.A	59,934	103.4091	64,178	62,062	60,740	195				5.500	6.115	MON	284	3,413	06/07/2007	06/01/2037	
3128KT-RW-2	FGLMC POOL A63201	CF	4	1.A	413,446	105.2967	431,903	410,177	412,183	(406)				6.000	6.069	MON	2,051	24,611	11/06/2007	07/01/2037	
3128KV-3J-2	FGLMC POOL A65301	CF	4	1.A	73,596	105.2967	77,276	73,389	73,473	(76)				6.000	6.149	MON	367	4,403	09/25/2007	09/01/2037	
3128KW-L7-6	FGLMC POOL A65750	CF	4	1.A	594,737	105.2967	619,750	588,575	592,527	(1,054)				6.000	5.834	MON	2,943	35,314	11/15/2007	09/01/2037	
3128M4-HC-0	FGLMC POOL G02627	CF	4	1.A	363,389	103.3757	378,256	365,904	364,004	290				5.500	5.790	MON	1,677	20,125	03/01/2007	02/01/2037	
3128M5-LM-0	FGLMC POOL G03632	CF	4	1.A	232,214	106.5742	232,375	218,041	227,551	(1,993)				6.500	4.834	MON	1,181	14,173	06/29/2009	11/01/2037	
3128M5-PW-4	FGLMC POOL G03737	CF	4	1.A	392,101	106.5742	392,374	368,170	387,293	(3,856)				6.500	4.578	MON	1,994	23,931	06/29/2009	11/01/2037	
3128M6-WE-4	FGLMC POOL G04845	CF	4	1.A	151,667	104.8021	156,915	149,726	150,945	(218)				6.000	5.994	MON	749	8,984	11/04/2008	05/01/2036	
3128M6-YJ-1	FGLMC POOL G04913	CF	4	1.A	129,190	101.3580	128,298	126,580	128,300	(356)				5.000	4.769	MON	527	6,329	01/26/2009	03/01/2038	
3128M9-GP-1	FGLMC POOL G07106	CF	4	1.A	906,486	94.8987	845,383	890,827	904,192	(2,593)				3.500	3.295	MON	2,598	31,179	12/16/2016	08/01/2042	
3128M9-NL-2	FGLMC POOL G07295	CF	4	1.A	3,182,169	94.2612	2,933,322	3,111,908	3,175,808	(9,642)				3.500	3.132	MON	9,076	108,917	04/10/2019	05/01/2042	
3128M9-X4-9	FGLMC POOL G07599	CF	4	1.A	565,450	99.6564	518,308	520,095	559,274	(5,648)				4.500	3.133	MON	1,950	23,404	05/20/2015	12/01/2043	
3128MJ-AD-2	FGLMC POOL G08003	CF	4	1.A	267,876	104.5553	273,581	261,662	265,074	(287)				6.000	5.763	MON	1,308	15,700	07/27/2004	07/01/2034	
31292H-NB-6	FGLMC POOL C01286	CF	4	1.A	8,110	103.3829	8,206	8,027	8,027	(29)				6.000	5.697	MON	40	476	08/30/2002	01/01/2032	
31292H-QU-1	FGLMC POOL C01367	CF	4	1.A	101,993	105.8550	104,804	99,007	100,422	(401)				7.000	6.746	MON	578	6,930	05/16/2002	05/01/2032	
31292H-SF-2	FGLMC POOL C01418		4	1.A	65,237	102.2482	65,819	64,798	64,798	(125)				5.500	5.410	MON	295	3,541	10/08/2002	10/01/2032	
31292H-UP-7	FGLMC POOL C01490		4	1.A	2,125	102.3082	2,140	2,092	2,108	(5)				5.500	5.401	MON	10	115	01/24/2003	02/01/2033	
31292H-VC-5	FGLMC POOL C01511		4	1.A	54,595	104.3106	55,114	52,837	53,736	(288)				6.000	5.566	MON	264	3,170	04/03/2003	03/01/2033	
31292L-GN-9	FGLMC POOL C03805	CF	4	1.A	3,256,567	95.1232	3,002,969	3,156,927	3,239,591	(12,036)				3.500	3.067	MON	9,208	110,492	12/02/2016	04/01/2042	
31296P-EA-6	FGLMC POOL A14629		4	1.A	1,843	100.9048	1,858	1,841	1,841					5.000	5.122	MON	8	92	01/20/2013	01/01/2033	
31296Q-CF-5	FGLMC POOL A15470	CF	4	1.A	368,714	102.3080	368,346	360,036	364,336	(929)				5.500	5.300	MON	1,650	19,802	02/11/2004	11/01/2033	
31296U-DS-7	FGLMC POOL A19113	CF	4	1.A	436,304	102.2970	444,244	434,269	435,104	(187)				5.500	5.586	MON	1,990	23,885	04/27/2004	02/01/2034	
31296X-QL-2	FGLMC POOL A21359	CF	4	1.A	496,308	104.5557	503,298	489,845	489,845	(1,599)				6.000	5.751	MON	2,407	28,882	06/08/2004	04/01/2034	
31297B-SR-9	FGLMC POOL A24456	CF	4	1.A	219,855	104.5553	222,399	212,710	216,738	(1,683)				6.000	4.655	MON	1,064	12,763	09/13/2004	07/01/2034	
31297D-PR-3	FGLMC POOL A25832		4	1.A	296	104.5477	273	261	277	(16)				6.000	0.448	MON	1	16	09/13/2004	08/01/2034	
31297D-PS-1	FGLMC POOL A25833		4	1.A	12,156	104.4936	12,289	11,761	11,973	(420)				6.000	5.516	MON	59	706	09/13/2004	08/01/2034	
31297D-PW-2	FGLMC POOL A25837		4	1.A	42,097	104.5500	42,582	40,729	41,436	(176)				6.000	5.518	MON	204	2,444	09/13/2004	08/01/2034	
31297G-ET-4	FGLMC POOL A28246	CF	4	1.A	234,828	102.5812	237,439	231,464	233,164	(386)				5.500	5.365	MON	1,061	12,731	01/05/2005	11/01/2034	
31297K-SQ-6	FGLMC POOL A30527	CF	4	1.A	130,029	102.5812	131,475	128,167	129,121	(432)				5.500	5.439	MON	587	7,049	01/05/2005	12/01/2034	
31297N-ZB-5	FGLMC POOL A33438	CF	4	1.A	690,617	102.5812	701,646	683,991	687,655	(1,193)				5.500	5.409	MON	3,135	37,620	03/01/2005	02/01/2035	
31297Q-ZS-7	FGLMC POOL A35285	CF	4	1.A	135,347	103.0921	137,788	133,655	134,522	(172)				5.500	5.467	MON	613	7,351	06/16/2005	06/01/2035	
31298B-JE-2	FGLMC POOL C42961	CF	4	1.A	12,657	102.4974	12,555	12,249	12,428	(80)				6.000	5.363	MON	61	735	04/03/2003	05/01/2029	

E10.22

ANNUAL STATEMENT FOR THE YEAR 2023 OF THE ZURICH AMERICAN INSURANCE COMPANY

SCHEDULE D - PART 1

Showing All Long-Term BONDS Owned December 31 of Current Year

1	2	Codes			6	7	Fair Value		10	11	Change in Book/Adjusted Carrying Value				Interest					Dates	
		3	4	5			8	9			12	13	14	15	16	17	18	19	20	21	22
CUSIP Identification	Description	C o d e	F o r e i g n	B o n d C h a r	NAIC Designation, NAIC Designation Modifier and SVO Administrative Symbol	Actual Cost	Rate Used to Obtain Fair Value	Fair Value	Par Value	Book/ Adjusted Carrying Value	Unrealized Valuation Increase/ (Decrease)	Current Year's (Amor-tization)/ Accretion	Current Year's Other-Than-Temporary Impairment Recognized	Total Foreign Exchange Change in Book/ Adjusted Carrying Value	Rate of	Effective Rate of	When Paid	Admitted Amount Due and Accrued	Amount Received During Year	Acquired	Stated Contractual Maturity Date
31298E-YZ-2	FGLMC POOL C46128	CF		4	1.A	21,497	104.7946	21,872	20,871	21,138		(103)			7.000	6.623	MON	122	1,461	05/10/2002	09/01/2030
31298S-VG-6	FGLMC POOL C56015	CF		4	1.A	192,599	102.5438	190,461	185,736	189,543		(1,517)			6.000	5.013	MON	929	11,144	01/28/2004	03/01/2031
31298V-XL-6	FGLMC POOL C58783			4	1.A	38,638	105.1953	39,462	37,513	38,019		(152)			7.000	6.684	MON	219	2,626	05/10/2002	08/01/2031
31298V-YA-9	FGLMC POOL C58805			4	1.A	17,786	105.1923	18,220	17,320	17,511		(40)			7.000	6.901	MON	101	1,212	05/10/2002	10/01/2031
31298W-JU-0	FGLMC POOL C59275	CF		4	1.A	8,951	105.1923	9,169	8,717	8,840		(26)			7.000	6.805	MON	51	610	05/10/2002	10/01/2031
3132DM-XS-9	FNCL POOL SD0700			4	1.A	5,359,477	83.8980	5,318,344	6,339,060	5,368,021		75,298			2.000	4.724	MON	10,565	84,521	04/20/2023	01/01/2051
3132DV-K7-9	FNCL POOL SD7518			4	1.A	2,784,231	90.0061	2,354,759	2,616,220	2,727,645		(13,453)			3.000	2.428	MON	6,541	78,487	04/22/2021	06/01/2050
3132EO-DL-3	FNCL POOL SD3707			4	1.A	2,480,848	105.5297	2,593,313	2,457,425	2,481,916		1,015			6.500	6.351	MON	13,311	13,311	10/25/2023	08/01/2053
3132H1-A7-2	FGHLU8 POOL U89029	CF		4	1.A	1,730,536	96.6359	1,671,797	1,729,996	1,730,338		(100)			3.500	3.551	MON	5,046	60,550	11/30/2018	01/01/2034
3132H5-BE-7	FGHLU8 POOL U95036	CF		4	1.A	2,481,421	94.2354	2,318,273	2,460,088	2,479,353		(3,822)			3.500	3.406	MON	7,175	86,103	05/02/2014	10/01/2042
3132H7-CM-4	FGHLU8 POOL U99075	CF		4	1.A	1,088,947	96.8831	1,016,108	1,048,798	1,083,667		(7,211)			4.000	3.171	MON	3,496	41,952	02/27/2014	11/01/2043
3132JA-J4-2	FGTW POOL G30982	CF		4	1.A	5,280,387	95.7599	4,841,282	5,055,647	5,222,310		(30,463)			3.500	2.802	MON	14,746	176,948	02/24/2017	12/01/2036
3132JW-Y2-1	FGLMC POOL Q45228	CF		4	1.A	2,108,779	97.0936	1,982,441	2,041,783	2,104,838		(9,589)			4.000	3.379	MON	6,806	81,671	02/27/2018	01/01/2045
3132JW-A8-7	FR POOL IIA1630			4	1.A	2,876,153	97.6089	2,775,935	2,843,936	2,873,665		(2,840)			4.150	4.076	MON	10,163	109,499	01/24/2023	11/01/2032
3132XE-C3-3	FR POOL IIN0089			4	1.A	1,488,281	91.0447	1,365,671	1,500,000	1,489,199		671			3.700	3.839	MON	4,779	56,271	08/16/2022	05/01/2037
31335A-MB-1	FGLMC POOL G60354	CF		4	1.A	324,196	97.1035	297,037	305,898	323,330		(2,964)			4.000	2.831	MON	1,020	12,236	12/18/2015	06/01/2042
31335H-5P-4	FGTW POOL C90854	CF		4	1.A	11,360	99.4971	11,047	11,103	11,118		(58)			5.500	5.117	MON	51	611	02/09/2005	09/01/2024
3133AR-BW-4	FNCL POOL C63653			4	1.A	8,982,552	85.7873	7,379,578	8,602,175	8,848,462		(24,236)			2.500	2.095	MON	17,921	215,054	09/13/2021	09/01/2051
3133AS-NR-0	FNCL POOL C67600			4	1.A	2,862,297	82.3967	2,325,015	2,821,734	2,846,855		(4,802)			2.000	1.912	MON	4,703	56,435	09/10/2021	09/01/2051
3133AT-BM-2	FNCL POOL C68144			4	1.A	5,204,237	85.7626	4,320,835	5,038,136	5,161,266		(31,565)			2.500	2.235	MON	10,496	125,954	09/28/2021	10/01/2051
3133AV-BQ-8	FNCL POOL C69947			4	1.A	5,855,943	85.6779	4,872,594	5,687,107	5,817,930		(18,932)			2.500	2.295	MON	11,848	142,178	11/01/2021	11/01/2051
3133AW-F8-2	FNCL POOL QD0191			4	1.A	6,148,608	85.7027	5,115,266	5,968,616	6,110,300		(20,361)			2.500	2.095	MON	12,435	149,215	11/01/2021	11/01/2051
3133AW-LU-6	FNCL POOL QD0339			4	1.A	12,298,181	85.7027	10,239,100	11,947,231	12,177,679		(44,802)			2.500	2.372	MON	24,890	298,681	11/01/2021	11/01/2051
3133AW-SB-1	FNCL POOL QD0514			4	1.A	991,908	81.9365	805,248	982,771	987,892		(753)			2.000	1.927	MON	1,638	19,655	11/09/2021	11/01/2051
3133BA-JV-1	FNCL POOL QE1496			4	1.A	1,925,413	95.5062	1,828,603	1,914,643	1,922,256		(1,843)			4.000	3.995	MON	6,382	76,586	04/27/2022	05/01/2052
3133BJ-MJ-8	FNCL POOL QE8461			4	1.A	1,807,681	94.6182	1,731,223	1,829,695	1,810,752		1,825			4.000	4.218	MON	6,099	73,188	08/19/2022	08/01/2052
3133KP-ZA-9	FNCL POOL RA7937	CF		4	1.A	4,594,159	98.9739	4,632,429	4,680,455	4,605,987		16,956			5.000	5.570	MON	19,502	175,517	02/24/2023	09/01/2052
3133KQ-WU-6	FNCL POOL RA8759			4	1.A	7,276,982	101.6422	7,359,685	7,240,778	7,272,635		(5,561)			5.500	5.513	MON	33,187	298,682	03/02/2023	03/01/2053
3133KY-VF-3	FNCT POOL RB5114			4	1.A	2,415,476	85.9784	2,038,251	2,370,656	2,402,004		(4,422)			2.000	1.815	MON	3,951	47,413	05/21/2021	06/01/2041
3133TL-BV-9	FNR 2162 TH 6 06/15/2029 CMO	CF		4	1.A	151,130	101.1320	151,199	149,506	150,317		(411)			6.000	5.852	MON	748	8,970	02/01/2007	06/15/2029
31359K-BY-2	FNR 1996-16 Z 7.5 06/25/2026 CMO	CF		4	1.A	8,137	99.6173	7,694	7,723	7,867		(228)			7.500	2.405	MON	48	579	08/09/2002	06/25/2026
31359K-PQ-4	FNR 1996-32 PJ 7 08/25/2026 CMO	CF		4	1.A	7,268	99.7962	6,575	6,589	7,226		(501)			7.000	7.000	MON	38	461	03/29/2004	08/25/2026
31359P-JQ-0	FNR 1997-30 ZB 7.5 05/18/2027 CMO	CF		4	1.A	60,247	100.8860	57,276	56,773	57,719		(719)			7.500	6.135	MON	355	4,258	06/12/2002	05/18/2027
31359P-S3-1	FNR 1997-42 Z 7.5 07/18/2027 CMO	CF		4	1.A	53,177	100.5550	49,358	49,086	51,328		(1,699)			7.500	3.134	MON	307	3,682	09/03/2002	07/18/2027
3136A0-WR-4	FNR 2011-76 PL 4 08/25/2041 CMO	CF		4	1.A	1,646,233	98.2263	1,502,907	1,530,045	1,614,095		(17,168)			4.000	2.683	MON	5,100	61,202	05/31/2017	08/25/2041
3136A4-ZA-6	FNR 2012-38 PA 2 09/25/2041 CMO	CF		4	1.A	529,178	92.2273	492,704	534,228	531,968		752			2.000	2.172	MON	890	10,685	09/15/2020	09/25/2041
3136A4-VII-6	FNR 2012-14 Z 4 03/25/2042 CMO	CF		4	1.A	3,729,954	95.5953	3,474,579	3,634,675	3,719,236		(14,175)			4.000	3.611	MON	12,116	145,387	09/01/2020	03/25/2042
3136AA-LT-0	FNR 2012-139 JA 3.5 12/25/2042 CMO	CF		4	1.A	2,490,490	94.0420	2,362,036	2,511,682	2,495,531		2,854			3.500	3.679	MON	7,326	87,909	10/17/2018	12/25/2042
3136AD-CU-1	FNR 2013-23 KJ 2.25 05/25/2042 CMO	CF		4	1.A	2,943,479	90.8350	2,812,581	3,096,362	2,983,742		14,271			2.250	2.815	MON	5,806	69,668	08/30/2013	05/25/2042
3136AG-A6-9	FNR 2013-101 E 3 10/25/2033 CMO	CF		4	1.A	3,094,938	95.5423	2,827,633	2,959,562	3,006,584		(13,382)			3.000	2.542	MON	7,399	88,787	11/07/2016	10/25/2033
3136AG-G4-8	FNR 2013-106 PY 3 10/25/2033 CMO	CF		4	1.A	3,616,556	94.7841	3,405,571	3,592,977	3,601,584		(2,335)			3.000	2.968	MON	8,982	107,789	01/15/2016	10/25/2033
3136AL-QT-1	FNR 2014-68 DY 3.5 11/25/2034 CMO	CF		4	1.A	11,127,301	94.0796	10,056,819	10,689,692	10,901,237		(34,640)			3.500	3.157	MON	31,178	374,139	04/10/2017	11/25/2034
3136AP-TK-8	FNR 2015-56 VM 3.5 03/25/2032 CMO	CF		4	1.A	3,592,372	97.6501	3,395,480	3,477,190	3,499,964		(12,365)			3.500	3.175	MON	10,142	121,702	12/18/2015	03/25/2032
3136AQ-TL-4	FNR 2015-91 AF FLT 12/25/2045 CMO	CF		4	1.A	1,262,126	98.3339	1,246,111	1,267,225	1,261,967		1,001			5.250	5.485	MON	5,544	55,150	11/10/2015	12/25/2045
3136AQ-VJ-6	FNR 2015-90 UQ 3.5 12/25/2045 CMO	CF		4	1.A	2,057,208	93.9192	1,803,672	1,920,451	2,005,001		(17,262)			3.500	2.511	MON	5,601	67,216	06/20/2016	12/25/2045

E10.23

ANNUAL STATEMENT FOR THE YEAR 2023 OF THE ZURICH AMERICAN INSURANCE COMPANY

SCHEDULE D - PART 1

Showing All Long-Term BONDS Owned December 31 of Current Year

1	2	Codes			6	7	Fair Value		10	11	Change in Book/Adjusted Carrying Value				Interest				Dates		
		3	4	5			8	9			12	13	14	15	16	17	18	19	20	21	22
CUSIP Identification	Description	C o d e	F o r e i g n	B o n d C h a r	NAIC Designation, NAIC Designation Modifier and SVO Administrative Symbol	Actual Cost	Rate Used to Obtain Fair Value	Fair Value	Par Value	Book/ Adjusted Carrying Value	Unrealized Valuation Increase/ (Decrease)	Current Year's (Amortization)/ Accretion	Current Year's Other-Than-Temporary Impairment Recognized	Total Foreign Exchange Change in Book/ Adjusted Carrying Value	Rate of	Effective Rate of	When Paid	Admitted Amount Due and Accrued	Amount Received During Year	Acquired	Stated Contractual Maturity Date
3136AR-T4-0	FNR 2016-25 LA 3 07/25/2045 CMO	.CF.		4	1.A	1,612,333	.92	1,433,257	1,550,786	1,581,730	(6,627)				3.000	2.561	MON	3,877	46,524	04/26/2016	07/25/2045
3136AR-X8-6	FNR 2016-30 LY 3.5 05/25/2036 CMO	.CF.		4	1.A	3,342,672	.93	2,883,592	3,100,000	3,213,823	(15,108)				3.500	2.974	MON	9,042	108,500	04/14/2016	05/25/2036
3136AS-06-6	FNR 2016-39 LA 2.5 03/25/2045 CMO	.CF.		4	1.A	461,732	.91	463,019	464,636	463,269	357				2.500	2.615	MON	968	11,616	04/05/2017	03/25/2045
3136AS-XL-5	FNR 2016-43 MA 3 10/25/2045 CMO	.CF.		4	1.A	3,229,360	.92	2,860,288	3,087,527	3,160,700	(15,272)				3.000	2.490	MON	7,719	92,626	06/06/2016	10/25/2045
3136AV-6R-5	FNGT 2017-T1 A 2.898 06/25/2027 CMO	.CF.		4	1.A	9,400,546	.94	8,900,346	9,400,546	9,400,016	(60)				2.898	2.999	MON	22,702	272,428	04/19/2017	06/25/2027
3136AX-M2-8	FNR 2017-67 BN 3 02/25/2044 CMO	.CF.		4	1.A	6,600,704	.93	4,427	6,216,084	6,502,901	(68,457)				3.000	1.880	MON	15,540	186,482	09/09/2021	02/25/2044
3136AX-QN-8	FNR 2017-58 P 3 06/25/2046 CMO	.CF.		4	1.A	2,012,399	.92	4,304	2,051,260	2,030,355	4,224				3.000	3.278	MON	5,128	61,538	08/16/2018	06/25/2046
3136BO-0T-6	FNR 2017-109 JL 3 01/25/2048 CMO	.CF.		4	1.A	5,296,989	.81	4,610	5,488,219	5,369,509	7,168				3.000	3.256	MON	13,721	164,447	12/07/2017	01/25/2048
3136B9-5F-0	FNR 2020-36 KB 2.5 03/25/2050 CMO	.CF.		4	1.A	581,759	.89	2,758	651,831	580,135	9,029				2.500	4.588	MON	1,358	16,296	12/15/2022	03/25/2050
31371K-ML-2	FNCL POOL 254263	.CF.		4	1.A	30,968	104	9615	30,629	30,767	(42)				6.500	6.516	MON	166	1,991	02/26/2002	04/01/2032
31371L-GJ-2	FNCL POOL 255001	.CF.		4	1.A	82,388	105	3266	82,632	80,484	(392)				6.500	5.871	MON	425	5,100	01/20/2004	11/01/2033
31371L-H3-6	FNCL POOL 255050	.CF.		4	1.A	35,225	106	6960	35,373	33,153	(265)				7.000	6.260	MON	193	2,321	12/04/2003	12/01/2033
31371L-HJ-1	FNCL POOL 255033	.CF.		4	1.A	102,917	105	3266	103,160	97,943	(489)				6.500	6.031	MON	531	6,366	01/20/2004	12/01/2033
31374C-QE-9	FNJMCK POOL 310153	.CF.		4	1.A	2,380,663	.97	2,210	2,313,604	2,371,315	(9,490)				4.500	4.159	MON	8,676	104,112	10/11/2018	11/01/2039
31374C-RL-2	FNJMCK POOL 310191	.CF.		4	1.A	667,527	.97	6,951	653,051	647,986	666,174				4.500	3.683	MON	2,430	29,159	10/11/2018	05/01/2041
31374T-3B-3	FNCL POOL 323994	.CF.		4	1.A	10,308	104	2814	10,468	10,139	(67)				8.000	7.612	MON	67	803	05/10/2002	10/01/2029
3137A0-Y8-2	FHR 3704 ED 4 12/15/2036 CMO	.CF.		4	1.A	150,487	.99	1,167	140,881	142,287	(645)				4.000	3.695	MON	474	5,685	08/25/2010	12/15/2036
3137A3-RX-9	FHR 3776 AC 4 12/15/2030 CMO	.CF.		4	1.A	1,455,929	.98	6,496	1,535,089	1,530,502	9,675				4.000	4.741	MON	5,187	62,244	01/28/2011	12/15/2030
3137A4-JM-0	FHR 3777 WA 4 12/15/2040 CMO	.CF.		4	1.A	510,007	.96	0052	452,579	471,410	(4,715)				4.000	2.888	MON	1,571	18,856	05/22/2012	12/15/2040
3137AE-KW-4	FHR 3910 CW 4 03/15/2041 CMO	.CF.		4	1.A	2,015,405	.98	7,750	1,850,302	1,873,249	(20,349)				4.000	2.913	MON	6,244	74,930	08/26/2015	03/15/2041
3137AX-XW-8	FHR 4159 LV 3.5 11/15/2032 CMO	.CF.		4	1.A	930,438	.99	0348	852,215	860,045	(2,877)				3.500	3.319	MON	2,510	30,118	01/23/2013	11/15/2032
3137B0-CN-2	FHR 4184 GM 3.5 09/15/2041 CMO	.CF.		4	1.A	3,695,059	.97	0069	3,308,416	3,410,496	(28,393)				3.500	2.583	MON	9,947	119,367	03/05/2013	09/15/2041
3137B3-PX-0	FHR 4242 PA 3.5 05/15/2041 CMO	.CF.		4	1.A	824,547	.98	1645	802,267	817,268	(818,801)				3.500	3.329	MON	2,384	28,604	04/23/2018	05/15/2041
3137BA-VH-1	FHR 4340 UZ 3.5 05/15/2042 CMO	.CF.		4	1.A	3,465,417	.91	8,822	3,426,690	3,577,189	14,383				3.500	4.123	MON	10,878	128,089	12/01/2023	05/15/2042
3137BA-YY-2	FHR 4336 GZ 3.5 02/15/2053 CMO	.CF.		4	1.A	1,214,574	.74	0594	1,030,495	1,391,444	1,819				3.500	4.165	MON	4,058	47,790	12/01/2023	02/15/2053
3137BB-6J-4	FHR 4338 MC 3 01/15/2054 CMO	.CF.		4	1.A	2,311,707	.76	4703	2,018,145	2,413,213	9,137				3.000	3.708	MON	6,598	79,174	06/13/2014	01/15/2054
3137BB-HK-9	FHR 4350 FK FLT 06/15/2038 CMO	.CF.		4	1.A	1,199,732	.96	9759	1,162,543	1,200,462	182				5.254	5.483	MON	10,535	48,793	06/16/2014	06/15/2038
3137BC-3K-2	FHR 4361 AZ 3.5 07/15/2044 CMO	.CF.		4	1.A	5,145,608	.93	0848	5,167,278	5,551,151	5,327,466				3.500	4.226	MON	16,191	190,656	12/01/2023	07/15/2044
3137BC-6U-7	FHR 4361 WZ 3.5 05/15/2044 CMO	.CF.		4	1.A	1,867,148	.84	7147	1,780,258	1,931,511	7,379				3.500	4.269	MON	6,129	72,176	12/01/2023	05/15/2044
3137BC-NQ-7	FHR 4363 FA FLT 09/15/2041 CMO	.CF.		4	1.A	602,895	.98	2218	595,898	606,687	758				5.039	5.298	MON	5,105	25,021	12/18/2015	09/15/2041
3137BD-KG-0	FHR 4384 LB 3.5 08/15/2043 CMO	.CF.		4	1.A	4,766,861	.95	6187	4,164,349	4,355,162	(38,489)				3.500	2.636	MON	12,703	152,431	07/28/2016	08/15/2043
3137BG-04-4	FHR 4445 WY 2.5 03/15/2045 CMO	.CF.		4	1.A	3,907,474	.82	3,946	4,425,578	4,114,645	24,217				2.500	3.306	MON	9,220	110,639	09/23/2015	03/15/2045
3137BG-ZB-8	FHR 4448 TF FLT 05/15/2040 CMO	.CF.		4	1.A	1,051,866	.98	4,332	1,051,866	1,053,023	(133)				5.356	5.453	MON	9,482	44,630	03/26/2015	05/15/2040
3137BJ-TH-6	FHR 4482 DJ 3 06/15/2045 CMO	.CF.		4	1.A	5,258,197	.90	0014	5,007,678	5,564,000	19,180				3.000	3.500	MON	13,910	166,920	01/18/2019	06/15/2045
3137BN-DW-1	FHR 4559 YL 4 03/15/2046 CMO	.CF.		4	1.A	3,220,203	.93	8840	2,710,680	2,887,266	(17,676)				4.000	3.539	MON	9,624	115,491	07/29/2016	03/15/2046
3137BS-3J-0	FHR 4616 HP 3 09/15/2046 CMO	.CF.		4	1.A	815,344	.90	9416	732,051	804,968	(1,295)				3.000	2.849	MON	2,012	24,149	05/01/2017	09/15/2046
3137F3-KL-7	FHR 4763 CE 3 03/15/2037 CMO	.CF.		4	1.A	3,120,121	.94	7,901	2,996,900	3,161,617	7,225				3.000	3.320	MON	7,904	94,848	05/24/2018	03/15/2037
3137FU-D6-8	FHR 4994 GV 2 06/25/2046 CMO	.CF.		4	1.A	2,548,193	.78	8625	2,591,816	3,286,500	53,480				2.000	4.736	MON	5,478	65,730	11/30/2022	06/25/2046
3137HO-R7-5	FHR 5112 GA 1.5 03/15/2036 CMO	.CF.		4	1.A	5,804,633	.91	9,906	5,684,721	5,813,092	(27,834)				1.500	0.984	MON	7,106	85,271	05/17/2021	03/15/2036
31383D-7J-6	FNCL POOL 500497	.CF.		4	1.A	1,856	104	3605	1,916	1,843	(3)				6.500	6.501	MON	10	119	05/10/2002	06/01/2029
31385J-JC-3	FNCL POOL 545759	.CF.		4	1.A	255,744	104	9615	260,476	252,435	(1,313)				6.500	6.007	MON	1,344	16,131	06/23/2004	07/01/2032
31385J-KB-0	FNCL POOL 545819	.CF.		4	1.A	159,389	104	6968	158,976	156,093	(1,312)				6.500	5.644	MON	822	9,870	01/28/2004	08/01/2032
31385W-ZT-9	FNCL POOL 555254	.CF.		4	1.A	98,632	104	6968	98,921	96,456	(712)				6.500	5.808	MON	512	6,141	04/24/2003	01/01/2033
31385X-TY-3	FNCL POOL 555967	.CF.		4	1.A	314,550	102	1926	317,650	313,202	(648)				5.500	5.380	MON	1,425	17,096	05/26/2005	11/01/2033
31386X-W5-1	FNCL POOL 576768	.CF.		4	1.A	76,407	100	0125	68,117	68,528	(493)				6.000	5.492	MON	341	4,086	02/23/2005	08/01/2026

E10.24

ANNUAL STATEMENT FOR THE YEAR 2023 OF THE ZURICH AMERICAN INSURANCE COMPANY

SCHEDULE D - PART 1

Showing All Long-Term BONDS Owned December 31 of Current Year

1	2	Codes			6	7	Fair Value		10	11	Change in Book/Adjusted Carrying Value				Interest					Dates	
		3	4	5			8	9			12	13	14	15	16	17	18	19	20	21	22
CUSIP Identification	Description	C o d e	F o r e i g n	B o n d C h a r	NAIC Designation, NAIC Designation Modifier and SVO Administrative Symbol	Actual Cost	Rate Used to Obtain Fair Value	Fair Value	Par Value	Book/ Adjusted Carrying Value	Unrealized Valuation Increase/ (Decrease)	Current Year's (Amortization)/ Accretion	Current Year's Other Than-Temporary Impairment Recognized	Total Foreign Exchange Change in Book/ Adjusted Carrying Value	Rate of	Effective Rate of	When Paid	Admitted Amount Due and Accrued	Amount Received During Year	Acquired	Stated Contractual Maturity Date
31389N-F2-6	FNCL POOL 630285			4	1.A	27,510	104.9476	28,683	27,331	27,385		(14)			6.500	6.633	MON	148	1,777	05/10/2002	03/01/2032
31389S-5Y-6	FNCL POOL 634563	CF		4	1.A	28,360	104.9545	29,467	28,076	28,103		(9)			6.500	6.663	MON	152	1,825	05/10/2002	03/01/2032
3138A2-CW-7	FNCL POOL AH0984	CF		4	1.A	575,059	97.1063	526,054	541,730	568,470		(3,869)			4.000	3.157	MON	1,806	21,669	05/08/2012	12/01/2040
3138AP-EB-0	FNCL POOL A19129	CF		4	1.A	1,467,045	96.9690	1,340,672	1,382,578	1,449,552		(14,389)			4.000	2.891	MON	4,609	55,303	05/27/2014	09/01/2042
3138AW-Z8-9	FNCL POOL AJ5266	CF		4	1.A	6,682,709	96.9892	6,042,479	6,230,056	6,618,232		(93,922)			4.000	2.435	MON	20,767	249,202	12/10/2012	11/01/2041
3138EG-GS-7	FNCL POOL AL0208	CF		4	1.A	1,133,751	99.4303	1,035,846	1,041,781	1,122,143		(21,460)			4.500	2.950	MON	3,907	46,880	01/02/2015	05/01/2041
3138EJ-MK-1	FNCL POOL AL2161	CF		4	1.A	1,763,016	97.4707	1,608,117	1,649,847	1,746,694		(13,807)			4.000	3.039	MON	5,499	65,994	02/27/2017	06/01/2042
3138EP-WU-4	FNCL POOL AL6958	CF		4	1.A	1,042,199	102.9757	957,824	930,146	1,014,654		(19,297)			5.500	3.204	MON	4,263	51,158	08/14/2015	04/01/2040
3138ER-ZB-5	FN POOL AL9769	CF		4,5	1.A	5,881,474	95.5649	5,779,518	6,047,741	5,992,586		22,845			2.662	3.081	MON	13,863	163,196	02/16/2017	12/01/2026
3138ER-2F-6	FNCL POOL AL9773	CF		4	1.A	5,627,022	90.3140	5,029,341	5,568,725	5,615,895		(6,756)			3.000	2.894	MON	13,922	167,062	06/21/2017	01/01/2047
3138ER-TK-6	FNCL POOL AL9553	CF		4	1.A	745,071	94.7909	683,718	721,291	742,528		(3,506)			3.500	2.958	MON	2,104	25,245	12/05/2016	02/01/2046
3138EU-U2-4	FNCL POOL AL9600	CF		4	1.A	1,034,895	94.7909	955,457	1,007,963	1,031,853		(3,351)			3.500	3.147	MON	2,940	35,279	02/01/2017	01/01/2044
3138LN-ZN-4	FN POOL AN9748	CF		4	1.A	11,104,693	95.8468	9,654,646	10,072,998	10,781,241		(156,608)			3.700	2.030	MON	32,094	377,877	09/10/2021	07/01/2028
3138W0-F9-5	FNCL POOL AR2891	CF		4	1.A	8,798,382	91.0146	7,633,023	8,386,587	8,708,696		(47,608)			3.000	2.267	MON	20,966	251,598	12/10/2012	01/01/2043
3138W2-WH-4	FNCL POOL AR5147	CF		4	1.A	1,656,150	91.1975	1,447,925	1,587,681	1,641,984		(6,619)			3.000	2.590	MON	3,969	47,630	08/23/2016	03/01/2043
3138WB-3N-3	FNCL POOL AS2604	CF		4	1.A	1,950,928	96.6321	1,779,824	1,841,855	1,914,939		(6,675)			4.000	3.549	MON	6,140	73,674	06/02/2014	05/01/2044
3138WC-LM-3	FNCL POOL AS3031	CF		4	1.A	869,064	94.6889	802,592	847,609	866,954		(3,622)			3.500	3.014	MON	2,472	29,666	02/01/2017	08/01/2044
3138WD-JM-4	FNCL POOL AS3867	CF		4	1.A	3,245,365	96.8679	2,990,011	3,086,690	3,226,731		(21,153)			4.000	3.186	MON	10,289	123,467	02/15/2017	11/01/2044
3138WH-SQ-6	FNCL POOL AS7726	CF		4	1.A	1,272,478	90.3831	1,058,708	1,171,357	1,260,079		(11,576)			3.000	1.975	MON	2,928	35,141	01/20/2021	08/01/2046
3138X9-T5-8	FNHLR POOL AU9571	CF		4	1.A	949,210	96.7719	884,835	914,351	941,474		(6,669)			4.000	3.619	MON	3,048	36,574	04/24/2014	10/01/2043
3138X9-T6-6	FNHLR POOL AU9572	CF		4	1.A	955,985	96.7719	891,150	920,877	949,186		(4,220)			4.000	3.336	MON	3,070	36,835	04/24/2014	10/01/2043
3138XD-3W-8	FNHLR POOL AV2612	CF		4	1.A	1,008,948	96.7719	944,930	976,451	1,001,909		(6,102)			4.000	3.272	MON	3,255	39,058	02/14/2014	11/01/2043
3138XJ-XU-6	FNCL POOL AV6990	CF		4	1.A	3,790,979	96.6321	3,501,366	3,623,397	3,738,099		(13,997)			4.000	3.691	MON	12,078	144,936	04/29/2014	05/01/2044
3138XJ-Y9-2	FNCL POOL AV7035	CF		4	1.A	472,883	100.0433	429,592	429,406	464,955		(2,458)			4.500	3.682	MON	1,610	19,323	11/02/2015	11/01/2044
3138YL-2H-3	FNCL POOL AY7075	CF		4	1.A	1,392,734	94.1263	1,270,050	1,349,304	1,387,367		(4,920)			3.500	3.056	MON	3,935	47,226	07/27/2017	04/01/2045
31391K-3K-1	FNCL POOL 669602	CF		4	1.A	132,776	102.1296	135,266	132,445	132,508		(14)			5.500	5.629	MON	607	7,285	11/29/2002	01/01/2033
31391R-V6-3	FNCL POOL 674933	CF		4	1.A	92,592	102.1296	94,328	92,361	92,403		(9)			5.500	5.630	MON	423	5,080	11/29/2002	12/01/2032
313920-UK-4	FNGT 2001-T8 A 7.5 07/25/2041 WHOLE LOAN	CF		4	1.A	160,109	99.7862	149,599	149,919	150,082		(40)			7.500	7.727	MON	937	11,244	05/07/2004	07/25/2041
313921-6A-1	FNGT 2001-T10 A1 7 12/25/2041 WHOLE LOAN	CF		4	1.A	436,924	101.8640	423,343	415,597	437,238		(2,433)			7.000	6.229	MON	2,424	29,092	05/10/2002	12/25/2041
31392A-5M-6	FNGT 2001-T12 7.5 08/25/2041 WHOLE LOAN	CF		4	1.A	199,162	101.8805	192,928	189,366	198,873		(1,045)			7.500	6.836	MON	1,184	14,202	05/10/2002	08/25/2041
31392A-7C-6	FNGT 2002-T1 A 7.5 11/25/2031 WHOLE LOAN	CF		4	1.A	239,077	104.3433	236,737	226,882	235,314		(2,611)			7.500	6.222	MON	1,418	17,016	01/24/2002	11/25/2031
31392J-V6-3	FNR 2003-21 PZ 4.5 03/25/2033 CMO	CF		4	1.A	632,989	99.0671	691,118	697,626	673,435		6,406			4.500	5.751	MON	2,616	31,393	12/05/2006	03/25/2033
31392P-QU-2	FNR 2482 EJ 6 07/15/2032 CMO	CF		4	1.A	339,918	102.9260	322,451	327,656	322,451		(1,283)			6.000	5.685	MON	1,612	19,347	01/22/2003	07/15/2032
31393E-LG-2	FNI 2003-W12 4.48 06/25/2043 WHOLE LOAN	CF		4	1.A	1,625,971	97.2479	1,565,566	1,609,872	1,621,449		(1,879)			4.480	4.408	MON	6,010	72,122	05/26/2009	06/25/2043
31393G-EN-0	FHR 2545 10 5.5 12/15/2032 CMO	CF		4,6	1.A	6,463	11.9255	3,627	2,953	2,953		(787)			0.000	35.173	MON	139	1,673	03/02/2005	12/15/2032
31393L-FM-0	FSPC T-54 3A 7 02/25/2043 WHOLE LOAN	CF		4	1.A	1,683,302	106.7224	1,660,506	1,555,912	1,625,591		(7,384)			7.000	6.328	MON	9,076	108,914	07/30/2003	02/25/2043
31393X-FT-9	FNGT 2004-T1 1 6.5 01/25/2044 WHOLE LOAN	CF		4	1.A	108,503	102.3643	105,356	102,923	109,283		(997)			6.500	5.548	MON	558	6,690	08/10/2004	01/25/2044
31394A-B4-7	FNI 2004-W11 1 6.5 05/25/2044 WHOLE LOAN	CF		4	1.A	390,515	102.2371	378,325	370,047	390,457		(2,746)			6.500	5.899	MON	2,004	24,053	08/25/2004	05/25/2044
31394A-P5-9	FNR 2004-76 CG 4.5 10/25/2024 CMO	CF		4	1.A	4,673	99.1106	4,256	4,343	4,343		(277)			4.500	4.500	MON	16	193	08/01/2011	10/25/2024
31394C-B4-3	FNI 2005-W1 1A 6.5 10/25/2044 WHOLE LOAN	CF		4	1.A	670,670	103.2819	662,060	641,022	671,648		(3,493)			6.500	5.799	MON	3,472	41,666	02/15/2005	10/25/2044
31394C-LX-8	FNR 2005-12 ED 4.5 03/25/2025 CMO	CF		4	1.A	7,994	98.9059	8,406	8,499	8,301		557			4.500	12.702	MON	32	382	04/20/2007	03/25/2025
31394D-JV-3	FNI 2005-W2 A 5.41 05/25/2035 WHOLE LOAN	CF		4	1.A	2,336,459	97.1401	2,586,505	2,662,631	2,620,730		8,972			5.410	5.941	MON	12,004	144,048	06/30/2006	05/25/2035
31394D-N8-9	FNR 2005-45 BE 4.5 06/25/2025 CMO	CF		4	1.A	11,824	99.1811	12,705	12,810	12,327		601			4.500	16.162	MON	48	577	03/21/2006	06/25/2025
31394E-FT-0	FNR 2005-64 PL 5.5 07/25/2035 CMO	CF		4	1.A	47,190	102.1430	45,974	45,010	48,990		(892)			5.500	3.123	MON	206	2,476	06/25/2009	07/25/2035
31394F-H6-5	FNR 2005-83 LA 5.5 10/25/2035 CMO	CF		4	1.A	51,289	102.1140	49,954	48,919	52,134		(893)			5.500	3.442	MON	224	2,690	06/25/2009	10/25/2035

E10.25

ANNUAL STATEMENT FOR THE YEAR 2023 OF THE ZURICH AMERICAN INSURANCE COMPANY

SCHEDULE D - PART 1

Showing All Long-Term BONDS Owned December 31 of Current Year

1	2	Codes			6	7	Fair Value		10	11	Change in Book/Adjusted Carrying Value				Interest					Dates	
		3	4	5			8	9			12	13	14	15	16	17	18	19	20	21	22
CUSIP Identification	Description	C o d e	F o r e i g n	B o n d C h a r	NAIC Designation, NAIC Designation Modifier and SVO Administrative Symbol	Actual Cost	Rate Used to Obtain Fair Value	Fair Value	Par Value	Book/ Adjusted Carrying Value	Unrealized Valuation Increase/ (Decrease)	Current Year's (Amortization)/ Accretion	Current Year's Other-Than-Temporary Impairment Recognized	Total Foreign Exchange Change in Book/ Adjusted Carrying Value	Rate of	Effective Rate of	When Paid	Admitted Amount Due and Accrued	Amount Received During Year	Acquired	Stated Contractual Maturity Date
31394F-N5-0	FNR 2005-84 XM 5.75 10/25/2035 CMO	CF		4	1.A	326,713	102.6790	331,324	322,679	326,222	(902)				5.750	5.537	MON	1,546	18,554	02/23/2006	10/25/2035
31394G-BQ-5	FHR 2647 A 3.25 04/15/2032 CMO	CF		4	1.A	51,039	96.3517	52,518	54,506	52,769	730				3.250	4.763	MON	148	1,772	08/28/2004	04/15/2032
31394X-2C-9	FHR 2783 JY 5 04/15/2024 CMO	CF		4	1.A	12,135	99.6441	13,161	13,208	13,181	227				5.000	7.349	MON	55	661	08/17/2007	04/15/2024
31395D-AN-9	FNR 2006-31 PO 0 05/25/2036 CMO	CF		4	1.A	337,331	88.0982	404,329	458,953	408,423	14,223					3.205	MON			07/05/2006	05/25/2036
31395J-JS-6	FHR 2882 QD 4.5 07/15/2034 CMO	CF		4	1.A	19,339	99.4899	20,003	20,105	20,087	113				4.500	5.944	MON	75	905	05/07/2007	07/15/2034
31395M-W7-0	FHR 2938 EB 5 02/15/2025 CMO	CF		4	1.A	29,803	99.6866	31,433	31,532	31,339	394				5.000	6.596	MON	131	1,577	09/24/2007	02/15/2025
31395P-UW-0	FHR 2950 AC 4.5 03/15/2025 CMO	CF		4	1.A	531	99.2975	581	585	571	83				4.500	23.834	MON	2	26	04/20/2007	03/15/2025
31395Q-CY-4	FNS 411 A3 3 08/25/2042 CMO	CF		4	1.A	4,236,453	91.0269	3,689,148	4,052,810	4,207,470	(23,713)				3.000	2.309	MON	10,132	121,584	11/19/2012	08/25/2042
31396H-TN-9	FHR 3108 PO 0 02/15/2036 CMO	CF		4	1.A	418,504	86.5223	482,878	558,097	499,987	17,759				3.000	3.833	MON			03/20/2006	02/15/2036
31396L-VP-2	FNR 2006-110 PO 0 11/25/2036 CMO	CF		4	1.A	133,734	82.7817	154,363	186,471	157,235	6,385					4.260	MON			10/10/2006	11/25/2036
31398N-NJ-9	FNR 2010-115 PN 4 10/25/2040 CMO	CF		4	1.A	1,997,319	97.0103	1,786,325	1,841,377	1,937,294	(16,708)				4.000	2.994	MON	6,138	73,655	05/28/2015	10/25/2040
31398R-DH-5	FNR 2010-43 MK 5.5 05/25/2040 CMO	CF		4	1.A	39,124	101.0110	35,886	35,527	39,223	(1,605)				5.500	0.695	MON	163	1,954	11/23/2016	05/25/2040
31398S-6Y-4	FNR 2011-7 B 3.5 02/25/2026 CMO	CF		4	1.A	594,906	98.2642	658,218	669,845	663,920	6,191				3.500	4.599	MON	1,954	23,445	01/20/2011	02/25/2026
31398S-7K-3	FNR 2011-7 BC 3.5 02/25/2026 CMO	CF		4	1.A	311,251	98.2642	333,207	339,093	335,257	4,202				3.500	4.957	MON	989	11,868	01/20/2011	02/25/2026
31400A-WL-8	FNCL POOL 682051	CF		4	1.A	100,556	100.7881	101,714	100,918	100,672	99				5.000	5.178	MON	420	5,046	04/03/2005	04/01/2033
31400P-Z7-3	FNCL POOL 693866	CF		4	1.A	160,564	102.1926	161,959	158,484	159,326	(496)				5.500	5.448	MON	726	8,717	03/25/2003	04/01/2033
31400T-3W-5	FNCL POOL 697513	CF		4	1.A	20,692	100.7962	20,932	20,767	20,729	7				5.000	5.162	MON	87	1,098	04/03/2003	04/01/2033
31400V-6Z-0	FNCL POOL 699388	CF		4	1.A	27,550	102.1949	27,790	27,193	27,314	(35)				5.500	5.450	MON	125	1,496	03/25/2003	04/01/2033
31401B-XA-8	FNCL POOL 703673	CF		4	1.A	345,273	102.1926	348,272	340,800	342,914	(468)				5.500	5.387	MON	1,562	18,744	03/25/2003	04/01/2033
31402D-F7-0	FNCL POOL 725690	CF		4	1.A	492,587	104.4200	507,383	485,906	490,651	(1,177)				6.000	5.856	MON	2,430	29,154	12/18/2007	08/01/2034
31402J-YG-6	FNCL POOL 730711	CF		4	1.A	282,951	102.1892	287,483	281,325	282,328	(330)				5.500	5.488	MON	1,289	15,473	08/03/2005	08/01/2033
31403A-V4-4	FNCL POOL 743235	CF		4	1.A	319,814	102.1879	319,546	312,705	316,365	(721)				5.500	5.337	MON	1,433	17,199	02/09/2004	10/01/2033
31403C-6L-0	FNCL POOL 745275	CF		4	1.A	2,665,136	101.0517	2,481,197	2,455,374	2,614,588	(36,382)				5.000	3.354	MON	10,231	122,769	12/10/2012	02/01/2036
31403D-BD-0	FNCL POOL 745336	CF		4	1.A	359,094	101.0517	355,103	351,407	357,228	(1,287)				5.000	4.658	MON	1,464	17,570	01/26/2009	03/01/2036
31403D-RX-9	FNCL POOL 745802	CF		4	1.A	531,956	104.9360	553,457	527,424	529,889	(578)				6.000	6.019	MON	2,637	31,645	10/05/2006	07/01/2036
31403G-PQ-9	FNPPKL POOL 748431	CF		4	1.A	229,287	102.1903	232,421	227,440	228,379	(170)				5.500	5.540	MON	1,042	12,509	02/25/2005	08/01/2033
31403N-JF-5	FNCL POOL 753662	CF		4	1.A	239,120	102.1848	241,626	236,459	237,664	(333)				5.500	5.480	MON	1,084	13,005	11/05/2003	12/01/2033
31403R-N8-7	FNCL POOL 755615	CF		4	1.A	137,401	102.1848	137,062	134,132	135,753	(522)				5.500	5.159	MON	615	7,377	01/13/2004	01/01/2034
31403W-FN-2	FNCL POOL 759873	CF		4	1.A	202,673	102.4736	201,073	196,220	199,580	(1,178)				5.500	4.848	MON	899	10,792	03/09/2004	02/01/2034
31404H-PS-2	FNCL POOL 769133	CF		4	1.A	95,533	102.4741	97,508	95,154	95,325	(120)				5.500	5.518	MON	436	5,233	04/27/2004	02/01/2034
31404Q-AS-8	FNCL POOL 775017	CF		4	1.A	24,590	104.4286	25,480	24,399	24,550	(38)				6.000	5.977	MON	122	1,464	05/07/2004	05/01/2034
31404T-BS-1	FNCL POOL 777749	CF		4	1.A	303,050	102.4741	309,822	302,342	302,474	(33)				5.500	5.629	MON	1,386	16,629	04/26/2004	05/01/2034
31404X-RE-6	FNCL POOL 781785	CF		4	1.A	205,704	102.4736	206,596	203,852	203,852	(582)				5.500	5.201	MON	924	11,089	12/08/2004	11/01/2034
31405G-TV-2	FNCL POOL 789064	CF		4	1.A	166,003	104.4230	166,703	159,642	163,049	(803)				6.000	5.600	MON	798	9,579	09/22/2004	08/01/2034
31405K-XL-0	FNCL POOL 791883	CF		4	1.A	429,841	104.4200	438,829	420,254	425,740	(874)				6.000	5.868	MON	2,101	25,215	04/01/2005	08/01/2034
31405K-YA-3	FNCL POOL 791905	CF		4	1.A	83,832	104.4200	85,546	81,925	83,102	(428)				6.000	5.698	MON	410	4,916	04/01/2005	08/01/2034
31405S-DM-3	FNCL POOL 797608	CF		4	1.A	151,686	104.6673	155,129	148,212	150,171	(340)				6.000	5.855	MON	741	8,893	07/21/2005	07/01/2035
31405S-SC-9	FNCL POOL 798015	CF		4	1.A	61,308	100.9237	62,146	61,577	61,372	34				5.000	5.223	MON	257	3,079	01/26/2005	12/01/2034
31405T-3F-7	FNCL POOL 799198	CF		4	1.A	305,499	102.4736	307,082	299,670	302,820	(630)				5.500	5.237	MON	1,373	16,482	01/31/2005	11/01/2034
31405T-3G-5	FNCL POOL 799199	CF		4	1.A	329,423	102.4736	331,130	323,137	325,556	(594)				5.500	5.419	MON	1,481	17,772	01/31/2005	11/01/2034
31405T-3H-3	FNCL POOL 799200	CF		4	1.A	183,802	102.4736	184,754	180,294	181,938	(437)				5.500	5.359	MON	826	9,916	01/31/2005	11/01/2034
31405X-RB-1	FNCL POOL 802482	CF		4	1.A	250,202	102.4736	251,653	248,579	248,074	(564)				5.500	5.338	MON	1,126	13,507	01/28/2005	11/01/2034
31406A-6V-9	FNCL POOL 804684	CF		4	1.A	294,616	102.4741	297,261	290,084	292,498	(835)				5.500	5.457	MON	1,330	15,955	12/22/2004	12/01/2034
31406E-EF-7	FNCL POOL 807534	CF		4	1.A	265,113	102.4736	268,028	261,558	263,237	(252)				5.500	5.504	MON	1,199	14,386	02/22/2005	02/01/2035
31406E-TU-8	FNCL POOL 807963	CF		4	1.A	21,205	100.9215	21,454	21,258	21,219	14				5.000	5.160	MON	89	1,063	01/19/2005	01/01/2035

ANNUAL STATEMENT FOR THE YEAR 2023 OF THE ZURICH AMERICAN INSURANCE COMPANY

SCHEDULE D - PART 1

Showing All Long-Term BONDS Owned December 31 of Current Year

1	2	Codes			6	7	Fair Value		10	11	Change in Book/Adjusted Carrying Value				Interest				Dates		
		3	4	5			8	9			12	13	14	15	16	17	18	19	20	21	22
CUSIP Identification	Description	C o d e	F o r e i g n	B o n d C h a r	NAIC Designation, NAIC Designation Modifier and SVO Administrative Symbol	Actual Cost	Rate Used to Obtain Fair Value	Fair Value	Par Value	Book/ Adjusted Carrying Value	Unrealized Valuation Increase/ (Decrease)	Current Year's (Amor-tization)/ Accretion	Current Year's Other-Than-Temporary Impairment Recognized	Total Foreign Exchange Change in Book/ Adjusted Carrying Value	Rate of	Effective Rate of	When Paid	Admitted Amount Due and Accrued	Amount Received During Year	Acquired	Stated Contractual Maturity Date
31406E-V4-3	FNCL POOL 808035	..CF..	4	1.A	245,630	102.9623	249,207	242,037	243,956	(481)				5.500	5.311	MON	1,109	13,312	02/22/2005	02/01/2035
31406G-V4-8	FNCL POOL 809835	..CF..	4	1.A	176,305	101.0485	177,723	175,879	175,997	(58)				5.000	5.081	MON	733	8,794	02/08/2005	03/01/2035
31406T-6C-0	FNCL POOL 819967	..CF..	4	1.A	290,753	102.9609	302,768	294,061	291,683	(37)				5.500	5.968	MON	1,348	16,173	01/18/2007	04/01/2035
31406T-QK-0	FNCL POOL 819558	..CF..	4	1.A	893,275	102.9661	914,294	887,956	890,367	(677)				5.500	5.562	MON	4,070	48,838	10/29/2007	04/01/2035
31407E-H8-9	FNCL POOL 828355	..CF..	4	1.A	138,341	102.9757	141,573	137,482	137,891	(76)				5.500	5.572	MON	630	7,561	07/21/2005	07/01/2035
31407H-G4-2	FNCL POOL 831019	..CF..	4	1.A	90,749	104.6673	94,601	90,382	90,641	(132)				6.000	6.111	MON	452	5,423	10/31/2008	10/01/2035
31407P-MW-5	FNCL POOL 836573	..CF..	4	1.A	610,562	102.9661	636,932	618,584	613,044	1,233				5.500	5.954	MON	2,835	34,022	11/14/2007	10/01/2035
31407Y-KT-5	FNCL POOL 844606	..CF..	4	1.A	172,543	104.6673	179,733	171,718	172,031	(53)				6.000	6.125	MON	859	10,303	12/01/2005	12/01/2035
31408F-KM-0	FNCL POOL 850000	..CF..	4	1.A	928,400	102.4657	964,554	941,343	932,304	1,925				5.500	5.919	MON	4,314	51,774	01/24/2007	01/01/2036
31409T-7D-4	FNCL POOL 878492	..CF..	4	1.A	194,630	102.9662	204,754	198,855	196,230	421				5.500	5.938	MON	911	10,937	10/23/2006	02/01/2036
3140FX-GJ-5	FNMSJ4 POOL BF0200	..CF..	4	1.A	6,517,572	92.3886	5,716,012	6,186,923	6,493,206	(38,980)				3.500	2.835	MON	18,045	216,542	02/07/2020	11/01/2051
3140HD-7A-6	FNCL POOL BK0888	..CF..	4	1.A	6,326,652	96.2428	6,339,557	6,587,046	6,335,396	39,030				4.000	5.083	MON	21,957	263,482	11/28/2022	07/01/2048
3140HY-4K-1	FN POOL BL7125	..CF..	4	1.A	1,020,330	74.2982	711,531	957,670	1,009,553	(3,935)				2.040	1.559	MON	1,682	19,808	08/10/2020	06/01/2037
3140J6-EN-3	FNCL POOL BM1940	..CF..	4	1.A	2,451,491	93.9877	2,226,856	2,369,306	2,444,648	(11,213)				3.500	3.010	MON	6,910	82,926	12/14/2017	11/01/2046
3140LO-BL-0	FNCL POOL BR1842	..CF..	4	1.A	2,166,078	85.6357	1,767,132	2,063,546	2,135,373	(11,184)				2.500	2.048	MON	4,299	51,589	01/12/2021	01/01/2051
3140LC-V7-3	FN POOL BS2437	..CF..	4	1.A	3,208,078	82.5104	2,599,078	3,150,000	3,194,890	(5,549)				1.730	1.544	MON	4,693	55,252	08/06/2021	08/01/2031
3140LD-AU-3	FN POOL BS2718	..CF..	4	1.A	2,409,877	78.8228	1,878,328	2,382,975	2,406,384	(2,019)				1.950	1.864	MON	4,001	47,114	09/02/2021	08/01/2036
3140LW-A9-8	FNCL POOL BT7231	..CF..	4	1.A	4,531,824	89.8236	3,926,175	4,370,986	4,491,429	(24,020)				2.000	1.503	MON	7,285	87,420	08/12/2021	09/01/2036
3140M1-C6-7	FNCL POOL BU0070	..CF..	4	1.A	1,595,817	85.0768	1,628,923	1,914,651	1,615,554	26,902				2.500	4.553	MON	3,989	47,866	09/26/2022	10/01/2051
3140M5-PP-4	FNCL POOL BU4029	..CF..	4	1.A	3,626,077	98.9147	3,641,342	3,681,296	3,631,337	1,857				5.000	5.253	MON	15,339	76,694	06/22/2023	06/01/2053
3140M5-PP-4	FNCL POOL BU4029	..CF..	4	1.A	3,626,077	98.9147	3,641,342	3,681,296	3,631,337	1,857				5.000	5.253	MON	15,339	76,694	06/22/2023	06/01/2053
3140MQ-B3-2	FNCL POOL BV9957	..CF..	4	1.A	865,756	95.4597	846,825	887,102	870,408	4,112				4.000	4.537	MON	2,957	35,484	06/16/2022	06/01/2052
3140Q7-N5-2	FNCL POOL CA0411	..CF..	4	1.A	4,221,883	96.9562	3,977,623	4,102,494	4,200,517	(15,210)				4.000	3.596	MON	13,675	164,100	07/10/2018	09/01/2047
3140QD-KQ-6	FNCL POOL CA5702	..CF..	4	1.A	1,035,210	86.4395	1,089,285	1,260,170	1,044,819	21,499				2.500	5.376	MON	2,625	31,504	10/19/2022	05/01/2050
3140QF-RR-2	FNCL POOL CA7695	..CF..	4	1.A	3,967,302	78.1442	3,070,233	3,928,934	3,960,290	(3,512)				1.500	1.416	MON	4,911	58,934	11/13/2020	11/01/2050
3140QF-RS-0	FNCL POOL CA7696	..CF..	4	1.A	3,949,941	78.1442	3,057,744	3,912,952	3,942,345	(2,877)				1.500	1.424	MON	4,891	58,694	11/16/2020	11/01/2050
3140QK-WF-1	FNCL POOL CB0645	..CF..	4	1.A	1,585,366	92.2830	1,388,396	1,504,499	1,560,029	(10,151)				2.500	1.805	MON	3,134	37,612	07/13/2021	05/01/2036
3140QM-4Y-7	FNCL POOL CB2638	..CF..	4	1.A	4,195,120	85.6882	4,208,970	4,911,959	4,233,448	77,511				2.500	4.831	MON	10,233	122,799	11/28/2022	01/01/2052
3140QM-V3-5	FNCL POOL CB2433	..CF..	4	1.A	2,330,994	88.3448	1,968,279	2,227,951	2,312,599	(11,837)				3.000	2.548	MON	5,570	66,839	01/26/2022	12/01/2051
3140QN-B3-5	FNCL POOL CB2757	..CF..	4	1.A	2,098,069	88.7601	1,818,212	2,048,458	2,088,019	(5,108)				3.000	2.798	MON	5,121	61,454	01/20/2022	01/01/2052
3140QN-QB-1	FNCL POOL CB3149	..CF..	4	1.A	1,524,619	82.3216	1,480,934	1,798,960	1,567,828	31,467				2.000	3.997	MON	2,998	35,979	06/16/2022	03/01/2052
3140QQ-LV-5	FNCL POOL CB4839	..CF..	4	1.A	4,539,055	100.7202	4,646,524	4,613,300	4,553,335	15,688				5.500	6.069	MON	21,144	63,433	08/15/2023	10/01/2052
3140QQ-P4-1	FNCL POOL CB4942	..CF..	4	1.A	6,343,963	97.7072	6,390,214	6,540,168	6,369,676	33,359				4.500	5.202	MON	24,526	294,408	07/11/2022	10/01/2052
3140QQ-UR-4	FNCL POOL CB5091	..CF..	4	1.A	3,030,265	102.8076	3,070,250	2,986,403	3,027,524	(3,241)				6.000	5.772	MON	14,932	44,796	09/08/2023	11/01/2052
3140QQ-VZ-5	FNCL POOL CB5131	..CF..	4	1.A	2,768,492	98.9286	2,781,862	2,811,990	2,772,057	4,273				5.000	5.368	MON	11,717	70,300	06/07/2023	11/01/2052
3140XB-6L-6	FNCL POOL FMS374	..CF..	4	1.A	6,708,974	96.3097	6,721,864	6,979,427	6,724,094	49,810				4.000	4.855	MON	23,265	279,177	11/28/2022	11/01/2047
3140XD-E4-4	FNCL POOL FMS154	..CF..	4	1.A	1,280,769	81.8301	1,039,769	1,270,643	1,279,515	(810)				2.000	1.949	MON	2,118	25,413	11/09/2021	10/01/2051
3140XD-J4-9	FNCL POOL FMS282	..CF..	4	1.A	10,529,851	85.8852	8,773,522	10,215,408	10,441,836	(29,900)				2.500	2.228	MON	21,282	255,385	11/01/2021	11/01/2051
3140XG-4N-6	FNCL POOL FS1728	..CF..	4	1.A	2,856,917	85.7018	2,704,047	3,155,181	2,893,863	48,341				2.500	3.576	MON	6,573	78,880	07/11/2022	04/01/2052
3140XH-H5-9	FNCL POOL FS2051	..CF..	4	1.A	3,172,559	91.5987	2,972,913	3,245,585	3,184,495	5,899				3.500	3.780	MON	9,466	113,595	06/07/2022	04/01/2052
3140XJ-L9-2	FNCL POOL FS3051	..CF..	4	1.A	2,210,078	100.6598	2,164,461	2,150,274	2,200,463	(15,745)				5.000	4.323	MON	8,959	98,554	01/10/2023	10/01/2052
3140XJ-R2-1	FNCL POOL FS3204	..CF..	4	1.A	5,653,003	96.1225	5,697,308	5,927,133	5,663,220	33,261				4.000	4.945	MON	19,757	237,085	11/21/2022	12/01/2050
3140XK-2S-8	FNCL POOL FS4384	..CF..	4	1.A	3,786,092	99.6448	3,794,580	3,808,108	3,786,741	1,598				5.000	5.227	MON	15,867	111,070	05/23/2023	03/01/2053
3140XK-AR-1	FNCL POOL FS3615	..CF..	4	1.A	2,794,808	85.8810	2,711,621	3,157,417	2,795,374	39,675				2.500	5.450	MON	6,578	65,779	01/20/2023	07/01/2051
31410F-X6-7	FNCL POOL 888201	..CF..	4	1.A	273,437	102.4765	282,816	275,981	274,177	417				5.500	5.839	MON	1,265	15,179	02/16/2007	02/01/2036

E10.27

ANNUAL STATEMENT FOR THE YEAR 2023 OF THE ZURICH AMERICAN INSURANCE COMPANY

SCHEDULE D - PART 1

Showing All Long-Term BONDS Owned December 31 of Current Year

1	2	Codes			6	7	Fair Value		10	11	Change in Book/Adjusted Carrying Value				Interest					Dates	
		3	4	5			8	9			12	13	14	15	16	17	18	19	20	21	22
CUSIP Identification	Description	C o d e	F o r e i g n	B o n d C h a r	NAIC Designation, NAIC Designation Modifier and SVO Administrative Symbol	Actual Cost	Rate Used to Obtain Fair Value	Fair Value	Par Value	Book/ Adjusted Carrying Value	Unrealized Valuation Increase/ (Decrease)	Current Year's (Amortization)/ Accretion	Current Year's Other Than-Temporary Impairment Recognized	Total Foreign Exchange Change in Book/ Adjusted Carrying Value	Rate of	Effective Rate of	When Paid	Admitted Amount Due and Accrued	Amount Received During Year	Acquired	Stated Contractual Maturity Date
31410G-NS-8	FNCL POOL 888801			4	1.A	15,695	104.9539	14,530	13,845	15,279			(318)		6.000	3.656	MON	69	831	02/10/2009	09/01/2037
31411J-MW-3	FNCL POOL 909473			4	1.A	529,755	104.9360	553,999	527,940	528,871			(231)		6.000	6.123	MON	2,640	31,676	09/05/2007	02/01/2037
31412B-GV-8	FNCL POOL 920112			4	1.A	102,100	102.9757	102,777	99,807	101,476			(315)		5.500	5.287	MON	457	5,489	12/16/2008	10/01/2036
31412L-BK-5	FNCL POOL 928042			4	1.A	190,663	103.2718	198,295	192,013	191,243			106		5.500	5.754	MON	880	10,561	01/09/2007	12/01/2036
31412L-GW-4	FNCL POOL 928213			4	1.A	173,563	105.2025	176,245	167,530	172,086			(685)		6.000	5.458	MON	838	10,562	02/10/2009	03/01/2037
31412P-MN-8	FNCL POOL 931065			4	1.A	1,273,839	99.7875	1,174,765	1,177,267	1,253,396			(11,831)		4.500	3.101	MON	4,415	52,977	02/28/2017	05/01/2039
31416W-H6-2	FNCL POOL AB1152			4	1.A	56,764	98.5876	54,386	55,165	55,395			(405)		4.000	3.313	MON	184	2,207	12/14/2010	06/01/2025
31416X-U9-9	FNGL POOL AB2407			4	1.A	144,074	101.9048	131,971	129,505	142,700			(2,815)		5.000	2.528	MON	540	6,475	06/09/2015	03/01/2041
31417D-KS-1	FNCL POOL AB6604			4	1.A	10,612,006	94.1523	9,352,823	9,933,719	10,463,689			(77,564)		3.500	2.689	MON	28,973	347,680	12/10/2012	10/01/2042
31417F-UA-4	FNPL POOL AB8676			4	1.A	655,460	93.9056	610,932	650,581	654,227			(329)		3.500	3.485	MON	1,898	22,770	05/06/2014	05/01/2042
31417Y-PL-5	FNCL POOL MA0426			4	1.A	710,001	101.9907	695,135	681,567	700,887			(2,942)		5.000	4.567	MON	2,840	34,078	05/11/2010	06/01/2040
31418A-HA-9	FNHLR POOL MA1124			4	1.A	4,835,784	94.0985	4,486,607	4,767,989	4,826,398			(8,301)		3.500	3.349	MON	13,907	166,880	06/04/2014	07/01/2042
31418A-JX-7	FNHLR POOL MA1177			4	1.A	951,647	94.0985	874,244	929,074	949,129			(3,283)		3.500	3.126	MON	2,710	32,518	01/16/2018	09/01/2042
31418A-LT-3	FNCT POOL MA1237			4	1.A	2,818,152	94.7362	2,638,580	2,785,187	2,810,251			(7,254)		3.000	2.755	MON	6,963	83,556	05/23/2019	11/01/2032
31418A-NH-7	FNHLR POOL MA1291			4	1.A	2,094,108	96.9694	1,906,987	1,966,587	2,082,059			(20,936)		4.000	3.119	MON	6,555	78,663	08/19/2019	12/01/2042
31419A-UB-8	FNCL POOL AE0606			4	1.A	1,440,896	97.1063	1,314,575	1,353,748	1,426,610			(12,491)		4.000	2.932	MON	4,512	54,150	12/08/2015	11/01/2040
35563P-7E-3	SCRT 2022-1 M 3.25 11/25/2061 WHOLE LOAN			4	1.A	1,565,335	86.7689	1,389,992	1,601,946	1,566,253			2,813		3.250	3.551	MON	4,339	52,063	04/06/2022	11/25/2061
35563P-K7-3	SCRT 2023-1 MT 3 10/25/2062 WHOLE LOAN			4	1.A	3,501,673	84.8546	3,544,179	4,176,768	3,508,430			26,386		3.000	5.180	MON	10,442	52,306	08/02/2023	10/25/2062
35563P-L0-0	SCRT 2019-3 M55D 4 10/25/2058 WHOLE LOAN			4	1.A	791,586	92.9576	700,174	753,219	785,522			(3,890)		4.000	3.415	MON	2,511	30,129	08/06/2019	10/25/2058
0829999999 Subtotal - Bonds - U.S. Special Revenues - Residential Mortgage-Backed Securities						484,625,089	XXX	446,546,959	481,413,181	482,804,827			(761,694)		XXX	XXX	XXX	1,415,827	15,737,327	XXX	XXX
3136AQ-HL-7	FNA 2015-M13 A2 VAR 06/25/2025 CMBS			4,5	1.A	3,129,621	97.1178	3,057,619	3,148,361	3,143,707			3,178		2.699	2.848	MON	7,081	86,133	10/07/2015	06/25/2025
3136AU-G2-1	FNA 2017-M1 A2 VAR 10/25/2026 CMBS			4,5	1.A	1,501,180	94.7907	1,481,333	1,562,741	1,537,285			8,982		2.417	3.100	MON	3,148	38,272	01/18/2017	10/25/2026
3136AV-KR-9	FNA 2017-M2 A2 VAR 02/25/2027 CMBS			4,5	1.A	3,010,375	95.7329	2,876,526	3,004,741	3,007,685			(978)		2.825	2.825	MON	7,074	85,546	05/30/2017	02/25/2027
3136AV-Y5-2	FNA 2017-M4 A2 VAR 12/25/2026 CMBS			4,5	1.A	3,615,922	94.9436	3,510,026	3,696,959	3,657,789			12,612		2.552	2.980	MON	7,862	95,694	04/11/2017	12/25/2026
3136AX-3J-2	FNA 2017-M11 A2 2.98 08/25/2029 CMBS			4	1.A	4,237,005	93.3959	3,948,486	4,227,687	4,232,363			(856)		2.980	2.997	MON	10,499	125,985	09/14/2017	08/25/2029
3136BB-6L-8	FNA 2020-M8 AL 2.012 03/25/2035 CMBS			4	1.A	2,653,184	79.1386	1,968,366	2,487,239	2,616,125			(11,245)		2.012	1.490	MON	4,170	50,043	07/31/2020	03/25/2035
3136BD-YY-8	FNA 2021-M4 A1 0.959 02/25/2031 CMBS			4	1.A	2,052,379	92.7721	1,904,065	2,052,412	2,052,333			14		0.959	0.964	MON	1,640	19,683	02/10/2021	02/25/2031
3136BL-W2-2	FNA 2022-M3 A2 VAR 11/25/2031 CMBS			4,5	1.A	2,266,285	82.0791	2,051,978	2,500,000	2,305,085			21,936		1.707	2.856	MON	3,556	43,272	03/16/2022	11/25/2031
3137BH-BD-1	FHMS K038 A2 3.389 03/25/2024 CMBS			4	1.A	1,983,905	99.3708	1,914,093	1,926,213	1,926,558			(6,896)		3.389	3.154	MON	5,440	65,279	06/12/2014	03/25/2024
3137BJ-P6-4	FHMS K046 A2 3.205 03/25/2025 CMBS			4	1.A	6,684,538	97.8388	6,349,738	6,490,000	6,514,822			(22,343)		3.205	2.890	MON	17,334	208,005	06/04/2015	03/25/2025
3137BL-AC-2	FHMS K048 A2 VAR 06/25/2025 CMBS			4,5	1.A	7,209,902	97.7695	6,843,865	7,000,000	7,030,546			(24,024)		3.284	2.970	MON	19,157	229,880	09/11/2015	06/25/2025
3137BP-VN-6	FHMS K152 A2 3.08 01/25/2031 CMBS			4	1.A	3,089,787	92.0644	2,761,932	3,000,000	3,046,765			(6,216)		3.080	2.864	MON	7,700	92,400	06/01/2016	01/25/2031
3137FK-SG-2	FHMS K086 A1 3.671 12/25/2027 CMBS			4	1.A	1,656,505	98.1210	1,593,545	1,624,061	1,635,831			(5,615)		3.671	3.351	MON	4,968	59,619	06/28/2021	12/25/2027
3137FO-3G-6	FHMS K110 A2 2.691 09/25/2029 CMBS			4	1.A	4,119,820	91.6475	3,665,900	4,000,000	4,071,960			(12,065)		2.691	2.370	MON	8,970	107,640	11/14/2019	09/25/2029
3137HI-YS-9	FHMS K130 A2 1.723 06/25/2031 CMBS			4	1.A	1,998,051	83.2047	1,614,171	1,940,000	1,940,315			(5,766)		1.723	1.401	MON	2,786	33,426	08/04/2021	06/25/2031
3137HA-RG-7	FHMS K152 A2 2.361 10/25/2036 CMBS			4	1.A	8,426,250	78.1802	7,036,218	9,000,000	8,465,826			31,755		2.361	2.997	MON	17,708	212,490	08/04/2022	10/25/2036
3137HJ-OH-9	FHMS K145 A2 2.58 05/25/2032 CMBS			4	1.A	1,499,653	87.1094	1,393,750	1,600,000	1,512,469			9,040		2.580	3.390	MON	3,440	41,280	07/26/2022	05/25/2032
3137HQ-3C-1	FHMS K149 A2 3.53 08/25/2032 CMBS			4	1.A	2,765,482	93.5058	2,618,162	2,800,000	2,769,020			(3,616)		3.530	3.745	MON	8,237	98,840	10/27/2022	08/25/2032
3137HQ-UD-9	FHMS K-154 A2 VAR 01/25/2033 CMBS			4,5	1.A	2,056,570	99.2004	1,984,008	2,000,000	2,052,954			(3,616)		4.350	4.072	MON	7,250	58,000	04/03/2023	01/25/2033
3593BJ-AJ-6	FRETE 2021-HL10 AC 2.046 06/25/2038 CMBS			4	1.A	4,949,465	77.8100	3,703,366	4,759,499	4,921,184			(13,351)		2.046	1.719	MON	8,115	97,379	06/16/2021	06/25/2038
0839999999 Subtotal - Bonds - U.S. Special Revenues - Commercial Mortgage-Backed Securities						68,905,879	XXX	62,277,147	68,819,913	68,484,622			(22,524)		XXX	XXX	XXX	156,135	1,848,866	XXX	XXX
0909999999 Total - U.S. Special Revenues Bonds						2,984,107,764	XXX	2,732,175,313	2,694,939,402	2,851,945,447	39,568		(28,830,666)		XXX	XXX	XXX	30,186,893	110,632,495	XXX	XXX
00081T-AK-4	ACCO BRANDS CORP 4.25 03/15/2029			1	3.C FE	649,635	90.3120	605,090	670,000	602,417			46,909		4.250	4.857	MS	8,384	28,475	11/22/2022	03/15/2029

E10.28

ANNUAL STATEMENT FOR THE YEAR 2023 OF THE ZURICH AMERICAN INSURANCE COMPANY

SCHEDULE D - PART 1

Showing All Long-Term BONDS Owned December 31 of Current Year

1	2	Codes			6	7	Fair Value		10	11	Change in Book/Adjusted Carrying Value				Interest					Dates	
		3	4	5			8	9			12	13	14	15	16	17	18	19	20	21	22
CUSIP Identification	Description	C o d e	F o r e i g n	B o n d C h a r	NAIC Designation, NAIC Designation Modifier and SVO Administrative Symbol	Actual Cost	Rate Used to Obtain Fair Value	Fair Value	Par Value	Book/ Adjusted Carrying Value	Unrealized Valuation Increase/ (Decrease)	Current Year's (Amortization)/ Accretion	Current Year's Other-Than-Temporary Impairment Recognized	Total Foreign Exchange Change in Book/ Adjusted Carrying Value	Rate of	Effective Rate of	When Paid	Admitted Amount Due and Accrued	Amount Received During Year	Acquired	Stated Contractual Maturity Date
001055-BK-7	AFLAC INC 1.125 03/15/2026			1	1.G FE	2,038,021		1,881,512	2,040,000	2,039,152			316		1.125	1.148	MS	6,758	22,950	03/03/2021	03/15/2026
00109L-AA-1	ADT SEC CORP 4.125 08/01/2029			1	3.B FE	299,951		290,359	314,000	286,456	15,610		1,676		4.125	5.014	FA	5,397	12,953	12/06/2022	08/01/2029
00122F-AC-3	AEW CORE PROPERTY FUND 3.52 09/25/2034 Private				2.A YE	8,800,000		86,8633	8,800,000	8,800,000			3		3.520	3.577	MON	4,302	335,573	09/25/2019	09/25/2034
00131L-AB-1	AIA GROUP LTD 3.2 03/11/2025	D		2	1.E FE	3,795,174		97,9870	3,800,000	3,799,435			595		3.200	3.215	MS	36,818	121,600	03/04/2015	03/11/2025
00164V-AE-3	AMC NETWORKS INC 4.75 08/01/2025			1	4.B FE	147,324		146,739	151,000	146,739	30,248		589		4.750	5.261	FA	2,989	7,173	03/21/2022	08/01/2025
00175P-AC-7	AMN HEALTHCARE INC 4.04/15/2029			1	3.C FE	99,000		89,785	99,000	89,785	4,521		(29)		4.000	4.039	AO	836	3,960	10/05/2020	04/15/2029
00182E-BP-3	ANZ NEW ZEALAND INTL/LD 2.166 02/18/2025	D			1.E FE	870,000		841,438	870,000	870,169			(154)		2.166	2.178	FA	6,910	18,844	02/09/2022	02/18/2025
001846-AA-2	ANGI GROUP LLC 3.875 08/15/2028			1	4.B FE	166,000		140,189	166,000	140,189	15,082		(25)		3.875	3.912	FA	2,430	6,433	08/13/2020	08/15/2028
00185A-AF-1	ANON GLOBAL LTD 3.5 06/14/2024	D		1	2.A FE	795,218		762,493	770,000	771,310			(6,627)		3.500	2.700	JD	1,273	26,950	09/09/2020	06/14/2024
00185P-AA-9	API GROUP DE INC 4.75 10/15/2029			1	4.B FE	298,111		281,352	300,000	280,638	17,754		118		4.750	4.927	AO	3,008	14,250	11/22/2022	10/15/2029
001877-AA-7	API GROUP DE INC 4.125 07/15/2029			1	4.B FE	339,231		312,786	342,000	311,914	22,606		297		4.125	4.322	JJ	6,505	14,108	11/22/2022	07/15/2029
001940-AC-9	ATS CORP 4.125 12/15/2028	A		1	4.B FE	399,050		372,694	402,000	371,263	24,428		160		4.125	4.918	JD	737	16,583	11/22/2022	12/15/2028
00206R-HJ-4	AT&T INC 4.35 03/01/2029			1	2.B FE	1,070,990		98,5410	1,000,000	1,039,884			(7,341)		4.350	3.506	MS	14,500	43,500	07/10/2019	03/01/2029
00206R-JY-9	AT&T INC 2.75 06/01/2031			1	2.B FE	2,946,323		2,409,330	2,750,000	2,886,889			(17,655)		2.750	2.023	JD	6,302	75,625	07/23/2020	06/01/2031
00206R-ML-3	AT&T INC 1.7 03/25/2026			1	2.B FE	4,010,360		93,5560	4,000,000	3,999,974			(1,361)		1.700	1.644	MS	18,133	68,000	11/19/2020	03/25/2026
00206R-MM-1	AT&T INC 2.55 12/01/2033			1	2.B FE	2,810,486		2,289,925	2,811,000	2,810,357			40		2.550	2.568	JD	5,973	71,681	09/09/2021	12/01/2033
00213M-AV-6	APX GROUP INC 6.75 02/15/2027			1	3.B FE	286,560		267,214	267,000	267,214	16,412		(6,413)		6.750	5.354	FA	6,809	18,023	04/23/2021	02/15/2027
00226E-AB-2	ATC HOLDINGS LLC 4.37 12/20/2028 Private				2.A	10,000,000		97,9195	10,000,000	9,999,851			(26)		4.370	4.417	JD	12,139	437,000	12/20/2018	12/20/2028
00253X-AA-9	AMERICAN AIRLINES/AADVAN 5.5 04/20/2026			1	3.A FE	2,200,895		98,7000	2,195,977	2,161,444	37,180		3,775		5.500	5.989	JAWO	23,820	107,201	05/02/2023	04/20/2026
00253X-AB-7	AMERICAN AIRLINES/AADVAN 5.75 04/20/2029			1	3.A FE	843,559		97,2350	848,929	820,523	46,579		943		5.750	6.088	JAWO	9,627	48,813	12/06/2022	04/20/2029
002824-BP-4	ABBOTT LABORATORIES 1.15 01/30/2028			1	1.D FE	2,296,027		89,1450	2,415,000	2,323,999			20,166		1.150	2.171	JJ	11,649	27,773	05/19/2022	01/30/2028
00287Y-BV-0	ABBVIE INC 2.95 11/21/2026			1	1.G FE	169,921		95,8330	170,000	169,988			(10)		2.950	2.965	MN	557	5,015	11/19/2020	11/21/2026
00287Y-BZ-1	ABBVIE INC 2.6 11/21/2024			1	1.G FE	1,019,092		97,6700	1,020,000	1,019,866			51		2.600	2.636	MN	2,947	26,520	11/19/2020	11/21/2024
00287Y-CX-5	ABBVIE INC 3.8 03/15/2025			1	2.C FE	10,070,645		98,6460	9,420,000	9,555,847			(140,608)		3.800	2.423	MS	105,399	357,960	11/19/2020	03/15/2025
00404A-AN-9	ACADIA HEALTHCARE CO INC 5.5 07/01/2028			1	4.A FE	244,132		251,433	255,000	245,705	2,961		1,652		5.500	6.517	JJ	7,013	14,025	11/28/2022	07/01/2028
00404A-AP-4	ACADIA HEALTHCARE CO INC 5.04/15/2029			1	4.A FE	376,261		96,3790	371,000	355,323	15,170		(1,704)		5.000	4.905	AO	3,916	18,550	11/22/2022	04/15/2029
004498-AB-7	ACI WORLDWIDE INC 5.75 08/15/2026			1	4.B FE	408,126		99,4140	395,000	389,990	8,416		(2,369)		5.750	5.373	FA	8,580	18,975	02/28/2023	08/15/2026
005095-AA-2	ACUSHNET CO 7.375 10/15/2028			1	3.C FE	138,000		104,4550	138,000	138,106			106		7.375	7.506	AO	2,488		09/27/2023	10/15/2028
00687Y-AA-3	ADIENT GLOBAL HOLDINGS 4.875 08/15/2026	D		1	4.C FE	913,946		98,3350	939,000	906,064	27,461		5,206		4.875	5.875	FA	17,166	45,776	11/28/2022	08/15/2026
00687Y-AB-1	ADIENT GLOBAL HOLDINGS 7.04/15/2028	D		1	3.C FE	292,075		103,2150	292,000	292,667			592		7.000	7.103	AO	4,258	11,980	03/07/2023	04/15/2028
00687Y-AC-9	ADIENT GLOBAL HOLDINGS 8.25 04/15/2031	D		1	4.C FE	297,000		105,5550	297,000	297,771			771		8.250	8.417	AO	5,105	14,361	02/28/2023	04/15/2031
00774M-AL-9	AERCAP IRELAND CAP/GLOBA 4.45 04/03/2026	D		1	2.B FE	5,485,403		98,1870	5,250,000	5,330,148			(36,781)		4.450	3.722	AO	57,108	233,625	07/10/2019	04/03/2026
00774M-AM-6	AERCAP IRELAND CAP/GLOBA 4.625 10/15/2027	D		1	2.B FE	4,092,740		97,9890	3,665,000	3,590,433			(71,996)		4.625	2.508	AO	35,785	169,506	05/29/2017	10/15/2027
00774M-AW-5	AERCAP IRELAND CAP/GLOBA 3.10/29/2028	D		1	2.B FE	1,112,219		91,1620	1,145,000	1,123,646			5,705		3.000	3.507	AO	5,820	34,350	02/08/2022	10/29/2028
00774M-BC-8	AERCAP IRELAND CAP/GLOBA 5.75 06/06/2028	D		1	2.B FE	495,155		102,2710	500,000	495,966			811		5.750	6.066	JJ	1,997	14,375	05/30/2023	06/06/2028
00790R-AA-2	ADVANCED DRAINAGE SYSTEM 5.09/30/2027			1	3.C FE	429,524		97,2220	429,000	415,357	13,029		(1,372)		5.000	5.139	MS	5,422	20,675	05/09/2023	09/30/2027
00790R-AB-0	ADVANCED DRAINAGE SYSTE 6.375 06/15/2030			1	3.C FE	284,606		101,3430	281,000	283,676	12,104		(684)		6.375	6.260	JJ	8,260	19,705	06/08/2022	06/15/2030
00810G-AC-8	AETHON UN/AETHIN UN FIN 8.25 02/15/2026			1	4.A FE	404,848		100,7250	377,000	378,747	15,220		(10,474)		8.250	6.522	FA	11,750	31,103	06/30/2022	02/15/2026
008474-CF-3	AGNICO EAGLE MINES LTD 4.42 06/29/2025 Private	A			2.A	2,500,000		97,9897	2,500,000	2,499,746			(51)		4.420	4.039	JD	307	165,750	06/29/2017	06/29/2025
008911-BK-4	AIR CANADA 3.875 08/15/2026	A			3.A FE	603,246		95,7070	624,000	590,507	29,660		4,553		3.875	5.001	FA	9,135	21,313	03/03/2023	08/15/2026
00912X-AV-6	AIR LEASE CORP 3.625 04/01/2027			1	2.B FE	1,710,606		95,5560	1,686,563	1,742,866			6,039		3.625	4.085	AO	15,995	63,981	11/07/2019	04/01/2027
00914A-AJ-1	AIR LEASE CORP 2.875 01/15/2026			1	2.B FE	569,976		95,2550	540,000	552,375			(6,184)		2.875	1.699	JJ	7,159	15,525	02/12/2021	01/15/2026
00914A-AP-7	AIR LEASE CORP 0.8 08/18/2024			1	2.B FE	1,986,500		96,8330	2,000,000	1,997,106			4,366		0.800	1.031	FA	5,911	16,000	08/11/2021	08/18/2024
00914A-AT-9	AIR LEASE CORP 5.85 12/15/2027			1	2.B FE	2,949,097		102,5130	2,980,000	2,957,163			4,953		5.850	6.184	JD	7,748	179,173	11/28/2022	12/15/2027
00914A-AU-6	AIR LEASE CORP 5.3 02/01/2028			1	2.B FE	2,965,950		101,0270	3,000,000	2,972,727			6,777		5.300	5.637	FA	66,250	87,450	01/09/2023	02/01/2028

E10.29

ANNUAL STATEMENT FOR THE YEAR 2023 OF THE ZURICH AMERICAN INSURANCE COMPANY

SCHEDULE D - PART 1

Showing All Long-Term BONDS Owned December 31 of Current Year

1	2	Codes			6	7	Fair Value		10	11	Change in Book/Adjusted Carrying Value				Interest					Dates	
		3	4	5			8	9			12	13	14	15	16	17	18	19	20	21	22
CUSIP Identification	Description	C o d e	F o r e i g n	B o n d C h a r	NAIC Designation, NAIC Designation Modifier and SVO Administrative Symbol	Actual Cost	Rate Used to Obtain Fair Value	Fair Value	Par Value	Book/ Adjusted Carrying Value	Unrealized Valuation Increase/ (Decrease)	Current Year's (Amortization)/ Accretion	Current Year's Other-Than-Temporary Impairment Recognized	Total Foreign Exchange Change in Book/ Adjusted Carrying Value	Rate of	Effective Rate of	When Paid	Admitted Amount Due and Accrued	Amount Received During Year	Acquired	Stated Contractual Maturity Date
009158-BC-9	AIR PRODUCTS & CHEMICALS 2.05 05/15/2030			1	1.F FE	517,563	87.4230	428,373	490,000	508,213		(2,832)			2.050	1.433	MN	1,284	10,045	08/25/2020	05/15/2030
009280-AX-0	AIRCATTLE LTD 4.25 06/15/2026	D		1	2.C FE	577,187	96.7480	561,138	580,000	578,982		378			4.250	4.378	JD	1,027	24,650	06/10/2019	06/15/2026
009280-AX-9	AIRCATTLE LTD 6.5 07/18/2028	D		1	2.C FE	1,008,132	102.0270	1,030,473	1,010,000	1,009,047		916			6.500	6.650	JJ	29,543		07/13/2023	07/18/2028
012653-AE-1	ALBEMARLE CORP 5.05 06/01/2032			1	2.B FE	502,005	96.9210	508,835	525,000	503,966		1,893			5.050	5.731	JD	2,209	26,513	11/28/2022	06/01/2032
013092-AA-9	ALBERTSONS COS/SAFEWAY 7.5 03/15/2026			1	3.C FE	176,800	101.8920	163,027	160,000	162,603		2,854			7.500	5.088	MS	3,533	12,000	05/10/2021	03/15/2026
013092-AB-7	ALBERTSONS COS/SAFEWAY 5.875 02/15/2028			1	3.C FE	800,356	99.9230	770,406	771,000	765,631		38,475			5.875	5.392	FA	17,112	45,296	12/06/2022	02/15/2028
013092-AC-5	ALBERTSONS COS/SAFEWAY 4.625 01/15/2027			1	3.C FE	1,746,185	96.9560	1,702,547	1,756,000	1,686,059		48,705			4.625	5.048	JJ	37,449	73,838	03/14/2023	01/15/2027
013092-AE-1	ALBERTSONS COS/SAFEWAY 4.875 02/15/2030			1	3.C FE	588,780	95.7860	588,126	614,000	576,790		25,123			4.875	5.737	FA	11,308	27,300	09/06/2023	02/15/2030
013092-AF-8	ALBERTSONS COS/SAFEWAY 3.25 03/15/2026			1	3.C FE	200,114	94.5850	197,683	209,000	197,175		3,385			3.250	4.800	MS	2,000	6,078	03/28/2023	03/15/2026
013092-AG-6	ALBERTSONS COS/SAFEWAY 3.5 03/15/2029			1	3.C FE	355,379	90.1060	345,106	383,000	339,964		12,580			3.500	5.029	MS	3,947	11,078	09/20/2023	03/15/2029
013090-AA-6	ALBERTSONS COS/SAFEWAY 6.5 02/15/2028			1	3.C FE	120,000	101.1250	121,350	120,000	120,081		81			6.500	6.604	FA	2,947	3,943	02/06/2023	02/15/2028
013304-AA-8	ALBION FINANCING 1\$ARL 6.125 10/15/2026	D		1	3.C FE	283,000	99.3970	281,294	283,000	281,294		28,482			6.125	6.219	AO	3,611	17,334	08/15/2023	10/15/2026
013822-AE-1	ALCOA NEDERLAND HOLDING 5.5 12/15/2027	D		1	2.C FE	631,156	97.4930	589,833	605,000	605,472		(8,184)			5.500	4.881	JD	1,386	33,275	11/22/2022	12/15/2027
01400E-AE-3	ALCON FINANCE CORP 5.375 12/06/2032			1	2.B FE	288,428	102.9320	298,503	290,000	288,778		98			5.375	5.520	JD	1,082	15,588	11/29/2022	12/06/2032
014916-AA-8	ALEXANDER FUND TRUST II 7.467 07/31/2028			1	2.C FE	125,000	104.8020	131,003	125,000	125,454		454			7.467	7.602	JJ	3,137		08/15/2023	07/31/2028
015271-AN-9	ALEXANDRIA REAL ESTATE E 4.7 07/01/2030			1	2.A FE	2,642,009	97.8670	2,162,861	2,210,000	2,519,219		(45,666)			4.700	2.354	JJ	51,935	103,870	02/25/2022	07/01/2030
015823-A*-8	Algonquin Gas Trans Co 3.24 08/05/2029 Private Algonquin Gas Transmission Co 3.51 07/17/24 Private			1	1.G	12,000,000	92.8669	11,144,033	12,000,000	11,999,336		(68)			3.240	3.265	FA	156,600	388,800	08/05/2019	08/05/2029
015823-AA-5	ALIBABA GROUP HOLDING 2.125 02/09/2031	D		1	1.E FE	4,060,000	98.4364	3,996,517	4,060,000	4,059,955		(14)			3.510	3.510	JJ	64,524	142,506	07/17/2012	07/17/2024
01609W-AX-0	ALLEGHANY CORP 3.625 05/15/2030			1	1.E FE	1,238,674	94.4830	1,308,590	1,385,000	1,257,215		16,365			3.625	5.426	MN	6,415	50,206	12/09/2022	05/15/2030
017175-AE-0	ATI INC 5.875 12/01/2027			1	4.A FE	626,529	98.7830	627,272	635,000	617,006		12,723			5.875	6.419	JD	3,109	33,840	09/25/2023	12/01/2027
01741R-AH-5	ATI INC 4.875 10/01/2029			1	4.A FE	269,961	93.2970	253,768	272,000	252,996		13,366			4.875	5.080	AO	3,315	13,260	11/22/2022	10/01/2029
01741R-AL-6	ATI INC 5.125 10/01/2031			1	4.A FE	358,621	93.1170	349,189	375,000	342,265		14,374			5.125	5.868	AO	4,805	19,219	11/22/2022	10/01/2031
01741R-AM-4	ATI INC 7.25 08/15/2030			1	4.A FE	381,108	104.0120	395,246	380,000	381,176		68			7.250	7.325	FA	10,714		08/08/2023	08/15/2030
019576-AA-5	ALLIED UNIVERSAL 6.625 07/15/2026			1	4.C FE	2,857,803	99.5000	2,692,832	2,704,000	2,699,237		248,711			6.625	5.486	JJ	82,603	179,140	12/06/2022	07/15/2026
019579-AA-9	ATLAS LUXO 4 / ALL UNI 4.625 06/01/2028			1	4.C FE	327,000	91.5280	299,297	327,000	299,297		29,119			4.625	4.678	JD	1,218	15,124	05/05/2021	06/01/2028
019736-AE-7	ALLISON TRANSMISSION INC 4.75 10/01/2027			1	3.A FE	5,225	96.9210	4,846	5,000	4,846		306			4.750	3.973	AO	59	238	06/14/2021	10/01/2027
019736-AF-4	ALLISON TRANSMISSION IN 5.875 06/01/2029			1	3.A FE	1,107,401	99.6110	1,050,896	1,040,689	1,040,689		69,889			5.875	5.263	JD	5,165	61,981	11/22/2022	06/01/2029
019736-AG-2	ALLISON TRANSMISSION INC 3.75 01/30/2031			1	3.B FE	108,929	88.2890	101,532	115,000	100,212		5,082			3.750	4.649	JJ	1,809	4,313	12/06/2022	01/30/2031
020002-BD-2	ALLSTATE CORP 3.28 12/15/2026			1	2.A FE	1,902,261	96.4200	1,696,992	1,760,000	1,820,571		(21,616)			3.280	2.016	JD	2,566	57,728	02/14/2020	12/15/2026
020002-BK-6	ALLSTATE CORP 5.25 03/30/2033			1	1.G FE	2,106,434	101.9710	2,151,588	2,110,000	2,106,470		35			5.250	5.341	MS	28,001	55,388	03/29/2023	03/30/2033
02005N-BP-4	ALLY FINANCIAL INC 2.2 11/02/2028			1	2.C FE	1,361,260	85.2530	1,176,491	1,380,000	1,366,993		2,484			2.200	2.426	MN	4,976	30,360	10/26/2021	11/02/2028
02005N-BQ-2	ALLY FINANCIAL INC 4.75 06/09/2027			1	2.C FE	3,958,840	96.4910	3,859,640	4,000,000	3,971,125		7,366			4.750	5.047	JD	11,611	190,000	06/06/2022	06/09/2027
02154C-AF-0	ALTICE FINANCING SA 5 01/15/2028	D		1	4.C FE	360,779	90.9360	331,007	364,000	361,000		36,011			5.000	5.219	JJ	8,342	18,200	04/23/2021	01/15/2028
02154C-AH-6	ALTICE FINANCING SA 5.75 08/15/2029	D		1	4.C FE	361,190	85.6380	324,568	379,000	324,568		23,473			5.750	6.725	FA	8,172	21,793	05/27/2022	08/15/2029
02156B-AG-8	ALTERYX INC 8.75 03/15/2028			1	4.C FE	291,028	106.4140	309,665	291,000	291,097		69			8.750	8.936	MS	7,497	13,368	04/28/2023	03/15/2028
02156L-AA-9	ALTICE FRANCE SA 8.125 02/01/2027	D		1	4.C FE	317,057	91.8700	266,423	290,000	266,423		7,241			8.125	6.243	FA	9,252	23,563	05/26/2021	02/01/2027
02156L-AC-5	ALTICE FRANCE SA 5.5 01/15/2028	D		1	4.C FE	485,550	82.2470	481,145	585,000	481,145		5,750			5.500	10.052	AO	6,703	32,175	12/08/2022	01/15/2028
02156L-AF-8	ALTICE FRANCE SA 5.125 07/15/2029	D		1	4.C FE	495,619	78.0640	386,417	495,000	386,417		15,618			5.125	5.170	AO	5,285	25,369	05/04/2021	07/15/2029
02209S-BD-4	ALTRIA GROUP INC 4.8 02/14/2029			1	2.B FE	329,066	99.6260	328,766	330,000	329,454		50			4.800	4.894	FA	6,028	15,840	02/12/2019	02/14/2029
02209S-BL-6	ALTRIA GROUP INC 2.45 02/04/2032			1	2.B FE	693,271	81.4070	564,965	694,000	693,497		80			2.450	2.476	FA	6,943	17,003	02/01/2021	02/04/2032
02311F-AA-4	PROJECT THOR AMAROK LLC 5.95 09/30/2037 InfraDebt			1	2.C PL	17,831,362	93.4705	16,667,071	17,831,362	17,831,872		(83)			5.950	6.083	MJSD	270,983	1,142,316	09/07/2022	09/30/2037
023135-BC-9	AMAZON.COM INC 3.15 08/22/2027			1	1.E FE	718,790	96.0190	724,943	755,000	726,264		7,092			3.150	4.329	FA	8,522	23,783	12/07/2022	08/22/2027
023135-CG-9	AMAZON.COM INC 3.45 04/13/2029			1	1.D FE	2,040,583	96.7200	1,977,924	2,045,000	2,041,596		527			3.450	3.515	AO	15,286	70,553	04/11/2022	04/13/2029

E10.30

ANNUAL STATEMENT FOR THE YEAR 2023 OF THE ZURICH AMERICAN INSURANCE COMPANY

SCHEDULE D - PART 1

Showing All Long-Term BONDS Owned December 31 of Current Year

1	2	Codes			6	7	Fair Value		10	11	Change in Book/Adjusted Carrying Value				Interest					Dates	
		3	4	5			8	9			12	13	14	15	16	17	18	19	20	21	22
CUSIP Identification	Description	C o d e	F o r e i g n	B o n d C h a r	NAIC Designation, NAIC Designation Modifier and SVO Administrative Symbol	Actual Cost	Rate Used to Obtain Fair Value	Fair Value	Par Value	Book/ Adjusted Carrying Value	Unrealized Valuation Increase/ (Decrease)	Current Year's (Amortization)/ Accretion	Current Year's Other Than-Temporary Impairment Recognized	Total Foreign Exchange Change in Book/ Adjusted Carrying Value	Rate of	Effective Rate of	When Paid	Admitted Amount Due and Accrued	Amount Received During Year	Acquired	Stated Contractual Maturity Date
023586-CF-5	AMERCO 2.63 09/30/2031 Private				2.B PL	800,000	.85 0537	680,430	800,000	799,983			1		2.630	2.647	MS	5,260	21,040	09/29/2021	09/30/2031
023586-C*-9	AMERCO 2.43 09/30/2029 Private				2.B PL	1,100,000	.87 6550	964,205	1,100,000	1,099,961		(8)			2.430	2.444	MS	6,683	26,730	09/29/2021	09/30/2029
023586-C8-7	AMERCO 2.51 09/30/2030 Private				2.B PL	800,000	.86 1695	689,356	800,000	799,985			1		2.510	2.526	MS	5,020	20,080	09/29/2021	09/30/2030
023586-D*-8	AMERCO 2.78 09/30/2033 Private				2.B PL	1,300,000	.82 5184	1,072,739	1,300,000	1,299,970			2		2.780	2.799	MS	9,035	36,140	09/29/2021	09/30/2033
023586-E*-7	AMERCO 2.68 01/27/2032 PRIVATE				2.B PL	4,800,000	.84 6029	4,060,941	4,800,000	4,799,935		(5)			2.680	2.698	JJ	54,672	128,640	01/27/2022	01/27/2032
02361D-AV-2	AMEREN ILLINOIS CO 1.55 11/15/2030	1			1.F FE	973,335	.81 2450	954,629	1,175,000	1,005,788			21,018		1.550	4.003	MN	2,327	18,213	06/07/2022	11/15/2030
023771-T4-0	AMERICAN AIRLINES INC 8.5 05/15/2029	1			3.B FE	306,000	105.3680	322,426	306,000	307,066			1,066		8.500	8.682	MN	1,951		11/17/2023	05/15/2029
02379K-AA-2	AMER AIRLINE 21-1A EETC 2.875 07/11/2034 American Assets Trust, Inc. 4.29 03/01/2027	1			1.F FE	786,461	.83 2760	654,127	785,493	786,724		(169)			2.875	2.879	JJ	10,727	23,223	11/01/2021	01/11/2036
024018-AD-1	Private				2.C	15,000,000	.96 0571	14,408,571	15,000,000	14,998,368		(228)			4.290	4.358	JAJO	107,250	643,500	03/01/2017	03/01/2027
02406P-AU-4	AMERICAN AXLE & MFG INC 6.5 04/01/2027	1			4.B FE	330,045	100.3580	325,160	324,000	321,048		29,406	(2,106)		6.500	6.293	AO	5,265	21,060	11/22/2022	04/01/2027
02406P-AY-6	AMERICAN AXLE & MFG INC 6.25 03/15/2026	1			4.B FE	23,764	.99 2070	23,810	24,000	23,574		931	115		6.250	6.830	MS	442	1,500	11/22/2022	03/15/2026
02406P-BA-7	AMERICAN AXLE & MFG INC 6.875 07/01/2028	1			4.B FE	578,465	.98 4830	535,748	544,000	534,271		61,142	(12,271)		6.875	5.846	JJ	18,700	37,400	11/22/2022	07/01/2028
02406P-BB-5	AMERICAN AXLE & MFG INC 5 10/01/2029	1			4.B FE	323,027	.88 1160	321,623	365,000	310,496		12,467	4,093		5.000	7.478	AO	4,563	18,250	02/28/2023	10/01/2029
024747-AG-2	ABC SUPPLY CO INC 3.875 11/15/2029	1			4.A FE	164,325	.89 1310	165,784	186,000	159,770		4,154	789		3.875	6.336	MN	921	4,728	09/25/2023	11/15/2029
02530H-AH-4	AMERICAN CRYSTAL SUGAR CO 3.24 08/12/2040 Private				2.A	15,000,000	.81 0960	12,164,405	15,000,000	14,999,709		(77)			3.240	3.279	FIAN	60,750	486,000	08/12/2020	08/12/2040
025816-CW-7	AMERICAN EXPRESS CO 4.05 05/03/2029	2			1.F FE	2,994,390	.98 8480	2,965,440	3,000,000	2,996,328		447			4.050	4.122	MN	19,575	121,500	04/28/2022	05/03/2029
025816-DA-4	AMERICAN EXPRESS CO VAR 08/03/2033	2,5			1.F FE	2,210,000	.95 9810	2,121,180	2,210,000	2,211,533		(185)			4.420	4.469	FA	40,158	97,682	07/25/2022	08/03/2033
025816-DK-2	AMERICAN EXPRESS CO VAR 07/28/2034	2,5			1.G FE	600,000	103.1590	618,954	600,000	600,143		143			5.625	5.704	JJ	14,344		07/25/2023	07/28/2034
025816-DN-6	AMERICAN EXPRESS CO VAR 10/30/2031	2,5			1.F FE	5,089,230	108.2060	5,177,657	4,785,000	5,089,770		(2,460)			6.489	5.562	AO	52,612		12/07/2023	10/30/2031
025932-AP-9	AMERICAN FINANCIAL GROUP 5.25 04/02/2030	1			2.A FE	551,475	100.2660	501,330	500,000	534,293		(4,977)			5.250	4.016	AO	6,490	26,250	05/20/2020	04/02/2030
02665W-DZ-1	AMERICAN HONDA FINANCE 1.3 09/09/2026	1			1.G FE	3,981,322	.91 8520	3,720,006	4,050,000	4,010,636		14,120			1.300	1.677	MS	16,380	52,650	11/22/2021	09/09/2026
026874-DN-4	AMERICAN INTL GROUP 4.25 03/15/2029	1			2.B FE	2,039,116	.96 5090	1,997,736	2,070,000	2,044,557		4,179			4.250	4.565	MS	25,904	87,975	08/12/2022	03/15/2029
026874-DS-3	AMERICAN INTERNATIONAL 5.125 03/27/2033 The American National Red Cross 3.83 06/05/33	1			2.A FE	3,981,160	101.2880	4,051,520	4,000,000	3,983,463		2,303			5.125	5.252	MS	53,528	102,500	03/23/2023	03/27/2033
02860H-AD-3	Private				1.G YE	4,435,000	.93 9646	4,167,332	4,435,000	4,434,951		(7)			3.830	3.830	JD	12,268	169,861	06/05/2013	06/05/2033
03027X-AT-7	AMERICAN TOWER CORP 3.375 05/15/2024	1			2.C FE	2,355,037	.99 0560	2,332,769	2,355,000	2,354,728		(374)			3.375	3.394	MN	10,156	79,481	12/06/2019	05/15/2024
03027X-AW-0	AMERICAN TOWER CORP 3.8 08/15/2029	1			2.C FE	1,302,755	.94 7510	1,239,343	1,308,000	1,304,982		439			3.800	3.884	FA	18,777	49,704	06/10/2019	08/15/2029
03027X-CD-0	AMERICAN TOWER CORP 5.55 07/15/2033	1			2.C FE	498,250	103.2450	516,225	500,000	498,512		262			5.550	5.672	JJ	16,650		05/22/2023	07/15/2033
03040W-AK-1	AMERICAN WATER CAPITAL C 3.85 03/01/2024	1			2.A FE	50,829	.99 6010	49,801	50,000	49,994		(92)			3.850	3.649	MS	642	1,925	03/31/2014	03/01/2024
03040W-AL-9	AMERICAN WATER CAPITAL C 3.4 03/01/2025	1			2.A FE	271,923	.97 8900	239,831	245,000	250,971		(6,480)			3.400	0.861	MS	2,777	8,330	09/28/2020	03/01/2025
03073E-AP-0	CENCORA INC 3.45 12/15/2027	1			2.A FE	665,948	.96 1180	643,252	605,000	643,252		(9,928)			3.450	1.749	JD	928	20,873	09/10/2021	12/15/2027
03076C-AL-0	AMERIPRISE FINANCIAL INC 4.5 05/13/2032	1			1.G FE	499,880	.99 1230	495,615	500,000	499,915		(63)			4.500	4.553	MN	3,000	22,500	05/10/2022	05/13/2032
030981-AL-8	AMERIGAS PART/FIN CORP 5.75 05/20/2027	1			4.A FE	399,500	.96 9590	412,076	425,000	404,861		3,781	5,039		5.750	7.483	MN	2,783	24,438	11/29/2022	05/20/2027
030981-AM-6	AMERIGAS PART/FIN CORP 9.375 06/01/2028	1			4.A FE	413,114	103.5350	426,564	412,000	413,445		331			9.375	9.521	JD	3,219	19,420	08/03/2023	06/01/2028
031100-P*-5	AMETEK INC 4.18 12/13/2025 Private				2.A	4,000,000	.98 8411	3,953,645	4,000,000	3,999,289		(145)			4.180	4.221	JD	7,896	250,800	12/13/2018	12/13/2025
031100-P8-3	AMETEK INC 4.32 12/13/2027 Private				2.A	4,700,000	.98 5547	4,632,070	4,700,000	4,699,815		3			4.320	4.367	JD	9,588	203,400	01/14/2019	12/13/2027
031162-CT-5	AMGEN INC 2.2 02/21/2027	1			2.A FE	712,479	.92 8890	663,227	714,000	713,274		19			2.200	2.245	FA	5,672	15,708	02/18/2020	02/21/2027
031162-DO-0	AMGEN INC 5.25 03/02/2030	1			2.A FE	2,204,149	102.6910	2,279,740	2,220,000	2,205,176		1,027			5.250	5.442	MS	38,526	58,275	03/07/2023	03/02/2030
031162-DR-8	AMGEN INC 5.25 03/02/2033	1			2.A FE	877,228	102.2960	900,205	880,000	879,237		2,009			5.250	5.360	MS	15,272	23,100	02/15/2023	03/02/2033
031652-BK-5	AMCOR TECHNOLOGY INC 6.625 09/15/2027	1			3.B FE	466,954	100.8960	469,166	465,000	466,846		(108)			6.625	6.596	MS	9,071	5,466	12/21/2023	09/15/2027
032095-AM-3	AMPHENOL CORP 4.75 03/30/2026	1			2.A FE	749,175	100.0900	750,675	750,000	749,312		137			4.750	4.852	MS	9,005	17,813	03/28/2023	03/30/2026
032177-AH-0	AMSTED INDUSTRIES 5.625 07/01/2027				3.C FE	405,635	100.2860	384,095	383,000	384,092		23,296	(5,042)		5.625	4.758	JJ	10,772	21,544	03/21/2022	07/01/2027
03217C-AB-2	AMS-OSRAM AG 12.25 03/30/2029	D			3.C FE	208,083	108.4760	227,800	210,000	209,016					12.250	12.889	MS	933	2,144	11/16/2023	03/30/2029
032654-AN-5	ANALOG DEVICES INC 3.5 12/05/2026	1			1.G FE	635,933	.97 6050	644,193	660,000	650,629		2,880			3.500	4.049	JD	1,668	23,100	06/28/2018	12/05/2026

E1031

ANNUAL STATEMENT FOR THE YEAR 2023 OF THE ZURICH AMERICAN INSURANCE COMPANY

SCHEDULE D - PART 1

Showing All Long-Term BONDS Owned December 31 of Current Year

1	2	Codes			6	7	Fair Value		10	11	Change in Book/Adjusted Carrying Value				Interest					Dates	
		3	4	5			8	9			12	13	14	15	16	17	18	19	20	21	22
CUSIP Identification	Description	C o d e	F o r e i g n	B o n d C h a r	NAIC Designation, NAIC Designation Modifier and SVO Administrative Symbol	Actual Cost	Rate Used to Obtain Fair Value	Fair Value	Par Value	Book/ Adjusted Carrying Value	Unrealized Valuation Increase/ (Decrease)	Current Year's (Amortization)/ Accretion	Current Year's Other-Than-Temporary Impairment Recognized	Total Foreign Exchange Change in Book/ Adjusted Carrying Value	Rate of	Effective Rate of	When Paid	Admitted Amount Due and Accrued	Amount Received During Year	Acquired	Stated Contractual Maturity Date
035240-AQ-3	ANHEUSER-BUSCH INBEV WOR 4.75 01/23/2029	1			1.G FE	2,024,947		1,788,366	1,761,000	1,915,597	(30,073)				4.750	2.879	JJ	36,712	83,648	06/18/2020	01/23/2029
03674X-AN-6	ANTERO RESOURCES CORP 8.375 07/15/2026	1			3.A FE	83,128		103,1190	82,000	82,617	(276)				8.375	8.222	JJ	3,167	6,868	12/21/2020	07/15/2026
03674X-AQ-9	ANTERO RESOURCES CORP 7.625 02/01/2029	1			3.A FE	541,387		514,016	501,000	513,931	16,975				7.625	6.385	FA	15,917	38,201	11/22/2022	02/01/2029
03674X-AS-5	ANTERO RESOURCES CORP 5.375 03/01/2030	1			3.A FE	131,588		128,602	134,000	128,095	3,650				5.375	5.767	MS	2,401	7,203	12/06/2022	03/01/2030
036752-AJ-2	ELEVANCE HEALTH INC 2.375 01/15/2025	1			2.B FE	1,231,915		1,196,442	1,233,000	1,232,718					2.375	2.407	JJ	13,503	29,284	09/04/2019	01/15/2025
036752-AL-7	ELEVANCE HEALTH INC 2.875 09/15/2029	1			2.B FE	1,790,069		1,612,970	1,762,000	1,779,076					2.875	2.702	MS	14,916	50,658	02/12/2020	09/15/2029
036752-AW-3	ELEVANCE HEALTH INC 5.5 10/15/2032	1			2.B FE	854,702		898,674	860,000	855,899					5.500	5.660	AO	9,986	44,804	10/26/2022	10/15/2032
03690A-AD-8	ANTERO MIDSTREAM PART/FI 5.75 03/01/2027	1			3.C FE	691,980		682,363	687,000	679,523	32,095				5.750	5.730	MS	13,168	39,503	12/06/2022	03/01/2027
03690A-AF-3	ANTERO MIDSTREAM PART/FI 5.75 01/15/2028	1			3.C FE	206,037		98,9470	220,000	220,818	8,635				5.750	7.135	JJ	5,833	12,650	12/06/2022	01/15/2028
03690A-AH-9	ANTERO MIDSTREAM PART/FI 5.375 06/15/2029	1			3.C FE	473,876		458,307	476,000	455,671	20,470				5.375	5.571	JD	1,137	25,585	12/06/2022	06/15/2029
03690E-AA-6	ANTERO MIDSTREAM PART/FI 7.875 05/15/2026	1			3.C FE	237,685		235,955	230,000	232,888					7.875	7.048	MM	2,314	18,113	11/22/2022	05/15/2026
037411-BF-1	APACHE CORP 4.25 01/15/2030	1			2.C FE	1,484,309		1,399,743	1,487,000	1,486,674	170,802				4.250	4.316	JJ	29,141	63,198	06/05/2019	01/15/2030
037411-BG-9	APACHE CORP 5.35 07/01/2049	1			2.C FE	144,870		108,955	131,000	144,238	38,024				5.350	4.755	JJ	3,504	7,009	03/09/2022	07/01/2049
037833-AS-9	APPLE INC 3.45 05/06/2024	1			1.B FE	3,558,673		3,321,251	3,345,000	3,355,194					3.450	2.550	MM	17,631	115,403	11/10/2016	05/06/2024
038522-AP-3	ARAMARK SERVICES INC 5.04/01/2025	1			4.A FE	299,260		295,774	298,000	295,715	4,014				5.000	5.097	AO	3,725	14,900	11/22/2022	04/01/2025
038522-AQ-1	ARAMARK SERVICES INC 5.02/01/2028	1			4.A FE	883,052		918,385	949,000	893,817	4,815				5.000	6.761	FA	19,771	32,750	06/06/2023	02/01/2028
039482-AD-6	ARCHER-DANIELS-MIDLAND C 2.9 03/01/2032	1			1.F FE	159,669		142,070	160,000	159,781					2.900	2.943	MS	1,547	4,640	02/23/2022	03/01/2032
039524-AA-1	ARCHES BUYER INC 4.25 06/01/2028	1			4.B FE	565,067		536,257	592,000	530,061	61,809				4.250	5.313	JD	2,097	25,160	12/06/2022	06/01/2028
03959K-AA-8	ARCHROCK PARTNERS LP/FI 6.875 04/01/2027	1			4.B FE	915,250		900,668	896,000	893,978	38,624				6.875	6.659	AO	15,400	58,334	05/12/2023	04/01/2027
03959K-AC-4	ARCHROCK PARTNERS LP/FIN 6.25 04/01/2028	1			4.B FE	728,294		705,112	715,000	697,407	42,816				6.250	6.123	AO	11,172	44,688	02/14/2023	04/01/2028
039653-AA-8	ARCOSA INC 4.375 04/15/2029	1			3.B FE	372,701		340,786	366,000	340,786	33,533				4.375	4.144	AO	3,380	16,013	04/23/2021	04/15/2029
03969A-AN-0	ARDAGH PKG FIN/HLDS US 4.125 08/15/2026	D			4.A FE	519,961		516,664	565,000	513,405	13,492				4.125	6.856	MM	2,913	23,306	11/22/2022	08/15/2026
03969A-AQ-3	ARDAGH PKG FIN/HLDS USA 5.25 04/30/2025	D			4.A FE	193,750		194,556	200,000	194,556	(1,485)				5.250	6.949	AO	1,779	10,500	02/28/2023	04/30/2025
03969Y-AW-4	ARDAGH METAL PACKAGING 4.09/01/2029	1			4.B FE	652,606		678,000	800,000	672,459	30,871				4.000	7.538	MM	4,000	32,000	11/18/2022	09/01/2029
03969Y-AC-2	ARDAGH METAL PACKAGING 6.06/15/2027	1			3.C FE	599,958		600,311	603,000	598,449	7,141				6.000	6.223	JD	1,508	36,180	11/18/2022	06/15/2027
04070*-AR-8	Arizona Water Co 3.33 11/01/2049 Private	1			1.F	9,020,000		6,682,977	9,020,000	9,019,636					3.330	3.358	MM	49,227	300,366	11/18/2019	11/01/2049
041242-AA-6	ARKO CORP 5.125 11/15/2029	1			4.C FE	206,000		178,721	206,000	178,721	17,181				5.125	5.190	MM	1,349	10,558	10/14/2021	11/15/2029
04288B-AB-6	ARSENAL AIC PARENT LLC 8.10/01/2030	1			3.C FE	127,000		133,092	127,000	127,284					8.000	8.154	AO	3,979		07/27/2023	10/01/2030
04317*-BD-9	Arthur J Gallagher & Co 4.34 6/13/2028 PRIVATE	1			2.A FE	2,500,000		2,372,830	2,500,000	2,499,941					4.340	4.387	JD	5,124	108,500	06/13/2018	06/13/2028
04317*-BK-3	ARTHUR J GALLAGHER & CO 5.04 02/13/2029 Private	1			2.A FE	6,000,000		5,820,275	6,000,000	5,999,682					5.040	5.103	FA	115,080	302,400	02/13/2019	02/13/2029
043436-AU-8	ASBURY AUTOMOTIVE GROUP 4.5 03/01/2028	1			3.B FE	193,830		184,921	194,000	184,510	13,457				4.500	4.662	MS	2,910	8,460	08/07/2023	03/01/2028
043436-AV-6	ASBURY AUTOMOTIVE GROUP 4.75 03/01/2030	1			3.B FE	289,828		269,767	289,000	269,037	26,639				4.750	4.829	MS	4,576	13,728	11/22/2022	03/01/2030
043436-AW-4	ASBURY AUTOMOTIVE GROUP 4.625 11/15/2029	1			3.B FE	741,453		753,545	813,000	737,330	7,396				4.625	6.320	MM	4,805	37,601	04/11/2023	11/15/2029
043436-AX-2	ASBURY AUTOMOTIVE GROUP 5.02/15/2032	1			3.B FE	230,635		211,371	232,000	211,371	19,948				5.000	5.141	MM	1,482	11,600	03/18/2022	02/15/2032
04364V-AK-9	ASCENT RESOURCES/ARU FIN 9.11/01/2027	1			4.A FE	49,026		55,396	44,000	47,613					9.000	6.531	MM	660	3,960	10/06/2022	11/01/2027
04364V-AR-4	ASCENT RESOURCES/ARU FIN 8.25 12/31/2028	1			4.A FE	416,766		424,245	422,000	417,190					8.250	8.705	FA	14,506	17,408	04/28/2023	12/31/2028
04364V-AU-7	ASCENT RESOURCES/ARU FI 5.875 06/30/2029	1			4.A FE	770,795		769,416	827,000	767,272	22,574				5.875	7.249	MS	16,195	48,586	11/21/2022	06/30/2029
04433L-AA-0	ASHLAND INC 3.375 09/01/2031	1			3.A FE	185,230		158,145	183,000	158,145	12,737				3.375	3.257	MS	2,059	6,176	08/17/2021	09/01/2031
04472*-AK-7	Ashley Furniture Industries Inc. 3.57 10/17/34 Private	1			2.B Z	7,915,433		7,352,624	7,915,433	7,915,414					3.570	3.570	JAJO	58,086	282,581	10/17/2014	10/17/2034
045086-AM-7	ASHTON WOODS USA/FINANC 4.625 08/01/2029	1			4.A FE	337,573		338,000	338,000	303,369	27,995				4.625	4.698	FA	6,514	15,633	08/17/2021	08/01/2029
045086-AP-0	ASHTON WOODS USA/FINANC 4.625 04/01/2030	1			4.A FE	83,625		76,650	85,000	76,650	7,708				4.625	4.927	AO	983	3,931	01/20/2022	04/01/2030
046353-AL-2	ASTRAZENECA PLC 3.375 11/16/2025	D			1.G FE	1,389,964		1,295,863	1,325,000	1,351,682					3.375	2.291	MM	5,590	44,719	07/27/2021	11/16/2025
046353-AW-8	ASTRAZENECA PLC 1.375 08/06/2030	D			1.G FE	892,422		744,031	895,000	893,292					1.375	1.411	FA	4,957	12,306	08/03/2020	08/06/2030
04636N-AA-1	ASTRAZENECA FINANCE LLC 1.2 05/28/2026	1			1.F FE	1,966,380		1,849,640	2,000,000	1,981,593					1.200	1.597	MM	2,200	24,000	12/09/2021	05/28/2026

E10.32

ANNUAL STATEMENT FOR THE YEAR 2023 OF THE ZURICH AMERICAN INSURANCE COMPANY

SCHEDULE D - PART 1

Showing All Long-Term BONDS Owned December 31 of Current Year

1	2	Codes			6	7	Fair Value		10	11	Change in Book/Adjusted Carrying Value				Interest					Dates	
		3	4	5			8	9			12	13	14	15	16	17	18	19	20	21	22
CUSIP Identification	Description	C o d e	F o r e i g n	B o n d C h a r	NAIC Designation, NAIC Designation Modifier and SVO Administrative Symbol	Actual Cost	Rate Used to Obtain Fair Value	Fair Value	Par Value	Book/ Adjusted Carrying Value	Unrealized Valuation Increase/ (Decrease)	Current Year's (Amortization)/ Accretion	Current Year's Other Than-Temporary Impairment Recognized	Total Foreign Exchange Change in Book/ Adjusted Carrying Value	Rate of	Effective Rate of	When Paid	Admitted Amount Due and Accrued	Amount Received During Year	Acquired	Stated Contractual Maturity Date
04638N-AE-3	ASTRAZENECA FINANCE LLC 1.75 05/28/2028			1	1.F FE	109,813	89.3560	98,292	110,000	109,909		16			1.750	1.782	MN	176	1,925	05/25/2021	05/28/2028
04685A-2K-6	ATHENE GLOBAL FUNDING 2.95 11/12/2026			1	1.E FE	585,401	93.1370	544,851	585,000	585,116		(58)			2.950	2.960	MN	2,349	17,258	11/22/2019	11/12/2026
049362-AA-4	ATLAS LUXCO 4 / ALL UNI 4.625 06/01/2028			1	4.C FE	645,134	91.7180	634,689	692,000	618,118	33,616	6,903			4.625	6.296	JD	2,578	32,005	11/18/2022	06/01/2028
049560-AN-5	ATMOS ENERGY CORP 3 06/15/2027			1	1.E FE	747,938	95.3340	715,005	750,000	749,220		191			3.000	3.055	JD	1,000	22,500	06/05/2017	06/15/2027
05237*-AH-7	Austin Powder Holdings 4.64 02/13/26 Private				1.G PL	7,500,000	96.9362	7,270,214	7,500,000	7,500,379		75			4.640	4.640	FA	130,500	355,083	02/12/2015	02/13/2026
05332*-BL-1	Automotive Rentals Inc 5.15 03/24/2028 PRIVATE				2.A	11,125,000	100.3579	11,164,817	11,125,000	11,124,986		(14)			5.150	5.273	MON	9,549	437,290	03/24/2023	03/24/2028
053332-AV-4	AUTOZONE INC 3.75 06/01/2027			1	2.B FE	984,666	97.0650	883,292	910,000	944,840		(10,465)			3.750	2.534	JD	2,844	34,125	01/24/2020	06/01/2027
053332-BA-9	AUTOZONE INC 1.65 01/15/2031			1	2.B FE	473,556	81.2860	386,109	475,000	474,125		114			1.650	1.689	JD	3,614	7,838	08/04/2020	01/15/2031
053332-BC-5	AUTOZONE INC 4.5 02/01/2028			1	2.B FE	259,745	99.3560	258,326	260,000	259,844		99			4.500	4.573	FA	4,875	5,980	01/23/2023	02/01/2028
053484-AB-7	AVALONBAY COMMUNITIES 2.05 01/15/2032			1	1.G FE	1,258,501	83.5900	1,053,234	1,260,000	1,259,119		93			2.050	2.074	JD	11,911	25,830	09/08/2021	01/15/2032
053484-AC-5	AVALONBAY COMMUNITIES 1.9 12/01/2028			1	1.G FE	1,587,917	88.1860	1,402,157	1,590,000	1,589,023		169			1.900	1.929	JD	2,518	30,210	11/08/2021	12/01/2028
053484-AD-3	AVALONBAY COMMUNITIES 5 02/15/2033			1	1.G FE	3,986,440	101.6340	4,065,360	4,000,000	3,991,411		1,222			5.000	5.104	FA	75,556	137,778	11/29/2022	02/15/2033
05348E-BH-1	AVALONBAY COMMUNITIES 2.45 01/15/2031			1	1.G FE	1,115,016	86.1360	964,723	1,120,000	1,117,207		351			2.450	2.514	JD	12,653	27,440	05/08/2020	01/15/2031
05351W-AA-1	AVANGRID INC 3.15 12/01/2024			1	2.B FE	544,701	97.7250	533,579	546,000	545,749		152			3.150	3.212	JD	1,433	17,199	11/16/2017	12/01/2024
05362T-AA-7	AVANTOR FUNDING INC 4.625 07/15/2028			1	3.B FE	1,038,188	96.2560	1,025,126	1,065,000	1,007,708	37,517	571			4.625	5.348	JJ	22,713	45,602	03/14/2023	07/15/2028
05352T-AB-5	AVANTOR FUNDING INC 3.875 11/01/2029			1	3.B FE	454,043	90.9840	429,444	472,000	429,197	29,762	2,018			3.875	4.559	MN	3,048	18,290	03/23/2023	11/01/2029
05368V-AA-4	AVIENT CORP 7.125 08/01/2030			1	3.C FE	255,125	103.6980	269,615	260,000	255,869	2,486	413			7.125	7.590	FA	7,719	18,062	12/06/2022	08/01/2030
053773-BC-0	AVIS BUDGET CAR/FINANCE 5.75 07/15/2027			1	3.C FE	99,631	97.0090	92,159	95,000	92,159	(1,397)	2,519			5.750	4.838	JJ	2,519	5,463	09/10/2021	07/15/2027
053773-BE-6	AVIS BUDGET CAR/FINANCE 5.75 07/15/2027			1	3.C FE	15,750	95.9880	14,398	15,000	14,398	959	(217)			5.750	4.850	JJ	398	863	06/09/2021	07/15/2027
053773-BF-3	AVIS BUDGET CAR/FINANCE 5.375 03/01/2029			1	4.A FE	529,095	91.7680	539,596	588,000	529,383	22,560	7,394			5.375	7.539	MS	10,535	31,605	12/06/2022	03/01/2029
053773-BG-1	AVIS BUDGET CAR/FINANCE 4.75 04/01/2028			1	4.A FE	495,969	92.6260	518,706	560,000	496,159	14,959	9,759			4.750	7.552	AO	6,650	26,600	12/06/2022	04/01/2028
053773-BH-9	AVIS BUDGET CAR/FINANCE 8 02/15/2031			1	4.A FE	390,410	99.5410	391,196	393,000	390,893		483			8.000	8.282	MN	3,406		11/15/2023	02/15/2031
05453G-AC-9	AXALTA COATING SYSTEMS 3.375 02/15/2029			1	4.A FE	335,087	89.9390	325,579	362,000	325,301	21,427	3,468			3.375	4.785	FA	4,616	12,218	06/06/2022	02/15/2029
05454N-AA-7	AXALTA COAT/DUTCH HLD BV 4.75 06/15/2027			1	4.A FE	1,340,970	97.0950	1,331,172	1,371,000	1,313,121	42,501	3,720			4.750	5.508	JD	2,713	65,123	12/14/2022	06/15/2027
05455J-AA-5	AXALTA COATING SYSTEMS D 7.25 02/15/2031			D	4.A FE	345,000	104.9740	362,160	345,000	345,558		558			7.250	7.378	MN	2,988		11/08/2023	02/15/2031
05508W-AC-9	B&G FOODS INC 8 09/15/2028			1	4.A FE	103,482	104.0210	108,182	104,000	103,765		283			8.000	8.289	MS	2,196		09/12/2023	09/15/2028
05526D-BB-0	BAT CAPITAL CORP 3.557 08/15/2027			1	2.B FE	2,515,000	95.5070	2,402,001	2,515,000	2,515,211		(208)			3.557	3.588	FA	33,795	89,459	11/28/2018	08/15/2027
05531F-BH-5	TRUIST FINANCIAL CORP 2.5 08/01/2024			2	1.G FE	2,747,690	98.1300	2,698,575	2,750,000	2,749,673		264			2.500	2.534	FA	28,646	68,750	07/23/2019	08/01/2024
05565E-AT-2	BMW US CAPITAL LLC 3.3 04/06/2027			1	1.F FE	2,537,225	95.9700	2,448,195	2,551,000	2,546,178		1,278			3.300	3.392	AO	19,877	84,183	03/30/2017	04/06/2027
05581K-AB-7	BNP PARIBAS 3.8 01/10/2024			D	1.G FE	1,309,118	99.8560	1,245,207	1,245,000	1,245,845		(30,356)			3.800	3.125	JJ	22,341	47,310	11/24/2021	01/10/2024
05581K-AC-5	BNP PARIBAS 4.625 03/13/2027			D	2.A FE	4,668,017	98.0250	4,316,041	4,403,000	4,501,988		(28,856)			4.625	3.900	MS	60,526	203,639	08/22/2017	03/13/2027
05583J-AH-5	BPCE SA VAR 10/06/2026			D	2.A FE	1,482,920	93.0320	1,381,525	1,485,000	1,483,990		383			1.652	1.693	AO	5,724	24,532	11/26/2021	10/06/2026
05598*-AA-1	BGO Diversified US Prop 3.22 10/24/2029 Private				2.B	6,500,000	90.3700	5,874,052	6,500,000	6,499,820		(10)			3.220	3.246	AO	38,372	209,300	10/24/2019	10/24/2029
05605H-AB-6	BIIX TECHNOLOGIES INC 4.125 06/30/2028			1	3.C FE	751,986	92.8050	683,973	737,000	683,321	26,255	(4,487)			4.125	3.897	JD	15,285	15,201	11/22/2022	06/30/2028
05605H-AC-4	BIIX TECHNOLOGIES INC 4.125 04/15/2029			1	3.C FE	519,586	92.6640	481,853	520,000	479,923	29,774	(626)			4.125	4.258	AO	4,528	21,450	03/15/2023	04/15/2029
05682*-AA-2	BAIN CAPITAL HOLDINGS LP 2.59 04/15/2031 Private			2	1.D PLGI	4,000,000	86.2000	3,448,033	4,000,000	4,000,256		(636)			2.590	2.605	AO	21,583	103,600	02/08/2021	04/15/2031
05682*-AB-0	BAIN CAPITAL HOLDINGS LP 2.69 04/15/2033 Private			2	1.D PLGI	3,600,000	82.6783	2,976,417	3,600,000	3,600,265		(25)			2.690	2.707	AO	20,175	96,840	02/08/2021	04/15/2033
057224-AZ-0	BAKER HUGHES HLDGS LLC 5.125 09/15/2040			1	1.G FE	3,091,649	101.0300	3,196,982	3,105,000	3,095,345		289			5.125	5.153	MS	46,855	159,131	08/19/2010	09/15/2040
05723K-AE-0	BAKER HUGHES LLC/CO-OBL 3.337 12/15/2027			1	1.G FE	1,182,000	95.5740	1,129,685	1,182,000	1,182,106		(49)			3.337	3.365	JD	1,753	39,443	02/01/2018	12/15/2027
05724B-AD-1	BAKER HUGHES LLC/CO-OBL 2.061 12/15/2026			1	1.G FE	2,021,080	93.4600	1,869,200	2,000,000	2,012,434		(4,246)			2.061	1.847	JD	1,832	41,220	12/20/2021	12/15/2026
058498-AT-3	BALL CORP 5.25 07/01/2025			1	3.A FE	27,339	99.5530	25,884	26,000	25,884	648	(403)			5.250	3.598	JJ	683	1,365	03/21/2022	07/01/2025
058498-AX-4	BALL CORP 3.125 09/15/2031			1	3.A FE	247,000	85.6620	211,585	247,000	211,585	14,735	(11)			3.125	3.349	MS	2,273	7,719	09/09/2021	09/15/2031
058498-AZ-9	BALL CORP 6 06/15/2029			1	3.A FE	157,000	101.7490	159,746	157,000	157,061		61			6.000	6.086	JJ	6,018		05/08/2023	06/15/2029
059165-EN-6	BALTIMORE GAS & ELECTRIC 2.25 06/15/2031			1	1.F FE	1,208,540	85.0610	1,229,131	1,445,000	1,232,865		23,327			2.250	4.650	JD	1,445	32,513	12/14/2022	06/15/2031
06051G-FM-6	BANK OF AMERICA CORP 4 01/22/2025			1	2.A FE	2,981,910	98.5680	2,957,040	3,000,000	2,997,422		1,991			4.000	4.074	JJ	53,000	120,000	01/16/2015	01/22/2025

E10.33

ANNUAL STATEMENT FOR THE YEAR 2023 OF THE ZURICH AMERICAN INSURANCE COMPANY

SCHEDULE D - PART 1

Showing All Long-Term BONDS Owned December 31 of Current Year

1	2	Codes			6	7	Fair Value		10	11	Change in Book/Adjusted Carrying Value				Interest					Dates	
		3	4	5			8	9			12	13	14	15	16	17	18	19	20	21	22
CUSIP Identification	Description	Code	Rating	Bond Char	NAIC Designation, NAIC Designation Modifier and SVO Administrative Symbol	Actual Cost	Rate Used to Obtain Fair Value	Fair Value	Par Value	Book/ Adjusted Carrying Value	Unrealized Valuation Increase/ (Decrease)	Current Year's (Amortization)/ Accretion	Current Year's Other-Than-Temporary Impairment Recognized	Total Foreign Exchange Change in Book/ Adjusted Carrying Value	Rate of	Effective Rate of	When Paid	Admitted Amount Due and Accrued	Amount Received During Year	Acquired	Stated Contractual Maturity Date
06051G-GF-0	BANK OF AMERICA CORP VAR 01/20/2028		1,5		1.G FE	4,588,290	.96	4,324,320	4,500,000	4,532,712		(10,146)		3,824	3.620	JJ		76,958	172,080	02/01/2018	01/20/2028
06051G-GL-7	BANK OF AMERICA CORP VAR 04/24/2028		1,5		1.G FE	18,733,339	.95	16,452,359	17,235,000	18,032,161		(244,187)		3,705	2.452	AO		118,843	638,557	11/22/2022	04/24/2028
06051G-GR-4	BANK OF AMERICA CORP VAR 07/21/2028		1,5		1.G FE	1,916,220		1,895,900	2,000,000	1,957,137		8,346		3,593	4.153	JJ		31,938	71,860	08/14/2018	07/21/2028
06051G-GZ-6	BANK OF AMERICA CORP VAR 01/23/2026		1,5		1.G FE	4,889,100	.97	4,883,700	5,000,000	4,963,665		16,388		3,366	3.763	JJ		73,865	168,300	01/29/2019	01/23/2026
06051G-HD-4	BANK OF AMERICA CORP VAR 12/20/2028		1,5		1.E FE	7,105,422	.93	6,531,890	6,960,000	6,999,601		(18,773)		3,419	3.294	JD		7,271	237,962	04/27/2022	12/20/2028
06051G-HG-7	BANK OF AMERICA CORP VAR 03/05/2029		1,5		1.E FE	5,078,119	.95	4,675,215	4,895,000	4,985,868		(20,528)		3,970	3.555	MS		62,618	194,332	05/04/2022	03/05/2029
06051G-HM-4	BANK OF AMERICA CORP VAR 07/23/2029		1,5		1.G FE	4,938,000	.96	4,822,100	5,000,000	4,963,845		5,508		4,271	4.465	JJ		93,725	213,550	10/11/2018	07/23/2029
06051G-HR-3	BANK OF AMERICA CORP VAR 03/15/2025		1,5		1.E FE	500,000	.99	497,570	500,000	499,889		(42)		3,458	3.485	MS		5,091	17,290	03/12/2019	03/15/2025
06051G-HT-9	BANK OF AMERICA CORP VAR 04/23/2027		1,5		1.E FE	5,000,000	.96	4,810,850	5,000,000	5,000,390		(426)		3,559	3.591	AO		33,613	177,950	04/17/2019	04/23/2027
06051G-HX-0	BANK OF AMERICA CORP VAR 10/22/2030		1,5		1.G FE	5,310,000	.88	4,710,182	5,310,000	5,310,752		(190)		2,884	2.905	AO		29,352	153,140	10/17/2019	10/22/2030
06051G-JR-1	BANK OF AMERICA CORP VAR 04/22/2025		1,5		1.G FE	2,000,000	.98	1,967,880	2,000,000	1,999,974		(108)		0,976	0.978	AO		3,741	19,520	04/16/2021	04/22/2025
06051G-KD-0	BANK OF AMERICA CORP VAR 10/20/2022		1,5		1.G FE	11,858,343	.82	10,554,323	12,750,000	11,927,498		65,685		2,572	3.511	AO		64,675	327,930	02/09/2023	10/20/2032
06051G-KY-4	BANK OF AMERICA CORP VAR 07/22/2033		1,5		1.G FE	956,810	.98	986,380	1,000,000	960,157		3,080		5,015	5.632	JJ		22,150	50,150	11/16/2022	07/22/2033
06367W-HH-9	BANK OF MONTREAL 3.3 02/05/2024	A			1.F FE	1,811,261	.99	1,810,553	1,815,000	1,814,734		624		3,300	3.373	FA		24,291	59,895	01/31/2019	02/05/2024
06368E-DC-3	BANK OF MONTREAL VAR 01/22/2027	A	1,5		1.F FE	1,250,000	.92	1,152,400	1,250,000	1,250,007		(19)		0,949	0.951	JJ		5,239	11,863	01/19/2021	01/22/2027
06368F-AC-3	BANK OF MONTREAL 1.25 09/15/2026	A	1		1.F FE	1,358,333	.91	1,406,815	1,545,000	1,408,058		46,270		1,250	4.843	MS		5,686	19,313	12/02/2022	09/15/2026
06406R-AV-9	BANK OF NY MELLON CORP 1.05 10/15/2026		2		1.F FE	5,995,440	.90	5,430,180	6,000,000	5,997,993		639		1,050	1.068	AO		13,300	63,000	07/20/2021	10/15/2026
06406R-BK-2	BANK OF NY MELLON CORP VAR 07/26/2030		2,5		1.F FE	4,533,440	.99	4,533,001	4,685,000	4,550,977		16,661		4,596	5.176	JJ		92,708	215,323	11/30/2022	07/26/2030
06406R-BM-8	BANK OF NY MELLON CORP VAR 10/25/2033		2,5		1.F FE	723,901	.105	725,388	685,000	721,316		(2,586)		5,834	5.196	AO		7,327	39,963	03/27/2023	10/25/2033
064159-3U-8	BANK OF NOVA SCOTIA 1.05 03/02/2026	A	1		1.F FE	3,511,091	.92	3,641,843	3,955,000	3,649,888		130,101		1,050	4.896	MS		13,727	41,528	12/05/2022	03/02/2026
064159-6E-1	BANK OF NOVA SCOTIA 0.65 07/31/2024	A	1		1.F FE	1,458,701	.97	1,419,529	1,460,000	1,459,844		225		0,650	0.681	JJ		3,981	9,490	07/27/2021	07/31/2024
064159-QE-9	BANK OF NOVA SCOTIA 2.7 08/03/2026	A			1.F FE	877,712	.94	833,457	880,000	879,153		281		2,700	2.760	FA		9,768	23,760	07/24/2019	08/03/2026
064159-TF-3	BANK OF NOVA SCOTIA 2.2 02/03/2025	A			1.F FE	4,394,590	.96	4,267,035	4,403,000	4,400,979		1,521		2,200	2.252	FA		39,823	96,866	01/07/2020	02/03/2025
06417X-AP-6	BANK OF NOVA SCOTIA 4.85 02/01/2030	A	1		1.F FE	1,518,936	.99	1,513,570	1,520,000	1,520,217		1,281		4,850	4.921	FA		30,717	36,655	01/24/2023	02/01/2030
06738E-AN-5	BARCLAYS PLC 4.375 01/12/2026	D			2.A FE	9,897,072	.98	9,366,851	9,515,000	9,647,824		(63,229)		4,375	3.691	JJ		195,421	416,281	12/06/2021	01/12/2026
06738E-AU-9	BARCLAYS PLC 4.337 01/10/2028	D	1		2.A FE	2,742,449	.97	2,475,056	2,550,000	2,638,049		(27,486)		4,337	3.283	JJ		52,532	110,594	01/09/2020	01/10/2028
06738E-BD-6	BARCLAYS PLC VAR 05/16/2029	D	1,5		2.A FE	2,982,135	.98	2,498,885	2,545,000	2,830,018		(61,356)		4,972	2.570	MN		15,817	126,537	08/05/2021	05/16/2029
070101-G8-3	Basin Electric Power Coop 4.75 6/15/2044 Private Battelle Memorial Institute 3.12 7/10/2027 Private				1.G FE	20,160,000	.93	18,808,358	20,160,000	20,159,907		(14)		4,740	4.740	JD		42,470	955,584	07/07/2015	06/15/2044
07132#-AF-9					1.E	8,400,000	.95	8,000,643	8,400,000	8,399,044		(158)		3,120	3.143	JJ		123,760	262,080	07/10/2017	07/10/2027
071705-AA-5	BAUSCH & LOMB ESCROW CO 8.375 10/01/2028	A	1		4.A FE	998,157	.105	1,049,555	996,000	1,000,716		2,559		8,375	8.490	AO		21,085		10/31/2023	10/01/2028
071734-AC-1	BAUSCH HEALTH COS INC 5.75 08/15/2027		1		5.A FE	63,169	.64	40,624	63,000	40,624		(2,192)		5,750	5.790	FA		1,369	3,623	02/22/2019	08/15/2027
071734-AD-4	BAUSCH HEALTH COS INC 7.25 05/30/2029		2		6.FE	191,000		87,480	191,000	87,480		(4,480)		7,250	7.380	MN		1,192	13,848	05/09/2019	05/30/2029
071734-AJ-6	BAUSCH HEALTH COS INC 5.25 01/30/2030		1		6.FE	200,000	.44	77,550	200,000	89,550		(7,037)		5,250	5.320	JJ		4,404	10,500	12/17/2019	01/30/2030
071734-AK-3	BAUSCH HEALTH COS INC 6.25 02/15/2029		1		6.FE	90,449	.43	23,750	110,000	47,561		(7,986)		6,250	10.093	FA		2,597	6,875	03/16/2022	02/15/2029
071734-AN-7	BAUSCH HEALTH COS INC 4.875 06/01/2028		1		5.A FE	294,998		174,499	293,000	174,499		(11,042)		4,875	4.815	JD		1,190	14,284	07/20/2021	06/01/2028
071813-CS-6	BAXTER INTERNATIONAL IN 2.539 02/01/2032		1		2.B FE	1,859,926	.83	1,557,341	1,860,000	1,861,401		(187)		2,539	2.554	FA		19,677	47,225	11/16/2021	02/01/2032
073170-AH-8	BAYTEX ENERGY CORP 8.75 04/01/2027	A	1		3.C FE	394,604	.103	433,000	411,000	384,626		7,794		8,750	12.997	AO		8,991	35,963	11/22/2022	04/01/2027
073170-AJ-4	BAYTEX ENERGY CORP 8.5 04/30/2030	A	1		3.C FE	484,661	.103	507,350	491,000	486,407		1,746		8,500	8.941	AO		7,072	21,215	04/13/2023	04/30/2030
07330M-AB-3	TRUIST BANK 3.625 09/16/2025		2		1.F FE	2,912,403	.96	2,860,617	2,955,000	2,903,899		19,318		3,625	4.745	MS		31,243	69,056	03/23/2023	09/16/2025
073685-AH-2	BEACON ROOFING SUPPLY I 4.125 05/15/2029		1		4.B FE	140,813	.91	122,590	144,000	130,027		9,783		4,125	4.615	MN		759	5,940	09/30/2022	05/15/2029
073685-AK-5	BEACON ROOFING SUPPLY IN 6.5 08/01/2030		1		3.C FE	202,100	.102	206,555	202,000	202,464		328		6,500	6.596	FA		5,507		07/18/2023	08/01/2030
075887-BF-5	BECTON DICKINSON & CO 3.734 12/15/2024		1		2.B FE	655,000	.98	644,527	655,000	654,871		(19)		3,734	3.734	JD		1,087	24,458	12/04/2014	12/15/2024
075887-CL-1	BECTON DICKINSON & CO 1.957 02/11/2031		1		2.B FE	950,000	.83	790,381	950,000	950,038		(18)		1,957	1.967	FA		7,230	18,592	02/08/2021	02/11/2031
0778FP-AG-4	BELL CANADA 2.15 02/15/2032	A	1		2.A FE	497,805	.82	414,060	500,000	498,289		183		2,150	2.208	FA		4,061	10,750	08/09/2021	02/15/2032

E10.34

ANNUAL STATEMENT FOR THE YEAR 2023 OF THE ZURICH AMERICAN INSURANCE COMPANY

SCHEDULE D - PART 1

Showing All Long-Term BONDS Owned December 31 of Current Year

1	2	Codes			6	7	Fair Value		10	11	Change in Book/Adjusted Carrying Value				Interest					Dates	
		3	4	5			8	9			12	13	14	15	16	17	18	19	20	21	22
CUSIP Identification	Description	C o d e	F o r e i g n	B o n d C h a r	NAIC Designation, NAIC Designation Modifier and SVO Administrative Symbol	Actual Cost	Rate Used to Obtain Fair Value	Fair Value	Par Value	Book/ Adjusted Carrying Value	Unrealized Valuation Increase/ (Decrease)	Current Year's (Amortization)/ Accretion	Current Year's Other Than-Temporary Impairment Recognized	Total Foreign Exchange Change in Book/ Adjusted Carrying Value	Rate of	Effective Rate of	When Paid	Admitted Amount Due and Accrued	Amount Received During Year	Acquired	Stated Contractual Maturity Date
084659-AV-3	BERKSHIRE HATHAWAY ENERG 3.7 07/15/2030			1	1.G FE	1,232,927	.94	3760	1,055,000	1,173,173	(17,592)				3.700	1.864	JJ	17,999	39,035	03/08/2021	07/15/2030
084664-BL-4	BERKSHIRE HATHAWAY FIN 5.75 01/15/2040			1	1.C FE	5,083,500	.113	0800	5,000,000	5,061,102	(2,331)				5.750	5.633	JJ	132,569	287,500	06/14/2010	01/15/2040
084664-CU-3	BERKSHIRE HATHAWAY FIN 1.85 03/12/2030			1	1.C FE	365,567	.87	0970	370,000	366,608	505				1.850	2.017	MS	2,073	6,845	11/17/2021	03/12/2030
084670-BS-6	BERKSHIRE HATHAWAY INC 3.125 03/15/2026			1	1.C FE	49,866	.97	2160	45,000	46,988	(1,005)				3.125	0.941	MS	414	1,406	02/12/2021	03/15/2026
086210-AA-8	Berwind Consolidated Holdings II 4.64 12/15/2028 Private				2.C	15,000,000	.97	1260	15,000,000	14,999,709	(40)				4.640	4.694	JD	29,000	696,000	12/12/2018	12/15/2028
08949L-AB-6	BIG RIVER STEEL/BRS FIN 6.625 01/31/2029			1	3.C FE	1,083,831	.101	9570	1,108,273	1,071,754	32,366				6.625	6.884	JJ	30,206	69,397	12/18/2023	01/31/2029
09062X-AH-6	BIOGEN INC 2.25 05/01/2030			1	2.A FE	1,348,061	.85	3710	1,350,000	1,348,503	(918)				2.250	2.281	MN	303	30,375	10/01/2021	05/01/2030
09143*-AA-7	Bishop Hill II Holdings LLC 5.125 03/31/32 Private				2.C PL	2,047,945	.97	5297	2,045,965	2,047,307	(182)				5.125	5.125	MJSD	27,141	104,219	08/22/2012	03/31/2032
09172*-AG-4	BISSELL INC 2.53 03/01/2031 Private				2.C YE	15,000,000	.89	2664	15,000,000	14,999,526	(147)				2.530	2.554	MJSD	31,625	424,500	03/02/2021	03/01/2031
095796-AE-8	BLUE RACER MID LLC/FINA 6.625 07/15/2026			1	4.B FE	128,957	.99	5070	125,000	124,179	4,632				6.625	5.999	JJ	3,819	8,116	01/25/2023	07/15/2026
095796-AH-1	BLUE RACER MID LLC/FINA 7.625 12/15/2025			1	4.B FE	218,098	.101	2860	203,000	204,105	7,734				7.625	5.825	JD	688	15,479	11/22/2022	12/15/2025
09659W-2C-7	BNP PARIBAS 3.5 11/16/2027			D	1.G FE	702,361	.94	3320	670,000	686,671	(4,019)				3.500	2.837	MN	2,866	23,450	12/04/2019	11/16/2027
09659W-2D-5	BNP PARIBAS 3.375 01/09/2025			D	1.G FE	2,393,708	.97	9160	2,398,000	2,397,547	416				3.375	3.433	JJ	38,443	80,933	01/02/2018	01/09/2025
097751-BT-7	BOMBARDIER INC 7.875 04/15/2027			A	4.B FE	1,307,951	.99	9560	1,327,416	1,311,338	5,310				7.875	8.467	AO	22,078	104,580	03/30/2023	04/15/2027
097751-BV-2	BOMBARDIER INC 7.125 06/15/2026			A	4.B FE	869,715	.99	4540	925,917	931,000	14,586				7.125	9.502	JD	2,948	62,023	08/08/2023	06/15/2026
097751-BX-8	BOMBARDIER INC 6.02/15/2028			A	4.B FE	800,100	.96	8250	855,933	884,000	816,513				6.000	8.382	FA	20,037	53,040	11/18/2022	02/15/2028
097751-BZ-3	BOMBARDIER INC 7.5 02/01/2029			A	4.B FE	176,130	.101	7260	179,038	176,000	(17)				7.500	7.623	FA	5,500	7,003	03/06/2023	02/01/2029
097751-CA-7	BOMBARDIER INC 8.75 11/15/2030			A	4.B FE	457,000	.106	2670	485,640	457,977	(91)				8.750	8.941	MN	4,887		11/06/2023	11/15/2030
09857L-AR-9	BOOKING HOLDINGS INC 4.625 04/13/2030			1	1.G FE	754,459	.100	5960	663,934	733,304	(11,092)				4.625	2.686	AO	6,614	30,525	01/28/2022	04/13/2030
09951L-AA-1	BOOZ ALLEN HAMILTON INC 3.875 09/01/2028			1	2.C FE	248,397	.94	4010	240,723	249,032	20,784				3.875	4.483	MS	3,294	9,881	12/06/2022	09/01/2028
09951L-AB-9	BOOZ ALLEN HAMILTON INC 4.07/01/2029			1	2.C FE	174,830	.93	7360	165,913	175,208	18,098				4.000	4.271	JJ	3,540	7,880	11/22/2022	07/01/2029
100743-AL-7	BOSTON GAS COMPANY 3.001 08/01/2029			1	2.A FE	657,332	.89	5570	586,598	655,000	(256)				3.001	2.981	FA	8,190	19,657	07/24/2019	08/01/2029
10112R-AZ-7	BOSTON PROPERTIES LP 3.2 01/15/2025			1	2.A FE	6,901,189	.97	0620	6,714,749	6,916,329	948				3.200	3.264	JJ	102,079	221,376	11/17/2017	01/15/2025
10112R-BE-3	BOSTON PROPERTIES LP 2.55 04/01/2032			1	2.A FE	1,339,217	.79	5950	1,070,553	1,341,449	371				2.550	2.612	AO	34,298	34,298	03/02/2021	04/01/2032
10112R-BG-8	BOSTON PROPERTIES LP 6.75 12/01/2027			1	2.B FE	2,224,395	.104	6100	2,311,881	2,210,000	(3,068)				6.750	6.703	JD	12,431	154,976	11/08/2022	12/01/2027
10112R-BH-6	BOSTON PROPERTIES LP 6.5 01/15/2034			1	2.B FE	1,993,940	.105	3490	2,106,980	1,997,827	3,887				6.500	6.641	JJ	81,611		05/04/2023	01/15/2034
101137-AV-9	BOSTON SCIENTIFIC CORP 3.45 03/01/2024			1	2.A FE	578,971	.99	5880	575,619	577,959	(247)				3.450	3.442	MS	6,647	19,941	02/21/2023	03/01/2024
101137-AW-7	BOSTON SCIENTIFIC CORP 3.75 03/01/2026			1	2.A FE	2,611,772	.97	2550	2,547,108	2,619,000	851				3.750	3.829	MS	32,738	98,213	02/21/2019	03/01/2026
103186-AB-8	BOXER PARENT CO INC 7.125 10/02/2025			1	4.C FE	1,830,266	.100	4530	1,705,692	1,704,636	67,571				7.125	5.309	AO	30,246	120,963	11/18/2022	10/02/2025
103557-AC-8	BOYNE USA INC 4.75 05/15/2029			1	4.B FE	860,045	.94	2820	865,539	868,000	(771)				4.750	5.012	MN	5,250	40,803	11/06/2023	05/15/2029
10373Q-BM-1	BP CAP MARKETS AMERICA 1.749 08/10/2030			1	1.F FE	514,000	.84	5170	434,417	514,040	(17)				1.749	1.756	FA	3,521	8,990	08/05/2020	08/10/2030
10373Q-BU-3	BP CAP MARKETS AMERICA 4.812 02/13/2033			1	1.F FE	1,875,000	.100	6530	1,887,244	1,875,000	556				4.812	4.869	FA	34,586	45,113	02/09/2023	02/13/2033
10460*-AE-2	WC BRADLEY COMPANY 3.23 12/17/2031 PRIVATE				2.A	3,100,000	.89	3916	3,100,000	3,099,987	.9				3.230	3.256	JD	53,681	100,130	12/17/2021	12/17/2031
10460*-AF-9	WC BRADLEY COMPANY 3.4 12/17/2033 PRIVATE				2.A	3,600,000	.88	1303	3,172,691	3,599,887	(36)				3.400	3.427	JD	65,620	122,400	12/17/2021	12/17/2033
10460*-AG-7	WC BRADLEY COMPANY 3.62 12/17/2036 PRIVATE				2.A	4,300,000	.86	5212	3,720,412	4,299,976	16				3.620	3.653	JD	83,451	77,830	12/17/2021	12/17/2036
104931-AA-8	BRAND INDUSTRIAL SERVI 10.375 08/01/2030			1	4.C FE	1,244,075	.105	9540	1,242,000	1,315,129	1,054				10.375	10.607	FA	53,691		08/10/2023	08/01/2030
10563*-AC-2	WH BRAUM INC 2.85 04/02/2030 Private				2.C	7,500,000	.93	0879	6,981,595	7,499,690	(85)				2.850	2.880	JAJD	52,844	213,750	04/02/2020	04/02/2030
10575*-AF-9	Bray International, Inc. 3.83 08/02/2028 PRIVATE				3.C	7,500,000	.95	7289	7,179,668	7,179,668	200,595				3.830	3.885	FMAN	47,077	287,250	08/02/2016	08/02/2028
106230-AA-3	BRAZOS SECURITIZATN LLC 5.014 09/01/2031				1.A FE	826,640	.99	3390	826,640	826,079	(36)				5.014	5.072	MS	13,931	32,215	12/08/2022	03/01/2034
106230-AB-1	BRAZOS SECURITIZATN LLC 5.243 09/01/2040				1.A FE	6,052,600	.103	3830	6,265,010	6,060,000	564				5.243	5.322	MS	106,791	226,821	01/04/2023	03/01/2043
106230-AC-9	BRAZOS SECURITIZATN LLC 5.413 09/01/2050				1.A FE	2,090,220	.103	2710	2,065,420	2,088,233	(1,987)				5.413	5.141	MS	36,387	77,286	01/18/2023	09/01/2052
10921U-2A-5	BRIGHTSE FIN GBLB FUND 1.04/12/2024				1.G FE	1,188,037	.108	0372	1,189,379	1,190,000	590				1.000	1.059	AO	2,611	11,900	04/06/2021	04/12/2024
109696-AA-2	BRINK'S CO/THE 4.625 10/15/2027			1	3.C FE	236,594	.96	0840	233,484	243,000	10,061				4.625	5.966	AO	2,373	11,239	12/06/2022	10/15/2027

E10.35

ANNUAL STATEMENT FOR THE YEAR 2023 OF THE ZURICH AMERICAN INSURANCE COMPANY

SCHEDULE D - PART 1

Showing All Long-Term BONDS Owned December 31 of Current Year

1	2	Codes			6	7	Fair Value		10	11	Change in Book/Adjusted Carrying Value				Interest					Dates	
		3	4	5			8	9			12	13	14	15	16	17	18	19	20	21	22
CUSIP Identification	Description	C o d e	F o r e i g n	B o n d C h a r	NAIC Designation, NAIC Designation Modifier and SVO Administrative Symbol	Actual Cost	Rate Used to Obtain Fair Value	Fair Value	Par Value	Book/ Adjusted Carrying Value	Unrealized Valuation Increase/ (Decrease)	Current Year's (Amortization)/ Accretion	Current Year's Other-Than-Temporary Impairment Recognized	Total Foreign Exchange Change in Book/ Adjusted Carrying Value	Rate of	Effective Rate of	When Paid	Admitted Amount Due and Accrued	Amount Received During Year	Acquired	Stated Contractual Maturity Date
109696-AB-0	BRINK'S CO/THE 5.5 07/15/2025			1	3.C FE	51,000	.99 3920	50,690	51,000	50,690	624	(8)			5.500	5.574	JJ	1,293	2,805	06/18/2020	07/15/2025
110122-CP-1	BRISTOL-MYERS SQUIBB CO 3.4 07/26/2029			1	1.F FE	1,285,624	.94 7460	1,283,808	1,355,000	1,297,209		8,981			3.400	4.312	JJ	19,836	46,070	09/08/2022	07/26/2029
110122-DD-7	BRISTOL-MYERS SQUIBB CO 3.45 11/15/2027			1	1.F FE	1,277,281	.96 8940	1,263,498	1,304,000	1,292,184		2,745			3.450	3.735	MN	5,748	44,988	07/17/2020	11/15/2027
11120V-AC-7	BRIXMOR OPERATING PART 4.125 06/15/2026			1	2.B FE	516,917	.96 8090	517,928	535,000	528,409		2,446			4.125	4.710	JD	981	22,069	10/26/2018	06/15/2026
11120V-AE-3	BRIXMOR OPERATING PART 3.9 03/15/2027			1	2.B FE	1,639,260	.95 2960	1,443,734	1,515,000	1,588,883		(23,975)			3.900	2.268	MS	17,397	59,085	11/17/2021	03/15/2027
11134L-AH-2	BROADCOM CRP / CAYMIN F 3.875 01/15/2027			1	2.B FE	2,070,663	.97 4780	2,092,853	2,147,000	2,116,367		9,115			3.875	4.424	JJ	38,363	83,196	06/27/2018	01/15/2027
11134L-AR-0	BROADCOM CRP / CAYMIN F1 3.5 01/15/2028			1	2.B FE	679,694	.95 7640	651,195	680,000	679,916		(39)			3.500	3.532	JJ	10,974	23,800	02/28/2018	01/15/2028
11135F-BA-8	BROADCOM INC 4.75 04/15/2029			1	2.C FE	2,042,560	100.0590	2,001,180	2,000,000	2,024,299		(4,282)			4.750	4.527	AO	20,956	95,000	08/11/2020	04/15/2029
11135F-BH-3	BROADCOM INC 2.45 02/15/2031			1	2.C FE	4,603,488	.85 3930	4,056,168	4,750,000	4,634,650		14,191			2.450	2.845	FA	43,964	116,375	11/16/2021	02/15/2031
11271L-AC-6	BROOKFIELD FINANCE INC 3.9 01/25/2028			1	1.G FE	882,430	.96 2550	847,044	880,000	881,292		(346)			3.900	3.896	JJ	14,872	34,320	06/13/2019	01/25/2028
11283Y-AD-2	BROOKFIELD RESID PROPER 4.875 02/15/2030			1	4.A FE	344,400	.88 2230	314,956	357,000	314,479		1,096			4.875	5.473	FA	6,575	17,404	03/21/2022	02/15/2030
11284D-AC-9	BROOKFIELD PPTY REIT INC 4.5 04/01/2027			1	4.A FE	261,000	.90 0550	235,044	261,000	235,044		14,435			4.500	8.187	AO	2,936	11,745	09/22/2021	04/01/2027
115637-AU-4	BROWN-FORMAN CORP 4.75 04/15/2033			1	1.G FE	498,550	101.7490	498,570	490,000	488,679		129			4.750	4.844	AO	4,914	13,060	03/21/2023	04/15/2033
118230-AM-3	BUCKEY PARTNERS LP 5.85 11/15/2043			1	3.C FE	77,730	.81 8030	65,677	81,000	65,677		5,262			5.850	6.273	MN	605	4,739	12/09/2020	11/15/2043
118230-AP-6	BUCKEY PARTNERS LP 5.6 10/15/2044			1	3.C FE	81,622	.77 7200	65,285	84,000	65,285		4,309			5.600	5.906	AO	993	4,704	04/23/2021	10/15/2044
118230-AQ-4	BUCKEY PARTNERS LP 3.95 12/01/2026			1	3.C FE	137,905	.94 8380	132,773	140,000	131,668		5,987			3.950	4.587	JD	461	5,530	12/06/2022	12/01/2026
118230-AR-2	BUCKEY PARTNERS LP 4.125 12/01/2027			1	3.C FE	114,829	.95 3750	114,450	120,000	113,827		7,899			4.125	5.002	JD	413	4,950	11/22/2022	12/01/2027
118230-AT-8	BUCKEY PARTNERS LP 4.125 03/01/2025			1	3.C FE	183,970	.97 2160	178,877	184,000	178,877		31			4.125	4.211	MS	2,530	7,590	11/22/2022	03/01/2025
118230-AU-5	BUCKEY PARTNERS LP 4.5 03/01/2028			1	3.C FE	251,495	.94 9150	242,033	255,000	241,074		16,466			4.500	4.862	MS	3,825	11,475	11/22/2022	03/01/2028
12008R-AP-2	BUILDERS FIRSTSOURCE INC 4.25 02/01/2032			1	3.C FE	396,018	.90 2550	375,461	416,000	367,728		27,460			4.250	5.035	FA	7,367	17,680	12/06/2022	02/01/2032
12008R-AR-8	BUILDERS FIRSTSOURCE INC 6.375 06/15/2032			1	3.C FE	270,084	102.6880	282,392	275,000	270,829		11,929			6.375	6.748	JD	779	17,531	12/06/2022	06/15/2032
12015U-AF-8	Bulab Holdings, Inc. 3.7 09/28/2029 Private				2.A YE	9,460,000	.94 4693	8,936,793	9,460,000	9,375,745		(14,562)			3.700	3.734	MS	89,450	350,020	09/28/2017	09/28/2029
12015U-A@-0	Bulab Holdings Inc 3.39 09/27/24 Private				2.A YE	620,000	.97 8130	606,441	620,000	619,878		7			3.390	3.390	MS	5,546	21,018	09/27/2012	09/27/2024
120568-AX-8	BUNGE LTD FINANCE CORP 3.25 08/15/2026			1	2.B FE	870,236	.95 9920	820,732	855,000	860,989		(2,431)			3.250	2.967	FA	10,498	27,788	01/28/2020	08/15/2026
12189L-AR-2	BURLINGTON NORTH SANTA FE 3.75 04/01/2024			1	1.D FE	682,760	.99 5100	681,644	685,000	684,837		240			3.750	3.789	AO	6,422	25,688	03/04/2014	04/01/2024
124765-F@-2	CAE INC 4.47 03/13/2031 Private				2.C FE	6,700,000	.97 9065	6,559,738	6,700,000	6,699,580		(11)			4.470	4.518	MS	89,015	299,490	03/13/2019	03/13/2031
124857-AT-0	PARAMOUNT GLOBAL 3.375 02/15/2028			1	2.C FE	694,744	.91 1920	569,950	625,000	665,638		(10,093)			3.375	1.694	FA	7,969	21,094	01/28/2021	02/15/2028
1248EP-BT-9	CCO HDLGS LLC/CAP CORP 5.125 05/01/2027			1	3.C FE	1,738,828	.96 7580	1,604,248	1,658,000	1,604,248		74,572			5.125	4.238	MN	14,162	84,973	04/28/2021	05/01/2027
1248EP-BX-0	CCO HDLGS LLC/CAP CORP 5.02/01/2028			1	3.C FE	816,967	.95 7280	820,389	857,000	804,631		19,472			5.000	6.271	FA	17,854	37,850	06/07/2023	02/01/2028
1248EP-CB-7	CCO HDLGS LLC/CAP CORP 6.375 06/01/2029			2	3.C FE	400,987	.94 6250	387,963	410,000	381,932		(1,107)			5.375	6.109	JD	1,836	22,038	11/29/2022	06/01/2029
1248EP-CD-3	CCO HDLGS LLC/CAP CORP 4.75 03/01/2030			1	3.C FE	1,589,298	.91 4740	1,538,593	1,682,000	1,503,145		45,831			4.750	5.918	MS	26,632	79,895	01/30/2023	03/01/2030
1248EP-CE-1	CCO HDLGS LLC/CAP CORP 4.5 08/15/2030			1	3.C FE	1,440,327	.90 3160	1,505,568	1,667,000	1,417,242		34,065			4.500	7.021	FA	28,339	71,010	10/04/2023	08/15/2030
1248EP-CK-7	CCO HDLGS LLC/CAP CORP 4.25 02/01/2031			1	3.C FE	1,390,756	.87 3650	1,313,970	1,504,000	1,304,759		87,838			4.250	5.508	FA	26,633	63,495	06/22/2023	02/01/2031
1248EP-CP-6	CCO HDLGS LLC/CAP CORP 4.25 01/15/2034			1	3.C FE	95,640	.81 1850	77,938	96,000	77,938		6,646			4.250	4.334	JJ	1,881	4,080	09/30/2021	01/15/2034
1248EP-CQ-4	CCO HDLGS LLC/CAP CORP 4.75 02/01/2032			1	3.C FE	127,275	.87 5430	115,557	132,000	115,557		8,424			4.750	5.324	FA	2,613	8,028	05/04/2022	02/01/2032
1248EP-CS-0	CCO HDLGS LLC/CAP CORP 6.375 09/01/2029			1	3.C FE	766,000	.98 5220	754,679	766,000	754,679		(107)			6.375	6.469	MS	16,278	51,817	08/04/2022	09/01/2029
1248EP-CT-8	CCO HDLGS LLC/CAP CORP 7.375 03/01/2031			1	3.C FE	1,225,863	102.4060	1,301,580	1,271,000	1,228,029		2,167			7.375	8.151	MS	31,245	51,555	07/27/2023	03/01/2031
12510C-AA-9	CD&R SMOKEY BUYER INC 6.75 07/15/2025			1	4.C FE	823,685	.99 1980	793,584	800,000	789,466		104,738			6.750	6.241	JJ	24,900	54,000	11/22/2022	07/15/2025
12511V-AA-6	CHURCHILL DOWNS INC 5.75 04/01/2030			1	4.A FE	316,634	.97 1060	317,537	327,000	313,243		7,295			5.750	6.450	AO	4,701	11,299	11/28/2023	04/01/2030
12514@-AA-0	GED California Holdings, LLC 4.78 06/30/37 Private				3.A PL	6,606,347	.90 5628	5,982,895	6,606,347	5,982,895		(7,750)			4.780	4.781	JD	163,396	318,960	04/11/2013	06/30/2037
12542R-K@-8	CHS Inc 4.89 01/25/2031 Private				2.C	11,650,000	.96 6902	11,264,410	11,650,000	11,649,687		(231)			4.890	4.949	JJ	245,281	569,685	01/25/2016	01/25/2031
12543D-BC-3	CHS/COMMUNITY HEALTH SYS 8 03/15/2026			1	4.C FE	135,729	.99 7920	145,696	146,000	138,714		2,864			8.000	10.840	MS	3,439	11,680	12/06/2022	03/15/2026
12543D-BG-4	CHS/COMMUNITY HEALTH SY 5.625 03/15/2027			1	4.C FE	878,324	.92 9140	917,061	987,000	873,523		14,020			5.625	9.625	MS	16,347	25,734	09/25/2023	03/15/2027
12543D-BH-2	CHS/COMMUNITY HEALTH SYS 6 01/15/2029			1	4.C FE	600,609	.89 3420	580,723	650,000	563,050		18,580			6.000	7.997	JJ	17,983	38,160	07/25/2023	01/15/2029

E10.36

ANNUAL STATEMENT FOR THE YEAR 2023 OF THE ZURICH AMERICAN INSURANCE COMPANY

SCHEDULE D - PART 1

Showing All Long-Term BONDS Owned December 31 of Current Year

1	2	Codes			6	7	Fair Value		10	11	Change in Book/Adjusted Carrying Value				Interest					Dates	
		3	4	5			8	9			12	13	14	15	16	17	18	19	20	21	22
CUSIP Identification	Description	C o d e	F o r e i g n	B o n d C h a r	NAIC Designation, NAIC Designation Modifier and SVO Administrative Symbol	Actual Cost	Rate Used to Obtain Fair Value	Fair Value	Par Value	Book/ Adjusted Carrying Value	Unrealized Valuation Increase/ (Decrease)	Current Year's (Amortization)/ Accretion	Current Year's Other-Than-Temporary Impairment Recognized	Total Foreign Exchange Change in Book/ Adjusted Carrying Value	Rate of	Effective Rate of	When Paid	Admitted Amount Due and Accrued	Amount Received During Year	Acquired	Stated Contractual Maturity Date
125430-BK-5	CHS/COMMUNITY HEALTH SYS 4.75 02/15/2031	1			4.C FE	304,380	.78 7250	307,815	391,000	306,150	(3,939)	5,709			4.750	8.891	FA	7,016	14,606	08/04/2023	02/15/2031
125430-BM-1	CHS/COMMUNITY HEALTH SYS 5.25 05/15/2030	1			4.C FE	932,667	.83 0580	936,064	1,127,000	916,045	14,459	16,955			5.250	8.759	MN	7,560	58,249	06/14/2023	05/15/2030
125523-AG-5	CIGNA GROUP/THE 4.125 11/15/2025	1			2.A FE	1,194,008	.98 6720	1,179,130	1,195,000	1,194,986		(63)			4.125	4.177	MN	6,299	49,294	09/06/2018	11/15/2025
125523-AH-3	CIGNA GROUP/THE 4.375 10/15/2028	1			2.A FE	2,204,731	.98 8730	1,945,821	1,968,000	2,101,006		(27,218)			4.375	2.830	AO	18,177	86,100	01/16/2020	10/15/2028
125523-CL-2	CIGNA GROUP/THE 2.4 03/15/2030	1			2.A FE	379,362	.87 3060	331,763	380,000	379,750		32			2.400	2.434	MS	2,685	9,120	03/04/2020	03/15/2030
125523-CM-0	CIGNA GROUP/THE 2.375 03/15/2031	1			2.A FE	244,716	.85 2050	208,752	245,000	244,785		20			2.375	2.401	MS	1,713	5,819	03/01/2021	03/15/2031
12564C-AA-4	CK HUTCHISON INTL 19 LTD 3.25 04/11/2024	D		2	1.F FE	649,344	.99 4030	646,120	650,000	649,968		113			3.250	3.299	AO	4,636	21,125	04/08/2019	04/11/2024
125896-BM-1	CMS ENERGY CORP 3.875 03/01/2024 CBRE U.S. Core Partners REIT 3.61 06/06/2034	1			2.B FE	1,006,898	.99 6740	943,913	947,000	946,904		(7,912)			3.875	2.989	MS	12,232	36,696	04/14/2016	03/01/2024
12610#-AM-5	PRIVATE				2.B	10,300,000	.85 9557	8,853,437	10,300,000	10,299,786		(14)			3.610	3.642	JD	24,789	371,830	06/06/2022	06/06/2034
126117-AS-9	CNA FINANCIAL CORP 3.95 05/15/2034	1			2.A FE	312,875	.99 2270	302,642	305,000	305,127		(1,233)			3.950	3.572	MN	1,539	12,048	02/21/2017	05/15/2034
12614Q-AK-1	BESTFOODS 5.6 10/15/2097	1			1.F FE	9,683,684	.86 2010	9,326,948	10,820,000	9,695,465		836			5.600	6.259	AO	127,916	605,920	11/06/2003	10/15/2097
126307-AZ-0	CSC HOLDINGS LLC 6.5 02/01/2029	1			4.B FE	1,315,434	.88 9030	1,364,661	1,535,000	1,311,663	289,548	(1,221)	236,101		6.500	10.329	FA	41,573	99,775	11/22/2022	02/01/2029
126307-BH-9	CSC HOLDINGS LLC 4.5 11/15/2031	1			4.B FE	286,279	.75 6260	251,835	333,000	251,835	16,718	3,681			4.500	6.875	MN	1,915	14,985	11/22/2022	11/15/2031
126307-BM-8	CSC HOLDINGS LLC 11.25 05/15/2028	1			4.B FE	1,249,180	.102 7840	1,310,496	1,275,000	1,251,410		2,230			11.250	12.149	MN	18,328	79,688	08/17/2023	05/15/2028
12636Y-AC-6	CRH AMERICA FINANCE INC 3.95 04/04/2028	1			2.A FE	469,648	.96 6590	420,467	435,000	452,962		(4,181)			3.950	2.898	AO	4,152	17,183	10/31/2019	04/04/2028
126408-HH-9	CSX CORP 3.25 06/01/2027	1			1.G FE	905,056	.96 3510	886,429	920,000	900,939		920			3.250	3.962	JD	2,492	29,900	10/12/2022	06/01/2027
126408-HM-8	CSX CORP 4.25 03/15/2029	1			2.A FE	681,224	.99 7460	660,319	662,000	672,506		(1,901)			4.250	3.936	MS	8,284	28,135	02/21/2019	03/15/2029
12653C-AK-4	CNX RESOURCES CORP 7.375 01/15/2031	1			3.B FE	97,000	.101 0350	98,004	97,000	97,229	4,148	.9			7.375	7.513	JJ	3,299	5,743	09/12/2022	01/15/2031
12654A-AA-9	CNX MIDSTREAM PART LP 4.75 04/15/2030	1			4.A FE	119,000	.88 6020	105,436	119,000	105,436	7,224	(19)			4.750	4.805	AO	1,193	5,653	09/15/2021	04/15/2030
12657N-AA-8	COP HOLDCO LP/BIP-V CHIN 5.5 06/15/2031	1			4.A FE	1,110,871	.94 7630	1,130,523	1,193,000	1,118,067	65,576	7,161			5.500	6.638	JD	2,916	65,615	11/18/2022	06/15/2031
12663Q-AC-9	CVR PARTNERS/CVR NITROG 6.125 06/15/2028	1			4.A FE	158,000	.94 6520	149,550	158,000	149,550	7,637	(77)			6.125	6.219	JD	430	9,678	06/08/2021	06/15/2028
126650-AW-0	CVS PASS-THROUGH TRUST 5.298 01/11/2027	1			2.B	3,365,057	.99 4300	3,344,660	3,363,834	3,363,354		(197)			5.298	5.293	MON	10,891	182,981	01/04/2005	01/11/2027
126650-CX-6	CVS HEALTH CORP 4.3 03/25/2028	1			2.B FE	2,681,581	.98 2460	2,508,220	2,553,000	2,630,917		(18,907)			4.300	3.547	MS	29,274	109,779	03/17/2021	03/25/2028
126650-DM-9	CVS HEALTH CORP 1.3 08/21/2027	1			2.B FE	1,924,340	.88 7500	1,775,000	2,000,000	1,950,911		12,792			1.300	2.009	FA	9,317	26,000	11/22/2021	08/21/2027
126650-DT-4	CVS HEALTH CORP 5.125 02/21/2030	1			2.B FE	774,797	.101 4000	790,920	780,000	775,969		1,171			5.125	5.308	FA	14,435	19,988	02/13/2023	02/21/2030
126650-DX-5	CVS HEALTH CORP 5.25 01/30/2031	1			2.B FE	159,429	.102 4840	163,974	160,000	159,492	10,304	63			5.250	5.375	JJ	4,877		05/30/2023	01/30/2031
12685J-AC-9	CABLE ONE INC 4 11/15/2030	1			4.B FE	359,209	.81 1030	306,569	378,000	306,569		10,304			4.000	4.805	MN	1,932	15,120	07/07/2022	11/15/2030
126876-AA-7	CABLEVISION LIGHTPATH 3.875 09/15/2027	1			4.B FE	439,989	.87 7340	387,784	442,000	387,784	20,488	276			3.875	3.995	MS	5,043	17,128	04/23/2021	09/15/2027
12692#-AA-4	CVSR Holdeo LLC 4.68 03/31/2037 InfraDebt	1			3.C PL	10,605,841	.92 6616	9,827,544	10,605,841	9,827,544	404,172	(2,065)			4.680	4.735	MS	125,467	494,975	07/08/2016	03/31/2037
12769G-AA-8	CAESARS ENTERTAIN INC 4.625 10/15/2029	1			4.C FE	627,118	.89 9840	652,384	725,000	631,461		4,343			4.625	7.541	AO	7,079	16,766	08/25/2023	10/15/2029
12769G-AB-6	CAESARS ENTERTAIN INC 7 02/15/2030	1			4.A FE	1,091,925	.102 3490	1,114,581	1,089,000	1,092,873		948			7.000	7.070	FA	28,798	40,021	03/30/2023	02/15/2030
12770R-AA-1	CAESARS RESORT / FINCO 5.75 07/01/2025 California Ridge Wind Energy LLC 6.25 06/30/32	1			3.C FE	126,091	.99 9270	119,912	120,000	119,912	3,968	(1,655)			5.750	4.481	JJ	3,450	6,900	03/21/2022	07/01/2025
130572-AA-8	Private				2.C PL	3,226,508	.100 0884	3,229,361	3,226,508	3,226,211		(1)				6.250	MJSD	52,782	206,192	04/27/2012	06/30/2032
130570-AH-0	CALIFORNIA RESOURCES CR 7.125 02/01/2026	1			3.C FE	603,437	.101 5530	619,473	610,000	603,702	19,916	1,912			7.125	7.734	FA	18,109	43,463	11/29/2022	02/01/2026
13123X-AZ-5	CALLON PETROLEUM CO 6.375 07/01/26	1			3.C FE	99,358	.99 7930	104,783	105,000	103,718	4,200	297			6.375	8.205	JJ	3,347	5,674	03/14/2023	07/01/2026
13123X-BF-8	CALLON PETROLEUM CO 7.5 06/15/2030	1			3.C FE	789,379	.101 0690	835,841	827,000	793,310	21,804	3,345			7.500	8.512	JD	2,757	62,025	02/14/2023	06/15/2030
131347-CK-0	CALPINE CORP 5.25 06/01/2026	1			3.A FE	107,615	.99 0000	113,465	115,000	111,858	1,029	1,154			5.250	6.585	JD	503	6,038	11/22/2022	06/01/2026
131347-CM-6	CALPINE CORP 4.5 02/15/2028	1			3.A FE	389,415	.95 1430	371,058	390,000	370,206	21,682	(35)			4.500	4.627	FA	6,630	17,550	12/06/2022	02/15/2028
131347-CN-4	CALPINE CORP 5.125 03/15/2028	1			4.A FE	508,295	.95 8280	494,264	521,000	494,853	26,526	1,965			5.125	5.765	MS	7,862	26,701	12/06/2022	03/15/2028
131347-CP-9	CALPINE CORP 4.625 02/01/2029	1			4.A FE	84,468	.92 8770	77,088	83,000	77,088	5,837	(271)			4.625	4.421	FA	1,599	3,839	08/13/2020	02/01/2029
131347-CQ-7	CALPINE CORP 5 02/01/2031	1			4.A FE	240,390	.91 7160	243,965	266,000	233,606	10,239	2,250			5.000	6.691	FA	5,542	13,300	12/06/2022	02/01/2031
13215#-AA-8	Cambri dge Assoc LLC 4.91 08/03/2028 Private				1.E PL	6,800,000	.97 4566	6,627,047	6,800,000	6,799,539		4			4.910	4.970	FA	136,334	333,880	08/28/2018	08/03/2028
133131-AX-0	CAMDEN PROPERTY TRUST 3.15 07/01/2029	1			1.G FE	3,653,232	.92 4890	3,255,613	3,520,000	3,597,369		(13,612)			3.150	2.723	JJ	55,440	110,880	09/25/2019	07/01/2029

E10.37

ANNUAL STATEMENT FOR THE YEAR 2023 OF THE ZURICH AMERICAN INSURANCE COMPANY

SCHEDULE D - PART 1

Showing All Long-Term BONDS Owned December 31 of Current Year

1	2	Codes			6	7	Fair Value		10	11	Change in Book/Adjusted Carrying Value				Interest					Dates	
		3	4	5			8	9			12	13	14	15	16	17	18	19	20	21	22
CUSIP Identification	Description	Code	For eign Bond Char	NAIC Designation, NAIC Designation Modifier and SVO Administrative Symbol	Actual Cost	Rate Used to Obtain Fair Value	Fair Value	Par Value	Book/ Adjusted Carrying Value	Unrealized Valuation Increase/ (Decrease)	Current Year's (Amor- tization)/ Accretion	Current Year's Other- Than- Temporary Impairment Recognized	Total Foreign Exchange Change in Book/ Adjusted Carrying Value	Rate of	Effective Rate of	When Paid	Admitted Amount Due and Accrued	Amount Received During Year	Acquired	Stated Contractual Maturity Date	
133131-AZ-5	CAMDEN PROPERTY TRUST 2.8 05/15/2030		1	1.G FE	1,603,720	.89	1,769,146	1,975,000	1,651,700					2.800	6.009	MN	7,066	55,300	10/21/2022	05/15/2030	
13323A-AB-6	CAMELOT FINANCE SA 4.5 11/01/2026	D	1	4.A FE	405,098	.97	385,962	395,000	384,269	18,309			(4,640)	4.500	4.150	MN	2,913	17,775	03/15/2023	11/01/2026	
13323N-AA-0	CAMELOT RETURN MERGER SU 8.75 08/01/2028		2	4.B FE	229,352		101,7450	258,432	234,275				3,410	8.750	11.300	JJ	10,248	21,608	07/20/2022	08/01/2028	
133434-AB-6	CAMERON LNG LLC 3.302 01/15/2035		1	1.F FE	672,723	.85	244,135	670,000	672,416			(189)		3.302	3.293	JJ	10,201	22,123	12/05/2019	01/15/2035	
13607G-AP-9	CANADIAN IMPERIAL BANK 3.1 04/02/2024	A	1	1.F FE	963,238	.99	330,440	890,000	895,235			(20,710)		3.100	0.753	AO	6,821	27,590	09/09/2020	04/02/2024	
13607G-LZ-5	CANADIAN IMPERIAL BANK 2.25 01/28/2025	A	1	1.F FE	3,040,726	.96	803,779	3,041,000	3,041,018			(211)		2.250	2.265	JJ	29,080	68,423	01/21/2020	01/28/2025	
13607G-RR-7	CANADIAN IMPERIAL BANK 0.95 10/23/2025	A	1	1.F FE	1,233,519	.93	362,050	1,234,000	1,233,835			70		0.950	0.960	AO	2,214	11,723	10/19/2020	10/23/2025	
136385-AX-9	CANADIAN NATL RESOURCES 3.85 06/01/2027	A	1	2.A FE	2,683,274	.97	1,010,778	2,654,000	2,664,527			(3,148)		3.850	3.750	JD	8,515	102,179	07/28/2017	06/01/2027	
13645R-BE-3	CANADIAN PACIFIC RAILWAY 1.75 12/02/2026	A	1	2.B FE	683,183	.92	127,704	765,000	703,861			19,071		1.750	4.766	JD	1,078	13,388	11/28/2022	12/02/2026	
13645R-BF-0	CANADIAN PACIFIC RAILWAY 2.45 12/02/2031	A	1	2.B FE	659,769	.92	790,612	660,000	660,302			(39)		2.450	2.469	JD	1,303	16,170	11/17/2021	12/02/2031	
13648T-AC-1	CANADIAN PACIFIC RAILWAY 2.875 11/15/2029	A	1	2.B FE	619,467	.90	104,410	620,000	619,718			21		2.875	2.906	MN	2,278	18,445	11/14/2021	11/15/2029	
14040H-BZ-7	CAPITAL ONE FINANCIAL CO 4.25 04/30/2025		2	2.A FE	3,998,241	.98	499,980	3,965,000	3,975,728			(9,372)		4.250	4.145	AO	28,554	168,513	09/05/2018	04/30/2025	
14040H-CS-2	CAPITAL ONE FINANCIAL CO VAR 05/10/2028		2,5	2.A FE	5,178,375	.98	2100,457	5,170,000	5,176,776			(2,062)		4.927	4.955	MN	36,086	254,726	05/05/2022	05/10/2028	
14040H-CV-5	CAPITAL ONE FINANCIAL CO VAR 07/26/2030		2,5	2.A FE	4,527,989	.98	1430,988	4,530,000	4,526,708			(325)		5.247	5.329	JJ	102,338	237,029	11/28/2022	07/26/2030	
14040H-CX-1	CAPITAL ONE FINANCIAL CO VAR 02/01/2029		2,5	2.A FE	752,115	.99	926,445	750,000	751,630			(485)		5.468	5.484	FA	17,088	20,505	02/09/2023	02/01/2029	
140944-AA-7	CAPSTONE BORROWER INC 8 06/15/2030		1	4.B FE	259,580	104	0130,434	260,000	260,267			687		8.000	8.185	JD	924	11,151	05/23/2023	06/15/2030	
14149#-AK-5	Cardinal Glass Industries 3.00 03/15/2027 PRIVATE		1	2.A	7,550,000	.93	1,012,347	7,550,000	7,549,957			(8)		3.000	3.034	MJSD	9,438	226,500	03/15/2022	03/15/2027	
14149#-BJ-6	CARDINAL HEALTH INC 3.41 06/15/2027		1	2.B FE	500,000	.95	8380,190	500,000	500,136			(50)		3.410	3.439	JD	758	17,050	06/01/2017	06/15/2027	
141781-BK-9	CARGILL INC 3.25 05/23/2029		1	1.F FE	1,297,493	.95	9090,128	1,304,000	1,300,285			594		3.250	3.336	MN	4,473	42,380	05/20/2019	05/23/2029	
141781-BL-3	CARGILL INC 4 06/22/2032		1	1.F FE	491,728	.94	9390,469	495,000	492,302			255		4.000	4.120	JD	495	19,800	04/19/2022	06/22/2032	
143658-BJ-0	CARNIVAL CORP 9.875 08/01/2027		1	3.C FE	844,220	104	9910,285	727,000	732,372	107,794		(44,073)		9.875	6.749	FA	29,714	71,791	11/22/2022	08/01/2027	
143658-BL-5	CARNIVAL CORP 7.625 03/01/2026		1	4.C FE	88,810	101	7140,834	107,000	95,188	5,354		4,376		7.625	14.113	MS	2,697	8,159	06/28/2022	03/01/2026	
143658-BN-1	CARNIVAL CORP 5.75 03/01/2027		1	4.C FE	1,240,677	.97	4470,266	1,243,000	1,199,435	312,648		596		5.750	6.031	MS	23,626	71,473	10/11/2022	03/01/2027	
143658-BQ-4	CARNIVAL CORP 4 08/01/2028		1	3.B FE	793,873	.92	7380,016	826,000	756,043	80,797		4,625		4.000	4.888	FA	13,675	33,040	11/18/2022	08/01/2028	
143658-BR-2	CARNIVAL CORP 6 05/01/2029		1	4.C FE	732,060	.95	8670,383	765,000	709,557	198,761		3,380		6.000	7.115	MN	7,523	45,900	11/15/2022	05/01/2029	
14366R-AA-7	CARNIVAL HDGS BM LTD 10.375 05/01/2028		1	4.B FE	112,250	108	7760,005	114,000	112,670			224		10.375	11.038	MN	1,971	12,025	10/18/2022	05/01/2028	
144285-AL-7	CARPENTER TECHNOLOGY 6.375 07/15/2028		1	3.B FE	266,480	100	3860,988	256,000	253,167	12,880		(3,733)		6.375	5.852	JJ	7,525	15,428	03/21/2023	07/15/2028	
144285-AM-5	CARPENTER TECHNOLOGY 7.625 03/15/2030		1	3.B FE	337,994	103	5060,920	340,000	338,291	151		123		7.625	7.880	MS	7,633	25,925	11/22/2022	03/15/2030	
147528-G*-8	CASEYS Gen Stores 3.51 06/13/2025 PRIVATE		2	2.B PL	19,400,000	.96	7722,812	19,400,000	19,399,771			(16)		3.510	3.541	JD	32,156	680,940	06/13/2017	06/13/2025	
147528-H*-7	CASEYS GENERAL STORES INC 2.96 06/08/2032 Private		2	2.B PL	4,800,000	.86	9520,694	4,800,000	4,799,921			(5)		2.960	2.982	FA	56,437	142,080	03/21/2023	08/06/2032	
14879E-AE-8	CATALENT PHARMA SOLUTION 5 07/15/2027		1	4.C FE	628,773	.96	9100,162	642,000	614,293	14,923		801		5.000	5.725	JJ	14,802	27,850	10/27/2023	07/15/2027	
14879E-AH-1	CATALENT PHARMA SOLUTION 3.125 02/15/2029		1	4.C FE	365,492	.87	5430,333	381,000	330,966	23,514		1,049		3.125	4.049	FA	4,498	9,813	09/07/2023	02/15/2029	
14879E-AK-4	CATALENT PHARMA SOLUTION 3.5 04/01/2030		1	4.C FE	36,724	.87	3440,431	44,000	37,075	170		327		3.500	6.719	AO	385	823	08/29/2023	04/01/2030	
14888#-AA-4	CATALYST OLD RIVER HYDROELECTRIC LP 4 11/30/2029			2.C PL	13,236,731	.90	9921,383	13,236,731	13,235,657			232		4.000	3.949	MJSD	135,686	531,092	10/30/2020	11/30/2029	
150190-AB-2	CEDAR FAIR/CAN/MAGNUM/M 5.375 04/15/2027		1	4.C FE	133,556	.97	9860,180	140,000	134,381			825		5.375	6.862	AO	1,589	3,763	06/14/2023	04/15/2027	
150190-AE-6	CEDAR FAIR LP 5.25 07/15/2029	C	1	4.C FE	259,605	.94	2230,864	262,000	245,713	9,569		257		5.250	5.453	JJ	6,343	13,755	11/22/2022	07/15/2029	
150190-AF-3	CEDAR FAIR/CAN/MAGNUM/MI 5.5 05/01/2025		1	3.B FE	900,578	.99	4880,520	875,000	870,472	13,666		(7,798)		5.500	4.768	MN	8,021	48,125	12/06/2022	05/01/2025	
15089Q-AN-4	CELANESE US HOLDINGS LLC 6.33 07/15/2029		1	2.C FE	1,194,030	104	7480,026	1,180,000	1,191,521			(1,763)		6.330	6.204	JJ	34,442	74,901	08/25/2022	07/15/2029	
15089Q-AX-2	CELANESE US HOLDINGS LLC 6.55 11/15/2030		1	2.C FE	104,948	105	7950,085	105,000	105,158			211		6.550	6.668	MN	8,779	1,547	08/10/2023	11/15/2030	
15089Q-AY-0	CELANESE US HOLDINGS LLC 6.7 11/15/2033		1	2.C FE	151,988	108	4120,786	152,000	152,303			315		6.700	6.815	MN	1,301	2,291	08/10/2023	11/15/2033	
15138A-AC-4	PERMIAN RESOURC OPTG LL 6.875 04/01/2027		1	3.C FE	482,682	100	1160,557	480,000	477,927	22,346		286		6.875	7.115	AO	8,250	33,000	03/08/2023	04/01/2027	
153527-AM-8	CENTRAL GARDEN & PET CO 5.125 02/01/2028		1	3.B FE	738,292	.97	7650,243	705,000	686,959	47,057		(14,832)		5.125	4.404	FA	15,055	36,131	11/22/2022	02/01/2028	
153527-AN-6	CENTRAL GARDEN & PET CO 4.125 10/15/2030		1	3.B FE	699,088	.91	0020,096	788,000	693,320	36,120		8,739		4.125	6.862	AO	6,862	32,505	11/23/2022	10/15/2030	
153527-AP-1	CENTRAL GARDEN & PET CO 4.125 04/30/2031		1	3.B FE	270,794	.88	5510,202	269,000	238,202	15,631		(320)		4.125	4.083	AO	1,880	11,096	04/23/2021	04/30/2031	

E10.38

ANNUAL STATEMENT FOR THE YEAR 2023 OF THE ZURICH AMERICAN INSURANCE COMPANY

SCHEDULE D - PART 1

Showing All Long-Term BONDS Owned December 31 of Current Year

1	2	Codes			6	7	Fair Value		10	11	Change in Book/Adjusted Carrying Value				Interest					Dates	
		3	4	5			8	9			12	13	14	15	16	17	18	19	20	21	22
CUSIP Identification	Description	C o d e	F o r e i g n	B o n d C h a r	NAIC Designation, NAIC Designation Modifier and SVO Administrative Symbol	Actual Cost	Rate Used to Obtain Fair Value	Fair Value	Par Value	Book/ Adjusted Carrying Value	Unrealized Valuation Increase/ (Decrease)	Current Year's (Amortization)/ Accretion	Current Year's Other-Than-Temporary Impairment Recognized	Total Foreign Exchange Change in Book/ Adjusted Carrying Value	Rate of	Effective Rate of	When Paid	Admitted Amount Due and Accrued	Amount Received During Year	Acquired	Stated Contractual Maturity Date
154051-H*-0	Central Maine Power 4.05 01/15/2030 Private				1.F	5,000,000	96.2301	4,811,507	5,000,000	5,000,106			4		4.050	4.090	JJ	92,813	202,500	06/03/2019	01/15/2030
15477C-AA-3	CNTRL PARENT/CDK GLB INC 7.25 06/15/2029				4.B FE	621,547	101.9280	659,474	647,000	625,156	1,324	2,990			7.250	8.187	JD	2,085	46,545	10/27/2023	06/15/2029
154915-AA-0	CNT PRINT/CDK GLO 11/FIN 8 06/15/2029				4.B FE	397,434	104.3170	414,138	397,000	397,750		316			8.000	8.138	JD	1,412	11,116	08/04/2023	06/15/2029
156700-BB-1	LUMEN TECHNOLOGIES INC 5.125 12/15/2026				5.C FE	1,376,326	61.9990	857,446	1,383,000	857,446	(333,439)	(7,932)			5.125	5.727	FA	26,776	70,879	12/06/2022	12/15/2026
156700-BC-9	LUMEN TECHNOLOGIES INC 4.02/15/2027				4.C FE	1,295,821	63.4170	882,130	1,391,000	882,130	(304,710)	17,137			4.000	6.259	FA	21,020	54,000	05/09/2023	02/15/2027
156700-BD-7	LUMEN TECHNOLOGIES INC 4.5 01/15/2029				5.C FE	83,590	29.6310	26,668	90,000	26,668	(36,111)	758			4.500	6.289	JJ	1,868	4,050	12/06/2022	01/15/2029
15776*-AA-8	CHAMBERS BORROWER LLC 2.18 05/15/2024 PRIVATE				2.B	1,518,901	99.1209	1,505,547	1,518,901	1,518,791		197			2.180	2.202	MON	1,472	33,166	03/31/2022	05/15/2024
159864-AE-7	CHARLES RIVER LABORATORI 4.25 05/01/2028				3.B FE	126,697	95.4630	130,784	137,000	126,803	808	784			4.250	6.186	MM	970	3,464	08/07/2023	05/01/2028
161150-AF-7	CHART INDUSTRIES INC 7.5 01/01/2030				4.A FE	1,186,484	104.3270	1,235,232	1,184,000	1,187,005	157	(804)			7.500	7.593	JJ	44,400	46,620	04/11/2023	01/01/2030
161150-AG-5	CHART INDUSTRIES INC 9.5 01/01/2031				4.C FE	127,334	108.4640	141,003	130,000	127,972		200			9.500	10.116	JJ	6,175	6,484	12/08/2022	01/01/2031
163851-AF-5	CHEMOURS CO 5.75 11/15/2028				4.A FE	1,050,567	95.2700	1,014,626	1,065,000	1,002,182	56,199	(8,910)			5.750	6.239	MM	7,825	60,605	06/13/2023	11/15/2028
163851-AH-1	CHEMOURS CO 4.625 11/15/2029				4.A FE	55,560	87.5100	57,757	66,000	56,272		712			4.625	7.950	MM	390	1,526	06/12/2023	11/15/2029
164110-AG-6	CHEMERE ENERGY PARTNERS 4.5 10/01/2029				2.C FE	639,842	95.5230	600,840	629,000	627,509	(5,401)	793			4.500	4.404	AO	7,076	28,305	11/22/2022	10/01/2029
164110-AN-1	CHEMERE ENERGY PARTNERS 3.25 01/31/2032				2.C FE	135,400	85.2260	121,021	142,000	136,448		793			3.250	3.992	JJ	1,936	4,615	11/22/2022	01/31/2032
16412E-AA-5	CHEPLAPHARM ARZNEIMITTEL 5.5 01/15/2028				4.A FE	211,000	94.9270	196,499	207,000	196,499	22,959	(762)			5.500	5.241	JJ	5,218	11,385	10/21/2020	01/15/2028
165167-DF-1	CHESAPEAKE ENERGY CORP 5.5 02/01/2026				3.B FE	103,450	99.3140	106,266	107,000	104,574	262	1,031			5.500	6.776	FA	2,452	5,885	11/22/2022	02/01/2026
165167-DG-9	CHESAPEAKE ENERGY CORP 5.875 02/01/2029				3.B FE	73,658	98.0910	67,683	69,000	67,683	3,748	(1,798)			5.875	4.846	FA	1,689	4,054	08/11/2021	02/01/2029
166756-AP-1	CHEVRON USA INC 3.9 11/15/2024				1.D FE	882,798	99.0220	831,785	840,000	845,823		(9,429)			3.900	2.810	MM	4,186	32,760	01/06/2021	11/15/2024
166764-BX-7	CHEVRON CORP 1.995 05/11/2027				1.D FE	450,333	92.7670	417,452	450,000	450,169		(58)			1.995	1.993	MM	1,247	8,978	05/08/2020	05/11/2027
167885-AF-9	Chicago Parking Meters 5.07 12/30/2033 Private				2.C PL	6,623,911	95.8838	6,351,260	6,623,911	6,623,531		(28)			5.070	5.049	MJSD	86,262	335,591	01/30/2019	12/30/2033
168298-AC-7	CHICK-FIL-A INC 1.72 10/29/2026 Private				2.B	5,000,000	92.2304	4,611,520	5,000,000	4,999,962		15			1.720	1.727	AO	5,472	86,000	10/29/2020	10/29/2026
168298-AD-5	CHICK-FIL-A INC 1.82 10/29/2027 Private				2.B	2,500,000	90.3016	2,257,540	2,500,000	2,499,979		3			1.820	1.828	AO	7,710	45,500	10/29/2020	10/29/2027
168298-AE-3	CHICK-FIL-A INC 1.90 10/29/2028 Private				2.B	1,700,000	88.2797	1,500,755	1,700,000	1,699,950		(9)			1.900	1.908	AO	5,473	32,300	10/29/2020	10/29/2028
17027N-AB-8	CHOBANI LLC/FINANCE COR 4.625 11/15/2028				4.C FE	893,234	93.9950	929,611	989,000	902,565	16,206	12,061			4.625	6.693	MM	5,845	45,741	03/30/2023	11/15/2028
171484-AE-8	CHURCHILL DOWNS INC 4.75 01/15/2028				4.A FE	652,759	95.0310	691,826	728,000	667,498	3,145	11,946			4.750	7.228	JJ	15,945	33,131	03/29/2023	01/15/2028
171484-AJ-7	CHURCHILL DOWNS INC 6.75 05/01/2031				4.A FE	472,750	101.2960	485,208	479,000	473,505		755			6.750	7.100	MM	5,389	16,705	09/25/2023	05/01/2031
171779-AL-5	CIENA CORP 4 01/31/2030				3.B FE	217,500	91.7320	202,728	221,000	201,829	6,889	539			4.000	4.322	JJ	3,708	8,840	11/22/2022	01/31/2030
172441-BC-0	CINEMARK USA INC 8.75 05/01/2025				3.B FE	70,488	100.6020	69,415	69,000	69,235	128	(749)			8.750	8.128	MM	1,006	6,038	11/22/2022	05/01/2025
172441-BF-3	CINEMARK USA INC 5.25 07/15/2028				4.B FE	181,650	91.4110	191,963	210,000	182,547		897			5.250	8.985	JJ	5,084		10/23/2023	07/15/2028
172967-HB-0	CITIGROUP INC 5.5 09/13/2025				2.B FE	9,573,556	100.4490	8,593,412	8,555,000	8,828,547		(155,238)			5.500	3.554	MS	141,158	470,525	06/13/2019	09/13/2025
172967-JP-7	CITIGROUP INC 3.3 04/27/2025				1.G FE	14,106,990	97.7060	14,167,370	14,500,000	14,427,795		49,771			3.300	3.684	AO	85,067	478,500	08/16/2018	04/27/2025
172967-KY-6	CITIGROUP INC 3.2 10/21/2026				1.G FE	10,222,290	95.3340	10,010,070	10,500,000	10,403,539		31,701			3.200	3.574	AO	65,333	336,000	01/31/2018	10/21/2026
172967-LD-1	CITIGROUP INC VAR 01/10/2028				1.G FE	4,996,200	96.6410	4,832,050	5,000,000	4,997,845		340			3.887	3.933	JJ	92,316	194,350	11/23/2021	01/10/2028
172967-LP-4	CITIGROUP INC VAR 07/24/2028				1.G FE	2,701,296	95.2930	2,287,032	2,400,000	2,559,669		(43,170)			3.668	1.954	JJ	38,392	88,032	08/27/2020	07/24/2028
172967-LS-8	CITIGROUP INC VAR 10/27/2028				1.G FE	2,377,991	94.5290	2,103,270	2,225,000	2,325,488		(24,936)			3.520	2.452	AO	13,924	78,320	11/16/2021	10/27/2028
172967-ME-8	CITIGROUP INC VAR 03/20/2030				1.G FE	9,998,885	94.8740	9,145,854	9,640,000	9,794,313		(33,184)			3.980	3.701	MS	107,641	383,672	11/23/2021	03/20/2030
172967-MY-4	CITIGROUP INC VAR 05/01/2032				1.G FE	6,072,300	83.3730	5,035,729	6,040,000	6,065,558		(3,227)			2.561	2.517	MM	25,781	154,684	10/07/2021	05/01/2032
172967-NU-1	CITIGROUP INC VAR 05/24/2033				1.G FE	1,220,000	97.6800	1,191,696	1,220,000	1,220,771		(99)			4.910	4.970	MM	6,157	59,902	05/17/2022	05/24/2033
17888H-AA-1	CIVITAS RESOURCES INC 8.375 07/01/2028				3.C FE	635,282	104.6030	635,597	631,000	635,597		315			8.375	8.316	JJ	26,570		08/08/2023	07/01/2028
17888H-AB-9	CIVITAS RESOURCES INC 8.75 07/01/2031				3.C FE	632,246	105.8150	665,576	629,000	632,826		580			8.750	8.844	JJ	27,672		08/25/2023	07/01/2031
17888H-AC-7	CIVITAS RESOURCES INC 8.625 11/01/2030				3.C FE	292,000	105.9090	309,254	292,000	292,327		327			8.625	8.809	MM	5,177		10/10/2023	11/01/2030
18055#-BB-7	CLARION LION PROPERTIES 4.39 02/01/2030 Private				1.G	800,000	97.1702	777,362	800,000	799,973		(2)			4.390	4.436	FA		35,120	02/01/2019	02/01/2030
18055#-BC-5	CLARION LION PROPERTIES 4.44 02/01/2031 Private				1.G	2,100,000	96.8150	2,033,115	2,100,000	2,099,748		(45)			4.440	4.487	FA	38,591	93,240	02/01/2019	02/01/2031
18055#-BE-1	CLARION LION PROPERTIES 4.4 05/01/2029 Private				1.G	4,700,000	97.4953	4,582,278	4,700,000	4,699,859		14			4.400	4.449	MM	33,892	206,800	05/01/2019	02/01/2030
18060T-AA-3	CLARIOS GLOBAL LP 6.75 05/15/2025				4.A FE	361,955	100.8280	364,997	362,000	361,831	47	7			6.750	6.871	MM	3,122	24,435	12/19/2022	05/15/2025

E10.39

ANNUAL STATEMENT FOR THE YEAR 2023 OF THE ZURICH AMERICAN INSURANCE COMPANY

SCHEDULE D - PART 1

Showing All Long-Term BONDS Owned December 31 of Current Year

1	2	Codes			6	7	Fair Value		10	11	Change in Book/Adjusted Carrying Value				Interest				Dates		
		3	4	5			8	9			12	13	14	15	16	17	18	19	20	21	22
CUSIP Identification	Description	C o d e	F o r e i g n	B o n d C h a r	NAIC Designation, NAIC Designation Modifier and SVO Administrative Symbol	Actual Cost	Rate Used to Obtain Fair Value	Fair Value	Par Value	Book/ Adjusted Carrying Value	Unrealized Valuation Increase/ (Decrease)	Current Year's (Amortization)/ Accretion	Current Year's Other-Than-Temporary Impairment Recognized	Total Foreign Exchange Change in Book/ Adjusted Carrying Value	Rate of	Effective Rate of	When Paid	Admitted Amount Due and Accrued	Amount Received During Year	Acquired	Stated Contractual Maturity Date
18060T-AC-9	CLARIOS GLOBAL LP/US FIN 6.75 05/15/2028			1	4.A FE	1,074,643	102.5580	1,102,499	1,075,000	1,076,606		1,963			6.750	6.871	MN	9,070	38,498	08/25/2023	05/15/2028
18064P-AC-3	CLARIV SCI HLD CORP 3.875 07/01/2028			1	4.A FE	1,685,875	94.1600	1,687,347	1,792,000	1,653,364	82,700	13,749			3.875	5.259	JD	34,913	32,085	08/08/2023	07/01/2028
184496-AN-7	CLEAN HARBORS INC 4.875 07/15/2027			1	3.A FE	174,025	97.8830	164,443	168,000	164,443	7,458	(1,789)			4.875	4.256	JJ	3,777	8,190	03/21/2022	07/15/2027
184496-AP-2	CLEAN HARBORS INC 5.125 07/15/2029			1	3.A FE	226,536	96.1320	212,452	221,000	212,452	8,555	(980)			5.125	4.826	JJ	5,223	11,326	03/14/2022	07/15/2029
184496-AQ-0	CLEAN HARBORS INC 6.375 02/01/2031			2	3.C FE	174,232	101.6580	176,885	174,000	174,246		14			6.375	6.449	FA	4,622	5,762	02/15/2023	02/01/2031
18452M-AB-2	CLEAR CHANNEL INTL BV 6.625 08/01/2025	D		1	4.B FE	604,460	100.5170	597,071	594,000	594,305	30,713	(3,542)			6.625	6.263	AO	9,729	39,353	03/12/2021	08/01/2025
18453H-AA-4	CLEAR CHANNEL OUTDOOR H 5.125 08/15/2027			1	4.B FE	1,283,293	95.3860	1,352,573	1,418,000	1,297,922	38,712	23,074			5.125	7.740	FA	27,454	65,984	03/03/2023	08/15/2027
18453H-AE-6	CLEAR CHANNEL OUTDOOR HO 9 09/15/2028			1	4.B FE	2,163,788	103.8290	2,261,396	2,178,000	2,165,743		1,955			9.000	9.372	MS	70,241		12/06/2023	09/15/2028
18539U-AC-9	CLEARWAY ENERGY OP LLC 4.75 03/15/2028			1	3.B FE	240,324	96.3000	235,935	245,000	234,717	7,322	693			4.750	5.226	MS	3,427	11,638	07/06/2022	03/15/2028
18539U-AE-5	CLEARWAY ENERGY OP LLC 3.75 01/15/2032			1	3.B FE	323,486	86.8780	311,892	359,000	301,112	10,878	1,102			3.750	5.399	JJ	6,208	6,713	08/25/2023	01/15/2032
185512-AA-8	CLECO SECURITIZATION I 4.016 03/01/2031			1	1.A FE	2,081,152	96.5470	2,009,498	2,081,368	2,083,075		(468)			4.016	4.056	MS	28,095	103,520	06/09/2022	03/01/2033
185899-AK-7	CLEVELAND-CLIFFS INC 4.625 03/01/2029			1	3.C FE	221,190	92.4250	205,184	222,000	204,707	6,607	(47)			4.625	4.795	MS	3,423	10,268	11/22/2022	03/01/2029
185899-AL-5	CLEVELAND-CLIFFS INC 4.875 03/01/2031			1	3.C FE	73,765	90.2990	67,724	75,000	67,586	2,220	107			4.875	5.203	MS	1,219	3,656	11/22/2022	03/01/2031
185899-AN-1	CLEVELAND-CLIFFS INC 6.75 04/15/2030			1	3.C FE	171,000	100.4070	171,696	171,000	171,021		21			6.750	6.863	AO	2,437	5,803	04/11/2023	04/15/2030
18972E-AA-3	CLYDESDALE ACQUISITION 6.625 04/15/2029			1	4.B FE	694,921	98.3500	712,054	724,000	696,469	7,954	3,504			6.625	7.565	AO	10,126	47,965	11/18/2022	04/15/2029
18977C-AA-2	COSERV SECURITIZATION 2 5.058 08/15/2036			1	1.A FE	8,715,636	101.3570	8,834,024	8,715,751	8,721,243		(117)			5.058	5.119	FA	167,765	295,196	12/07/2022	08/15/2038
18977W-2C-3	CNO GLOBAL FUNDING 2.65 01/06/2029			1	1.G FE	1,802,365	86.5170	1,561,632	1,805,000	1,803,143		265			2.650	2.689	JJ	23,252	47,833	01/03/2022	01/06/2029
19108F-AA-5	Private				2.A PL	7,000,000	95.8226	6,707,580	7,000,000	6,999,684		(19)			3.810	3.846	MS	83,714	266,700	03/07/2018	03/07/2028
191216-CR-9	COCA-COLA CO/THE 3.375 03/25/2027			1	1.E FE	1,232,114	97.5840	1,175,182	1,110,000	1,175,136		(19,701)			3.375	1.525	MS	9,990	37,463	04/13/2022	03/25/2027
191216-CV-0	COCA-COLA CO/THE 1.65 06/01/2030			1	1.E FE	1,305,332	85.6820	1,120,721	1,308,000	1,306,226		232			1.650	1.678	JD	1,799	21,582	04/29/2020	06/01/2030
19123F-AA-6	Private				1.F FE	9,600,000	95.0865	9,128,309	9,600,000	9,600,005		(20)			3.490	3.536	JD	169,381	167,520	03/01/2018	12/28/2029
191238-AA-8	Private				2.A	8,200,000	97.8340	8,022,389	8,200,000	8,200,006		(13)			3.930	3.988	JAJJ	71,613	322,260	04/10/2019	03/14/2029
19416M-AA-7	PERMIAN RESOURC OPTG LLC 7.75 02/15/2026			1	3.C FE	369,945	101.6550	379,173	373,000	371,294	5,403	536			7.750	8.116	FA	10,921	26,118	03/08/2023	02/15/2026
19416M-AB-5	PERMIAN RESOURC OPTG LL 5.875 07/01/2029			1	3.C FE	451,328	97.2970	431,999	444,000	430,936	48,513	(1,727)			5.875	5.701	JJ	13,043	25,262	03/07/2023	07/01/2029
19612*-AH-3	Private				2.C	9,248,231	93.1507	8,614,789	9,248,231	9,251,258		(510)			4.830	5.470	JD	1,241	446,690	12/06/2018	12/31/2033
196801-B*-4	COLORCON INC 4.07 06/29/2032 PRIVATE				2.C	3,700,000	92.3079	3,415,392	3,700,000	3,700,346		(43)			4.070	4.110	JD	75,713	75,295	06/28/2022	06/29/2032
20030N-BL-4	COMCAST CORP 3.375 02/15/2025			1	1.G FE	1,069,720	98.1780	981,780	1,000,000	1,013,119		(14,837)			3.375	1.920	FA	12,750	33,750	02/03/2020	02/15/2025
20030N-CH-2	COMCAST CORP 3.55 05/01/2028			1	1.G FE	2,400,777	96.4420	2,330,039	2,416,000	2,409,164		1,359			3.550	3.657	MN	14,295	85,768	02/02/2018	05/01/2028
20030N-CS-8	COMCAST CORP 3.95 10/15/2025			1	1.G FE	475,860	98.6070	468,383	475,000	475,198		(144)			3.950	3.958	AO	3,961	18,763	10/02/2018	10/15/2025
20030N-DN-8	COMCAST CORP 1.5 02/15/2031			1	1.G FE	2,915,190	81.7810	2,453,430	3,000,000	2,938,088		7,992			1.500	1.816	FA	17,000	45,000	01/29/2021	02/15/2031
202712-BN-4	COMMONWEALTH BANK AUST 2.688 03/11/2031	D			2.A FE	910,000	82.4680	750,459	910,000	910,435		(55)			2.688	2.706	MS	7,406	24,461	03/02/2021	03/11/2031
203372-AX-5	COMMSCOPE INC 4.75 09/01/2029			1	5.A FE	503,357	67.7380	375,269	554,000	375,269	(77,989)	5,870			4.750	6.616	MS	8,772	26,315	12/06/2022	09/01/2029
20337Y-AA-5	COMMSCOPE TECH LLC 6 06/15/2025			1	5.C FE	287,330	81.5340	241,341	296,000	241,341	(29,750)	1,713			6.000	6.781	JD	789	17,760	07/27/2020	06/15/2025
203380-AA-1	COMMSCOPE INC 8.25 03/01/2027			1	5.C FE	208,926	52.7440	105,488	200,000	105,488	(48,556)	(2,430)			8.250	7.559	MS	5,500	16,500	02/25/2020	03/01/2027
203380-AD-5	COMMSCOPE INC 6 03/01/2026			1	5.A FE	1,076,186	89.0030	946,102	1,063,000	946,102	(31,366)				6.000	5.979	MS	21,260	70,260	12/06/2022	03/01/2026
205768-AS-3	COMSTOCK RESOURCES INC 6.75 03/01/2029			1	4.A FE	987,351	91.8680	929,704	1,012,000	928,254	12,581	2,375			6.750	7.408	MS	22,770	64,361	08/03/2023	03/01/2029
205768-AT-1	COMSTOCK RESOURCES INC 5.875 01/15/2030			1	4.A FE	795,143	87.0380	686,730	789,000	686,730	5,567	(2,141)			5.875	5.914	JJ	21,374	43,064	11/08/2023	01/15/2030
205887-CB-6	CONAGRA BRANDS INC 4.6 11/01/2025			1	2.C FE	893,926	99.0520	886,515	895,000	894,594		5			4.600	4.670	MN	6,862	41,070	10/15/2018	11/01/2025
20679L-AB-7	CONDUENT BUS SERVICES 6 11/01/2029			1	4.A FE	377,801	90.0670	360,268	400,000	352,402	23,560	2,070			6.000	7.275	MN	4,000	24,000	03/07/2023	11/01/2029
20752T-AA-2	CONNECT FINCO SARL/CONNIE 6.75 10/01/2026	D			4.A FE	940,193	99.4420	931,772	937,000	914,586	44,548	(2,715)			6.750	7.063	AO	15,636	63,248	11/18/2022	10/01/2026
20825C-AF-1	CONOCOPHILLIPS 5.9 10/15/2032			1	1.F FE	1,019,187	109.6490	1,025,218	935,000	1,011,481		(6,878)			5.900	4.803	AO	11,646	55,165	11/25/2022	10/15/2032
20848V-AA-3	CONSENSUS CLOUD SOLUTION 6 10/15/2026			1	4.B FE	116,000	95.0760	110,288	116,000	110,288	910	(59)			6.000	6.089	AO	1,469	6,960	09/24/2021	10/15/2026

E10.40

ANNUAL STATEMENT FOR THE YEAR 2023 OF THE ZURICH AMERICAN INSURANCE COMPANY

SCHEDULE D - PART 1

Showing All Long-Term BONDS Owned December 31 of Current Year

1	2	Codes			6	7	Fair Value		10	11	Change in Book/Adjusted Carrying Value				Interest				Dates		
		3	4	5			8	9			12	13	14	15	16	17	18	19	20	21	22
CUSIP Identification	Description	C o d e	F o r e i g n	B o n d C h a r	NAIC Designation, NAIC Designation Modifier and SVO Administrative Symbol	Actual Cost	Rate Used to Obtain Fair Value	Fair Value	Par Value	Book/ Adjusted Carrying Value	Unrealized Valuation Increase/ (Decrease)	Current Year's (Amortization)/ Accretion	Current Year's Other-Than-Temporary Impairment Recognized	Total Foreign Exchange Change in Book/ Adjusted Carrying Value	Rate of	Effective Rate of	When Paid	Admitted Amount Due and Accrued	Amount Received During Year	Acquired	Stated Contractual Maturity Date
2048V-AB-1	CONSENSUS CLOUD SOLUTION 6.5 10/15/2028			2	4.B FE	155,000	91.4230	141,706	155,000	141,706	113	(53)			6.500	6.602	AO	2,127	10,075	09/24/2021	10/15/2028
209111-BA-5	CON EDISON CO OF NY INC 2.4 06/15/2031			1	1.G FE	89,777	86.2650	77,639	90,000	89,844		17			2.400	2.442	JD	96	2,160	06/03/2021	06/15/2031
21036P-AN-8	CONSTELLATION BRANDS INC 4.75 11/15/2024			1	2.C FE	1,022,428		928,679	935,000	947,248		(13,767)			4.750	3.223	MN	5,675	44,413	09/16/2019	11/15/2024
21036P-BC-1	CONSTELLATION BRANDS INC 4.65 11/15/2028			1	2.B FE	723,294	100.1670	651,086	650,000	689,879		(7,894)			4.650	3.265	MN	3,862	30,225	07/16/2019	11/15/2028
21036P-BE-7	CONSTELLATION BRANDS INC 3.15 08/01/2029			1	2.C FE	1,307,438	93.0190	1,216,689	1,308,000	1,307,868		4			3.150	3.180	FA	17,168	41,202	07/24/2019	08/01/2029
210383-AG-0	CONSTELLUM SE 5.875 02/15/2026			D	4.A FE	472,012	99.3300	451,952	455,000	451,952	17,357	(103)			5.875	5.256	FA	10,024	26,731	08/14/2019	02/15/2026
210385-AC-4	CONSTELLATION EN GEN LLC 5.8 03/01/2033			1	2.B FE	704,886	105.1170	741,075	705,000	705,040		153			5.800	5.885	MS	13,630	21,240	02/21/2023	03/01/2033
21620#-AA-0	Cook Group Incorporated 3.92 7/02/2030 Private				3.A YE	11,540,000	93.0311	10,735,784	11,540,000	10,735,784	(804,212)				3.920	3.920	JAJO	111,835	452,368	07/02/2015	07/02/2030
216762-AH-7	COOPER-STANDARD AUTOMOT 13.5 03/31/27			1	5.A FE	443,524	108.2000	510,774	472,065	447,320		3,796			13.500	15.082	JD	2,832	76,973	12/15/2023	03/31/2027
216762-AJ-3	COOPER-STANDARD AUTOMOT 5.625 27			1	5.C FE	146,660	74.9630	217,726	290,444	155,921	(6,360)	15,620			10.625	37.596	JD	1,372	25,445	12/15/2023	05/15/2027
217020-C*-5	Coorstek Inc 5.15 07/07/24 Private				2.C PL	3,716,667	99.1399	3,684,701	3,716,667	3,716,137		163			5.150	5.150	JJ	92,514	202,495	07/07/2011	07/07/2024
21871D-AD-5	CORELOGIC INC 4.5 05/01/2028			1	4.C FE	562,371	87.6380	552,119	630,000	540,569	33,434	6,706			4.500	7.279	MN	4,725	23,738	07/26/2023	05/01/2028
21871X-AD-1	COREBRIDGE FINANCIAL INC 3.65 04/05/2027			1	2.A FE	2,256,917	96.1250	2,225,294	2,315,000	2,274,588		11,425			3.650	4.272	AO	20,186	84,498	05/25/2022	04/05/2027
21871X-AF-6	COREBRIDGE FINANCIAL INC 3.85 04/05/2029			1	2.A FE	1,458,671	94.1530	1,374,634	1,460,000	1,459,358		80			3.850	3.902	AO	13,428	56,210	05/31/2022	04/05/2029
21871X-AH-2	COREBRIDGE FINANCIAL INC 3.9 04/05/2032			1	2.A FE	1,667,528	90.3330	1,508,561	1,670,000	1,668,409		142			3.900	3.956	AO	15,559	65,130	05/31/2023	04/05/2032
22056*-AA-5	Cortez Expansion Capital Corp. 4.57 9/30/2025 Private				2.B	13,745,000	97.8888	13,454,821	13,745,000	13,842,052		(49,104)			4.570	4.570	MJSD	157,037	628,147	09/30/2015	09/30/2025
22160K-AN-5	COSTCO WHOLESALE CORP 1.375 06/20/2027			1	1.E FE	1,083,373	90.6920	984,008	1,085,000	1,084,022		249			1.375	1.404	JD	456	14,919	03/16/2021	06/20/2027
222070-AB-0	COTY INC 6.5 04/15/2026			1	3.B FE	12,610	99.4500	12,929	13,000	12,718		147			6.500	7.675	AO	178	845	12/19/2022	04/15/2026
222070-AE-4	COTY INC 5.04/15/2026			1	3.A FE	203,864	98.5500	207,941	211,000	206,226	3,240	1,867			5.000	6.157	AO	2,227	10,550	12/06/2022	04/15/2026
222070-AG-9	COTY/HFC PRESTIGE/INT US 4.75 01/15/2029			1	3.A FE	54,793	95.9740	55,665	58,000	54,326	1,475	426			4.750	5.922	JJ	1,270	2,755	11/22/2022	01/15/2029
22207A-AA-0	COTY/HFC PRESTIGE/INT U 6.625 07/15/2030			1	3.A FE	208,000	102.5780	213,362	208,000	208,185		185			6.625	6.735	JJ	5,933		07/19/2023	07/15/2030
22279#-AA-2	COUSINS PROPERTIES INC 3.91 07/06/2025 Private				2.B	5,600,000	97.7205	5,472,346	5,600,000	5,599,456		(97)			3.910	3.947	JJ	105,831	218,960	07/06/2017	07/06/2025
22282E-AJ-1	COVANTA HOLDING CORP 5.09/01/2030			1	4.C FE	61,598	85.7590	60,031	70,000	60,031	2,685	819			5.000	7.087	MS	1,167	3,500	07/29/2022	09/01/2030
22303Q-AH-3	COVIDIEN INTL FINANCE SA 6.55 10/15/2037			D	1.G FE	3,116,070	114.7030	3,441,090	3,000,000	3,081,066		(3,623)			6.550	6.256	AO	41,483	196,500	06/09/2009	10/15/2037
22303X-AA-3	COVANTA HOLDING CORP 4.875 12/01/2029			1	4.C FE	276,709	87.3540	257,694	295,000	254,842	11,485	1,857			4.875	6.107	JD	1,198	14,381	10/07/2022	12/01/2029
224044-CG-0	COX COMMUNICATIONS INC 3.35 09/15/2026			1	2.B FE	732,760	95.8630	703,634	734,000	733,653		86			3.350	3.398	MS	7,240	24,589	09/08/2016	09/15/2026
22535W-AD-9	CREDIT AGRICOLE LONDON 3.25 10/04/2024			D	1.G FE	1,655,396	98.2110	1,566,465	1,595,000	1,611,575		(21,573)			3.250	1.880	AO	12,383	51,838	11/26/2021	10/04/2024
226373-AR-9	ENERGY TRANSFER LP 6 02/01/2029			1	2.C FE	185,288	100.7800	200,552	199,000	186,976	412	1,661			6.000	7.583	FA	4,975	10,860	05/19/2023	02/01/2029
226373-AT-5	ENERGY TRANSFER LP 7.375 02/01/2031			1	2.C FE	188,000	105.0180	197,434	188,000	188,005		5			7.375	7.505	FA	5,777	7,395	01/24/2023	02/01/2031
227046-AA-7	CROCS INC 4.25 03/15/2029			1	4.B FE	6,000	89.8330	5,390	6,000	5,390	271				4.250	4.295	MS	75	255	03/12/2021	03/15/2029
227046-AB-5	CROCS INC 4.125 08/15/2031			1	4.B FE	178,429	84.9660	162,285	191,000	161,153	4,320	858			4.125	5.234	FA	2,976	6,786	03/30/2023	08/15/2031
22788C-AA-3	CROWDSTRIKE HOLDINGS INC 3.02/15/2029			1	3.B FE	26,560	90.1260	27,939	31,000	27,169		609			3.000	5.909	FA	351	930	01/12/2023	02/15/2029
228187-AB-6	CROWN AMER/CAP CORP VI 4.75 02/01/2026			1	3.B FE	340,764	99.2070	328,375	331,000	328,375	9,391	(2,582)			4.750	4.187	FA	6,551	15,723	03/21/2022	02/01/2026
22822V-AZ-4	CROWN CASTLE INC 2.9 03/15/2027			1	2.B FE	139,661	93.4220	130,791	140,000	139,779		60			2.900	2.974	MS	1,195	4,060	03/02/2022	03/15/2027
22822V-BB-6	CROWN CASTLE INC 4.8 09/01/2028			1	2.B FE	1,995,460	98.4970	1,969,940	2,000,000	1,995,954		494			4.800	4.908	MS	32,000	33,333	04/24/2023	09/01/2028
228701-AF-5	CROWNROCK LP/CROWNROCK 5.625 10/15/2025			1	3.C FE	849,360	99.7960	835,293	837,000	833,954	29,872	(3,465)			5.625	5.365	AO	9,399	47,081	07/25/2022	10/15/2025
228701-AG-3	CROWNROCK LP/CROWNROCK F 5.05/01/2029			1	3.C FE	17,055	97.7320	17,592	18,000	17,141		86			5.000	6.692	MN	600	450	04/27/2023	05/01/2029
22889#-AB-2	Oatey Co 3.26 12/23/2024 Private				3.A YE	1,875,000	97.5227	1,828,551	1,875,000	1,828,551	19,149	59			3.260	3.164	MJSD	1,358	72,727	11/27/2017	12/23/2024
22949#-AA-5	MHSS Addison LP 5.68 10/15/30 Private				1.D	2,290,235	101.7471	2,330,247	2,290,235	2,290,043		(8)			5.680			16,717	141,065	09/15/2010	10/15/2030
23166M-AA-1	CUSHMAN & WAKEFIELD US 6.75 05/15/2028			1	3.C FE	337,844	99.4480	312,267	314,000	312,267	17,360	(5,478)			6.750	5.523	MN	2,708	21,195	04/23/2021	05/15/2028
23166M-AC-7	CUSHMAN & WAKEFIELD US 8.875 09/01/2031			1	3.C FE	119,152	105.7960	126,955	120,000	119,515		363			8.875	9.198	MS	3,757		08/10/2023	09/01/2031
23291K-AH-8	DH EUROPE FINANCE II 2.6 11/15/2029			D	1.G FE	391,620	90.2610	353,823	392,000	391,861		13			2.600	2.628	MN	1,302	10,192	10/29/2019	11/15/2029
23345M-AA-5	DT MIDSTREAM INC 4.125 06/15/2029			1	3.A FE	532,061	92.2090	496,084	538,000	494,412	32,305	546			4.125	4.391	JD	962	22,193	12/02/2022	06/15/2029
23345M-AB-3	DT MIDSTREAM INC 4.375 06/15/2031			1	3.A FE	316,140	90.3060	300,719	333,000	300,190	20,179	1,503			4.375	5.167	JD	648	14,569	12/06/2022	06/15/2031

E10.41

ANNUAL STATEMENT FOR THE YEAR 2023 OF THE ZURICH AMERICAN INSURANCE COMPANY

SCHEDULE D - PART 1

Showing All Long-Term BONDS Owned December 31 of Current Year

1	2	Codes			6	7	Fair Value		10	11	Change in Book/Adjusted Carrying Value				Interest					Dates	
		3	4	5			8	9			12	13	14	15	16	17	18	19	20	21	22
CUSIP Identification	Description	C o d e	F o r e i g n	B o n d C h a r	NAIC Designation, NAIC Designation Modifier and SVO Administrative Symbol	Actual Cost	Rate Used to Obtain Fair Value	Fair Value	Par Value	Book/ Adjusted Carrying Value	Unrealized Valuation Increase/ (Decrease)	Current Year's (Amortization)/ Accretion	Current Year's Other-Than-Temporary Impairment Recognized	Total Foreign Exchange Change in Book/ Adjusted Carrying Value	Rate of	Effective Rate of	When Paid	Admitted Amount Due and Accrued	Amount Received During Year	Acquired	Stated Contractual Maturity Date
233851-CB-8	MERCEDES-BENZ FIN NA 3.5 08/03/2025			1	1.F FE	790,047	98.0050	710,536	725,000	751,672		(16,572)			3.500	1.155	FA	10,432	25,375	08/31/2021	08/03/2025
233851-EC-4	MERCEDES-BENZ FIN NA 1.45 03/02/2026			1	1.F FE	990,030	93.2010	932,010	1,000,000	994,801		2,309			1.450	1.700	MS	4,793	14,500	11/23/2021	03/02/2026
233851-ED-2	MERCEDES-BENZ FIN NA 2.45 03/02/2031			1	1.F FE	2,042,560	86.4860	1,729,720	2,000,000	2,033,732		(4,333)			2.450	2.204	MS	16,197	49,000	12/20/2021	03/02/2031
233853-AH-3	DAIMLER TRUCK FINAN NA 2.5 12/14/2031			1	2.A FE	992,640	82.8270	828,270	1,000,000	994,595		587			2.500	2.600	JD	1,181	25,000	12/02/2021	12/14/2031
23386#-AS-1	DAIRY FARMERS OF AMERICA INC 4.75 01/03/2028				2.B FE	4,600,000	99.1275	4,559,863	4,600,000	4,600,009		36			4.750	4.806	JJ	105,608	327,750	01/03/2019	01/03/2028
235825-AF-3	DANA INC 5.375 11/15/2027			1	3.C FE	399,336	99.3470	397,388	400,000	385,520	19,582	(653)			5.375	5.764	MN	2,747	21,500	11/22/2022	11/15/2027
237266-AH-4	DARLING INGREDIENTS INC 5.25 04/15/2027			1	3.A FE	57,704	98.4760	54,162	55,000	54,162	1,123	(608)			5.250	4.540	AO	610	2,888	07/17/2019	04/15/2027
237266-AJ-0	DARLING INGREDIENTS INC 6 06/15/2030			1	3.A FE	465,980	99.9420	461,732	462,000	461,732	9,752	(817)			6.000	5.945	JD	1,232	27,720	08/15/2022	06/15/2030
23852P-A@-4	The Davey Tree Expert Company 3.99 9/21/2028				2.B	7,880,000	96.3597	7,593,142	7,880,000	7,879,068		(113)			3.990	4.030	MS	87,337	314,412	09/21/2018	09/21/2028
23918K-AS-7	Private																				
23918K-AS-7	DAVITA INC 4.625 06/01/2030				4.A FE	394,750	87.4290	380,316	435,000	371,097	20,655	3,885			4.625	6.414	JD	1,677	20,119	12/06/2022	06/01/2030
23918K-AT-5	DAVITA INC 3.75 02/15/2031				4.A FE	929,176	82.0910	860,314	1,048,000	840,709	51,859	10,642			3.750	5.626	FA	14,847	39,300	12/06/2022	02/15/2031
24618#-AU-4	Private																				
24703T-AG-1	DELL INT LLC / EMC CORP 5.3 10/01/2029			1	2.B FE	1,195,068	102.8750	1,059,613	1,030,000	1,132,846		(16,818)			3.650	3.683	JD	22,813	547,500	12/15/2016	12/15/2031
25156P-BA-0	DEUTSCHE TELEKOM INT FIN 3.6 01/19/2027	D		1	2.A FE	5,803,736	97.0160	5,637,600	5,811,000	5,810,418		228			3.600	3.648	JJ	93,557	209,196	01/09/2017	01/19/2027
25259K-AA-8	OLYMPUS WTR US HLDG CORP 9.75 11/15/2028			1	4.C FE	689,750	106.2640	733,222	690,000	690,840		1,090			9.750	10.004	AO	16,819	21,117	09/21/2023	11/15/2028
25260W-AD-3	DIAMOND FRGN/DIAMOND FIN 8.5 10/01/2030	D		1	4.C FE	198,016	101.4640	200,899	198,000	198,341		325			8.500	8.677	AO	4,628		09/19/2023	10/01/2030
25389J-AT-3	DIGITAL REALTY TRUST LP 4.45 07/15/2028			1	2.B FE	2,236,153	97.6180	1,932,836	1,980,000	2,155,667		(38,642)			4.450	2.346	JJ	40,629	88,110	11/23/2021	07/15/2028
25461L-AA-0	DIRECTV FIN LLC/COINC 5.875 08/15/2027			1	3.B FE	1,517,074	93.2630	1,420,395	1,523,000	1,418,727	51,749	375			5.875	6.149	FA	33,802	89,476	12/06/2022	08/15/2027
254687-FW-1	WALT DISNEY COMPANY/THE 2.2 01/13/2028			1	1.G FE	1,137,603	92.6040	1,176,071	1,270,000	1,163,458		23,551			2.200	4.550	JJ	13,039	27,940	11/23/2022	01/13/2028
254687-FX-9	WALT DISNEY COMPANY/THE 2.65 01/13/2031			1	1.G FE	668,545	89.0220	595,557	669,000	668,715		28			2.650	2.674	JJ	8,273	17,729	05/11/2020	01/13/2031
254709-AS-7	DISCOVER FINANCIAL SVS 6.7 11/29/2032	2		1	2.B FE	1,989,240	104.4340	2,088,680	2,000,000	1,992,281		212			6.700	6.889	MN	11,911	134,000	11/21/2022	11/29/2032
25470D-AR-0	DISCOVERY COMMUNICATIONS 3.95 03/20/2028			1	2.C FE	812,924	95.2520	742,966	780,000	797,114		(3,985)			3.950	3.394	MS	8,644	30,810	11/07/2019	03/20/2028
25470D-BJ-7	DISCOVERY COMMUNICATIONS 3.625 05/15/2030			1	2.C FE	544,000	90.7520	493,691	544,000	544,328		(55)			3.625	3.658	MN	2,520	19,720	05/07/2020	05/15/2030
25470M-AG-4	DISH NETWORK CORP 11.75 11/15/2027			1	4.B FE	2,679,369	104.2390	2,780,054	2,667,000	2,675,438		(5,767)			11.750	11.929	MN	40,042	246,045	11/03/2023	11/15/2027
25470X-AW-5	DISH DBS CORP 5.875 11/15/2024			1	5.B FE	942,150	94.2170	913,905	970,000	909,792	1,201	13,892			5.875	8.288	MN	7,282	56,988	04/17/2023	11/15/2024
25470X-AY-1	DISH DBS CORP 7.75 07/01/2026			1	5.B FE	397,913	69.8120	254,814	365,000	254,814	(33,416)	(6,329)			7.750	6.185	JJ	14,144	28,288	11/17/2022	07/01/2026
25470X-BE-4	DISH DBS CORP 5.25 12/01/2026			1	4.B FE	1,595,447	85.6870	1,381,274	1,612,000	1,381,153	12,080	3,014			5.250	5.693	JJ	7,053	84,551	11/15/2023	12/01/2026
25470X-BF-1	DISH DBS CORP 5.75 12/01/2028			1	4.B FE	180,892	79.8350	149,291	187,000	149,291		720			5.750	6.604	JD	896	10,753	11/17/2022	12/01/2028
256677-AG-0	DOLLAR GENERAL CORP 3.5 04/03/2030			1	2.B FE	904,583	92.1570	732,648	795,000	866,076		(11,072)			3.500	1.958	AO	6,802	27,825	06/10/2020	04/03/2030
256677-AP-0	DOLLAR GENERAL CORP 5.45 07/05/2033			1	2.B FE	998,400	101.6630	1,016,630	1,000,000	998,655		255			5.450	5.544	JJ	30,883		06/05/2023	07/05/2033
25746U-CY-3	DOMINION ENERGY INC 4.25 06/01/2028			1	2.B FE	725,071	98.1330	691,838	705,000	715,103		(2,208)			4.250	3.916	JD	2,497	29,963	03/11/2019	06/01/2028
26078J-AD-2	DUPONT DE NEMOURS INC 4.725 11/15/2028			1	2.A FE	981,057	101.3730	876,876	865,000	934,755		(14,172)			4.725	2.945	MN	5,222	40,871	05/19/2022	11/15/2028
26154D-AA-8	DREAM FINDERS HOMES INC 8.25 08/15/2028			1	3.C FE	93,000	105.5710	98,181	93,000	93,228		228			8.250	8.419	FA	2,749		08/08/2023	08/15/2028
263534-CN-7	EIDP INC 1.7 07/15/2025			1	1.G FE	411,629	94.9270	391,099	412,000	411,880		64			1.700	1.725	JJ	3,230	7,004	05/13/2020	07/15/2025
26441C-AN-5	DUKE ENERGY CORP 3.75 04/15/2024			1	2.B FE	1,129,991	99.4440	1,103,828	1,110,000	1,109,965		(4,308)			3.750	3.395	AO	8,788	41,625	02/12/2019	04/15/2024
26442U-AH-7	DUKE ENERGY PROGRESS LLC 3.45 03/15/2029			1	1.F FE	1,304,603	95.2020	1,247,146	1,310,000	1,307,004		484			3.450	3.530	MS	13,307	45,195	03/04/2019	03/15/2029
26444H-AJ-0	DUKE ENERGY FLORIDA LLC 1.75 06/15/2030			1	1.F FE	699,041	83.5300	699,041	700,000	699,371		76			1.750	1.772	JD	544	12,250	06/08/2020	06/15/2030
26483E-AL-4	DUN & BRADSTREET CORP 5 12/15/2029			1	4.C FE	494,445	93.3210	516,998	554,000	496,975		2,530			5.000	7.271	JD	1,231	13,850	08/28/2023	12/15/2029
267475-AD-3	DYCOM INDUSTRIES INC 4.5 04/15/2029			1	3.C FE	651,308	92.6150	620,521	670,000	615,659	24,884	2,014			4.500	5.150	AO	6,365	30,150	01/19/2023	04/15/2029
26860#-AA-8	EIF Pio Pico, LLC 4.17 12/31/41 Private			1	1.G PL	8,693,883	90.5041	7,868,324	8,693,883	8,688,251		(777)			4.170	4.174	JD	187,351	369,065	01/23/2015	12/31/2041
26884A-BD-4	ERP OPERATING LP 3.375 06/01/2025			1	1.G FE	2,301,273	97.8430	2,264,087	2,314,000	2,311,535		1,331			3.375	3.440	JD	6,508	78,098	05/11/2015	06/01/2025
26884A-BJ-1	ERP OPERATING LP 3.5 03/01/2028			1	1.G FE	683,881	95.6010	658,691	689,000	686,745		471			3.500	3.620	MS	8,038	24,115	02/02/2018	03/01/2028
26884A-BM-4	ERP OPERATING LP 2.5 02/15/2030			1	1.G FE	3,459,837	88.2410	3,107,848	3,522,000	3,482,993		5,733			2.500	2.714	FA	33,263	88,050	09/25/2019	02/15/2030

ANNUAL STATEMENT FOR THE YEAR 2023 OF THE ZURICH AMERICAN INSURANCE COMPANY

SCHEDULE D - PART 1

Showing All Long-Term BONDS Owned December 31 of Current Year

1	2	Codes			6	7	Fair Value		10	11	Change in Book/Adjusted Carrying Value				Interest					Dates	
		3	4	5			8	9			12	13	14	15	16	17	18	19	20	21	22
CUSIP Identification	Description	C o d e	F o r e i g n	B o n d C h a r	NAIC Designation, NAIC Designation Modifier and SVO Administrative Symbol	Actual Cost	Rate Used to Obtain Fair Value	Fair Value	Par Value	Book/ Adjusted Carrying Value	Unrealized Valuation Increase/ (Decrease)	Current Year's (Amortization)/ Accretion	Current Year's Other-Than-Temporary Impairment Recognized	Total Foreign Exchange Change in Book/ Adjusted Carrying Value	Rate of	Effective Rate of	When Paid	Admitted Amount Due and Accrued	Amount Received During Year	Acquired	Stated Contractual Maturity Date
26884L-AM-1	EQT CORP 3.125 05/15/2026			1	2.C FE	264,457	.94	8920	266,000	264,727		398			3.125	3.362	MN		8,313	11/22/2022	05/15/2026
26885B-AB-6	EOM MIDSTREAM PARTNERS L 4.125 12/01/2026			1	3.C FE	268,978	.96	1910	284,000	269,511	14,871	2,168			4.125	5.190	JD	976	11,715	01/20/2022	12/01/2026
26885B-AC-4	EOM MIDSTREAM PARTNERS L 5.5 07/15/2028			1	3.C FE	28,716	.99	4530	28,000	27,512	2,587	(87)			5.500	5.241	JJ	710	1,540	11/17/2022	07/15/2028
26885B-AF-7	EOM MIDSTREAM PARTNERS L 6.07/01/2025			1	3.C FE	96,625	1.00	1190	96,000	96,010	2,912	(158)			6.000	5.915	JJ	2,880	5,760	03/22/2021	07/01/2025
26885B-AH-3	EOM MIDSTREAM PARTNERS L 6.5 07/01/2027			1	3.C FE	490,574	1.02	0670	456,000	461,627	31,582	(5,914)			6.500	5.166	JJ	14,820	29,640	12/06/2022	07/01/2027
26885B-AK-6	EOM MIDSTREAM PARTNERS L 4.5 01/15/2029			1	3.C FE	654,783	.94	6140	674,000	630,220	57,394	2,616			4.500	5.142	JJ	13,986	30,330	12/06/2022	01/15/2029
26885B-AL-4	EOM MIDSTREAM PARTNERS L 4.75 01/15/2031			1	3.C FE	283,950	.93	3780	289,000	288,095	29,485	466			4.750	5.086	JJ	6,330	13,728	12/06/2022	01/15/2031
26885B-AM-2	EOM MIDSTREAM PARTNERS L 7.5 06/01/2027			1	3.C FE	185,164	1.03	2190	185,000	185,204	4,061	(97)			7.500	7.616	JD	1,156	13,875	12/06/2022	06/01/2027
26885B-AN-0	EOM MIDSTREAM PARTNERS L 7.5 06/01/2030			1	3.C FE	219,074	1.07	8140	219,000	219,227	8,161	(48)			7.500	7.630	JD	1,369	16,425	11/22/2022	06/01/2030
27034R-AA-1	PERMIAN RESOURC OPTG LLC 8.04/15/2027			1	3.C FE	307,460	1.03	7270	310,000	308,090	12,715	421			8.000	8.399	AO	5,236	24,800	10/24/2022	04/15/2027
27034R-AC-7	PERMIAN RESOURC OPTG LL 9.875 07/15/2031			1	3.C FE	615,606	1.11	1050	586,000	615,340	(485)	220			9.875	9.184	JJ	29,185		12/29/2022	07/15/2031
278865-BE-9	ECOLAB INC 4.8 03/24/2030			1	1.G FE	927,280	1.02	7610	800,000	898,845		(15,119)			4.800	2.629	MS	10,347	38,400	02/08/2022	03/24/2030
278865-BM-1	ECOLAB INC 2.125 02/01/2032			1	1.G FE	3,998,480	.84	8730	4,000,000	4,000,225		(85)			2.125	2.140	FA	35,417	85,000	12/06/2021	02/01/2032
27965F-AU-6	Edens Investment Trust 3.65 07/23/2029 Private				2.B PL	7,890,000	.89	3209	7,890,000	7,889,877		1			3.650	3.683	JJ	125,593	287,985	07/23/2019	07/23/2029
280350-AA-0	EDGEWELL PERSONAL CARE 5.5 06/01/2028			1	3.C FE	849,693	.97	7940	825,000	801,501	37,320	(8,176)			5.500	5.148	JD	3,781	45,375	12/06/2022	06/01/2028
280350-AB-8	EDGEWELL PERSONAL CARE 4.125 04/01/2029			1	3.C FE	91,890	.91	2520	93,000	84,791	4,927	124			4.125	4.402	AO	959	3,836	11/22/2022	04/01/2029
28228P-AC-5	EG GLOBAL FINANCE PLC 12 11/30/2028			D	4.C FE	239,000	1.06	4500	239,000	239,682		682			12.000	12.355	MN	3,187		11/10/2023	11/30/2028
28414H-AG-8	ELANCO ANIMAL HEALTH INC 6.65 08/28/2028			1	4.A FE	437,836	1.03	7750	438,000	424,327	17,159	(74)			6.650	6.636	FA	9,952	24,420	03/22/2023	08/28/2028
28415L-AA-1	ELASTIC NV 4.125 07/15/2029			D	4.A FE	404,378	.92	0020	404,000	371,688	45,686	(123)			4.125	4.152	JJ	7,638	16,665	07/01/2021	07/15/2029
28470R-AH-5	CAESARS ENTERTAIN INC 6.25 07/01/2025			1	4.A FE	2,393,780	.99	9600	2,336,065	2,324,076	56,167	(11,904)			6.250	5.837	JJ	73,031	131,438	10/27/2023	07/01/2025
28470R-AB-8	CAESARS ENTERTAIN INC 8.125 07/01/2027			1	4.C FE	63,788	1.02	4700	63,000	63,711	102,470	(77)			8.125	7.868	JJ	2,559		11/03/2023	07/01/2027
285512-AE-9	ELECTRONIC ARTS INC 1.85 02/15/2031			1	2.A FE	556,706	.83	3410	725,000	576,743		16,664			1.850	5.406	FA	5,067	13,413	10/14/2022	02/15/2031
28618M-AA-4	ELEMENT SOLUTIONS INC 3.875 09/01/2028			1	4.A FE	1,814,571	.92	2340	1,884,000	1,718,578	102,470	9,104			3.875	4.863	MS	24,335	73,005	11/23/2022	09/01/2028
28622H-AB-7	ELEVANCE HEALTH INC 4.75 02/15/2033			1	2.B FE	1,287,949	.99	9110	1,288,852	1,289,124		1,175			4.750	4.826	FA	23,148	31,829	01/30/2022	02/15/2033
29082H-AD-4	EMBRAER NETHERLANDS FINA 7.07/28/2030			D	3.A FE	351,593	1.04	4850	354,000	351,870		277			7.000	7.249	JJ	10,463		07/25/2023	07/28/2030
29089Q-AC-9	EMERGENT BIOSOLUTIONS 3.875 08/15/2028			1	5.C FE	241,519	.39	5520	268,000	105,999	(29,614)	3,249			3.875	6.032	FA	3,923	10,385	05/18/2022	08/15/2028
291011-BP-8	EMERSON ELECTRIC CO 0.875 10/15/2026			1	1.F FE	1,311,213	.90	6170	1,315,000	1,313,275		595			0.875	0.926	AO	2,429	11,506	09/17/2020	10/15/2026
29103C-AA-6	EMERALD DEBT MERGER 6.625 12/15/2030			2	3.C FE	2,794,020	1.02	3830	2,799,000	2,799,619		5,599			6.625	6.763	JD	8,242	106,109	08/25/2023	12/15/2030
292102-AH-7	Empire State Realty Trust 4.18 03/27/30 Private				2.A PL	11,550,000	.92	7430	10,711,819	11,551,242		(15)			4.180	4.180	MJSD	4,023	482,790	03/27/2015	03/27/2030
29246Q-AA-1	IMPRESA DE TRANSPORTE ME 5.01/25/2047 InfraDebt			D	1.G FE	7,873,177	.86	3200	8,030,000	7,897,974		2,909			5.000	5.194	JJ	172,868	401,500	01/19/2017	01/25/2047
29250N-BR-5	ENBRIDGE INC 5.7 03/08/2033			A	2.A FE	1,197,582	1.03	7220	1,223,920	1,196,593		(989)			5.700	5.574	MS	21,112	33,630	06/08/2023	03/08/2033
29254B-AA-5	ENCINO ACQUISITION PARTN 8.5 05/01/2028			1	4.B FE	479,813	.98	7900	498,998	478,575		1,629			8.500	9.566	MN	7,027	38,973	06/15/2023	05/01/2028
29261A-AA-8	ENCOMPASS HEALTH CORP 4.5 02/01/2028			1	4.A FE	787,344	.95	8920	787,000	747,266	35,828	(2,849)			4.500	4.704	FA	14,756	35,415	12/06/2022	02/01/2028
29261A-AB-6	ENCOMPASS HEALTH CORP 4.75 02/01/2030			1	4.A FE	976,276	.94	0910	1,008,000	928,255	43,125	1,666			4.750	5.479	FA	19,950	47,880	12/06/2022	02/01/2030
29261A-AE-0	ENCOMPASS HEALTH CORP 4.625 04/01/2031			1	4.A FE	398,929	.91	4220	347,000	314,292	11,815	(752)			4.625	5.156	AO	4,012	12,534	06/06/2023	04/01/2031
29269R-AA-3	ENERFLEX LTD 9 10/15/2027			A	3.C FE	238,478	.96	8850	263,000	243,467		3,906			9.000	11.800	AO	4,997	23,867	10/06/2022	10/15/2027
29272H-AC-3	ENERGIZER HOLDINGS INC 4.75 06/15/2028			1	4.B FE	846,358	.93	0290	881,000	799,036	38,056	3,439			4.750	5.859	JD	1,860	41,848	11/17/2022	06/15/2028
29272H-AD-1	ENERGIZER HOLDINGS INC 4.375 03/31/2029			1	4.B FE	487,047	.89	8620	458,296	454,229	18,298	2,875			4.375	5.341	MS	5,640	22,313	12/06/2022	03/31/2029
29272H-AF-6	ENERGIZER HOLDINGS INC 6.5 12/31/2027			1	4.B FE	108,000	1.00	1180	108,000	108,140		111			6.500	6.608	JD	3,510	3,510	03/03/2022	12/31/2027
29273R-BD-0	ENERGY TRANSFER LP 4.05 03/15/2025			1	2.C FE	1,596,690	.98	4330	1,598,000	1,597,308		53			4.050	4.060	MS	19,056	64,719	03/05/2015	03/15/2025
29273R-BK-4	ENERGY TRANSFER LP 4.2 04/15/2027			1	2.C FE	1,747,778	.97	1980	1,530,869	1,674,602		(31,477)			4.200	2.135	AO	13,965	66,150	08/24/2021	04/15/2027
29273V-AQ-3	ENERGY TRANSFER LP 5.75 02/15/2033			1	2.C FE	369,597	.90	0640	370,000	370,085		36			5.750	5.844	FA	8,037	14,242	12/05/2022	02/15/2033
29273V-AU-4	ENERGY TRANSFER LP 6.55 12/01/2033			1	2.C FE	84,903	1.08	2520	85,000	84,920		16			6.550	6.674	JD	464	742	10/10/2023	12/01/2033
29278*-AA-2	ENERGY CENTER MINNEAPOLIS LLC 3.55 10/31/2031 Private				2.A Z	8,250,000	.91	9381	8,250,000	8,250,209		1,888			3.550	3.557	MJSD	7,322	292,875	10/31/2016	10/31/2031

E10.43

ANNUAL STATEMENT FOR THE YEAR 2023 OF THE ZURICH AMERICAN INSURANCE COMPANY

SCHEDULE D - PART 1

Showing All Long-Term BONDS Owned December 31 of Current Year

1	2	Codes			6	7	Fair Value		10	11	Change in Book/Adjusted Carrying Value				Interest					Dates	
		3	4	5			8	9			12	13	14	15	16	17	18	19	20	21	22
CUSIP Identification	Description	C o d e	F o r e i g n	B o n d C h a r	NAIC Designation, NAIC Designation Modifier and SVO Administrative Symbol	Actual Cost	Rate Used to Obtain Fair Value	Fair Value	Par Value	Book/ Adjusted Carrying Value	Unrealized Valuation Increase/ (Decrease)	Current Year's (Amortization)/ Accretion	Current Year's Other-Than-Temporary Impairment Recognized	Total Foreign Exchange Change in Book/ Adjusted Carrying Value	Rate of	Effective Rate of	When Paid	Admitted Amount Due and Accrued	Amount Received During Year	Acquired	Stated Contractual Maturity Date
29278G-AM-0	ENEL FINANCE INTL NV 1.375 07/12/2026	D	1		2.A FE	995,100	.911440	911,440	1,000,000	997,555		924			1.375	1.482	JJ	6,417	13,750	07/07/2021	07/12/2026
29336T-AA-8	ENLINK MIDSTREAM LLC 5.375 06/01/2029	1			3.A FE	87,431	.978340	96,856	99,000	89,447		1,376			5.375	7.719	JD	443	5,321	07/06/2022	06/01/2029
29336T-AC-4	ENLINK MIDSTREAM LLC 5.625 01/15/2028	1			3.A FE	258,285	.985960	269,167	273,000	258,285	12,744	(37)	14,842		5.625	7.308	JJ	7,081	15,356	07/25/2022	01/15/2028
29336T-AD-2	ENLINK MIDSTREAM LLC 6.5 09/01/2030	1			3.A FE	260,389	102.0610	266,379	261,000	260,686	2,273	(22)			6.500	6.643	MS	5,655	14,561	03/30/2023	09/01/2030
29336U-AC-1	ENLINK MIDSTREAM PARTNER 5.6 04/01/2044	1			3.A FE	254,021	.881230	270,538	307,000	254,021	18,290	698	16,680		5.600	7.365	AO	4,298	17,192	03/11/2022	04/01/2044
29336U-AE-7	ENLINK MIDSTREAM PARTNER 4.15 06/01/2025	1			3.A FE	163,351	.979070	168,400	172,000	168,302	2,777	1,716			4.150	5.341	JD	595	7,138	11/22/2022	06/01/2025
29336U-AF-4	ENLINK MIDSTREAM PARTNER 4.85 07/15/2026	1			3.A FE	29,222	.984300	30,513	31,000	29,222	1,512	38	1,631		4.850	7.493	JJ	693	1,504	01/14/2021	07/15/2026
29355X-AG-2	ENPRO INC 5.75 10/15/2026	1			4.B FE	676,466	100.0300	670,201	670,000	667,081	13,024	(1,656)			5.750	5.755	AO	8,133	32,488	04/19/2023	10/15/2026
29362U-AC-8	ENTEGRIS INC 4.375 04/15/2028	1			3.B FE	766,990	.951710	753,638	753,000	712,513	53,246	(5,782)	6,955		4.375	4.217	AO	6,955	32,944	11/22/2022	04/15/2028
29362U-AD-6	ENTEGRIS INC 3.625 05/01/2029	1			3.B FE	293,652	.902780	284,376	315,000	282,757	26,728	2,671			3.625	4.874	MN	1,903	11,419	11/22/2022	05/01/2029
29364U-AV-2	ENTERGY ARKANSAS LLC 4 06/01/2028	1			1.F FE	1,377,352	.972200	1,312,470	1,350,000	1,368,292		(4,213)			4.000	3.707	JD	4,500	54,000	09/30/2021	06/01/2028
29365B-AA-1	ENTEGRIS INC 4.75 04/15/2029	1			2.C FE	1,243,625	.963150	1,242,464	1,290,000	1,250,507		4,791			4.750	5.517	AO	12,936	55,029	06/30/2023	04/15/2029
29365B-AB-9	ENTEGRIS INC 5.95 06/15/2030	1			3.B FE	279,171	.993620	293,118	295,000	280,832	7,030	1,650			5.950	6.992	JD	780	17,553	12/06/2022	06/15/2030
29365D-AA-7	ENTERCOM MEDIA CORP 6.5 05/01/2027	1			6. FE	8,640	1.7610	2,272	129,000	2,272	98,177	(2)	120,391		6.500	606.612	MN	1,398	4,193	04/23/2019	05/01/2027
29365D-AB-5	ENTERCOM MEDIA CORP 6.75 03/31/2029	1			6. FE	9,682	1.1390	1,503	132,000	1,503	100,654	(16)	122,488		6.750	858.063	MS	2,252	4,455	03/11/2021	03/31/2029
29379V-BB-8	ENTERPRISE PRODUCTS OPER 3.9 02/15/2024	1			1.G FE	664,741	.997600	664,402	666,000	665,915		123			3.900	3.923	FA	9,812	25,974	02/05/2014	02/15/2024
29379V-BV-4	ENTERPRISE PRODUCTS OPE 3.125 07/31/2029	1			1.G FE	1,307,411	.933690	1,221,267	1,308,000	1,321,685		241			3.125	3.151	JJ	17,145	40,875	06/24/2019	07/31/2029
29379V-BX-0	ENTERPRISE PRODUCTS OPER 2.8 01/31/2030	1			1.G FE	287,325	.905370	242,639	268,000	281,900		(1,891)			2.800	1.971	JJ	3,148	7,504	07/30/2020	01/31/2030
29444U-BL-9	EQUINIX INC 1.55 03/15/2028	1			2.B FE	416,621	.878060	366,151	417,000	416,903		17			1.550	1.569	MS	1,903	6,464	09/23/2020	03/15/2028
29444U-BR-6	EQUINIX INC 2 05/15/2028	1			2.B FE	821,395	.891560	735,537	825,000	822,976		372			2.000	2.078	MN	2,108	16,500	05/04/2021	05/15/2028
29444U-BU-9	EQUINIX INC 3.9 04/15/2032	1			2.B FE	746,055	.927830	695,873	750,000	746,875		305			3.900	4.003	AO	6,175	29,250	03/31/2022	04/15/2032
29449W-7M-3	EQUITABLE FINANCIAL LIFE 1.3 07/12/2026	1			1.E FE	249,518	.901930	225,483	250,000	249,761		85			1.300	1.344	JJ	1,526	3,250	07/07/2021	07/12/2026
29449W-AA-5	EQUITABLE FINANCIAL LIFE 1.4 07/07/2025	1			1.E FE	1,794,224	.942040	1,653,280	1,755,000	1,767,858		(8,412)			1.400	0.912	JJ	11,876	24,570	02/16/2021	07/07/2025
29449W-AB-3	EQUITABLE FINANCIAL LIFE 1.4 08/27/2027	1			1.E FE	3,462,947	.868730	3,015,362	3,471,000	3,466,758		1,081			1.400	1.440	FA	16,738	48,594	08/25/2020	08/27/2027
29449W-AE-7	EQUITABLE FINANCIAL LIFE 1 01/09/2026	1			1.E FE	82,460	.916030	77,863	85,000	83,730		610			1.000	1.762	JJ	406	850	11/22/2021	01/09/2026
29450Y-AA-7	EQUIPMENTSHARE.COM INC 9 05/15/2028	1			4.C FE	424,169	102.5260	456,241	445,000	426,327		2,159			9.000	10.489	MN	5,118	20,693	09/18/2023	05/15/2028
296006-AA-7	ERO COPPER CORP 6.5 02/15/2030	A	1		4.B FE	201,000	.881240	177,129	201,000	177,129	16,649	(42)	4,899		6.500	6.605	FA	4,899	13,065	01/26/2022	02/15/2030
29736R-AJ-9	ESTEE LAUDER CO INC 3.15 03/15/2027	1			1.F FE	841,217	.957000	736,890	770,000	807,328		(12,280)			3.150	1.534	MS	7,142	24,255	03/16/2021	03/15/2027
29736R-AS-9	ESTEE LAUDER CO INC 4.375 05/15/2028	1			1.F FE	129,866	.997440	129,667	130,000	129,899		33			4.375	4.446	MN	727	2,891	05/09/2023	05/15/2028
29736R-AT-7	ESTEE LAUDER CO INC 4.65 05/15/2033	1			1.F FE	499,485	.100150	500,765	500,000	499,601		116			4.650	4.716	MN	2,971	11,819	05/09/2023	05/15/2033
29977L-AA-9	SK INVICTUS INTERMEDIATE 5 10/30/2029	D	1		4.B FE	556,740	.863620	481,900	558,000	481,900	22,894	(49)			5.000	5.098	AO	4,728	27,900	01/06/2022	10/30/2029
30161N-BJ-9	EXELON CORP 5.15 03/15/2028	1			2.B FE	998,320	101.4230	1,014,230	1,000,000	999,001		681			5.150	5.254	MS	15,164	29,183	02/16/2023	03/15/2028
30225V-AL-1	EXTRA SPACE STORAGE LP 3.5 07/01/2026	1			2.B FE	931,450	.961250	793,031	825,000	870,654		(19,967)			3.500	1.106	JJ	14,438	29,700	12/04/2020	07/01/2026
30225V-AN-7	EXTRA SPACE STORAGE LP 4 06/15/2029	1			2.B FE	740,659	.951280	627,845	660,000	717,718		(10,357)			4.000	2.272	JD	1,173	27,060	10/04/2021	06/15/2029
30225V-AQ-0	EXTRA SPACE STORAGE LP 2.4 10/15/2031	1			2.B FE	470,035	.822300	394,704	480,000	471,918		935			2.400	2.657	AO	2,432	12,000	11/26/2021	10/15/2031
30231G-BK-7	EXXON MOBIL CORPORATION 3.482 03/19/2030	1			1.D FE	1,855,181	.951030	1,521,648	1,600,000	1,767,752		(26,571)			3.482	1.676	MS	15,785	55,712	11/16/2020	03/19/2030
30288*-AB-6	FLNG LIQUEFACTION 2 LLC 4.79 03/31/2038 InfraDebt				2.B FE	10,965,848	.929515	10,192,917	10,965,848	10,956,971		889			4.790	4.772	MS	132,775	525,264	01/30/2017	03/31/2038
30288*-AC-4	FLNC Liquefaction 2 LLC 4.28 06/30/2038 InfraDebt				2.B FE	1,592,813	.897174	1,429,029	1,592,813	1,592,547		(49)			4.280	4.323	JD	35,198	69,886	12/13/2017	06/30/2038
30295#-AA-5	FMR LLC CORP 2.8 04/30/2040 Private				1.E	21,299,925		17,672,391	21,299,925	21,299,925		(2,169)			2.800	2.836	MON	53,158	596,666	04/07/2020	04/30/2040
30303M-8G-0	META PLATFORMS INC 3.5 08/15/2027	1			1.E FE	119,759	.972610	116,713	120,000	119,846		32			3.500	3.573	FA	1,587	4,270	08/04/2022	08/15/2027
30303M-8M-7	META PLATFORMS INC 4.8 05/15/2030	1			1.E FE	1,327,172	102.3480	1,361,228	1,330,000	1,327,509		336			4.800	4.894	MN	8,157	34,048	05/01/2023	05/15/2030
30306V-AA-7	FLNG LIQUEFACTION 3 LLC 5.55 03/31/2039 InfraDebt				2.C FE	4,200,598	.982560	4,302,404	4,378,770	4,245,628		13,067			5.550	6.127	MS	61,431	248,654	11/20/2018	03/31/2039
303250-AF-1	FAIR ISAAC CORP 4 06/15/2028	1			3.B FE	475,908	.946210	468,374	495,000	460,219	14,230	2,846			4.000	4.893	JD	880	19,800	09/30/2022	06/15/2028
30327T-AA-7	FTAI INFRA ESC HLDGS LLC 10.5 06/01/2027				4.C FE	88,815	103.9620	96,685	93,000	89,221		406			10.500	12.324	JD	814	4,883	06/29/2023	06/01/2027
303901-BB-7	FAIRFAX FINL HLDGS LTD 4.85 04/17/2028	A	1		2.B FE	2,045,183	.985510	2,020,296	2,050,000	2,047,751		310			4.850	4.938	AO	20,437	99,425	01/24/2019	04/17/2028

E10.44

ANNUAL STATEMENT FOR THE YEAR 2023 OF THE ZURICH AMERICAN INSURANCE COMPANY

SCHEDULE D - PART 1

Showing All Long-Term BONDS Owned December 31 of Current Year

1	2	Codes			6	7	Fair Value		10	11	Change in Book/Adjusted Carrying Value				Interest					Dates	
		3	4	5			8	9			12	13	14	15	16	17	18	19	20	21	22
CUSIP Identification	Description	C o d e	F o r e i g n	B o n d C h a r	NAIC Designation, NAIC Designation Modifier and SVO Administrative Symbol	Actual Cost	Rate Used to Obtain Fair Value	Fair Value	Par Value	Book/ Adjusted Carrying Value	Unrealized Valuation Increase/ (Decrease)	Current Year's (Amortization)/ Accretion	Current Year's Other-Than-Temporary Impairment Recognized	Total Foreign Exchange Change in Book/ Adjusted Carrying Value	Rate of	Effective Rate of	When Paid	Admitted Amount Due and Accrued	Amount Received During Year	Acquired	Stated Contractual Maturity Date
311900-B*-4	FASTENAL CO 2.66 05/15/2025 Private				1.F	6,200,000	.96 8349	6,003,765	6,200,000	6,199,968		.5			2.660	2.687	JAU	32,068	164,920	05/15/2020	05/15/2025
311900-C*-1	FASTENAL CO 2.13 06/24/2026 Private				1.F	5,700,000	.93 9242	5,353,678	5,700,000	5,699,978		.2			2.130	2.147	JAU	23,608	121,410	06/24/2020	06/24/2026
313747-AZ-0	FEDERAL REALTY OP LP 3.2 06/15/2029				1	1,526,205	.90 9060	1,536,311	1,690,000	1,556,575		20,844			3.200	4.924	JD	2,404	54,080	07/07/2022	06/15/2029
313747-BC-0	FEDERAL REALTY OP LP 5.375 05/01/2028				1	1,991,800	100 8880	2,017,760	2,000,000	1,992,962		1,162			5.375	5.542	MN	17,917	59,424	04/10/2023	05/01/2028
31428X-BP-0	FEDEX CORP 3.4 02/15/2028				1	1,175,703	.95 9360	1,130,126	1,178,000	1,176,871		215			3.400	3.452	FA	15,131	40,052	01/29/2018	02/15/2028
31428X-BZ-8	FEDEX CORP 4.25 05/15/2030				1	1,013,376	.97 6170	849,268	870,000	975,644		(16,002)			4.250	2.184	MN	4,725	36,975	08/11/2021	05/15/2030
31428X-CD-6	FEDEX CORP 2.4 05/15/2031				1	1,225,953	.85 9010	1,056,582	1,230,000	1,227,323		225			2.400	2.452	MN	3,772	29,520	04/20/2021	05/15/2031
31556T-AA-7	FERTITTA ENTERTAINMENT 4.625 01/15/2029				1	335,446	.90 8890	333,563	367,000	332,097		17,196			4.625	6.413	JJ	7,827	16,974	11/18/2022	01/15/2029
31620M-BR-6	FIDELITY NATL INFO SERV 1.15 03/01/2026				1	770,030	.92 3350	789,464	855,000	805,612		21,335			1.150	3.994	MS	3,278	9,833	04/21/2022	03/01/2026
316773-CY-4	FIFTH THIRD BANCORP 2.375 01/28/2025				1	3,698,964	.96 7500	3,579,750	3,700,000	3,699,367		(97)			2.375	2.395	JJ	37,347	87,875	10/23/2019	01/28/2025
316773-DK-3	FIFTH THIRD BANCORP VAR 07/27/2029				1,5	2,080,000	104 0330	2,163,886	2,080,000	2,080,498		498			6.339	6.439	JJ	56,403		07/24/2023	07/27/2029
316770-BM-0	FIFTH THIRD BANK 3.95 07/28/2025				2	2,470,000	.97 8720	2,417,438	2,470,000	2,469,460		170			3.950	3.989	JJ	41,465	97,565	07/23/2018	07/28/2025
335934-AU-9	FIRST QUANTUM MINERALS 8.625 06/01/2031				A	301,000	.84 6140	254,688	301,000	254,688		(47,037)			8.625	8.812	JD	2,091	13,053	05/17/2023	06/01/2031
337120-AA-7	FRST STU BID/FRST TRANS 4 07/31/2029				1	542,101	.86 9500	511,266	588,000	506,232		11,106			4.000	5.550	JJ	9,865	23,520	11/22/2022	07/31/2029
337738-AU-2	FISERV INC 3.5 07/01/2029				1	2,429,014	.94 0230	2,160,649	2,298,000	2,388,355		(16,032)			3.500	2.741	JJ	40,215	80,430	05/13/2021	07/01/2029
33830G-AA-9	FIVE CORNERS FND TR III 5.791 02/15/2033				1	190,000	106 1650	201,714	190,000	190,144		144			5.791	5.875	FA	4,157	4,798	03/01/2023	02/15/2033
341081-FZ-5	FLORIDA POWER & LIGHT CO 2.85 04/01/2025 Football Club TN Trust 19-X 3.33 10/05/2031				1	107,890	.97 6280	105,438	108,000	107,955		15			2.850	2.892	AO	770	3,078	03/24/2020	04/01/2025
34489E-AC-1	Private Football Club TN Trust 19-X 3.48 10/05/2034				1	5,700,000	.91 6677	5,225,059	5,700,000	5,700,272		(167)			3.330	3.354	OCT	45,871	192,446	10/08/2019	10/05/2034
34489E-AD-9	Private NATIONAL FOOTBALL LEAGUE TRUST VIII 3.07 10/05/2024				1	9,690,000	.87 3791	8,467,033	9,690,000	9,691,025		(181)			3.480	3.507	OCT	81,493	341,896	10/08/2019	10/05/2034
34502*-AA-0	NATIONAL FOOTBALL LEAGUE TRUST VIII 3.07 10/05/2024				1	2,700,000	.98 1887	2,651,095	2,700,000	2,699,387		(116)			3.070	3.092	OCT	20,032	84,041	08/29/2017	10/05/2024
34502*-AB-8	10/05/2027 Private				1	2,100,000	.96 1998	2,020,195	2,100,000	2,099,882		(29)			3.310	3.339	OCT	16,798	70,475	08/29/2017	10/05/2027
345370-DA-5	FORD MOTOR COMPANY 3.25 02/12/2032				1	38,095	.82 8420	31,482	38,000	31,482		3,659			3.250	3.247	FA	477	1,235	11/08/2021	02/12/2032
345370-DB-3	FORD MOTOR COMPANY 6.1 08/19/2032				1	168,844	100 6420	174,111	173,000	168,956		103			6.100	6.560	FA	3,869	6,497	08/09/2023	08/19/2032
345397-AA-5	FORD MOTOR CREDIT CO LL 4.271 01/09/2027				1	1,959,780	.95 9960	1,924,720	2,005,000	1,977,340		152,588			4.271	4.842	JJ	40,914	85,634	11/17/2022	01/09/2027
345397-C5-0	FORD MOTOR CREDIT CO LLC FLT 03/06/2026				1	199,750	102 4730	204,946	200,000	199,867		117			8.298	7.521	MJSD	1,152	14,769	01/09/2023	03/06/2026
345397-C6-8	FORD MOTOR CREDIT CO LLC 7.35 03/06/2030				1	313,140	107 1370	328,911	307,000	312,660		(480)			7.350	7.090	MS	7,208	11,282	06/12/2023	03/06/2030
345397-D4-2	FORD MOTOR CREDIT CO LLC 7.2 06/10/2030				1	282,750	106 4050	300,062	282,000	282,751		1			7.200	7.278	JD	1,184	10,265	06/06/2023	06/10/2030
345397-ZJ-5	FORD MOTOR CREDIT CO LL 4.687 06/09/2025				2	687,987	.98 1280	628,019	640,000	656,038		65,954			4.687	2.755	JD	1,833	29,997	05/04/2021	06/09/2025
34965K-AA-5	FORTREA HOLDINGS INC 7.5 07/01/2030				1	157,000	102 8180	161,424	157,000	157,399		399			7.500	7.639	JJ	6,018		06/12/2023	07/01/2030
354613-AL-5	FRANKLIN RESOURCES INC 1.6 10/30/2030				1	1,955,020	.81 5100	1,630,200	2,000,000	1,966,784		4,525			1.600	1.875	AO	5,422	32,000	08/05/2021	10/30/2030
35877*-AA-0	FRISCO HQ OPERATIONS LLC 4.13 12/15/2037 PRIVATE				1	2,097,880	.88 3337	1,853,135	2,097,880	2,098,088		(42)			4.130	4.171	JD	3,851	86,642	08/22/2017	12/15/2037
35906A-BE-7	FRONTIER COMMUNICATIONS 5.875 10/15/2027				1	239,757	.96 5200	225,857	234,000	224,804		8,974			5.875	5.656	AO	2,902	11,985	11/03/2023	10/15/2027
35906A-BF-4	FRONTIER COMMUNICATIONS 5 05/01/2028				1	1,479,805	.92 3950	1,416,415	1,533,000	1,406,814		60,772			5.000	5.957	MN	12,775	74,850	07/11/2023	05/01/2028
35909M-AD-2	FRONTIER COMMUNICATIONS 8.75 05/15/2030				1	822,591	102 9350	837,891	814,000	817,836		2,820			8.750	8.765	MN	9,101	61,163	06/23/2023	05/15/2030
361448-BG-7	GATX CORP 1.9 06/01/2031				1	3,969,920	.79 6040	3,184,160	4,000,000	3,977,772		2,696			1.900	1.990	JD	6,333	76,000	02/01/2021	06/01/2031
361448-BK-8	GATX CORP 4.9 03/15/2033				1	1,980,980	.97 8670	1,957,340	2,000,000	1,983,127		1,467			4.900	5.079	MS	28,856	107,528	08/08/2022	03/15/2033
361448-BL-6	GATX CORP 5.45 09/15/2033				1	2,994,570	100 4470	3,013,410	3,000,000	2,994,776		206			5.450	5.549	MS	48,142	59,950	05/01/2023	09/15/2033
36166T-AB-6	GCI LLC 4.75 10/15/2028				1	827,357	.92 2640	798,084	865,000	790,056		49,939			4.750	5.889	AO	8,674	41,988	11/29/2022	10/15/2028
36168Q-AF-1	GFL ENVIRONMENTAL INC 5.125 12/15/2026				A	201,965	.98 5670	191,220	194,000	190,708		7,459			5.125	4.395	JD	442	9,943	06/30/2022	12/15/2026
36168Q-AJ-3	GFL ENVIRONMENTAL INC 4.25 06/01/2025				A	11,616	.98 4850	11,818	12,000	11,742		125			4.250	5.921	JD	43	510	03/30/2023	06/01/2025
36168Q-AK-0	GFL ENVIRONMENTAL INC 3.75 08/01/2025				A	260,060	.97 5970	260,584	267,000	259,019		4,676			3.750	4.971	FA	4,172	8,194	03/28/2023	08/01/2025
36168Q-AL-8	GFL ENVIRONMENTAL INC 4 08/01/2028				A	691,066	.92 2740	736,347	798,000	704,421		3,837			4.000	6.990	FA	13,300	31,920	12/06/2022	08/01/2028

E10.45

ANNUAL STATEMENT FOR THE YEAR 2023 OF THE ZURICH AMERICAN INSURANCE COMPANY

SCHEDULE D - PART 1

Showing All Long-Term BONDS Owned December 31 of Current Year

1	2	Codes			6	7	Fair Value		10	11	Change in Book/Adjusted Carrying Value				Interest					Dates	
		3	4	5			8	9			12	13	14	15	16	17	18	19	20	21	22
CUSIP Identification	Description	C o d e	F o r e i g n	B o n d C h a r	NAIC Designation, NAIC Designation Modifier and SVO Administrative Symbol	Actual Cost	Rate Used to Obtain Fair Value	Fair Value	Par Value	Book/ Adjusted Carrying Value	Unrealized Valuation Increase/ (Decrease)	Current Year's (Amortization)/ Accretion	Current Year's Other-Than-Temporary Impairment Recognized	Total Foreign Exchange Change in Book/ Adjusted Carrying Value	Rate of	Effective Rate of	When Paid	Admitted Amount Due and Accrued	Amount Received During Year	Acquired	Stated Contractual Maturity Date
361680-AM-6	GFL ENVIRONMENTAL INC 3.5 09/01/2028	A	1		3.C FE	386,127	.91	377,192	410,000	374,402	10,751	3,171		3,500	4.685	MS		4,783	13,510	03/27/2023	09/01/2028
361680-AN-4	GFL ENVIRONMENTAL INC 4.75 06/15/2029	A	1		4.C FE	834,162	.94	844,785	896,000	819,660	32,930	7,469		4,750	6.169	JD		4,560	42,560	12/06/2022	06/15/2029
361680-AP-9	GFL ENVIRONMENTAL INC 4.375 08/15/2029	A	1		4.C FE	436,791	.92	425,286	461,000	418,609	23,613	2,766		4,375	5.397	FA		20,169	20,169	11/22/2022	08/15/2029
361680-AQ-7	GFL ENVIRONMENTAL INC 6.75 01/15/2031	A	1		3.C FE	468,000	103.0310	482,185	468,000	468,478		478		6,750	6.865	JJ		2,194		11/29/2023	01/15/2031
361841-AR-0	GLP CAPITAL LP / FIN II 3.25 01/15/2032		1		2.C FE	214,415	.84	209,707	284,000	220,901		5,706		3,250	7.014	JJ		9,230		11/08/2022	01/15/2032
361841-AS-8	GLP CAPITAL LP / FIN III 6.75 12/01/2033		1		2.C FE	108,016	107.4290	118,172	110,000	108,142		(20)		6,750	7.125	JD		804		11/15/2023	12/01/2033
36261N-AA-5	GYP HOLDINGS III CORP 4.625 05/01/2029		1		4.B FE	346,502	.91	324,466	355,000	321,102	27,074	687		4,625	5.224	MN		16,419		03/28/2023	05/01/2029
36267Q-AA-2	GN BONDCO LLC 9.5 10/15/2031		1		3.C FE	253,820	.97	251,486	259,000	251,486	(2,959)	625		9,500	10.107	AO		6,083		09/22/2023	10/15/2031
36268N-AA-8	GTCR W-2 MERGER SUB LLC 7.5 01/15/2031		1		3.B FE	718,000	105.5000	757,490	718,000	719,659		1,659		7,500	7.629	JJ		13,014		09/20/2023	01/15/2031
36474G-AA-3	GANNETT HOLDINGS LLC 6 11/01/2026		1		4.A FE	124,398	.88	118,712	134,000	117,051	5,931	2,007		6,000	8.543	MN		8,040		11/22/2022	11/01/2026
364760-AP-3	GAP INC/THE 3.625 10/01/2029		1		4.A FE	352,085	.85	354,551	415,000	337,714	35,415	7,079		3,625	6.656	AO		15,044		12/29/2022	10/01/2029
36485M-AK-5	GARDA WORLD SECURITY 4.625 02/15/2027	A	1		4.B FE	851,146	.96	859,116	894,000	845,105	42,630	7,516		4,625	6.099	FA		34,711		06/13/2022	02/15/2027
36485M-AM-1	GARDA WORLD SECURITY 7.75 02/15/2028	A	1		4.B FE	307,293	103.9740	318,160	306,000	307,083		(210)		7,750	7.794	FA		12,846		08/07/2023	02/15/2028
365417-AA-2	GARDEN SPINCO CORP 8.625 07/20/2030		1		4.B FE	243,000	107.2050	260,508	243,000	243,581		(93)		8,625	8.805	JJ		20,959		07/06/2022	07/20/2030
366651-AC-1	GARTNER INC 4.5 07/01/2028		1		2.C FE	515,456	.94	488,920	516,000	507,851	29,322	(1,907)		4,500	4.710	JJ		23,220		12/06/2022	07/01/2028
36740L-AA-0	GATES GLOBAL/GATES CORP 6.25 01/15/2026		1		4.C FE	89,300	100.1290	94,121	94,000	91,122		1,245		6,250	8.047	JJ		5,875		06/28/2022	01/15/2026
36901E-AA-0	Private	C			1.E PL	8,600,000	.86	7,468,410	8,600,000	8,599,734		(12)		3,150	3.175	AO		270,900		10/27/2021	10/27/2031
370334-CQ-5	GENERAL MILLS INC 2.25 10/14/2031		1		2.B FE	499,600	.83	419,830	500,000	499,867		13		2,250	2.272	AO		11,250		10/05/2021	10/14/2031
37045X-BT-2	GENERAL MOTORS FINL CO 4.35 01/17/2027		1		2.B FE	2,314,948	.97	2,237,429	2,284,000	2,293,950		(3,531)		4,350	4.219	JJ		99,354		05/01/2017	01/17/2027
37045X-CD-6	GENERAL MOTORS FINL CO 3.5 11/07/2024		1		2.B FE	2,895,708	.98	2,843,392	2,900,000	2,898,854		433		3,500	3.555	MN		101,500		11/02/2017	11/07/2024
37045X-DH-6	GENERAL MOTORS FINL CO 2.4 04/10/2028		1		2.B FE	42,770	.89	40,360	45,000	43,402		342		2,400	3.323	AO		1,080		02/11/2022	04/10/2028
37045X-DK-9	GENERAL MOTORS FINL CO 1.5 06/10/2026		1		2.B FE	149,727	.91	137,415	150,000	149,867		51		1,500	1.544	JD		2,250		06/07/2021	06/10/2026
37045X-DM-5	GENERAL MOTORS FINL CO 1.2 10/15/2024		1		2.B FE	2,881,556	.96	2,796,383	2,900,000	2,894,791		6,360		1,200	1.430	AO		34,800		11/19/2021	10/15/2024
37045X-EB-8	GENERAL MOTORS FINL CO 6 01/09/2028		1		2.B FE	499,955	103.2310	516,155	500,000	500,194		239		6,000	6.089	JJ		15,000		01/04/2023	01/09/2028
37045X-EH-5	GENERAL MOTORS FINL CO 5.8 06/23/2028		1		2.B FE	749,843	102.6370	769,778	750,000	750,061		219		5,800	5.889	JD		21,750		06/20/2023	06/23/2028
37185L-AL-6	GENESIS ENERGY LP/FIN 7.75 02/01/2028		1		4.C FE	41,681	100.3990	44,176	44,000	42,091	935	356		7,750	9.256	FA		3,410		01/23/2023	02/01/2028
37185L-AM-4	GENESIS ENERGY LP/FIN 8 01/15/2027		1		4.C FE	290,702	101.4080	297,125	293,000	290,951	5,034	180		8,000	8.432	JJ		7,840		11/20/2023	01/15/2027
37185L-AN-2	GENESIS ENERGY LP/FIN 8.875 04/15/2030		1		4.C FE	58,000	103.1570	58,088	58,000	58,088		88		8,875	9.059	AO		3,718		01/18/2023	04/15/2030
37185L-AP-7	GENESIS ENERGY LP/FIN 8.25 01/15/2029		1		4.C FE	179,119	103.3640	187,089	181,000	179,364		245		8,250	8.676	JJ		996		11/30/2023	01/15/2029
373334-JS-1	GEORGIA POWER CO 4.75 09/01/2040		1		2.A FE	2,654,165	.93	2,498,269	2,680,000	2,661,398		642		4,750	4.811	MS		127,300		08/26/2010	09/01/2040
374297-CB-6	GETTY REALTY CORP 3.43 11/25/2030 PRIVATE		1		2.C FE	13,170,000	.88	11,624,283	13,170,000	13,169,828		21		3,430	3.474	FMAN		451,731		12/04/2020	11/25/2030
375558-BX-0	GILEAD SCIENCES INC 1.2 10/01/2027		1		2.A FE	1,298,869	.88	1,155,622	1,300,000	1,299,500		117		1,200	1.217	AO		15,600		09/23/2020	10/01/2027
375558-BY-8	GILEAD SCIENCES INC 1.65 10/01/2030		1		2.A FE	389,068	.83	326,099	390,000	389,420		78		1,650	1.683	AO		6,435		09/23/2020	10/01/2030
37892A-AA-8	GLOBAL NET LEASE/GLOBAL 3.75 12/15/2027		1		3.A FE	256,858	.83	220,775	264,000	220,775	(2,288)	765		3,750	5.740	JD		9,900		01/24/2022	12/15/2027
37940X-AB-8	GLOBAL PAYMENTS INC 3.2 08/15/2029		1		2.C FE	419,803	.90	371,062	410,000	417,329		(1,252)		3,200	2.867	FA		13,120		01/10/2022	08/15/2029
37940X-AE-2	GLOBAL PAYMENTS INC 1.2 03/01/2026		1		2.C FE	344,683	.91	316,713	345,000	344,876		45		1,200	1.222	MS		4,140		02/19/2021	03/01/2026
37940X-AN-2	GLOBAL PAYMENTS INC 5.3 08/15/2029		1		2.C FE	399,796	100.5140	402,056	400,000	400,416		(78)		5,300	5.379	FA		20,788		08/08/2022	08/15/2029
37941*-AB-0	Private				1.D PL	1,900,000	.82	1,573,385	1,900,000	1,899,970		(2)		2,860	2.880	JD		54,340		12/01/2021	12/01/2033
37941*-AC-8	Private				1.D PL	4,100,000	.79	3,273,485	4,100,000	4,099,928		(5)		3,010	3.033	JD		123,410		12/01/2021	12/01/2036
37960X-AA-5	GLOBAL INFRASTRUCTURE S 5.625 06/01/2029		1		4.A FE	288,057	.91	269,290	293,000	285,173	36,616	242		5,625	6.321	JD		16,481		11/22/2022	06/01/2029
37960X-AB-3	GLOBAL INFRASTRUCTURE SO 7.5 04/15/2032		1		4.A FE	155,660	.92	148,152	160,000	145,598	17,053	278		7,500	8.138	AO		12,000		11/22/2022	04/15/2032
38016L-AA-3	GO DADDY OPCO/FINCO 5.25 12/01/2027		1		3.C FE	182,372	.98	178,502	182,000	178,502		6,064	(136)	5,250	5.276	JD		9,555		03/18/2022	12/01/2027
38016L-AC-9	GO DADDY OPCO/FINCO 3.5 03/01/2029		1		3.C FE	82,800	.90	61,600	84,000	76,117	5,113	142		3,500	3.745	MS		2,940		04/23/2021	03/01/2029

E10.46

ANNUAL STATEMENT FOR THE YEAR 2023 OF THE ZURICH AMERICAN INSURANCE COMPANY

SCHEDULE D - PART 1

Showing All Long-Term BONDS Owned December 31 of Current Year

1	2	Codes			6	7	Fair Value		10	11	Change in Book/Adjusted Carrying Value				Interest					Dates	
		3	4	5			8	9			12	13	14	15	16	17	18	19	20	21	22
CUSIP Identification	Description	C o d e	F o r e i g n	B o n d C h a r	NAIC Designation, NAIC Designation Modifier and SVO Administrative Symbol	Actual Cost	Rate Used to Obtain Fair Value	Fair Value	Par Value	Book/ Adjusted Carrying Value	Unrealized Valuation Increase/ (Decrease)	Current Year's (Amortization)/ Accretion	Current Year's Other-Than-Temporary Impairment Recognized	Total Foreign Exchange Change in Book/ Adjusted Carrying Value	Rate of	Effective Rate of	When Paid	Admitted Amount Due and Accrued	Amount Received During Year	Acquired	Stated Contractual Maturity Date
38141E-C2-3	GOLDMAN SACHS GROUP INC 3.85 07/08/2024			1	2.A FE	8,889,040	.99 0560	7,924,480	8,000,000	8,065,969		(244,039)			3.850	0.951	JJ	148,011	308,000	08/06/2020	07/08/2024
38141G-VR-2	GOLDMAN SACHS GROUP INC 4.25 10/21/2025				2.B FE	2,577,470	.98 1630	2,478,616	2,525,000	2,537,187		(6,590)			4.250	4.000	AO	20,866	107,313	03/27/2017	10/21/2025
38141G-WZ-3	GOLDMAN SACHS GROUP INC VAR 05/01/2029			1.5	2.A FE	7,304,377	.96 5290	6,433,658	6,665,000	7,054,615		(88,738)			4.223	2.977	MN	46,910	281,463	11/22/2022	05/01/2029
38141G-XJ-8	GOLDMAN SACHS GROUP INC 3.5 04/01/2025			1	1.F FE	8,747,360	.97 8450	7,827,600	8,000,000	8,221,033		(187,866)			3.500	1.149	AO	70,000	280,000	03/03/2021	04/01/2025
38141G-XR-0	GOLDMAN SACHS GROUP INC VAR 01/27/2032			1.5	1.F FE	4,444,870	.80 7700	4,490,812	5,560,000	4,452,671		7,678			1.992	5.130	JJ	47,379	9,661	12/04/2023	01/27/2032
38141G-XS-8	GOLDMAN SACHS GROUP INC VAR 02/12/2026			1.5	1.F FE	1,990,000	.94 7460	1,885,445	1,990,000	1,989,976		(23)			0.855	0.857	FA	6,569	17,015	02/10/2021	02/12/2026
38141G-YB-4	GOLDMAN SACHS GROUP INC VAR 04/22/2032			1.5	1.F FE	2,000,000	.83 8160	1,676,320	2,000,000	2,000,582		(89)			2.615	2.632	AO	10,024	52,300	04/15/2021	04/22/2032
38141G-YJ-7	GOLDMAN SACHS GROUP INC VAR 07/21/2032			1.5	1.F FE	870,000	.82 0000	713,400	870,000	870,247		(36)			2.383	2.397	JJ	9,214	20,732	07/14/2021	07/21/2032
38141G-YN-8	GOLDMAN SACHS GROUP INC VAR 10/21/2032			1.5	1.F FE	2,000,000	.83 1930	1,663,860	2,000,000	2,000,163		(38)			2.650	2.667	AO	10,306	53,000	10/18/2021	10/21/2032
38141G-ZK-3	GOLDMAN SACHS GROUP INC VAR 02/24/2028			1.5	1.F FE	1,180,000	.92 5950	1,092,621	1,180,000	1,180,153		(80)			2.640	2.658	FA	10,990	31,152	01/19/2022	02/24/2028
38141G-ZT-4	GOLDMAN SACHS GROUP INC VAR 06/15/2027			1.5	1.F FE	4,000,000	.98 3070	3,932,280	4,000,000	4,002,048		(17)			4.387	4.435	JD	7,312	175,480	06/06/2022	06/15/2027
382550-BJ-9	GOODYEAR TIRE & RUBBER 5.25 04/30/2031			1	4.A FE	128,896	.91 2820	130,533	143,000	126,210	5,658	1,232			5.250	6.993	AO	1,272	7,508	12/06/2022	05/30/2031
382550-BK-6	GOODYEAR TIRE & RUBBER 5.625 04/30/2033			1	4.A FE	62,775	.89 6600	55,589	62,000	55,589	5,265	(21)			5.625	5.552	AO	591	3,488	04/23/2021	04/30/2033
382550-BN-0	GOODYEAR TIRE & RUBBER 5.07/15/2029			1	4.A FE	325,409	.94 0600	309,484	329,000	307,196	21,648	416			5.000	5.303	JJ	7,585	16,450	12/06/2022	07/15/2029
382550-BR-1	GOODYEAR TIRE & RUBBER 5.25 07/15/2031			1	4.A FE	601,357	.90 4180	630,213	697,000	601,202	8,037	7,080			5.250	7.648	JJ	16,873	21,210	04/12/2023	07/15/2031
38431A-AA-4	GRAFTECH GLOBAL ENTERPR 9.875 12/15/2028				4.B FE	130,479	.75 7920	101,561	134,000	101,561	(29,161)	243			9.875	10.801	JD	588	6,212	08/08/2023	12/15/2028
384637-AA-2	GRAHAM HOLDINGS CO 5.75 06/01/2026			1	3.B FE	59,835	.99 6370	56,793	57,000	56,793	1,413	(537)			5.750	4.938	JD	273	3,278	10/24/2019	06/01/2026
38869A-AA-5	GRAPHIC PACKAGING INTERN 4.75 07/15/2027			1	3.B FE	105,528	.97 3430	102,312	105,000	102,312	3,615	(115)			4.750	4.696	JJ	2,300	4,988	03/18/2022	07/15/2027
38869A-AB-3	GRAPHIC PACKAGING INTERN 3.5 03/15/2028			1	3.B FE	8,000	.93 3910	7,471	8,000	7,471	480	(1)			3.500	3.530	MS	82	280	02/21/2020	03/15/2028
389284-AA-8	GRAY TELEVISION INC 7.05/15/2027			1	4.B FE	364,866	.94 5840	387,794	410,000	371,871	2,663	6,531			7.000	10.569	MN	3,667	23,800	09/13/2023	05/15/2027
389286-AA-3	GRAY TELEVISION INC 5.375 11/15/2031			1	4.B FE	214,285	.75 3130	173,220	230,000	173,220	7,202	1,108			5.375	6.638	MN	1,580	12,363	12/06/2022	11/15/2031
389375-AJ-5	GRAY TELEVISION INC 5.875 07/15/2026			1	4.B FE	161,395	.97 0470	174,685	180,000	163,358	1,963				5.875	10.349	JJ	4,876		09/11/2023	07/15/2026
389375-AL-0	GRAY TELEVISION INC 4.75 10/15/2030			1	4.B FE	678,464	.75 7520	571,170	754,000	570,023	17,587	6,996			4.750	6.561	AO	7,561	35,815	12/06/2022	10/15/2030
390568-AD-1	Great Lakes Cheese Co., Inc. 3.8 01/31/24 Private Green Diamond Resource Company 4.27 09/29/34				2.B YE	2,490,000	.99 7337	2,483,369	2,490,000	2,489,659					3.800	3.800	JAJU	16,033	95,865	01/31/2014	01/31/2024
39301#-AD-2	Private				2.C YE	15,000,000	.95 7285	14,359,278	15,000,000	14,999,559		(64)			4.270	4.270	MS	163,683	640,500	09/29/2014	09/29/2034
395268-AF-8	GREENHECK FAN CORPORATION 2.94 12/07/2031 PRIVATE				2.C PL	9,750,000	.83 9940	8,189,413	9,750,000	9,749,779	1,701,483	(84)			2.940	2.972	MJSD	18,314	286,650	12/07/2021	12/07/2031
398433-AP-7	GRIFFON CORPORATION 5.75 03/01/2028			1	4.C FE	573,868	.98 3060	560,344	570,000	552,082	34,594	(4,239)			5.750	5.876	MS	10,925	31,481	03/07/2023	03/01/2028
402568-AL-9	GULF STATES TOYOTA 2.54 08/06/2031 PRIVATE				2.B YE	9,121,488	.85 2681	7,777,721	9,121,488	9,121,463		5			2.540	2.564	FMAN	34,753	231,686	08/06/2021	08/06/2031
402635-AR-7	GULFPORT ENERGY OP CORP 8.05/17/2026			2	4.A FE	994,410	.101 1800	999,658	988,000	986,557	13,397	(2,718)			8.000	8.013	JD	6,587	79,040	02/28/2023	05/17/2026
403949-AK-6	HF SINCLAIR CORP 6.375 04/15/2027			1	2.C FE	106,775	.100 8400	107,899	107,000	106,817	1,210	39			6.375	6.475	AO	1,440	6,928	12/04/2023	04/15/2027
403949-AM-2	HF SINCLAIR CORP 5.02/01/2028			2	2.C FE	233,655	.96 1630	221,175	230,000	231,655	21,136	(849)			5.000	4.574	FA	4,792	11,730	12/04/2023	02/01/2028
404030-AJ-7	H&E EQUIPMENT SERVICES 3.875 12/15/2028				4.A FE	70,557	.90 6520	66,176	73,000	66,176	4,131				3.875	6.177	JD	126	2,829	11/30/2020	12/15/2028
40410K-AA-3	H.B. FULLER CO 4.25 10/15/2028				3.C FE	243,816	.94 0020	244,405	260,000	238,750	7,319	2,076			4.250	5.656	AO	2,333	11,050	02/15/2023	10/15/2028
404119-BO-1	HCA INC 5.25 04/15/2025			1	2.C FE	1,587,440	.99 8910	1,433,436	1,435,000	1,455,966		(46,377)			5.250	1.895	AO	15,905	75,338	01/05/2022	04/15/2025
404119-BR-9	HCA INC 5.375 02/01/2025				2.C FE	625,500	.99 9590	624,744	625,000	625,154		(346)			5.375	5.375	FA	13,997	16,797	04/27/2023	02/01/2025
404119-CC-1	HCA INC 2.375 07/15/2031				2.C FE	248,470	.82 5850	206,463	250,000	248,917		128			2.375	2.459	JJ	2,738	5,938	06/21/2021	07/15/2031
404119-CD-0	HCA INC 5.5 06/01/2033			1	2.C FE	1,149,218	.97 1110	1,169,677	1,150,000	1,149,589		371			5.500	5.583	JD	5,271	36,369	05/01/2023	06/01/2033
40414L-AN-9	HEALTHPEAK OP LLC 4.06/01/2025			1	2.A FE	4,358,570	.98 1100	4,313,897	4,397,000	4,389,668		4,149			4.000	4.107	JD	14,657	175,880	05/14/2015	06/01/2025
404280-BH-1	HSBC HOLDINGS PLC 4.375 11/23/2026			D	2.A FE	5,241,200	.97 6340	4,881,700	5,000,000	5,083,909		(27,198)			4.375	3.787	MN	23,090	218,750	08/22/2017	11/23/2026
404280-CC-1	HSBC HOLDINGS PLC VAR 05/22/2030			D	2.5	8,182,420	.93 3570	8,852,404	7,340,000	7,870,590		(91,299)			3.973	2.673	MN	31,592	291,618	08/26/2020	05/22/2030
404280-CK-3	HSBC HOLDINGS PLC VAR 08/18/2031			D	2.5	4,001,860	.82 9600	3,305,956	3,985,000	3,997,364		(1,786)			2.357	2.327	FA	34,701	93,926	08/12/2020	08/18/2031
40434L-AL-9	HP INC 4.2 04/15/2032			1	2.B FE	689,765	.94 5650	652,499	690,000	689,774		19			4.200	4.248	AO	6,118	28,980	03/29/2022	04/15/2032
40481#-AA-2	HENRY FORD HEALTH SYSTEM 3.39 02/15/2051 Private				1.F	10,477,096	.77 2851	8,097,237	10,477,096	10,476,996		(29)			3.390	3.443	MON	355,182		02/25/2021	02/15/2051
40624#-AY-6	Hallmark Cards, Inc. 3.94% 09/26/2026 Private				2.C PL	5,670,000	.96 9671	5,498,035	5,670,000	5,612,439		30,854			3.940	3.726	MS	58,332	297,864	09/26/2017	09/26/2026

E10.47

ANNUAL STATEMENT FOR THE YEAR 2023 OF THE ZURICH AMERICAN INSURANCE COMPANY

SCHEDULE D - PART 1

Showing All Long-Term BONDS Owned December 31 of Current Year

1	2	Codes			6	7	Fair Value		10	11	Change in Book/Adjusted Carrying Value				Interest					Dates	
		3	4	5			8	9			12	13	14	15	16	17	18	19	20	21	22
CUSIP Identification	Description	C o d e	F o r e i g n	B o n d C h a r	NAIC Designation, NAIC Designation Modifier and SVO Administrative Symbol	Actual Cost	Rate Used to Obtain Fair Value	Fair Value	Par Value	Book/ Adjusted Carrying Value	Unrealized Valuation Increase/ (Decrease)	Current Year's (Amortization)/ Accretion	Current Year's Other-Than-Temporary Impairment Recognized	Total Foreign Exchange Change in Book/ Adjusted Carrying Value	Rate of	Effective Rate of	When Paid	Admitted Amount Due and Accrued	Amount Received During Year	Acquired	Stated Contractual Maturity Date
406248-BA-7	Hallmark Cards Inc. 4.92 11/02/2030 Private				2.C PL	8,000,000	.98 5586	7,884,692	8,000,000	7,929,635			16,041		4.920	4.980	MN	56,853	393,600	11/09/2018	11/02/2030
410345-AL-6	HANESBRANDS INC 4.875 05/15/2026				4.C FE	64,621	.96 2480	67,374	70,000	65,230			609		4.875	8.247	MN		1,779	09/27/2023	05/15/2026
410345-AQ-5	HANESBRANDS INC 9 02/15/2031				4.C FE	99,000	.97 9230	96,944	99,000	96,944	(2,094)		38		9.000	9.194	FA	3,366	4,480	02/10/2023	02/15/2031
410867-AG-0	HANOVER INSURANCE GROUP 2.5 09/01/2030				2.B FE	1,458,422	.82 1770	1,150,478	1,400,000	1,441,281		(6,006)			2.500	2.026	MS	11,667	35,000	02/10/2021	09/01/2030
41242*-AZ-5	Hardwood Funding, LLC 3.38 06/07/30 Private				1.G FE	10,800,000	.91 7887	9,913,175	10,800,000	10,799,850			(19)		3.380	3.380	JD	25,350	365,040	04/02/2015	06/07/2030
41242*-BK-7	Hardwood Funding LLC 3.86 06/07/2028 Private				1.G FE	6,000,000	.97 7835	5,867,010	6,000,000	6,000,078		(58)			3.860	3.898	JD	14,797	231,600	10/04/2018	06/07/2028
41242*-BT-8	HARDWOOD FUNDING LLC 2.99 06/07/2035 Private				1.G FE	6,300,000	.84 7271	5,337,809	6,300,000	6,299,898		(6)			2.990	3.012	JD	12,035	188,370	06/08/2020	06/07/2035
413875-AR-6	L3HARRIS TECH INC 3.832 04/27/2025				2.B FE	129,982	.98 2550	123,801	126,000	126,596		(548)			3.832	3.406	AO	858	4,828	04/12/2017	04/27/2025
418751-AE-3	HARTFORD FINL SVCS GRP 2.8 08/19/2029				2.A FE	3,609,819	.90 7390	3,317,418	3,656,000	3,605,694		6,999			2.800	3.192	FA	37,535	102,368	04/12/2022	08/19/2029
417558-AA-1	HARVEST MIDSTREAM LP 7.5 09/01/2028				3.C FE	46,538	.99 9890	42,995	43,000	42,995	3,778	(2,042)			7.500	6.184	MS	1,075	3,225	04/23/2021	09/01/2028
418056-AZ-0	HASBRO INC 3.9 11/19/2029				2.B FE	704,633	.92 9680	734,447	790,000	713,771		9,138			3.900	5.948	MN	3,595	30,810	02/17/2023	11/19/2029
418751-AE-3	HAT HOLDINGS I LLC/HAT 3.375 06/15/2026				3.A FE	455,448	.94 3800	435,092	461,000	435,092	33,661	1,145			3.375	3.713	JD	692	15,559	01/31/2022	06/15/2026
418751-AL-7	HAT HOLDINGS I LLC/HAT 8 06/15/2027				3.A FE	57,000	103.6010	59,053	57,000	57,019		19			8.000	8.158	JD	304		12/04/2023	06/15/2027
419778-AA-9	Hawaii Pacific Health 3.81 9/12/2042 Private				1.E	8,583,237	.90 0166	7,726,334	8,583,237	8,582,670		(25)			3.810	3.849	MS	99,015	327,021	09/12/2017	09/12/2042
419778-AB-7	HAWAII PACIFIC HEALTHCARE 3.25 03/12/2043 Private				1.E	11,343,255	.86 3853	9,798,900	11,343,255	11,340,636		122			3.250	3.180	MS	111,621	368,656	06/16/2020	03/12/2043
42225U-AD-6	HEALTHCARE RLTY HLDGS LP 3.5 08/01/2026				2.B FE	1,580,377	.95 5160	1,408,861	1,475,000	1,520,289		282			3.500	2.214	FA	21,510	51,625	02/16/2021	08/01/2026
42226A-AA-5	HEALTHCARE INC 4.5 10/01/2029				4.B FE	528,443	.92 4950	548,495	593,000	536,681		6,517			4.500	6.610	AO	6,671	20,250	06/05/2023	10/01/2029
422418-AJ-8	HEARST CORP 4.02% 06/01/2028 Private				1.G	3,000,000	.98 9945	2,969,836	3,000,000	2,999,921		(7)			4.020	4.060	JD	9,715	120,600	05/31/2018	06/01/2028
422418-AK-5	HEARST CORP 4.12% 06/01/2030 Private				1.G	4,500,000	.95 3427	4,290,423	4,500,000	4,499,455		(93)			4.120	4.161	JD	14,935	185,400	05/31/2018	06/01/2030
422418-AM-1	HEARST COMMUNICATIONS INC 2.77 12/03/2029 Private				1.G	7,500,000	.92 0069	6,900,519	7,500,000	7,499,919		17			2.770	2.789	JD	15,581	207,750	12/03/2019	12/03/2029
42250P-AA-1	HEALTHPEAK OP LLC 3 01/15/2030				2.A FE	1,972,944	.89 0950	1,612,620	1,810,000	1,919,315		(17,718)			3.000	1.928	JJ	25,038	54,300	06/29/2021	01/15/2030
42250P-AC-7	HEALTHPEAK OP LLC 1.35 02/01/2027				2.A FE	1,837,737	.89 6760	1,650,038	1,840,000	1,839,119		253			1.350	1.378	FA	10,350	24,840	06/30/2021	02/01/2027
42250P-AD-5	HEALTHPEAK OP LLC 2.125 12/01/2028				2.A FE	3,553,466	.87 6580	3,133,774	3,575,000	3,560,708		2,673			2.125	2.230	JD	6,331	75,969	11/16/2021	12/01/2028
42280H-AJ-8	HEICO HOLDINGS INC 3.19 12/08/2031 Private				2.C	7,488,000	.88 4151	6,620,525	7,488,000	7,479,939		1,017			3.190	3.214	JD	16,588	238,867	12/07/2020	12/08/2031
42280H-AK-5	HEICO HOLDINGS INC 3.15 01/20/2033 PRIVATE				2.C	1,400,000	.87 8331	1,229,663	1,400,000	1,399,978		(3)			3.150	3.175	JJ	19,600	44,100	01/20/2022	01/20/2033
42329H-AA-6	HELIOS SOFT/ION CORP SO 4.625 05/01/2028				4.B FE	423,500	.91 3470	387,311	424,000	387,311		64,552			4.625	4.699	MN	3,268	19,610	04/29/2021	05/01/2028
42704L-AA-2	HERC HOLDINGS INC 5.5 07/15/2027				4.A FE	1,192,694	.98 8280	1,173,088	1,187,000	1,158,347		50,031	(1,333)		5.500	5.669	JJ	30,104	59,098	08/08/2023	07/15/2027
427169-AA-5	HERENS HOLDCO SARL 4.75 05/15/2028				4.C FE	726,750	.80 6110	601,358	746,000	601,358	10,202	2,518			4.750	5.351	MN	4,429	35,435	04/06/2022	05/15/2028
428102-AC-1	HESS MIDSTREAM OPERATIO 5.625 02/15/2026				3.A FE	237,502	.99 3020	230,381	232,000	229,891		6,597	(1,882)		5.625	5.196	FA	4,930	13,050	12/06/2022	02/15/2026
428102-AE-7	HESS MIDSTREAM OPERATIO 4.25 02/15/2030				3.A FE	348,800	.92 4380	328,155	355,000	325,869		20,692			4.250	4.649	FA	5,700	15,088	11/22/2022	02/15/2030
428104-AA-1	HESS MIDSTREAM OPERATIO 5.125 06/15/2028				3.A FE	142,375	.96 6080	133,319	138,000	132,863		5,904	(1,364)		5.125	4.697	JD	314	7,073	11/22/2022	06/15/2028
431282-AU-6	HIGHWOODS REALTY LP 7.65 02/01/2034				2.B FE	39,469	107.8750	43,150	40,000	39,517		48			7.650	7.989	FA	340		11/14/2023	02/01/2034
431318-AS-3	HILCORP ENERGY 1/HILCORP 6.25 11/01/2028				3.B FE	157,051	.99 8060	158,692	159,000	155,786		9,802			6.250	6.668	MN	1,656	8,375	05/15/2023	11/01/2028
431318-AU-8	HILCORP ENERGY 1/HILCORP 5.75 02/01/2029				3.B FE	380,658	.97 1420	407,996	420,000	386,338		3,202			5.750	7.828	FA	10,063	23,604	07/19/2023	02/01/2029
431318-AY-0	HILCORP ENERGY 1/HILCORP 6 04/15/2030				3.B FE	125,296	.97 0190	124,184	128,000	122,745		7,641			6.000	6.493	AO	1,621	7,080	06/01/2023	04/15/2030
431318-AZ-7	HILCORP ENERGY 1/HILCORP 5.25 04/15/2032				3.B FE	52,638	.96 2190	50,996	53,000	50,853		5,295			6.250	6.493	AO	699	3,313	11/22/2022	04/15/2032
431318-BC-7	HILCORP ENERGY 1/HILCORP 8.375 11/01/2033				3.B FE	394,000	105.8610	417,092	394,000	394,279		279			8.375	8.550	MN	4,858		11/03/2023	11/01/2033
431571-AB-4	HILLENBRAND INC 5 09/15/2026				3.A FE	95,625	.98 5330	98,533	100,000	96,388		763			5.000	6.574	MS	1,472	2,500	05/04/2023	09/15/2026
432833-AF-8	HILTON DOMESTIC OPERATI 4.875 01/15/2030				3.B FE	538,697	.96 9100	535,912	553,000	525,592		22,243			4.875	5.367	JJ	12,431	26,959	12/06/2022	01/15/2030
432833-AG-6	HILTON DOMESTIC OPERATI 5.375 05/01/2025				3.B FE	172,781	.99 7080	170,501	171,000	170,501		1,472	(497)		5.375	5.205	MN	1,532	9,191	04/17/2020	05/01/2025
432833-AH-4	HILTON DOMESTIC OPERATI 5.75 05/01/2028				3.B FE	431,568	100.0970	436,423	436,000	428,857		192			5.750	6.126	MN	4,178	25,070	03/14/2023	05/01/2028
432833-AJ-0	HILTON DOMESTIC OPERATI 3.75 05/01/2029				3.B FE	397,803	.92 1990	391,846	425,000	384,438		13,179			3.750	5.015	MN	2,656	15,938	12/06/2022	05/01/2029
432833-AL-5	HILTON DOMESTIC OPERATI 4 05/01/2031				3.B FE	142,734	.91 1690	145,870	160,000	141,630		1,973			4.000	5.797	MN	1,067	6,400	03/30/2023	05/01/2031
432833-AN-1	HILTON DOMESTIC OPERATI 3.625 02/15/2032				3.B FE	3,220	.86 4350	3,457	4,000	3,312		84			3.625	6.467	FA	55	145	07/05/2022	02/15/2032
432891-AK-5	HILTON WORLDWIDE FIN LL 4.875 04/01/2027				3.B FE	187,005	.98 3330	181,916	185,000	180,963		5,215			4.875	4.806	AO	2,255	9,019	11/22/2022	04/01/2027

E10.48

ANNUAL STATEMENT FOR THE YEAR 2023 OF THE ZURICH AMERICAN INSURANCE COMPANY

SCHEDULE D - PART 1

Showing All Long-Term BONDS Owned December 31 of Current Year

1	2	Codes			6	7	Fair Value		10	11	Change in Book/Adjusted Carrying Value				Interest					Dates	
		3	4	5			8	9			12	13	14	15	16	17	18	19	20	21	22
CUSIP Identification	Description	C o d e	F o r e i g n	B o n d C h a r	NAIC Designation, NAIC Designation Modifier and SVO Administrative Symbol	Actual Cost	Rate Used to Obtain Fair Value	Fair Value	Par Value	Book/ Adjusted Carrying Value	Unrealized Valuation Increase/ (Decrease)	Current Year's (Amortization)/ Accretion	Current Year's Other-Than-Temporary Impairment Recognized	Total Foreign Exchange Change in Book/ Adjusted Carrying Value	Rate of	Effective Rate of	When Paid	Admitted Amount Due and Accrued	Amount Received During Year	Acquired	Stated Contractual Maturity Date
436440-AM-3	HOLOGIC INC 4.625 02/01/2028	1			3.B FE	565,203	.96	523,176	544,000	522,854	14,138	(4,782)			4.625	4.038	FA	10,483	25,160	11/22/2022	02/01/2028
436440-AP-6	HOLOGIC INC 3.25 02/15/2029	1			3.B FE	435,524	.90	418,586	462,000	415,582	13,273	3,503			3.250	4.330	FA	5,672	15,015	12/08/2022	02/15/2029
437076-CB-6	HOME DEPOT INC 2.7 04/15/2030	1			1.F FE	2,002,061	.90	910,700	1,900,000	1,960,738		(10,425)			2.700	2.202	AO	10,830	51,300	11/23/2022	04/15/2030
438516-BB-1	HONEYWELL INTERNATIONAL 5.375 03/01/2041	1			1.F FE	7,261,634	106.9390	7,854,670	7,345,000	7,283,037		2,039			5.375	5.452	MS	131,598	394,794	02/14/2011	03/01/2041
438516-BL-9	HONEYWELL INTERNATIONAL 2.5 11/01/2026	1			1.F FE	826,412	.95	2170,779	820,000	822,540		(1,009)			2.500	2.388	MM	3,417	20,500	09/12/2019	11/01/2026
438516-BZ-8	HONEYWELL INTERNATIONAL 1.95 06/01/2030	1			1.F FE	62,034	.86	8630,804	70,000	63,272		912			1.950	3.673	JD	114	1,365	08/17/2022	06/01/2030
439223-AA-6	Hoosier Energy Rural Electric Inc 4.86 09/15/39 Private				1.F FE	16,610,000	.97	7329,437	16,610,000	16,608,596		(646)			4.860	4.860	MS	237,689	807,246	09/30/2011	09/15/2039
440452-AH-3	HORNIEL FOODS CORP 1.7 06/03/2028	1			1.G FE	59,854	.89	8930,936	60,000	59,916		16			1.700	1.743	JD	79	1,020	05/25/2021	06/03/2028
442722-AB-0	HOWARD MIDSTREAM ENERGY 8.875 07/15/2028	1			4.A FE	240,000	105.2320	252,557	240,000	240,293		293			8.875	9.061	JJ	10,354		06/29/2023	07/15/2028
444454-AD-4	HUGHES SATELLITE SYSTEMS 5.25 08/01/2026	1			3.A FE	62,831	.88	8670,318	69,000	61,318	(2,162)	649			5.250	8.948	FA	1,509		08/25/2023	08/01/2026
444454-AF-9	HUGHES SATELLITE SYSTEM 6.625 08/01/2026	1			4.B FE	215,051	.78	4420,417	230,000	180,417	(37,462)	3,608			6.625	8.907	FA	6,349	15,238	12/06/2022	08/01/2026
444859-BF-8	HUMANA INC 3.95 03/15/2027	1			2.B FE	2,428,620	.97	6790,219	2,160,000	2,311,978		(49,974)			3.950	1.609	MS	25,122	85,320	11/17/2021	03/15/2027
445658-CF-2	JIB HUNT TRANSPRT SVCS 3.875 03/01/2026	1			2.A FE	106,734	.97	8580,100	100,000	102,272		(1,099)			3.875	2.735	MS	1,292	3,875	10/10/2019	03/01/2026
44569*-BK-6	Hunt Oil Company 6.25 07/27/26 Private				3.C	5,550,000	.96	3697,534	5,550,000	5,348,517	304,283	(67)			6.250	6.250	JJ	147,422	346,875	07/27/2010	07/27/2026
446150-AS-3	HUNTINGTON BANCSHARES 2.55 02/04/2030	1			2.A FE	1,389,378	.85	5840,193	1,395,000	1,391,667		483			2.550	2.613	FA	14,525	35,573	01/28/2020	02/04/2030
446150-BB-9	HUNTINGTON BANCSHARES VAR 08/04/2028	1,5			2.A FE	1,189,273	.96	9190,308	1,210,000	1,193,308		3,145			4.443	4.834	FA	21,952	53,760	08/25/2022	08/04/2028
44644M-AF-8	HUNTINGTON NATIONAL BANK VAR 05/17/2028	1,5			1.G FE	2,780,000	.96	6310,342	2,780,000	2,782,171		(720)			4.552	4.604	MM	15,467	126,546	05/06/2022	05/17/2028
44644M-AJ-0	HUNTINGTON NATIONAL BANK 5.65 01/10/2030	1			1.G FE	1,995,300	100.9370	2,018,740	2,000,000	1,996,788		672			5.650	5.769	JJ	53,675	72,822	11/14/2022	01/10/2030
44855*-BE-9	Hy-Vee Inc. 4.10 12/15/2024 Private				2.C	8,470,000	.98	2748,878	8,470,000	8,469,105		(166)			4.100	4.162	MJSD	14,470	347,270	10/15/2018	12/15/2024
44914*-AG-6	HYPERTHERM INC 3.38 12/30/2033 PRIVATE				2.C PL	2,000,000	.79	5732,159	2,000,000	2,000,004		5			3.380	3.424	MJSD	16,900	67,600	12/30/2021	12/30/2033
44914*-AH-4	HYPERTHERM INC 3.61 12/30/2036 PRIVATE				2.C PL	800,000	.75	2313,601	800,000	800,001		2			3.610	3.660	MJSD	7,220	28,880	12/30/2021	12/30/2036
44914*-AJ-0	HYPERTHERM INC 3.61 12/30/2036 PRIVATE				2.C PL	2,500,000	.76	2912,190	2,500,000	2,499,983		8			3.610	3.659	MJSD	22,563	90,250	01/26/2022	12/30/2036
44984M-AH-0	INEOS FINANCE PLC 6.75 05/15/2028	D			3.B FE	197,000	.98	0380,196	200,000	196,076	(1,496)	572			6.750	7.213	MM	1,688	10,088	02/13/2023	05/15/2028
44988M-AC-9	IRB HOLDING CORP 7.06/15/2025	1			4.B FE	188,000	100.1030	188,194	188,000	187,967	512	(34)			7.000	7.117	JD	585	13,160	05/18/2020	06/15/2025
449934-AD-0	IQVIA INC 5.10/15/2026	1			3.B FE	336,787	.99	0790,318	321,000	318,044	13,021	(2,643)			5.000	4.125	AO	3,388	16,050	08/28/2020	10/15/2026
450636-AC-9	ITR CONCESSION CO LLC 5.183 07/15/2035 InfraDebt	1			2.B FE	10,000,000	.89	9120,899	10,000,000	9,999,104		(41)			5.183	5.183	JJ	238,994	518,300	07/16/2015	07/15/2035
450636-CF-0	ITR CONCESSION CO LLC 3.25 12/10/2031 Private	1			2.B FE	10,300,000	.86	8645,947	10,300,000	10,299,474		31			3.250	3.277	AO	66,020	334,750	12/10/2019	12/10/2031
45074J-AA-2	ITT HOLDINGS LLC 6.5 08/01/2029	2			4.C FE	418,704	.88	4050,367	416,000	367,765	17,491	(739)			6.500	6.497	FA	11,267	27,040	06/29/2021	08/01/2029
45168D-CF-9	IDEXX LABORATORIES INC 4.19 03/14/2029 Private				2.B	8,000,000	.97	7383,819	8,000,000	7,999,575		(22)			4.190	4.234	MS	98,698	335,200	03/14/2019	03/14/2029
45174H-BC-0	IHEARTCOMMUNICATIONS IN 6.375 05/01/2026	1			5.A FE	1,460,968	.85	1250,134	1,548,480	1,318,144	(110,989)	18,370			6.375	8.902	FA	41,132	81,137	04/11/2023	05/01/2026
45174H-BE-6	IHEARTCOMMUNICATIONS INC 5.25 08/15/2027	1			5.A FE	648,606	.79	4190,609	687,000	545,609	(41,569)	687,000			5.250	6.910	FA	13,625	36,068	12/06/2022	08/15/2027
452308-AX-7	ILLINOIS TOOL WORKS INC 2.65 11/15/2026	1			1.E FE	548,791	.95	4910,487	510,000	530,841		(7,813)			2.650	1.134	MM	1,727	13,515	09/09/2021	11/15/2026
45258L-AA-5	INOLA MERGER CORP 4.75 05/15/2029	1			3.C FE	1,310,602	.94	9000,280	1,349,000	1,263,118	91,205	3,085			4.750	5.420	MM	8,188	64,078	12/06/2022	05/15/2029
45326Y-A*-8	Incitec Pivot Ltd 4.03 10/30/2028 Private	D			2.B	7,500,000	.94	3144,583	7,500,000	7,499,653		3			4.030	4.072	AO	51,215	302,250	10/30/2019	10/30/2028
45344L-AA-1	CRESCENT ENERGY FINANCE 7.25 05/01/2026	1			3.C FE	759,218	101.2420	751,216	742,000	746,521	46,464	(4,679)			7.250	6.783	MM	8,966	53,795	03/09/2022	05/01/2026
45344L-AC-7	CRESCENT ENERGY FINANCE 9.25 02/15/2028	1			3.C FE	791,011	104.5950	833,622	797,000	792,097		1,086			9.250	9.666	FA	27,851	31,603	12/05/2023	02/15/2028
454889-AS-5	INDIANA MICHIGAN POWER 3.85 05/15/2028	1			1.G FE	1,246,063	.96	5100,375	1,250,000	1,248,011		370			3.850	3.926	MM	6,149	48,125	04/30/2018	05/15/2028
45569K-AA-1	PRA HEALTH SCIENCES INC 2.875 07/15/2026	1			2.C FE	408,500	.93	5690,380	407,000	407,742	39,701	(486)			2.875	2.815	JJ	5,396	11,701	06/16/2021	07/15/2026
45662N-AF-0	Infineon Technologies AG 4.30 4/5/2028 PP	D			2.B	15,000,000	.95	5167,327	15,000,000	15,000,758		(26)			4.300	4.346	AO	152,292	645,000	04/05/2016	04/05/2028
45674G-AB-0	INEOS QUATTRO FINANCE 2.9 6/25 03/15/2029	D			3.C FE	200,000	103.6020	200,204	200,000	200,210		210			9.625	9.859	MM	2,460		11/09/2023	03/15/2029
456837-BB-8	ING GROEP NV VAR 03/28/2028	D	2,5		1.G FE	2,702,881	.96	8300,376	2,985,000	2,754,763		46,063			4.017	6.198	MS	30,976	119,907	11/28/2022	03/28/2028
456886-AM-4	TRANE TECHNOLOGIES CO L 6.443 11/15/2027	1			2.A FE	417,349	104.7960	372,026	355,000	376,706		(5,019)			6.443	4.695	MM	2,923	22,873	02/06/2014	11/15/2027
45688C-AB-3	INGEVITY CORP 3.875 11/01/2028	1			3.C FE	91,000	.89	8560,769	91,000	81,769	3,287	(20)			3.875	3.912	MM	928	3,526	10/20/2020	11/01/2028
45780R-AA-9	INSTALLED BUILDING PRODU 5.75 02/01/2028	1			4.A FE	122,527	.97	4560,122	126,000	122,527	8,916				5.750	6.629	FA	3,019	7,245	09/16/2019	02/01/2028

E10.49

ANNUAL STATEMENT FOR THE YEAR 2023 OF THE ZURICH AMERICAN INSURANCE COMPANY

SCHEDULE D - PART 1

Showing All Long-Term BONDS Owned December 31 of Current Year

1	2	Codes			6	7	Fair Value		10	11	Change in Book/Adjusted Carrying Value				Interest					Dates	
		3	4	5			8	9			12	13	14	15	16	17	18	19	20	21	22
CUSIP Identification	Description	C o d e	F o r e i g n	B o n d C h a r	NAIC Designation, NAIC Designation Modifier and SVO Administrative Symbol	Actual Cost	Rate Used to Obtain Fair Value	Fair Value	Par Value	Book/ Adjusted Carrying Value	Unrealized Valuation Increase/ (Decrease)	Current Year's (Amortization)/ Accretion	Current Year's Other-Than-Temporary Impairment Recognized	Total Foreign Exchange Change in Book/ Adjusted Carrying Value	Rate of	Effective Rate of	When Paid	Admitted Amount Due and Accrued	Amount Received During Year	Acquired	Stated Contractual Maturity Date
458140-AN-0	INTEL CORP 4 12/15/2032			1	1.F FE	1,329,307	.96 4290	1,268,041	1,315,000	1,322,773		(730)			4.000	3.921	JD	2,338	52,600	12/10/2012	12/15/2032
458140-BH-2	INTEL CORP 2.45 11/15/2029			1	1.F FE	664,774	.89 9230	587,197	653,000	660,216		(1,198)			2.450	2.256	MM	2,044	15,999	02/11/2020	11/15/2029
458140-BR-0	INTEL CORP 3.9 03/25/2030			1	1.F FE	519,604	.96 7260	430,431	445,000	496,756		(8,118)			3.900	1.892	MS	4,628	17,355	02/22/2021	03/25/2030
45824T-BC-8	INTELSAT JACKSON HLDG 6.5 03/15/2030	D		1	4.A FE	919,916	.95 6360	946,796	990,000	919,117	28,936	6,319			6.500	7.977	MS	18,769	53,625	11/20/2023	03/15/2030
45866F-AK-0	INTERCONTINENTALEXCHANGE 2.1 06/15/2030			1	1.G FE	5,758,026	.86 2840	5,233,125	6,065,000	5,786,086		25,950			2.100	2.955	JD	5,661	127,365	04/13/2023	06/15/2030
45866F-AV-6	INTERCONTINENTALEXCHANGE 4.35 06/15/2029			1	1.G FE	1,292,935	.99 3330	1,286,362	1,295,000	1,293,216		215			4.350	4.424	JD	2,504	56,333	08/12/2022	06/15/2029
45868C-BH-5	INTERFOR CORP 3.25 03/26/2030 Private	A			2.C YE	7,850,000	.88 4865	6,946,187	7,850,000	7,833,352		(4,634)			3.250	3.290	MJSD	2,835	255,125	03/26/2020	03/26/2030
459200-KN-0	IBM CORP 2.72 02/09/2032			1	1.G FE	749,873	.87 8100	658,575	750,000	750,142		(29)			2.720	2.740	FA	8,047	20,400	02/02/2022	02/09/2032
459506-AK-7	INTL FLAVOR & FRAGRANCES 4.45 09/26/2028			1	2.C FE	725,547	.97 5800	706,479	724,000	724,752		(166)			4.450	4.472	MS	8,502	32,218	09/24/2018	09/26/2028
460599-AD-5	INTERNATIONAL GAME TECH 6.25 01/15/2027	D		1	3.A FE	201,000	101.5290	204,073	201,000	201,104	1,816	(36)			6.250	6.349	JJ	5,758	12,563	09/17/2018	01/15/2027
460599-AF-0	INTERNATIONAL GAME TECH 4.125 04/15/2026	D		1	3.A FE	247,464	.97 1230	233,095	240,000	233,095	9,722	(1,913)			4.125	3.461	AO	2,063	9,900	05/11/2021	04/15/2026
461127-FH-4	Intertek Finance PLC 2.33 03/15/2028 PRIVATE	D			2.A	8,500,000	.89 2464	7,585,942	8,500,000	8,499,887		(12)			2.330	2.343	MS	57,765	198,050	03/01/2022	05/15/2028
46124H-AD-8	INTUIT INC 1.65 07/15/2030			1	1.G FE	1,637,800	.84 0690	1,477,092	1,757,000	1,658,058		13,001			1.650	2.656	JJ	13,368	28,991	05/19/2022	07/15/2030
46205Y-AA-9	ION TRADING TECHNOLOGIES 5.75 05/15/2028	D		1	4.C FE	315,000	.88 9360	280,148	315,000	280,148	17,422	(40)			5.750	5.832	MM	2,264	18,113	05/03/2021	05/15/2028
46266T-AA-6	IQVIA INC 5 05/15/2027			1	3.B FE	1,119,476	.98 4220	1,064,926	1,082,000	1,062,805	40,168	(9,807)			5.000	4.435	MM	6,913	54,100	11/17/2022	05/15/2027
46266T-AD-0	IQVIA INC 6.5 05/15/2030			1	3.B FE	400,000	102.6710	410,684	400,000	400,197		197			6.500	6.606	MM	3,322	12,422	05/18/2023	05/15/2030
46266T-AE-8	IQVIA INC 6.25 02/01/2029			1	2.C FE	339,517	104.2360	354,402	340,000	340,240		723			6.250	6.383	FA	1,948		11/14/2023	02/01/2029
46284V-AE-5	IRON MOUNTAIN INC 4.875 09/15/2027			1	3.C FE	268,647	.97 4410	261,142	268,000	268,680	12,556	(669)			4.875	5.036	MS	3,847	13,065	12/06/2022	09/15/2027
46284V-AE-1	IRON MOUNTAIN INC 5.25 03/15/2028			1	3.C FE	24,739	.97 2040	26,245	27,000	25,058		319			5.250	7.392	MS	4,417	1,418	02/24/2023	03/15/2028
46284V-AF-8	IRON MOUNTAIN INC 4.875 09/15/2029			1	3.C FE	491,837	.94 4480	505,297	535,000	487,883		5,095			4.875	6.508	MS	7,679	26,081	12/06/2022	09/15/2029
46284V-AG-6	IRON MOUNTAIN INC 5 07/15/2028			1	3.C FE	369,199	.96 2040	351,145	365,000	348,354	21,711	(1,649)			5.000	4.975	JJ	8,415	17,375	02/27/2023	07/15/2028
46284V-AP-6	IRON MOUNTAIN INC 7 02/15/2029			1	3.C FE	523,946	102.7540	539,459	525,000	524,025		78			7.000	7.155	FA	23,071		11/03/2023	02/15/2029
46285M-AA-8	IRON MOUNTAIN INFO MGMT 5 07/15/2032			1	3.C FE	288,738	.91 6240	273,040	298,000	269,505	19,150	(202)			5.000	5.555	MM	1,904	13,275	08/07/2023	07/15/2032
46361*-BH-8	The Irvine Company 3.78 08/11/29 Private				1.E FE	20,380,000	.92 2980	18,810,324	20,380,000	20,378,383		(128)			3.780	3.780	FA	297,446	770,364	08/11/2014	08/11/2029
465685-AP-0	ITC HOLDINGS CORP 3.35 11/15/2027			1	2.B FE	674,541	.95 0500	641,588	675,000	674,821		14			3.350	3.386	MM	2,889	22,613	06/22/2018	11/15/2027
46625H-RY-8	JPMORGAN CHASE & CO VAR 02/01/2028			1,5	1.F FE	16,469,140	.96 5090	15,923,985	16,500,000	16,475,763		2,564			3.782	3.846	FA	260,013	624,030	03/07/2019	02/01/2028
46647P-BE-5	JPMORGAN CHASE & CO VAR 10/15/2030			1,5	1.E FE	2,984,610	.88 7510	2,662,530	3,000,000	2,989,695		1,328			2.739	2.813	AO	17,347	82,170	11/04/2019	10/15/2030
46647P-BF-2	JPMORGAN CHASE & CO VAR 10/15/2025			1,5	1.E FE	2,500,000	.97 4320	2,435,800	2,500,000	2,499,988		(227)			2.301	2.314	AO	12,144	57,525	09/05/2019	10/15/2025
46647P-BP-0	JPMORGAN CHASE & CO VAR 05/13/2031			1,5	1.G FE	1,800,000	.87 9630	1,583,334	1,800,000	1,800,505		(94)			2.956	2.978	MM	7,094	53,208	05/06/2020	05/13/2031
46647P-BU-9	JPMORGAN CHASE & CO VAR 11/19/2031			1,5	1.E FE	4,932,550	.80 8670	4,043,350	5,000,000	4,899,192		5,885			1.764	1.912	MM	10,290	88,200	01/29/2021	11/19/2031
46647P-CP-9	JPMORGAN CHASE & CO VAR 09/22/2027			1,5	1.E FE	3,906,000	.90 5910	3,623,640	4,000,000	3,938,726		15,665			1.470	1.906	MS	16,170	58,800	11/16/2021	09/22/2027
46647P-CZ-7	JPMORGAN CHASE & CO VAR 04/26/2026			1,5	1.E FE	6,000,060	.98 4080	5,904,480	6,000,000	5,998,920		(258)			4.080	4.117	AO	44,200	244,800	06/08/2022	04/26/2026
46647P-DF-0	JPMORGAN CHASE & CO VAR 06/14/2030			1,5	1.E FE	4,000,000	.97 8550	3,914,200	4,000,000	4,002,214		(456)			4.585	4.617	JD	8,623	182,600	06/07/2022	06/14/2030
46647P-DX-1	JPMORGAN CHASE & CO VAR 10/23/2029			1,5	1.E FE	3,000,000	105.0200	3,150,600	3,000,000	3,002,546		2,546			6.087	6.179	AO	34,493		10/16/2023	10/23/2029
46659*-AE-7	Private JM Family Enterprises, Inc. 4.65 01/15/2031				2.B	11,550,000	.95 6699	11,049,876	11,550,000	11,549,785		96			4.650	4.704	JJ	246,159	537,075	01/15/2019	01/15/2031
46659*-AF-4	Private JM Family Enterprises, Inc. 3.29 08/24/2030				2.B	2,000,000	.92 4388	1,848,776	2,000,000	1,999,814		(35)			3.290	3.315	FA	23,030	65,800	02/24/2020	08/24/2030
46659*-AG-2	Private JM Family Enterprises, Inc. 3.39 02/24/2032				2.B	8,000,000	.91 3603	7,308,826	8,000,000	7,999,715		(12)			3.390	3.419	FA	94,920	271,200	02/24/2020	02/24/2032
466748-AA-4	Private Memorial Hermann Health System 3.51 12/15/2043				1.F	16,381,835	.87 5538	14,061,691	16,060,623	16,356,640	10,727,290	(34,311)			3.510	3.378	MM	25,055	563,728	04/06/2022	12/15/2043
46849L-UX-7	JACKSON NATL LIFE GLOBAL 5.5 01/09/2026				1.F FE	1,521,721	.99 8250	1,522,331	1,525,000	1,523,274		1,553			5.500	5.656	JJ	40,074	41,938	01/04/2023	01/09/2026
470328-AR-2	JAMES CAMPBELL CO. LLC 3.5 7/27/2025 Private				2.A	2,600,000	.96 2733	2,503,105	2,600,000	2,599,826		(25)			3.500	3.530	JD	45,500	45,500	07/27/2017	07/27/2025
470328-AV-3	James Campbell Company LLC 3.92 09/30/29 Private				2.A	1,400,000	.92 9254	1,300,956	1,400,000	1,399,967		(11)			3.920	3.958	JD	27,440	27,440	06/20/2019	09/30/2029
470328-AW-1	James Campbell Company LLC 3.97 09/30/30 Private				2.A	2,800,000	.91 0178	2,548,499	2,800,000	2,800,049		4			3.970	4.009	JD	55,580	55,580	06/20/2019	09/30/2030
47216F-AA-5	JAZZ SECURITIES DAC 4.375 01/15/2029	D		1	3.B FE	463,342	.93 0300	418,635	450,000	418,635	17,302	(2,600)			4.375	3.955	JJ	9,023	19,888	07/21/2021	01/15/2029

E10.50

ANNUAL STATEMENT FOR THE YEAR 2023 OF THE ZURICH AMERICAN INSURANCE COMPANY

SCHEDULE D - PART 1

Showing All Long-Term BONDS Owned December 31 of Current Year

1	2	Codes			6	7	Fair Value		10	11	Change in Book/Adjusted Carrying Value				Interest					Dates	
		3	4	5			8	9			12	13	14	15	16	17	18	19	20	21	22
CUSIP Identification	Description	C o d e	F o r e i g n	B o n d C h a r	NAIC Designation, NAIC Designation Modifier and SVO Administrative Symbol	Actual Cost	Rate Used to Obtain Fair Value	Fair Value	Par Value	Book/ Adjusted Carrying Value	Unrealized Valuation Increase/ (Decrease)	Current Year's (Amortization)/ Accretion	Current Year's Other Than-Temporary Impairment Recognized	Total Foreign Exchange Change in Book/ Adjusted Carrying Value	Rate of	Effective Rate of	When Paid	Admitted Amount Due and Accrued	Amount Received During Year	Acquired	Stated Contractual Maturity Date
47233J-GT-9	JEFFERIES FIN GROUP INC 2.625 10/15/2031			1	2.B FE	829,777	.82	656,000	840,000	831,808	28,111		923		2.625	2.784	AO	4,655	22,050	10/07/2021	10/15/2031
475795-AC-4	JELD-WEN INC 4.625 12/15/2025			1	4.B FE	431,437	.97	450,000	441,000	423,031		3,636			4.625	5.776	JD	906	17,113	09/05/2023	12/15/2025
475795-AD-2	JELD-WEN INC 4.875 12/15/2027			1	4.B FE	172,130	.95	172,130	206,000	179,113	18,507		5,257		4.875	9.013	JD	446	10,043	11/22/2022	12/15/2027
478045-AA-5	JOHN SEVIER COMB CYCLE 4.625 01/15/2042			1	1.C FE	8,124,882	.93	9,430,000	8,124,882	8,124,315		(96)			4.625	4.626	JJ	174,356	380,591	01/10/2012	01/15/2042
47837R-AA-8	JOHNSON CONTROLS/TYCO FI 1.75 09/15/2030 Joshua Green Corp & Fourth Ave Inv Co 3.84			D	2.B FE	418,694	.83	440,000	420,000	419,111		117			1.750	1.792	MS	2,164	7,350	09/08/2020	09/15/2030
48104*-AA-2	07/17/2032 Privat				2.A PL	9,968,078	.88	6945,000	9,968,078	9,967,117		(156)			3.840	3.876	JJ	173,312	382,774	07/17/2017	07/17/2032
48121@-AD-3	JRD Holdings LLC 4.13 03/27/24 Private				2.B PL	1,065,000	.99	3744,000	1,065,000	1,064,947		50			4.130	4.130	MS	11,485	43,985	03/27/2014	03/27/2024
48121@-AH-4	JRD HOLDINGS LLC 2.63 11/18/2030 PRIVATE				2.B PL	10,000,000	.85	2113,000	10,000,000	9,999,836		9			2.630	2.647	MM	30,683	263,000	11/18/2020	11/18/2030
48121@-AL-5	JRD HOLDINGS LLC 2.3 11/18/2030 Private				2.B PL	10,000,000	.90	1007,000	10,000,000	9,957,049		(14,049)			2.300	2.312	MM	26,833	230,000	11/17/2020	11/18/2030
48242W-AC-0	KBR INC 4.75 09/30/2028			1	3.C FE	290,822	.92	8350,000	296,000	273,827	13,840		428		4.750	6.577	MS	3,554	13,443	11/14/2023	09/30/2028
482490-AL-4	KLA CORP 4.65 07/15/2032			1	1.F FE	735,295	1.01	8230,000	735,000	735,345		(28)			4.650	4.698	JJ	15,760	36,266	06/21/2022	07/15/2032
48255G-AA-3	KKR GROUP FINAN CO X11 4.85 05/17/2032			1	1.F FE	1,265,517	.97	4960,000	1,270,000	1,266,724		98			4.850	4.955	MM	7,528	61,595	05/10/2022	05/17/2032
48268@-AV-6	KPMG LLP 3.51 12/30/2034 Private			C	1.E	12,800,000	.85	3113,000	12,800,000	12,799,739		(182)			3.510	3.539	JD	224,640	224,640	11/25/2019	12/30/2034
483007-AJ-9	KAISER ALUMINUM CORP 4.625 03/01/2028			1	3.C FE	340,121	.92	6380,000	378,000	347,481	10,030		6,066		4.625	6.984	MS	5,828	17,483	11/18/2022	03/01/2028
483007-AL-4	KAISER ALUMINUM CORP 4.5 06/01/2031			1	3.C FE	298,968	.86	2210,000	336,000	286,592	13,175		2,503		4.500	6.350	JD	1,260	13,343	08/03/2023	06/01/2031
48666K-BA-6	KB HOME 7.25 07/15/2030			1	3.B FE	81,000	1.03	9550,000	81,000	81,162	2,540		(40)		7.250	7.379	JJ	2,708	6,248	06/07/2022	07/15/2030
487836-BU-1	KELLANOVA 3.4 11/15/2027			1	2.B FE	347,334	.95	9130,000	325,000	336,171		(2,929)			3.400	2.442	MM	1,412	11,050	01/24/2020	11/15/2027
48850P-AA-2	KEN GARFF AUTOMOTIVE LL 4.875 09/15/2028			1	4.A FE	177,890	.94	9350,000	179,000	169,934	19,771		105		4.875	5.053	MS	2,569	8,726	03/18/2022	09/15/2028
49071*-AA-9	Kent Corporation 3.91 12/15/2029 PRIVATE				2.C YE	11,250,000	.95	7756,000	11,250,000	11,249,196		39			3.910	3.968	MJSD	19,550	439,875	08/25/2016	12/15/2029
49177J-AB-8	KENVUE INC 5.5 03/22/2025			1	1.F FE	941,086	1.00	8020,000	920,000	933,109		(7,977)			5.500	4.294	MS	13,915	25,300	04/05/2023	03/22/2025
49327M-3H-5	KEY BANK NA 5 01/26/2033			1	2.A FE	2,871,758	.93	2290,000	2,885,000	2,872,224		466			5.000	5.123	JJ	62,108	72,125	02/06/2023	01/26/2033
49436@-BZ-5	KIMBERLY-CLARK CORP 3.2 04/25/2029			1	1.F FE	685,832	.94	6620,000	687,000	686,320		101			3.200	3.246	AO	4,030	21,984	04/23/2019	04/25/2029
49446R-AU-3	KIMCO REALTY OP LLC 3.3 02/01/2025			1	2.A FE	1,169,162	.97	7150,000	1,171,000	1,170,547		94			3.300	3.349	FA	16,101	38,643	08/01/2017	02/01/2025
49446R-AZ-2	KIMCO REALTY OP LLC 3.2 04/01/2032			1	2.A FE	2,316,300	.86	8580,000	2,320,134	2,320,828		1,451			3.200	3.320	AO	18,680	74,720	02/15/2022	04/01/2032
49456@-AX-9	KINDER MORGAN INC 5.2 06/01/2033			1	2.B FE	89,715	.99	2300,000	89,760	89,760		45			5.200	5.309	JD	390	3,913	01/26/2023	06/01/2033
49461M-AA-8	KINETIK HOLDINGS LP 5.875 06/15/2030			1	3.A FE	497,468	.98	4030,000	524,000	496,626	23,562		825	18,532	5.875	6.945	JD	1,368	30,785	12/06/2022	06/15/2030
49461M-AB-6	KINETIK HOLDINGS LP 6.625 12/15/2028			1	3.A FE	90,450	1.02	1020,000	90,000	90,426		(24)			6.625	6.610	JD	414	1,111	12/15/2023	12/15/2028
49803#-AB-8	Kite Realty Group, L.P. 4.47 09/10/25 Private				2.C	7,695,000	.96	8737,000	7,695,000	7,694,817		(142)			4.470	4.470	MS	105,101	343,967	09/10/2015	09/10/2025
498894-AA-2	KNIFE RIVER CORP 7.75 05/01/2031			1	3.C FE	125,700	1.06	1420,000	125,000	125,820		120			7.750	7.799	MM	1,615	4,978	06/28/2023	05/01/2031
50050N-AA-1	KOFTOR BRANDS INC 4.125 11/15/2029			1	3.C FE	140,000	.90	6670,000	140,000	126,934	14,303		(43)		4.125	4.167	MM	738	5,775	11/10/2021	11/15/2029
50067P-AA-7	KORN/FERRY INTERNATIONA 4.625 12/15/2027			1	3.C FE	236,084	.96	4990,000	227,000	219,053	15,045		(4,324)		4.625	3.973	JD	467	10,499	04/23/2021	12/15/2027
500769-JG-0	KFW 0.75 09/30/2030			D	1.A FE	32,057,536	.81	2050,000	32,850,000	32,287,551		79,086			0.750	1.020	MS	61,594	246,375	04/29/2021	09/30/2030
500769-JQ-8	KFW 1 10/01/2026			D	1.A FE	86,766,652	.91	9810,000	90,050,000	88,036,119		700,196			1.000	1.853	AO	225,125	900,500	04/05/2022	10/01/2026
501044-DC-2	KROGER CO 3.5 02/01/2026			1	2.A FE	544,824	.97	3070,000	544,919	555,457		1,992			3.500	3.936	FA	8,167	19,600	02/12/2018	02/01/2026
501044-DQ-1	KROGER CO 1.7 01/15/2031			1	2.B FE	149,657	.80	8120,000	150,000	149,781		28			1.700	1.732	JJ	1,176	2,550	01/05/2021	01/15/2031
50152#-AP-2	KWIK TRIP INC 2.5 11/24/2032 Private				2.C PL	5,423,740	.86	3175,000	5,423,740	5,423,375		27			2.500	2.524	FMAN	13,936	135,594	07/30/2021	11/24/2032
50168A-AB-6	LABL INC 6.75 07/15/2026			1	4.C FE	617,792	.97	4970,000	595,000	578,916	19,697		(5,573)		6.750	6.119	JJ	18,519	40,163	12/06/2022	07/15/2026
50168Q-AC-9	LABL INC 5.875 11/01/2028			1	4.C FE	285,871	.90	6620,000	287,000	260,200	14,712		28		5.875	6.041	MM	2,810	16,861	03/21/2022	11/01/2028
50168Q-AE-5	LABL INC 9.5 11/01/2028			2	4.C FE	443,001	1.01	7450,000	439,000	442,373	(201)		(427)		9.500	9.495	MM	6,951	24,096	06/02/2023	11/01/2028
501797-AL-8	BATH & BODY WORKS INC 6.875 11/01/2035			1	3.B FE	78,617	1.01	1800,000	79,932	78,485		4,453			6.875	6.902	MM	905	5,431	11/22/2022	11/01/2035
501797-AM-6	BATH & BODY WORKS INC 6.75 07/01/2036			1	3.B FE	42,231	1.00	9330,000	42,392	41,762		(8)			6.750	6.854	JJ	1,418	2,835	11/22/2022	07/01/2036
501797-AW-4	BATH & BODY WORKS INC 6.625 10/01/2030			1	3.B FE	358,125	1.02	3080,000	375,000	359,219		1,094			6.625	7.560	AO	6,211	12,422	04/25/2023	10/01/2030
50187T-AH-9	LGI HOMES INC 8.75 12/15/2028			1	3.C FE	63,000	1.06	2100,000	63,000	63,033		33			8.750	8.937	JD	6,113	12,422	11/17/2023	12/15/2028
50190E-AA-2	LGM INVESTMENTS HOLDING 4.875 05/01/2029			1	4.B FE	417,143	.93	1030,000	410,000	381,722	52,021		(1,464)		4.875	4.662	MM	3,331	19,988	10/13/2021	05/01/2029

E10.51

ANNUAL STATEMENT FOR THE YEAR 2023 OF THE ZURICH AMERICAN INSURANCE COMPANY

SCHEDULE D - PART 1

Showing All Long-Term BONDS Owned December 31 of Current Year

1	2	Codes			6	7	Fair Value		10	11	Change in Book/Adjusted Carrying Value				Interest					Dates	
		3	4	5			8	9			12	13	14	15	16	17	18	19	20	21	22
CUSIP Identification	Description	C o d e	F o r e i g n	B o n d C h a r	NAIC Designation, NAIC Designation Modifier and SVO Administrative Symbol	Actual Cost	Rate Used to Obtain Fair Value	Fair Value	Par Value	Book/ Adjusted Carrying Value	Unrealized Valuation Increase/ (Decrease)	Current Year's (Amortization)/ Accretion	Current Year's Other-Than-Temporary Impairment Recognized	Total Foreign Exchange Change in Book/ Adjusted Carrying Value	Rate of	Effective Rate of	When Paid	Admitted Amount Due and Accrued	Amount Received During Year	Acquired	Stated Contractual Maturity Date
50190E-AC-8	LCM INVESTMENTS HOLDINGS 8.25 08/01/2031			1	4.B FE	219,551	104.2300	228,264	219,000	219,745		194			8.250	8.374	FA	7,779		07/20/2023	08/01/2031
50201D-AA-1	LCPR SR SECURED FIN DAC 6.75 10/15/2027	D		1	4.A FE	185,500	97.8570	195,714	200,000	186,658		1.158			6.750	9.052	AO	2,813	6,750	08/07/2023	10/15/2027
502175-C*-1	LTC Properties, Inc. 4.50% 09/03/2030 Private				2.C	8,200,500	95.9609	7,869,274	8,200,500	8,199,787					4.500	4.500	FMAN	31,777	369,023	08/31/2015	09/03/2030
50220P-AB-9	LSEGA FINANCING PLC 1.375 04/06/2026	D		1	1.G FE	998,990	92.3070	923,070	1,000,000	999,701		109			1.375	1.400	AO	3,208	13,750	03/25/2021	04/06/2026
502431-AL-3	L3HARRIS TECH INC 3.85 12/15/2026			1	2.B FE	1,044,455	97.9320	1,003,803	1,025,000	1,032,619		(2,664)			3.850	3.595	JD	1,754	39,463	05/05/2020	12/15/2026
50540R-AQ-5	LABORATORY CORP OF AMER 3.6 02/01/2025			1	2.B FE	496,790	98.3050	476,779	485,000	487,056		(2,671)			3.600	3.082	FA	7,275	17,460	10/21/2019	02/01/2025
51222*-AA-3	Lakeview Green Energy 7.16 10/01/29 Private				2.A	3,053,312	104.2417	3,182,825	3,053,312	3,052,986		(10)			7.160	6.159	JAJO	54,654	297,423	11/24/2009	10/01/2029
512807-AS-7	LAM RESEARCH CORP 3.75 03/15/2026			1	1.G FE	579,356	98.2250	569,705	580,000	579,839		5			3.750	3.802	MS	6,404	21,750	02/25/2019	03/15/2026
513272-AC-8	LAMB WESTON HLD 4.875 05/15/2028			1	3.C FE	415,265	97.7890	390,178	399,000	385,984	11,088	(2,327)			4.875	4.401	MN	2,485	19,451	11/22/2022	05/15/2028
513272-AD-6	LAMB WESTON HLD 4.125 01/31/2030			1	3.C FE	818,894	92.2530	797,988	865,000	792,752	21,848	6,142			4.125	5.079	JJ	14,966	33,846	03/06/2023	01/31/2030
513272-AE-4	LAMB WESTON HLD 4.375 01/31/2032			1	3.C FE	218,177	90.7500	222,338	245,000	216,529	2,558	1,646			4.375	6.107	JJ	4,496	4,397	08/25/2023	01/31/2032
516806-AG-1	VITAL ENERGY INC 10.125 01/15/2028			1	4.C FE	213,473	102.7760	212,857	211,000	213,231		(241)			10.125	9.995	JJ	9,851		12/19/2023	01/15/2028
516806-AJ-5	VITAL ENERGY INC 9.75 10/15/2030			1	4.C FE	179,710	102.8120	187,118	182,000	179,980		269			9.750	10.255	AO	3,746	986	09/18/2023	10/15/2030
521865-BC-8	LEAR CORP 2.6 01/15/2032			1	2.B FE	693,478	81.5700	579,147	710,000	696,371		1,483			2.600	2.888	JJ	8,512	18,460	01/05/2022	01/15/2032
52473N-AA-6	LEGENDS HOSPITALITY HOLD 5 02/01/2026			1	4.C FE	304,966	99.7810	301,339	302,000	300,981	32,872	(842)			5.000	4.849	FA	6,292	15,100	03/18/2022	02/01/2026
52532X-AH-8	LEIDOS INC 2.3 02/15/2031			1	2.C FE	838,571	83.3840	700,426	840,000	838,969		102			2.300	2.340	FA	7,299	19,320	06/23/2021	02/15/2031
527298-BN-2	LEVEL 3 FINANCING INC 4.625 09/15/2027			1	5.A FE	868,889	60.3470	630,023	1,044,000	630,023	(205,676)	14,676			4.625	10.144	MS	14,217	33,115	08/14/2023	09/15/2027
527298-BP-7	LEVEL 3 FINANCING INC 3.4 03/01/2027			1	4.B FE	697,677	93.3980	787,345	843,000	723,428	4,340	23,699			3.400	8.824	MS	9,554	21,097	06/07/2023	03/01/2027
527298-BR-3	LEVEL 3 FINANCING INC 4.25 07/01/2028			1	5.A FE	147,750	49.6820	104,332	210,000	104,332	(51,097)	7,679			4.250	12.204	JJ	4,463	4,463	02/15/2023	07/01/2028
527298-BS-1	LEVEL 3 FINANCING INC 3.625 01/15/2029			1	5.A FE	123,399	42.0150	54,620	130,000	54,620	(41,323)	835			3.625	4.799	JD	209	4,713	12/06/2022	01/15/2029
527298-BU-6	LEVEL 3 FINANCING INC 10.5 05/15/2030			1	4.B FE	618,810	96.8970	609,482	629,000	609,120	(10,363)	673			10.500	11.117	MN	8,439	41,278	06/26/2023	05/15/2030
52736R-BJ-0	LEVI STRAUSS & CO 3.5 03/01/2031			1	3.A FE	194,833	87.0060	194,893	224,000	194,045	12,461	2,697			3.500	5.481	MS	2,613	7,630	06/02/2023	03/01/2031
53190F-AA-3	LIFE TIME INC 5.75 01/15/2026			1	3.C FE	509,917	99.1540	499,736	504,000	498,362	28,785	(1,844)			5.750	5.613	JJ	13,363	27,226	03/29/2023	01/15/2026
531968-AA-3	LIGHT & WONDER INTL INC 7.5 09/01/2031			1	4.A FE	175,000	103.9300	181,878	175,000	175,405		405			7.500	7.637	MS	4,667		08/09/2023	09/01/2031
53219L-AS-8	LEGACY LIFEPPOINT HEALTH 4.375 02/15/2027			1	4.B FE	222,773	92.6090	213,927	231,000	211,482	14,541	1,483			4.375	5.514	FA	3,818	9,100	03/01/2023	02/15/2027
53219L-AV-1	LIFEPPOINT HEALTH INC 9.875 08/15/2030			1	4.B FE	264,653	101.1040	267,926	265,000	265,434		782			9.875	10.144	FA	9,959		08/03/2023	08/15/2030
53219L-AW-9	LIFEPPOINT HEALTH INC 11 10/15/2030			1	4.B FE	319,000	104.9740	334,867	319,000	319,785		785			11.000	11.301	AO	7,895		09/29/2023	10/15/2030
532457-BH-0	ELI LILLY & CO 2.75 06/01/2025			1	1.E FE	189,925	97.3360	179,098	184,000	185,293		(1,110)			2.750	2.159	JD	422	5,060	09/11/2019	06/01/2025
53359#-AC-6	Lincoln Electric Holdings, Inc. 3.61 Private				2.A	7,500,000	88.9037	6,667,777	7,500,000	7,499,433		(58)			3.610	3.610	AO	67,688	270,750	04/01/2015	04/01/2035
534187-BE-8	LINCOLN NATIONAL CORP 3.35 03/09/2025			1	2.B FE	3,296,717	97.4630	3,218,228	3,302,000	3,300,680		480			3.350	3.369	MS	34,414	110,617	03/04/2015	03/09/2025
534187-BH-1	LINCOLN NATIONAL CORP 3.8 03/01/2028			1	2.B FE	433,986	96.0290	417,726	435,000	434,583		82			3.800	3.865	JD	1,378	16,530	02/07/2018	03/01/2028
535219-AA-7	LINDBLAD EXPEDITIONS HO 9 05/15/2028			1	4.C FE	342,104	103.3300	350,289	339,000	342,426		323			9.000	8.949	MN	3,899	16,357	08/25/2023	05/15/2028
53523L-AA-8	LINDBLAD EXPEDITIONS LLC 6.75 02/15/2027			1	4.C FE	276,439	100.0800	276,221	276,000	276,138	25,993	(261)			6.750	6.819	FA	7,038	18,630	04/19/2022	02/15/2027
53621#-AQ-9	Lion Industrial Trust 3.05 10/15/2029 Private				2.A	700,000	88.9657	622,760	700,000	699,997		(1)			3.050	3.073	AO	4,448	21,350	10/15/2019	10/15/2029
53621#-AR-7	LION INDUSTRIAL TRUST 3.05 12/19/2029 Private				2.A	1,300,000	88.1250	1,145,625	1,300,000	1,299,994		(2)			3.050	3.073	JD	1,212	39,650	12/19/2019	12/19/2029
53621#-AS-5	Lion Industrial Trust 3.25 10/15/2034 Private				2.A	2,300,000	81.6032	1,876,874	2,300,000	2,299,954		(10)			3.250	3.276	AO	15,573	74,750	10/15/2019	10/15/2034
53621#-AT-3	LION INDUSTRIAL TRUST 3.25 12/19/2034 Private				2.A	1,600,000	80.5759	1,289,214	1,600,000	1,599,993		(2)			3.250	3.276	JD	1,589	52,000	12/19/2019	12/19/2034
536797-AF-0	LITHIA MOTORS INC 4.375 01/15/2031			1	3.B FE	236,625	91.0330	208,466	229,000	207,276	21,186	(1,834)			4.375	4.071	JJ	4,620	10,019	11/22/2022	01/15/2031
538034-AK-5	LIVE NATION ENTERTAINME 4.875 11/01/2024			1	4.B FE	193,480	99.1540	189,384	191,000	189,350	3,610	231			4.875	4.549	MN	1,552	9,311	12/06/2022	11/01/2024
538034-AN-9	LIVE NATION ENTERTAINME 5.625 03/15/2026			1	4.B FE	345,459	99.0980	334,951	338,000	332,948	14,020	(2,882)			5.625	5.343	MS	5,598	16,116	09/21/2023	03/15/2026
538034-AR-0	LIVE NATION ENTERTAINMEN 4.75 10/15/2027			1	4.B FE	965,455	96.0580	984,595	1,025,000	959,165	29,547	9,836			4.750	6.339	AO	10,278	48,688	03/23/2023	10/15/2027
538034-AV-1	LIVE NATION ENTERTAINMEN 6.5 05/15/2027			1	3.C FE	2,151,287	101.7830	2,098,765	2,062,000	2,077,185	81,640	(23,523)			6.500	5.710	MN	17,126	134,030	03/17/2023	05/15/2027
538034-AX-7	LIVE NATION ENTERTAINMEN 3.75 01/15/2028			1	3.C FE	393,181	93.7890	394,852	421,000	384,600	19,468	4,659			3.750	5.376	JJ	7,280	15,788	11/18/2022	01/15/2028

E10.52

ANNUAL STATEMENT FOR THE YEAR 2023 OF THE ZURICH AMERICAN INSURANCE COMPANY

SCHEDULE D - PART 1

Showing All Long-Term BONDS Owned December 31 of Current Year

1	2	Codes			6	7	Fair Value		10	11	Change in Book/Adjusted Carrying Value				Interest					Dates	
		3	4	5			8	9			12	13	14	15	16	17	18	19	20	21	22
CUSIP Identification	Description	C o d e	F o r e i g n	B o n d C h a r	NAIC Designation, NAIC Designation Modifier and SVO Administrative Symbol	Actual Cost	Rate Used to Obtain Fair Value	Fair Value	Par Value	Book/ Adjusted Carrying Value	Unrealized Valuation Increase/ (Decrease)	Current Year's (Amortization)/ Accretion	Current Year's Other-Than-Temporary Impairment Recognized	Total Foreign Exchange Change in Book/ Adjusted Carrying Value	Rate of	Effective Rate of	When Paid	Admitted Amount Due and Accrued	Amount Received During Year	Acquired	Stated Contractual Maturity Date
53839E-AD-6	Living spaces furniture LLC 3.32 07/29/2035				2.C Z	9,100,000	84.6649	7,704,504	9,100,000	9,099,837	2,368,739	(39)			3.320	3.361	JAJO	75,530	302,120	07/30/2021	07/29/2035
539439-AX-7	LLOYDS BANKING GROUP PLC VAR 03/06/2029	D	2,5		1.G FE	4,000,000	102.4880	4,099,520	4,000,000	4,004,519		4,519			5.871	5.957	MS	74,366	117,420	02/27/2023	03/06/2029
53944Y-AD-5	LLOYDS BANKING GROUP PLC 3.75 01/11/2027	D			1.G FE	9,799,547	96.0330	9,116,413	9,493,000	9,679,601		(60,050)			3.750	3.110	JJ	168,105	355,988	08/26/2021	01/11/2027
539830-BH-1	LOCKHEED MARTIN CORP 3.55 01/15/2026		1		1.G FE	524,980	98.2290	487,216	496,000	501,398		(2,992)			3.550	2.945	JJ	8,119	17,608	10/13/2022	01/15/2026
539830-BU-2	LOCKHEED MARTIN CORP 4.95 10/15/2025		1		1.G FE	259,116	100.8460	257,157	255,000	257,893		(1,222)			4.950	4.309	AO	2,665	12,307	04/11/2023	10/15/2025
539830-BW-8	LOCKHEED MARTIN CORP 5.25 01/15/2033		1		1.G FE	1,841,683	105.7970	1,851,448	1,750,000	1,833,574		(7,617)			5.250	4.644	JJ	42,365	66,609	12/19/2022	01/15/2033
54054*-AA-0	LOGAN BORROWER LLC 2.18 02/15/2025 PRIVATE				2.B	2,751,520	97.4924	2,682,525	2,751,520	2,751,317		158			2.180	2.196	MON	2,666	60,037	03/31/2022	02/15/2025
54388*-AN-9	LORAM MAINTENANCE OF WAY, INC. 3.64 12/09/2027 PRIVATE				3.A YE	3,712,000	95.2200	3,534,568	3,712,000	3,534,568	11,064	7			3.640	3.690	MUSD	8,632	170,901	02/12/2018	12/09/2027
548661-DR-5	LOWE'S COS INC 3.65 04/05/2029		1		2.A FE	2,601,506	96.2380	2,455,994	2,552,000	2,585,142		(6,349)			3.650	3.415	AO	22,252	93,148	04/06/2022	04/05/2029
548661-DY-0	LOWE'S COS INC 1.7 10/15/2030		1		2.A FE	477,165	82.9280	397,225	479,000	477,931		144			1.700	1.750	AO	1,719	8,143	10/07/2020	10/15/2030
548661-EA-1	LOWE'S COS INC 2.625 04/01/2031		1		2.A FE	2,031,140	87.4410	1,748,820	2,000,000	2,024,360		(3,186)			2.625	2.452	AO	13,125	52,500	11/22/2021	04/01/2031
54949E-AM-1	LUCK STONE CORPORATION 3.99 01/20/2033 PRIVATE				3.A Z	7,708,333	94.5178	7,285,748	7,708,333	7,285,748	37,093	43			3.990	5.095	JAJO	60,658	307,563	01/30/2018	01/20/2033
550241-AA-1	LUMEN TECHNOLOGIES INC 5.375 06/15/2029		1		5.C FE	200,000	30.2120	60,434	200,000	60,434	(85,711)	(75)			5.375	5.447	JD	478	10,750	06/02/2021	06/15/2029
55261F-AQ-7	M&T BANK CORPORATION VAR 08/16/2028		1,5		2.A FE	1,480,000	96.4520	1,427,490	1,480,000	1,480,699		(245)			4.553	4.605	FA	25,269	67,384	08/09/2022	08/16/2028
55261F-AR-5	M&T BANK CORPORATION VAR 01/27/2034		1,5		2.A FE	840,000	94.6380	794,959	840,000	840,920		920			5.053	5.116	JJ	18,157	21,223	01/24/2023	01/27/2034
55294F-AR-6	MDU ENERGY CAPITAL, LLC. 4.31 10/01/30 Private				2.B YE	10,640,000	93.8088	9,981,258	10,640,000	10,640,663		138			4.310	4.310	JAJO	113,372	458,584	10/01/2015	10/01/2030
552953-CE-9	MGM RESORTS INTL 5.75 06/15/2025		1		4.A FE	633,890	99.7890	624,679	626,000	622,719	16,020	(1,686)			5.750	5.598	JD	1,600	35,995	12/06/2022	06/15/2025
552953-CF-6	MGM RESORTS INTL 5.5 04/15/2027		1		4.A FE	839,947	99.1220	856,010	910,000	856,038	6,934	13,859			5.500	7.712	AO	10,566	50,050	12/06/2022	04/15/2027
552953-CG-4	MGM RESORTS INTL 6.75 05/01/2025		1		4.A FE	118,493	99.8500	119,820	120,000	118,987	(80)	568			6.750	7.460	MN	1,350	8,100	12/06/2022	05/01/2025
55335E-AD-0	MEPT EDGEMOOR LP 3.62 04/27/2024 PRIVATE				2.B	7,000,000	99.1548	6,940,835	7,000,000	6,998,400		(232)			3.620	3.650	AO	44,345	253,400	04/27/2017	04/27/2024
55336V-AK-4	MPLX LP 4.125 03/01/2027		1		2.B FE	1,492,449	97.8150	1,408,536	1,440,000	1,463,174		(7,465)			4.125	3.583	MS	19,800	59,400	12/09/2019	03/01/2027
55336V-AR-1	MPLX LP 4 03/15/2028		1		2.B FE	1,435,525	96.5130	1,391,717	1,442,000	1,439,007		588			4.000	4.095	MS	16,984	57,680	02/05/2018	03/15/2028
55336V-AS-9	MPLX LP 4.8 02/15/2029		1		2.B FE	1,626,739	99.3690	1,500,472	1,510,000	1,575,376		(12,136)			4.800	3.880	FA	27,381	72,490	06/27/2019	02/15/2029
55336V-BU-3	MPLX LP 4.95 09/01/2032		1		2.B FE	696,031	97.8800	685,160	700,000	696,598		306			4.950	5.085	MS	11,550	36,575	08/08/2022	09/01/2032
55336V-BV-1	MPLX LP 5 03/01/2033		1		2.B FE	515,684	97.9170	509,168	520,000	516,363		679			5.000	5.171	MS	8,667	14,589	02/02/2023	03/01/2033
55337P-AA-0	M/WD HLDCO I I/M/WD FIN 5.5 02/01/2030		1		4.B FE	192,948	88.6450	194,133	219,000	190,972	12,275	2,724			5.500	7.830	FA	5,019	12,045	11/22/2022	02/01/2030
55342U-AJ-3	MPT OPER PARTNERSP/FINL 4.625 08/01/2029		1		3.C FE	531,359	72.5360	412,004	568,000	412,004	(32,358)	4,349			4.625	5.839	FA	10,946	26,894	10/06/2022	08/01/2029
55342U-AM-6	MPT OPER PARTNERSP/FINL 3.5 03/15/2031		1		3.C FE	9,831	62.6520	8,771	14,000	8,771	(1,224)	364			3.500	8.761	MS	144	490	11/18/2022	03/15/2031
55349E-BE-4	MSA Safety Incorporated 2.69 07/01/2036 Private				2.C YE	12,000,000	83.7726	10,052,714	12,000,000	11,999,840		(64)			2.690	2.717	JAJO	80,700	322,800	07/01/2021	07/01/2036
55608J-AA-5	MACQUARIE GROUP LTD VAR 11/28/2028	D	2,5		1.F FE	3,957,000	93.7050	3,707,907	3,957,000	3,958,098		(373)			3.763	3.798	MN	13,236	148,902	11/20/2017	11/28/2028
55608J-BG-2	MACQUARIE GROUP LTD VAR 11/09/2033	D	2,5		1.F FE	4,000,000	101.7330	4,069,320	4,000,000	4,003,111		(311)			5.491	5.567	MN	31,116	219,640	08/02/2022	11/09/2033
55608P-BJ-2	MACQUARIE BANK LTD 3.231 03/21/2025	D			1.E FE	2,000,000	97.7410	1,954,820	2,000,000	2,000,379		(353)			3.231	3.257	MS	17,771	64,620	03/15/2022	03/21/2025
55760L-AA-5	MADISON IAQ LLC 4.125 06/30/2028		1		4.C FE	841,829	91.2140	799,947	877,000	791,128	55,679	5,119			4.125	5.088	JD	18,189	18,088	12/06/2022	06/30/2028
55903V-BB-8	WARNERMEDIA HOLDINGS IN 4.054 03/15/2029		1		2.C FE	570,000	94.7190	539,898	570,000	570,187		(57)			4.054	4.095	MS	6,804	23,108	05/01/2023	03/15/2029
55903V-BC-6	WARNERMEDIA HOLDINGS IN 4.279 03/15/2032		1		2.C FE	1,136,805	91.4200	1,156,463	1,265,000	1,151,964		10,525			4.279	6.682	MS	15,938	54,129	05/01/2023	03/15/2032
559665-AA-2	MAGNOLIA OIL GAS/MAG FIN 6 08/01/2026		1		4.A FE	25,970	97.9470	27,425	28,000	26,623		454			6.000	8.288	FA	700	1,680	07/11/2022	08/01/2026
56081F-AQ-3	Major League Baseball Trust 3.31 12/10/25 Private				1.F FE	3,050,000	95.9164	2,925,451	3,050,000	3,049,760		(26)			3.310	3.310	JD	5,889	151,433	05/10/2013	12/10/2025
56081F-CC-2	MLB FACILITY 3.25 12/10/2029 Private				1.F FE	6,500,000	93.2875	6,063,688	6,500,000	6,499,859		30			3.250	3.278	JD	11,736	211,250	07/10/2020	12/10/2029
56081F-AB-0	MLB FACILITY 3.64 12/10/2043 Private				1.G FE	1,100,000	87.0441	957,485	1,100,000	1,096,671		(1,170)			3.640	3.673	JD	2,186	40,040	07/10/2019	12/10/2043
56081F-AC-8	MLB FACILITY 3.61 12/10/2044 Private				1.G FE	3,116,740	86.7062	2,702,406	3,116,740	3,116,578		(5)			3.610	3.643	JD	6,563	112,514	07/10/2019	12/10/2044
56081F-AD-6	MLB FACILITY 3.64 12/10/2043 Private				1.G FE	1,900,000	87.5456	1,663,366	1,900,000	1,899,872		(7)			3.640	3.673	JD	4,034	69,160	10/10/2019	12/10/2043
570535-AR-5	MARKEL GROUP INC 3.5 11/01/2027		1		2.B FE	84,816	95.2100	80,929	85,000	84,917		17			3.500	3.557	MN	496	2,975	10/30/2017	11/01/2027
571676-AJ-4	MARS INC 0.875 07/16/2026		1		1.E FE	1,820,900	91.2100	1,660,022	1,820,000	1,820,372		(166)			0.875	0.868	JJ	7,299	15,925	07/14/2020	07/16/2026

E10.53

ANNUAL STATEMENT FOR THE YEAR 2023 OF THE ZURICH AMERICAN INSURANCE COMPANY

SCHEDULE D - PART 1

Showing All Long-Term BONDS Owned December 31 of Current Year

1	2	Codes			6	7	Fair Value		10	11	Change in Book/Adjusted Carrying Value				Interest					Dates	
		3	4	5			8	9			12	13	14	15	16	17	18	19	20	21	22
CUSIP Identification	Description	C o d e	F o r e i g n	B o n d C h a r	NAIC Designation, NAIC Designation Modifier and SVO Administrative Symbol	Actual Cost	Rate Used to Obtain Fair Value	Fair Value	Par Value	Book/ Adjusted Carrying Value	Unrealized Valuation Increase/ (Decrease)	Current Year's (Amortization)/ Accretion	Current Year's Other-Than-Temporary Impairment Recognized	Total Foreign Exchange Change in Book/ Adjusted Carrying Value	Rate of	Effective Rate of	When Paid	Admitted Amount Due and Accrued	Amount Received During Year	Acquired	Stated Contractual Maturity Date
571676-AT-2	MARS INC 4.55 04/20/2028			1	1.E FE	429,695	100.3330	431,432	430,000	429,795		101			4.550	4.618	AO	3,859	9,783	04/17/2023	04/20/2028
57169*-BA-4	MARS INC 3.34 09/27/2036 PRIVATE				1.E	2,230,000	85.3751	1,903,864	2,230,000	2,229,793		(21)			3.340	3.367	MS	19,241	74,482	09/27/2016	09/27/2036
57169*-BB-2	MARS INC 3.57 09/27/2041 PRIVATE				1.E	12,350,000	82.8445	10,231,300	12,350,000	12,349,450		(17)			3.570	3.601	MS	113,898	440,895	09/27/2016	09/27/2041
57169*-BJ-5	Mars Inc 3.63 03/29/2029 Private				1.E	7,500,000	94.2070	7,065,528	7,500,000	7,499,686		(7)			3.630	3.662	MS	68,819	272,250	03/29/2017	03/29/2029
571748-BG-6	MARSH & MCLENNAN COS IN 4.375 03/15/2029			1	1.G FE	1,736,329	99.4810	1,487,241	1,495,000	1,661,092		(31,609)			4.375	2.083	MS	19,259	65,406	11/17/2021	03/15/2029
571748-BR-2	MARSH & MCLENNAN COS INC 5.75 11/01/2032			1	1.G FE	1,807,169	107.5160	1,956,791	1,820,000	1,809,431		851			5.750	5.929	MN	17,442	104,941	10/24/2022	11/01/2032
571903-BE-2	MARRIOTT INTERNATIONAL 4.625 06/15/2030			1	2.B FE	1,123,937	98.3230	1,165,128	1,185,000	1,131,037		6,728			4.625	5.540	JD	2,436	54,806	12/01/2022	06/15/2030
571903-BL-6	MARRIOTT INTERNATIONAL 4.9 04/15/2029			1	2.B FE	543,026	100.5900	553,245	550,000	543,952		926			4.900	5.210	AO	5,689	14,823	03/23/2023	04/15/2029
573284-AT-3	MARTIN MARIETTA MATERIAL 3.5 12/15/2027				2.B FE	573,563	95.9510	551,718	575,000	574,658		74			3.500	3.561	JD	894	20,125	12/06/2017	12/15/2027
574599-BS-4	MASCO CORP 1.5 02/15/2028			1	2.B FE	868,573	87.4550	760,859	870,000	869,445		119			1.500	1.531	FA	4,930	13,050	02/18/2021	02/15/2028
575385-AD-1	MASONITE INTERNATIONAL 5.375 02/01/2028			1	3.B FE	317,219	96.6800	296,808	307,000	294,795		(3,043)			5.375	4.976	FA	6,876	16,501	11/22/2022	02/01/2028
575385-AE-9	MASONITE INTERNATIONAL C 3.5 02/15/2030				3.B FE	307,000	86.6140	265,905	307,000	265,905		(59)			3.500	3.530	FA	4,059	10,745	07/09/2021	02/15/2030
576323-AP-4	MASTEC INC 4.5 08/15/2028			1	2.C FE	534,520	93.9900	487,808	519,000	521,458		(4,503)			4.500	4.135	FA	8,823	23,355	11/23/2022	08/15/2028
576485-AE-6	MATADOR RESOURCES CO 5.875 09/15/2026			1	3.C FE	323,326	99.2000	321,408	324,000	321,408		8,832			5.875	6.024	MS	5,605	19,035	05/18/2022	09/15/2026
576485-AF-3	MATADOR RESOURCES CO 6.875 04/15/2028			1	3.C FE	194,981	101.8260	200,597	197,000	195,396		415			6.875	7.241	AO	2,859	6,922	06/01/2023	04/15/2028
57665R-AJ-5	MATCH GROUP HLD II LLC 5.625 02/15/2029			1	3.C FE	34,936	97.5410	37,066	38,000	35,383		407			5.625	7.385	FA	808	2,138	11/18/2022	02/15/2029
57665R-AL-0	MATCH GROUP HLD II LLC 4.125 08/01/2030			1	3.C FE	159,638	90.9800	149,207	164,000	149,207		373			4.125	4.504	FA	2,819	6,765	03/13/2020	08/01/2030
57665R-AN-6	MATCH GROUP HLD II LLC 4.625 06/01/2028				3.C FE	780,265	95.8970	777,725	811,000	758,261		26,541			4.625	5.695	JD	3,126	34,503	06/06/2023	06/01/2028
57701R-AJ-1	MATTAMY GROUP CORP 5.25 12/15/2027			A	3.C FE	148,000	96.9580	143,498	148,000	143,498		12,112			5.250	5.318	JD	345	7,770	11/20/2019	12/15/2027
57701R-AM-4	MATTAMY GROUP CORP 4.625 03/01/2030			A	3.C FE	211,174	92.7310	197,517	213,000	197,517		23,292			4.625	4.818	MS	3,284	9,851	03/18/2022	03/01/2030
577081-AU-6	MATTEL INC 6.2 10/01/2040				3.A FE	305,968	96.0800	234,435	244,000	234,435		25,917			6.200	4.294	AO	3,782	15,128	11/01/2021	10/01/2040
577081-AW-2	MATTEL INC 5.45 11/01/2041			1	3.A FE	62,540	89.5550	47,464	53,000	47,464		4,564			5.450	4.163	MN	481	2,889	10/21/2021	11/01/2041
577081-BD-3	MATTEL INC 5.875 12/15/2027			1	3.A FE	430,454	99.9160	404,660	405,000	402,481		15,371			5.875	4.880	JD	1,058	23,794	12/06/2022	12/15/2027
57763R-AB-3	MAUSER PACKAGING SOLUT 7.875 08/15/2026				4.B FE	3,735,017	101.5180	3,787,637	3,731,000	3,736,345		1,328			7.875	7.980	FA	110,997	150,989	07/12/2023	08/15/2026
57767X-AA-8	MCGRAW-HILL EDUCATION 5.75 08/01/2028			1	4.B FE	275,653	96.4390	274,851	285,000	269,836		28,660			5.750	6.596	FA	6,828	16,388	12/06/2022	08/01/2028
579780-AN-7	MCCORMICK & CO 3.4 08/15/2027			1	2.B FE	388,734	95.3940	369,175	387,000	387,586		(192)			3.400	3.374	FA	4,971	13,158	08/10/2017	08/15/2027
58013M-EY-6	MCDONALD'S CORP 3.7 01/30/2026				2.A FE	971,461	98.2470	957,908	975,000	973,982		559			3.700	3.792	JJ	15,131	36,075	06/27/2018	01/30/2026
58013M-FN-9	MCDONALD'S CORP 3.3 07/01/2025				2.A FE	162,943	97.7720	159,368	163,000	162,966		5			3.300	3.335	JJ	2,690	5,379	03/25/2020	07/01/2025
58174#-AE-4	MCKINSEY & CO INC 2.52 06/11/2025 Private				1.E PL	7,700,000	96.9632	7,466,169	7,700,000	7,699,954		(1)			2.520	2.536	JD	10,241	194,400	06/11/2020	06/11/2025
58502B-AE-6	PEDIATRIX MEDICAL GROUP 5.375 02/15/2030				3.C FE	215,000	90.0840	193,681	215,000	193,681		9,082			5.375	5.447	FA	4,366	11,556	02/02/2022	02/15/2030
58528#-FT-9	Meijer Inc 3.47 09/01/2037 Private				1.F	9,600,000	91.0143	8,737,375	9,600,000	9,557,191		(7,288)			3.470	3.431	MS	110,115	333,120	09/01/2017	09/01/2037
58646#-AR-5	Menasha Corporation 4.45 05/27/30 Private				2.A YE	4,800,000	96.4909	4,631,562	4,800,000	4,799,423		(79)			4.450	4.450	FIAN	20,173	213,600	05/27/2014	05/27/2030
58933Y-BC-8	MERCK & CO INC 1.7 06/10/2027			1	1.E FE	1,003,625	91.6890	1,008,276	1,085,000	1,028,716		15,172			1.700	3.396	JD	1,076	18,445	04/27/2022	06/10/2027
58933Y-BD-6	MERCK & CO INC 1.9 12/10/2028			1	1.E FE	1,249,090	89.8260	1,122,825	1,250,000	1,249,332		103			1.900	1.920	JD	1,385	23,750	12/14/2021	12/10/2028
58989V-2C-7	MET TOWER GLOBAL FUNDING 0.7 04/05/2024				1.D FE	357,869	98.5830	354,899	360,000	359,751		910			0.700	0.958	AO	602	2,820	11/29/2021	04/05/2024
59001A-AY-8	MERITAGE HOMES CORP 6 06/01/2025			1	2.C FE	225,411	100.1200	198,238	198,000	206,506		17,060			6.000	2.443	JD	990	11,880	04/23/2021	06/01/2025
59010Q-AB-2	MERLIN ENTERTAINMENTS 5.75 06/15/2026			D	4.B FE	381,000	98.7830	395,132	400,000	385,316		4,316			5.750	7.550	JD	958	23,000	03/13/2023	06/15/2026
59158R-BZ-0	METLIFE INC 4.55 03/23/2030			1	1.G FE	2,202,045	100.6730	2,225,880	2,211,000	2,205,991		674			4.550	4.652	MS	27,386	100,601	03/19/2020	03/23/2030
59217G-EZ-8	MET LIFE GLOB FUNDING I 3.3 03/21/2029				1.D FE	1,888,134	92.7750	1,772,003	1,910,000	1,898,361		2,773			3.300	3.522	MS	58,508	63,603	05/20/2022	03/21/2029
592688-D8-1	METTLER-TOLEDO INTERNATIONAL INC 2.83 07/22/2033 Private				2.B	4,300,000	85.8805	3,692,862	4,300,000	4,299,966		10			2.830	2.850	JJ	53,408	121,690	07/22/2021	07/22/2033
594918-BX-1	MICROSOFT CORP 2.875 02/06/2024			1	1.A FE	700,833	99.7280	698,096	700,000	699,943		(160)			2.875	2.868	FA	8,106	20,125	01/29/2019	02/06/2024
594918-CG-7	MICROSOFT CORP 3.4 09/15/2026			1	1.A FE	736,611	97.4810	653,123	670,000	704,510		(13,761)			3.400	1.361	MS	6,707	23,450	08/25/2021	09/15/2026
594972-AF-8	MICROSTRATEGY INC 6.125 06/15/2028			1	4.C FE	424,963	97.3050	434,953	447,000	421,893		74,666			6.125	7.488	JD	1,217	23,244	08/08/2023	06/15/2028
595112-BS-1	MICRON TECHNOLOGY INC 2.703 04/15/2032			1	2.C FE	3,536,585	83.7430	2,972,877	3,550,000	3,538,691		1,160			2.703	2.764	AO	20,257	95,957	11/16/2021	04/15/2032

E10.54

ANNUAL STATEMENT FOR THE YEAR 2023 OF THE ZURICH AMERICAN INSURANCE COMPANY

SCHEDULE D - PART 1

Showing All Long-Term BONDS Owned December 31 of Current Year

1	2	Codes			6	7	Fair Value		10	11	Change in Book/Adjusted Carrying Value				Interest					Dates	
		3	4	5			8	9			12	13	14	15	16	17	18	19	20	21	22
CUSIP Identification	Description	C o d e	F o r e i g n	B o n d C h a r	NAIC Designation, NAIC Designation Modifier and SVO Administrative Symbol	Actual Cost	Rate Used to Obtain Fair Value	Fair Value	Par Value	Book/ Adjusted Carrying Value	Unrealized Valuation Increase/ (Decrease)	Current Year's (Amortization)/ Accretion	Current Year's Other-Than-Temporary Impairment Recognized	Total Foreign Exchange Change in Book/ Adjusted Carrying Value	Rate of	Effective Rate of	When Paid	Admitted Amount Due and Accrued	Amount Received During Year	Acquired	Stated Contractual Maturity Date
59523U-AP-2	MID-AMERICA APARTMENTS 4.2 06/15/2028	1			1.G FE	1,662,145	.97	1,433,839	1,465,000	1,586,576	(27,367)				4.200	2.197	JD	2,735	61,530	03/09/2021	06/15/2028
59523U-AQ-0	MID-AMERICA APARTMENTS 3.95 03/15/2029	1			1.G FE	118,082	.97	210,116	120,000	118,476		253			3.950	4.265	MS	1,396	4,740	05/12/2022	03/15/2029
59565J-AA-9	MIDAS OPOC HOLDINGS LLC 5.625 08/15/2029	1			4.B FE	625,508	.92	212,600	651,000	592,757	50,384	2,608			5.625	6.515	FA	13,834	34,931	03/30/2023	08/15/2029
59565X-AC-4	MIDCONTINENT COMM & FIN 5.375 08/15/2027	1			4.C FE	465,064	.97	466,455	467,000	449,499	23,506	(534)			5.375	5.746	FA	9,483	21,876	03/02/2023	08/15/2027
59833D-AB-6	MIDWEST GING BOR/MWIG F1 4.875 05/01/2029	1			4.C FE	268,114	.93	101,248	248,500	248,500	20,688	(252)			4.875	4.869	MN	2,169	13,016	04/23/2021	05/01/2029
599191-AA-1	MILEAGE PLUS HLDINGS LLC 6.5 06/20/2027	1			2.C FE	173,954	100	176,428	175,925	175,108		726			6.500	6.706	MJSD	381	12,145	06/02/2023	06/20/2027
603051-AE-3	MINERAL RESOURCES LTD 9.25 10/01/2028	D			3.C FE	25,000	104	26,116	25,000	25,023		23			9.250	9.455	AO	559		09/28/2023	10/01/2028
603158-AA-4	MINERALS TECHNOLOGIES IN 5 07/01/2028	1			3.C FE	207,343	.95	88,198	207,000	198,472	11,261	(168)			5.000	5.051	JJ	5,175	10,350	03/21/2022	07/01/2028
606822-BN-3	MIITSUBISHI UFJ FIN GRP 2.193 02/25/2025	D			1.G FE	2,250,000	.96	513,217	2,250,000	2,250,061		(192)			2.193	2.205	FA	17,270	49,343	02/18/2020	02/25/2025
606822-BR-4	MIITSUBISHI UFJ FIN GRP 2.559 02/25/2030	D			1.G FE	5,000,000	.87	464,373	5,000,000	5,001,148		(230)			2.559	2.575	FA	44,783	127,950	02/18/2020	02/25/2030
606822-BU-7	MIITSUBISHI UFJ FIN GRP 2.048 07/17/2030	D			1.G FE	6,032,584	.83	92,812	5,930,000	5,999,487		(9,960)			2.048	1.865	JJ	55,326	121,446	08/26/2020	07/17/2030
606822-CK-8	MIITSUBISHI UFJ FIN GRP VAR 07/20/2033	D	2.5		1.G FE	7,750,000	101	147,788	7,750,000	7,757,266		(822)			5.133	5.198	JJ	177,908	397,808	07/11/2022	07/20/2033
606822-CT-9	MIITSUBISHI UFJ FIN GRP VAR 02/22/2031	D	2.5		1.G FE	3,726,740	102	201,376	3,715,000	3,727,858		1,118			5.475	5.496	FA	72,884	101,698	02/16/2023	02/22/2031
60687Y-AD-1	MIZUHO FINANCIAL GROUP 3.477 04/12/2026	D			1.G FE	475,839	.96	520,439	455,000	462,732		(3,261)			3.477	2.719	AO	3,428	15,820	10/21/2019	04/12/2026
60687Y-AW-9	MIZUHO FINANCIAL GROUP VAR 07/16/2025	D	2.5		1.G FE	1,122,650	.98	492,122	1,050,000	1,060,296		(18,919)			2.839	1.370	JJ	13,663	29,810	09/01/2020	07/16/2025
60687Y-BP-3	MIZUHO FINANCIAL GROUP VAR 05/22/2027	D	2.5		1.G FE	3,435,000	.91	130,297	3,435,000	3,435,179		(157)			1.234	1.236	MN	4,592	42,388	02/16/2021	05/22/2027
60687Y-BU-2	MIZUHO FINANCIAL GROUP 2.564 09/13/2031	D			2.B FE	990,000	.81	316,805	990,000	990,142		(52)			2.564	2.578	MS	7,615	25,384	09/08/2021	09/13/2031
617446-BL-6	MORGAN STANLEY VAR 01/22/2031	1	1.5		1.E FE	1,306,000	.87	424,136	1,306,000	1,306,262		(53)			1.699	2.717	JJ	15,568	35,249	11/23/2022	01/22/2031
617446-80-5	MORGAN STANLEY VAR 04/28/2026	1	1.5		1.E FE	9,517,770	.95	950,550	9,000,000	9,147,158		(110,069)			2.188	1.149	AO	34,461	196,920	08/06/2020	04/28/2026
617446-8X-0	MORGAN STANLEY VAR 04/28/2032	1	1.5		1.E FE	685,000	.80	210,549	685,000	685,084		(16)			1.928	1.937	AO	2,311	13,207	01/20/2021	04/28/2032
61744Y-AP-3	MORGAN STANLEY VAR 01/24/2029	1	1.5		1.G FE	21,024,119	.95	408,19,043	19,960,000	20,546,171		(152,341)			3.772	3.132	JJ	328,344	752,891	11/23/2022	01/24/2029
61746B-EF-9	MORGAN STANLEY 3.625 01/20/2027	1			1.G FE	19,879,100	.96	838,19,367	20,000,000	19,956,249		12,468			3.625	3.732	JJ	324,236	725,000	04/28/2017	01/20/2027
61747Y-ED-3	MORGAN STANLEY VAR 07/21/2032	1	1.5		1.E FE	3,202,648	.81	463,2,647	3,250,000	3,211,346		4,004			2.239	2.407	JJ	32,341	72,768	09/30/2021	07/21/2032
61747Y-EK-7	MORGAN STANLEY VAR 01/21/2028	1	1.5		1.E FE	1,110,000	.92	76,1,110	1,110,000	1,110,154		(70)			2.475	2.490	JJ	12,057	27,473	01/19/2022	01/21/2028
61747Y-EM-3	MORGAN STANLEY VAR 02/18/2026	1	1.5		1.E FE	4,000,000	.96	640,3,870	4,000,000	3,999,862		(189)			2.630	2.647	FA	38,866	105,200	02/16/2022	02/18/2026
61747Y-FA-8	MORGAN STANLEY VAR 02/01/2029	1	1.5		1.E FE	1,279,974	100	367,1,284	1,280,000	1,280,055		80			5.123	5.188	FA	27,323	34,973	01/17/2023	02/01/2029
61747Y-FF-7	MORGAN STANLEY VAR 07/20/2029	1	1.5		1.E FE	1,260,000	101	90,801	1,260,000	1,260,106		106			5.449	4.828	JJ	30,514		07/19/2023	07/20/2029
61747Y-FG-5	MORGAN STANLEY VAR 07/21/2034	1	1.5		1.E FE	1,240,000	101	243,1,255	1,240,000	1,240,119		119			5.424	4.345	JJ	29,892		07/19/2023	07/21/2034
61761J-ZN-2	MORGAN STANLEY 3.95 04/23/2027	1			2.A FE	995,111	.97	580,907	935,000	963,207		(8,019)			3.950	3.004	AO	6,976	36,933	11/06/2019	04/23/2027
61772B-AB-9	MORGAN STANLEY VAR 05/04/2027	1	1.5		1.E FE	4,719,295	.92	406,4,719	4,765,000	4,976,272		8,187			1.593	1.786	MN	12,019	75,906	11/16/2021	05/04/2027
624758-AF-5	MUELLER WATER PRODUCTS 4 06/15/2029	1			3.B FE	112,000	.91	630,102	112,000	102,626		4,189			4.000	4.040	JD	199	4,480	05/18/2021	06/15/2029
62482B-AA-0	MEDLINE BORROWER LP 3.875 04/01/2029	1			4.A FE	2,640,047	.90	450,2,662	2,944,000	2,599,968		138,167			3.875	6.008	AO	28,520	103,521	06/06/2023	04/01/2029
626717-AG-7	MURPHY OIL CORP 5.875 12/01/2042	1			3.A FE	29,800	.88	437,28,300	32,000	28,300		3,181			5.875	6.547	JD	45	1,920	03/21/2019	12/01/2042
626717-AM-4	MURPHY OIL CORP 5.875 12/01/2027	1			3.A FE	38,570	.99	412,37,777	38,000	37,777		1,357			5.875	5.643	JD	186	2,233	02/17/2022	12/01/2027
626738-AE-8	MURPHY OIL USA INC 4.75 09/15/2029	1			3.B FE	137,535	.94	96,129	136,000	129,152		5,117			4.750	4.660	MS	1,902	6,460	10/24/2019	09/15/2029
62819*-AE-1	Mustang Tractor & Equip 3.60 11/18/2029 Private	1			2.C YE	8,150,000	.93	636,8,149	8,150,000	8,149,526		(101)			3.600	3.649	FMAN	35,045	293,400	07/18/2019	11/18/2029
628464-B8-7	Myers Industries, Inc. 5.3 01/15/24 Private	1			2.C	3,010,000	.99	923,3,007	3,010,000	3,009,035		(116)			5.300	5.300	JJ	73,561	159,530	01/15/2014	01/15/2024
628530-BK-2	MYLAN INC 4.55 04/15/2028	1			2.C FE	548,184	.97	490,511	465,000	511,682		(11,027)			4.550	2.027	AO	4,467	21,158	08/13/2020	04/15/2028
62854A-AN-4	UTAH ACQUISITION SUB 3.95 06/15/2026	1			2.C FE	1,870,308	.96	750,1,892	1,956,000	1,931,245		10,255			3.950	4.514	JD	3,434	77,262	02/15/2017	06/15/2026
62886E-AY-4	NCR VOYIX CORP 5 10/01/2028	1			4.A FE	567,006	.94	580,564	597,000	550,396		24,183			5.000	6.344	AO	7,463	18,600	11/29/2023	10/01/2028
62886E-BA-5	NCR VOYIX CORP 5.125 04/15/2029	1			4.A FE	495,240	.95	230,493	497,000	465,753		50,771			5.125	5.396	AO	5,377	25,471	12/06/2022	04/15/2029
62886H-BL-4	NCL CORPORATION LTD 8.375 02/01/2028	1			4.A FE	119,000	.95	534,119	119,000	119,263					8.375	8.549	FA	4,125	4,955	01/19/2023	02/01/2028
62886H-BN-0	NCL CORPORATION LTD 8.125 01/15/2029	1			4.A FE	86,000	104	938,86	86,000	86,106		106			8.125	8.276	JJ	1,398		10/11/2023	01/15/2029
62922L-AA-6	NGL ENRGY OP/FIN CORP 7.5 02/01/2026	1			4.B FE	455,484	101	0370,458	454,000	453,742		41,802			7.500	7.641	FA	14,188	30,825	07/25/2023	02/01/2026
62927*-AG-1	NFL Ventures, L.P. 3.57 04/15/2032 Private	1			1.E FE	5,707,824	.94	7279,5,406	5,707,824	5,707,716		29			3.570	3.570	AO	43,018	203,769	08/31/2015	04/15/2032

E10.55

ANNUAL STATEMENT FOR THE YEAR 2023 OF THE ZURICH AMERICAN INSURANCE COMPANY

SCHEDULE D - PART 1

Showing All Long-Term BONDS Owned December 31 of Current Year

1	2	Codes			6	7	Fair Value		10	11	Change in Book/Adjusted Carrying Value				Interest					Dates	
		3	4	5			8	9			12	13	14	15	16	17	18	19	20	21	22
CUSIP Identification	Description	C o d e	F o r e i g n	B o n d C h a r	NAIC Designation, NAIC Designation Modifier and SVO Administrative Symbol	Actual Cost	Rate Used to Obtain Fair Value	Fair Value	Par Value	Book/ Adjusted Carrying Value	Unrealized Valuation Increase/ (Decrease)	Current Year's (Amortization)/ Accretion	Current Year's Other-Than-Temporary Impairment Recognized	Total Foreign Exchange Change in Book/ Adjusted Carrying Value	Rate of	Effective Rate of	When Paid	Admitted Amount Due and Accrued	Amount Received During Year	Acquired	Stated Contractual Maturity Date
629276-AA-6	NHL U.S. Funding LP 4.18 09/29/24 Private				2.B PL	9,670,000	98.4553	9,520,629	9,670,000	9,667,996	(239)				4.180	4.180	MJSD	21,333	404,206	09/29/2014	09/29/2024
629276-AC-2	NHL US Funding LP 3.98 07/12/2025 Private				2.B PL	1,456,075	97.7793	1,423,739	1,456,075	1,455,837	(47)				3.980	4.037	MJSD	2,898	57,952	07/12/2018	07/12/2025
629276-AD-0	NHL US Funding LP 4.12 07/12/2028 Private				2.B PL	2,687,180	96.4913	2,592,895	2,687,180	2,687,177	(1)				4.120	4.184	MJSD	5,536	110,712	07/12/2018	07/12/2028
629286-AA-5	NHL Canada Funding LP 3.98 07/12/2025 Private	A			2.B PL	443,925	97.5973	433,259	443,925	443,853	(14)				3.980	4.037	MJSD	883	17,668	07/12/2018	07/12/2025
629286-AB-3	NHL Canada Funding LP 4.12 07/12/2028 Private	A			2.B PL	512,820	95.7971	491,267	512,820	512,267					4.120	4.184	MJSD	1,056	21,128	07/12/2018	07/12/2028
629377-CC-4	NRG ENERGY INC 6.625 01/15/2027		1		3.B FE	237,720	100.5750	226,294	225,000	226,106	4,702	(2,088)			6.625	5.803	JJ	6,873	14,906	11/22/2022	01/15/2027
629377-CE-0	NRG ENERGY INC 5.75 01/15/2028		1		3.B FE	188,796	99.6240	194,267	195,000	189,950	5,719	1,032			5.750	6.578	JJ	5,170	11,213	12/06/2022	01/15/2028
629377-CQ-3	NRG ENERGY INC 3.375 02/15/2029		1		3.B FE	400,748	88.3480	411,702	466,000	396,470	11,846	4,849			3.375	6.482	FA	5,942	11,003	08/08/2023	02/15/2029
629377-CR-1	NRG ENERGY INC 3.625 02/15/2031		1		3.B FE	97,240	86.0200	88,601	103,000	87,635	8,293	533			3.625	4.572	FA	1,411	3,734	12/06/2022	02/15/2031
629377-CS-9	NRG ENERGY INC 3.875 02/15/2032		1		3.B FE	9,655	85.6330	10,276	12,000	9,861	623	191			3.875	6.871	FA	176	465	12/06/2022	02/15/2032
629377-CT-7	NRG ENERGY INC 7 03/15/2033		1		2.C FE	123,436	105.5880	131,985	125,000	123,644		207			7.000	7.305	MS	2,576	4,521	03/02/2023	03/15/2033
62954H-AA-5	NXP BV/NXP FDG/NXP USA 2.65 02/15/2032	D			2.A FE	1,386,567	84.2070	1,170,477	1,390,000	1,388,374		160			2.650	2.695	FA	13,813	36,835	11/15/2021	02/15/2032
62954H-AV-0	NXP BV/NXP FDG/NXP USA 4.3 06/18/2029	D			2.A FE	1,169,324	97.1660	1,190,284	1,225,000	1,174,867		5,543			4.300	5.236	JD	1,756	52,675	04/17/2023	06/18/2029
62954H-AW-8	NXP BV/NXP FDG/NXP USA 2.7 05/01/2025	D			2.A FE	81,931	96.4300	79,073	82,000	81,984		12			2.700	2.736	MN	363	2,274	04/29/2020	05/01/2025
62954H-BA-5	NXP BV/NXP FDG/NXP USA 2.5 05/11/2031	D			2.A FE	501,320	84.8500	424,250	500,000	501,034	(131)				2.500	2.483	MN	1,701	12,500	11/04/2021	05/11/2031
62954H-AC-9	NTT FINANCE CORP 1.162 04/03/2026	D			1.F FE	485,000	92.1550	446,952	485,000	485,061		(28)			1.162	1.165	AO	1,362	5,636	02/24/2021	04/03/2026
62957H-AJ-4	NABORS INDUSTRIES INC 7.375 05/15/2027		1		4.A FE	655,504	98.0900	644,451	657,000	643,878	(6,451)	(162)			7.375	7.583	MN	6,191	48,454	03/13/2023	05/15/2027
62957H-AM-0	NABORS INDUSTRIES INC 9.125 01/31/2030		1		4.A FE	223,000	100.2840	223,633	223,000	223,482		482			9.125	9.306	JJ	2,318		11/15/2023	01/31/2030
62983P-AA-3	NAKILAT INC 6.067 12/31/2033		1		1.E FE	22,232,823	103.0750	22,916,482	22,232,823	22,215,453		(1,091)			6.067	6.067	JD	702,478	1,396,749	12/07/2006	12/31/2033
63254A-AP-3	NATIONAL AUSTRALIA BK/N 3.375 01/14/2026		1		1.D FE	4,471,372	97.4530	4,288,907	4,401,000	4,416,819		(7,597)			3.375	3.211	JJ	68,903	148,534	01/29/2016	01/14/2026
63254A-BE-7	NATIONAL AUSTRALIA BK/N 3.905 06/09/2027		1		1.D FE	2,135,171	97.7070	2,086,044	2,135,000	2,134,925		(48)			3.905	3.940	JD	5,095	83,372	08/18/2022	06/09/2027
637417-AJ-5	NNN REIT INC 3.6 12/15/2026		1		2.A FE	814,911	95.5890	787,653	824,000	821,060		892			3.600	3.768	JD	1,318	29,664	12/05/2016	12/15/2026
637432-NN-1	NATIONAL RURAL UTIL COOP 3.05 04/25/2027		1		1.E FE	1,146,232	94.9100	1,089,567	1,148,000	1,147,382		108			3.050	3.091	AO	6,419	35,014	04/19/2017	04/25/2027
63861V-AF-4	NATIONWIDE BLDG SOCIETY VAR 02/16/2028	D	2,5		1.G FE	1,499,744	92.9070	1,440,059	1,550,000	1,513,285		7,962			2.972	3.641	FA	17,147	46,066	04/27/2022	02/16/2028
638962-AA-8	NCR ATLEOS LLC 9.5 04/01/2029		1		4.A FE	465,113	106.5570	501,883	471,000	465,655		543			9.500	10.034	AO	11,683		09/22/2023	04/01/2029
639057-AJ-7	NATWEST GROUP PLC VAR 03/02/2027	D	2,5		1.G FE	1,610,000	100.8530	1,623,733	1,610,000	1,610,541		541			5.847	5.932	MS	31,117	47,068	02/27/2023	03/02/2027
63906Y-AB-4	NATWEST MARKETS PLC 0.8 08/12/2024	D			1.E FE	788,539	97.0030	766,324	790,000	789,740		418			0.800	0.860	FA	2,423	6,320	05/06/2021	08/12/2024
640695-AA-0	NEPTUNE BIDCO US INC 9.29 04/15/2029		1		4.B FE	240,863	93.2680	239,699	257,000	239,699	(3,400)	1,741			9.290	10.962	AO	5,040	21,819	02/08/2023	04/15/2029
64083Y-AA-9	NESCO HOLDINGS II INC 5.5 04/15/2029		1		4.C FE	669,406	92.6460	609,611	658,000	608,570	31,004	(2,621)			5.500	5.331	AO	7,640	36,190	11/22/2022	04/15/2029
644274-AA-5	NEW ENTERPRISE STONE & L 5.25 07/15/2028		1		4.B FE	184,638	95.6410	181,718	190,000	179,398		440			5.250	6.013	JJ	4,600	8,138	09/25/2023	07/15/2028
644393-AA-8	NEW FORTRESS ENERGY INC 6.75 09/15/2025		1		3.C FE	189,094	99.2540	196,523	198,000	189,094	8,539		7,649		6.750	9.876	MS	3,935	13,365	04/22/2022	09/15/2025
645869-DH-2	NEW JERSEY NATURAL GAS 4.61 03/13/2044 Private		1		1.E	3,585,000	89.4290	3,206,030	3,585,000	3,584,807		490			4.610	4.610	MS	48,662	165,269	03/13/2014	03/15/2044
64952W-EY-5	NEW YORK LIFE GLOBAL FDG 4.85 01/09/2028		1		1.A FE	1,364,222	100.6440	1,373,791	1,365,000	1,364,873		651			4.850	4.919	JJ	31,630	33,101	01/04/2023	01/09/2028
650929-AA-0	NEIFOLD DIGITAL HLDGS G 11.75 10/15/2028		1		4.B FE	52,000	107.2120	55,750	52,000	52,041		41			11.750	12.090	AO	1,239		10/13/2023	10/15/2028
651229-AW-6	NEWELL BRANDS INC 5.2 04/01/2026		1		3.C FE	782,256	98.4650	769,996	782,000	784,216	18,681	598			5.200	5.118	AO	10,166	29,013	07/05/2023	04/01/2026
651229-AX-4	NEWELL BRANDS INC 6.375 04/01/2036		1		3.C FE	392,690	91.6090	361,856	395,000	392,370	11,273	(484)			6.375	6.006	AO	6,295	17,791	08/08/2021	04/01/2036
651229-BC-9	NEWELL BRANDS INC 6.375 09/15/2027		1		3.B FE	54,763	98.8840	54,386	55,000	54,347	(155)	37			6.375	6.585	MS	1,032	3,516	11/22/2022	09/15/2027
651229-BD-7	NEWELL BRANDS INC 6.625 09/15/2029		1		3.B FE	40,000	99.3500	39,740	40,000	39,740	198	(6)			6.625	6.730	MS	780	2,857	09/09/2022	09/15/2029
651639-AZ-9	NEWMONT CORP 2.6 07/15/2032		1		2.A FE	459,531	85.3300	392,518	460,000	459,965		2			2.600	2.628	JJ	5,515	11,960	12/06/2021	07/15/2032
65249B-AA-7	NEWS CORP 3.875 05/15/2029		1		3.A FE	725,953	92.4520	685,069	741,000	680,214	36,822	1,316			3.875	4.359	MN	3,669	28,714	12/06/2022	05/15/2029
65249B-AB-5	NEWS CORP 5.125 02/15/2032		1		3.A FE	128,784	95.4340	124,064	130,000	123,642	5,357	93			5.125	5.327	FA	2,517	6,663	11/22/2022	02/15/2032
65336Y-AN-3	NEXSTAR MEDIA INC 4.75 11/01/2028		1		4.B FE	872,681	92.1570	925,256	1,004,000	876,510		8,987			4.750	7.918	MN	7,948	29,996	08/18/2023	11/01/2028
65339K-AT-7	NEXTERA ENERGY CAPITAL 3.55 05/01/2027		1		2.A FE	1,429,740	96.3820	1,252,966	1,300,000	1,361,601		(19,219)			3.550	2.013	MN	7,692	46,150	05/14/2020	05/01/2027
65339K-BM-1	NEXTERA ENERGY CAPITAL 2.75 11/01/2029		1		2.A FE	776,857	89.6650	699,387	780,000	778,079		287			2.750	2.815	MN	3,575	21,450	10/01/2019	11/01/2029
65339K-BW-9	NEXTERA ENERGY CAPITAL 1.9 06/15/2028		1		2.A FE	249,853	88.6600	221,650	250,000	249,933		6			1.900	1.918	JD	211	4,750	06/02/2021	06/15/2028

E10.56

ANNUAL STATEMENT FOR THE YEAR 2023 OF THE ZURICH AMERICAN INSURANCE COMPANY

SCHEDULE D - PART 1

Showing All Long-Term BONDS Owned December 31 of Current Year

1	2	Codes			6	7	Fair Value		10	11	Change in Book/Adjusted Carrying Value				Interest					Dates	
		3	4	5			8	9			12	13	14	15	16	17	18	19	20	21	22
CUSIP Identification	Description	C o d e	F o r e i g n	B o n d C h a r	NAIC Designation, NAIC Designation Modifier and SVO Administrative Symbol	Actual Cost	Rate Used to Obtain Fair Value	Fair Value	Par Value	Book/ Adjusted Carrying Value	Unrealized Valuation Increase/ (Decrease)	Current Year's (Amortization)/ Accretion	Current Year's Other-Than-Temporary Impairment Recognized	Total Foreign Exchange Change in Book/ Adjusted Carrying Value	Rate of	Effective Rate of	When Paid	Admitted Amount Due and Accrued	Amount Received During Year	Acquired	Stated Contractual Maturity Date
653420-AC-6	NEXTERA ENERGY OPERATING 4.25 09/15/2024	1			3.A FE	15,967	.96 8360	16,462	17,000	16,462	453	198			4.250	5.590	MS	213	723	01/22/2019	09/15/2024
653420-AK-8	NEXTERA ENERGY OPERATING 4.25 07/15/2024	1			3.A FE	162,035	.99 0790	155,554	157,000	155,554	5,270	(2,294)			4.250	2.910	JJ	3,077	6,673	01/31/2022	07/15/2024
653420-AL-6	NEXTERA ENERGY OPERATING 3.875 10/15/2026	1			3.A FE	71,678	.95 0770	75,111	79,000	72,213		536			3.875	7.473	AO	646	1,531	09/29/2023	10/15/2026
653420-AM-4	NEXTERA ENERGY OPERATING 7.25 01/15/2029	1			3.A FE	98,000	104.3730	102,286	98,000	98,186		186			7.250	7.374	JJ	316		12/04/2023	01/15/2029
65343H-AA-9	NEXSTAR MEDIA INC 5.625 07/15/2027	1			4.B FE	1,306,686	.97 1090	1,279,897	1,318,000	1,263,455	56,643	(2,074)			5.625	6.127	JJ	34,186	71,044	10/03/2023	07/15/2027
654106-AJ-2	NIKE INC 2.75 03/27/2027	1			1.E FE	674,706	.95 3530	595,956	625,000	652,283		(8,657)			2.750	1.333	MS	4,488	17,188	05/20/2021	03/27/2027
654730-BC-6	NISOURCE INC 4.8 02/15/2044	1			2.B FE	3,619,551	.91 9410	3,342,055	3,635,000	3,622,712		305			4.800	4.827	FA	65,915	174,480	04/09/2013	02/15/2044
65505P-AA-5	NOBLE FINANCE II LLC 8 04/15/2030	1			3.C FE	257,131	104.3650	267,174	256,000	257,540		409			8.000	8.073	AO	4,324	10,069	06/02/2023	04/15/2030
65535H-AP-4	NOMURA HOLDINGS INC 2.648 01/16/2025	D			2.A FE	2,243,433	.96 9720	2,060,655	2,125,000	2,155,630		(29,110)			2.648	1.248	JJ	25,790	56,270	06/08/2021	01/16/2025
65535H-AY-5	NOMURA HOLDINGS INC 2.172 07/14/2028	D			2.A FE	542,368	.87 5320	477,049	545,000	543,164		373			2.172	2.262	JJ	5,491	11,837	10/04/2021	07/14/2028
65535H-BH-1	NOMURA HOLDINGS INC 5.842 01/18/2028	D			2.A FE	6,000,000	102.0570	6,123,420	6,000,000	6,004,394		4,394			5.842	5.926	JJ	158,708	182,076	01/04/2023	01/18/2028
655664-AT-7	NORDSTROM INC 4.375 04/01/2030	1			3.A FE	225,550	.87 0880	260,393	299,000	231,522		5,972			4.375	9.417	AO	3,270	13,081	03/28/2023	04/01/2030
655844-BZ-0	NORFOLK SOUTHERN CORP 3.8 08/01/2028	1			2.A FE	336,075	.97 2850	291,855	300,000	324,257		(5,332)			3.800	1.919	FA	4,750	11,400	10/05/2021	08/01/2028
655844-CK-2	NORFOLK SOUTHERN CORP 2.3 05/15/2031	1			2.A FE	129,804	.85 9600	111,748	130,000	129,890		3			2.300	2.330	MM	382	3,628	05/03/2021	05/15/2031
665530-AB-7	NORTHERN OIL AND GAS INC 8.75 06/15/2031	1			4.B FE	263,177	104.0880	277,915	267,000	263,765		589			8.750	9.199	JD	1,038	13,628	05/08/2023	06/15/2031
665531-AG-4	NORTHERN OIL AND GAS IN 8.125 03/01/2028	1			4.B FE	624,359	101.3380	590,801	583,000	590,801	42,963	(10,618)			8.125	6.836	MS	15,790	47,369	02/22/2022	03/01/2028
665859-AP-9	NORTHERN TRUST CORP 3.95 10/30/2025	1			1.F FE	600,938	.98 3470	506,487	515,000	545,822		(16,735)			3.950	0.654	AO	3,447	20,343	09/02/2020	10/30/2025
666807-AJ-2	NORTHROP GRUMMAN CORP 7.875 03/01/2026	1			2.A FE	1,020,859	106.1760	791,011	745,000	805,469		(26,347)			7.875	3.920	MS	19,556	58,669	09/03/2021	03/01/2026
667449-AD-4	NORTHWEST FIBER LLC/NORT 4.75 04/30/2027	1			4.B FE	364,818	.95 9890	378,197	394,000	373,349	23,904	5,002			4.750	6.629	JD	1,560	18,240	08/07/2023	04/30/2027
667738-AA-2	NORTHWEST PARKWAY LLC 3.18 03/31/2027 InfraDebt				2.C PL	3,246,327	.92 2983	2,996,304	3,246,000	3,246,365		(11)			3.180	3.206	MJSD	103,233	1,233	01/27/2020	03/31/2027
66977W-AQ-2	NOVA CHEMICALS CORP 4.875 06/01/2024	A			3.C FE	128,704	.99 1520	125,923	127,000	125,905	3,437	(565)			4.875	4.556	JD	516	6,191	12/06/2022	06/01/2024
66977W-AR-0	NOVA CHEMICALS CORP 5.25 06/01/2027	A			3.C FE	440,556	.93 8590	412,980	440,000	410,580	15,075	235			5.250	5.583	JD	1,925	23,100	12/06/2022	06/01/2027
66977W-AS-8	NOVA CHEMICALS CORP 4.25 05/15/2029	A			3.C FE	297,320	.84 4630	251,700	298,000	251,700	8,237	62			4.250	4.330	MM	1,618	12,665	05/13/2021	05/15/2029
66989H-AG-3	NOVARTIS CAPITAL CORP 3.4 05/06/2024	1			1.D FE	471,462	.99 2800	451,724	455,000	456,148		(3,372)			3.400	2.653	MM	2,363	15,470	03/29/2019	05/06/2024
670001-AE-6	NOVELIS CORP 4.75 01/30/2030	1			3.C FE	1,080,870	.94 2160	987,384	1,048,000	983,671	63,545	(5,794)			4.750	4.408	JJ	20,880	49,305	10/27/2023	01/30/2030
670001-AG-1	NOVELIS CORP 3.25 11/15/2026	1			3.C FE	1,170,160	.93 8700	1,146,153	1,221,000	1,137,287	32,735	10,570			3.250	4.527	MM	5,071	39,195	07/14/2023	11/15/2026
670001-AH-9	NOVELIS CORP 3.875 08/15/2031	1			3.C FE	366,839	.87 8090	352,992	402,000	342,690	14,506	2,946			3.875	5.276	FA	5,885	15,578	12/06/2022	08/15/2031
670346-AP-0	NUCOR CORP 3.95 05/01/2028	1			1.G FE	439,349	.97 3830	428,485	440,000	439,697		56			3.950	4.007	MM	2,897	17,380	04/23/2018	05/01/2028
670346-AR-6	NUCOR CORP 2 06/01/2025	1			1.G FE	136,792	.96 0480	131,586	137,000	136,929		37			2.000	2.041	JD	228	2,740	05/20/2020	06/01/2025
67059T-AE-5	NUSTAR LOGISTICS LP 5.625 04/28/2027	1			3.C FE	400,871	.99 5000	388,050	390,000	383,896	18,911	(1,635)			5.625	5.274	AO	3,839	21,938	12/06/2022	04/28/2027
67059T-AF-2	NUSTAR LOGISTICS LP 6 06/01/2026	1			3.C FE	357,776	.99 7190	339,045	340,000	338,723	13,873	(3,532)			6.000	4.936	JD	1,700	20,400	11/22/2022	06/01/2026
67059T-AG-0	NUSTAR LOGISTICS LP 5.75 10/01/2025	1			3.C FE	166,910	.99 7660	161,621	162,000	160,851	5,699	(1,343)			5.750	5.017	AO	2,329	9,315	12/29/2022	10/01/2025
67059T-AH-8	NUSTAR LOGISTICS LP 6.375 10/01/2030	1			3.C FE	95,194	100.2280	96,220	96,000	94,753	5,618	77			6.375	6.603	AO	1,530	6,120	12/06/2022	10/01/2030
67066G-AM-6	NVIDIA CORP 1.55 06/15/2028	1			1.E FE	4,335,740	.89 4390	3,944,260	4,410,000	4,358,478		10,945			1.550	1.832	JD	3,038	68,355	11/22/2021	06/15/2028
67077M-AT-5	NUTRIEN LTD 4.2 04/01/2029	A			2.B FE	767,989	.98 3470	649,090	660,000	725,719		(12,356)			4.200	2.149	AO	6,930	27,720	06/29/2020	04/01/2029
67103H-AJ-6	O'REILLY AUTOMOTIVE INC 4.2 04/01/2030	1			2.A FE	841,855	.96 3160	862,028	895,000	845,464		3,609			4.200	5.316	AO	9,398	18,795	06/07/2023	04/01/2030
67103H-AL-1	O'REILLY AUTOMOTIVE INC 4.7 06/15/2032	1			2.B FE	309,020	.98 8130	306,320	310,000	309,416		53			4.700	4.796	JD	648	14,570	06/06/2022	06/15/2032
674003-BB-6	PRIVATE				1.G FE	2,800,000	.89 2201	2,498,161	2,800,000	2,799,789		(34)			3.780	3.818	JD	3,528	105,840	12/22/2017	12/18/2032
674215-AL-2	CHORD ENERGY CORP 6.375 06/01/2026	1			3.C FE	482,181	100.2280	490,076	489,000	484,110	8,662	1,705			6.375	7.312	JD	2,598	31,174	11/29/2022	06/01/2026
67421Q-AA-0	ENERGY TRANSFER LP 8 04/01/2029	1			2.C FE	543,728	104.0780	546,410	525,000	535,662	13,095	(4,279)			8.000	7.487	AO	10,500	42,000	01/31/2023	04/01/2029
675232-AC-6	OCEANEERING INTL INC 6 02/01/2028	1			3.C FE	52,155	.97 4350	55,538	57,000	52,404		249			6.000	8.551	FA	1,425		09/21/2023	02/01/2028
677864-C*-9	Oil-Dri Corporation Of America 3.25 12/16/2031				2.C	9,500,000	.88 8031	8,436,295	9,500,000	9,499,712		(99)			3.250	3.276	JD	12,865	308,750	12/16/2021	12/16/2031
681936-BK-5	OMEGA HLTHCARE INVESTORS 4.75 01/15/2028	1			2.C FE	3,622,595	.96 5000	3,531,900	3,660,000	3,643,966		3,101			4.750	4.926	JJ	80,164	173,850	03/28/2017	01/15/2028

E10.57

ANNUAL STATEMENT FOR THE YEAR 2023 OF THE ZURICH AMERICAN INSURANCE COMPANY

SCHEDULE D - PART 1

Showing All Long-Term BONDS Owned December 31 of Current Year

1	2	Codes			6	7	Fair Value		10	11	Change in Book/Adjusted Carrying Value				Interest					Dates	
		3	4	5			8	9			12	13	14	15	16	17	18	19	20	21	22
CUSIP Identification	Description	C o d e	F o r e i g n	B o n d C h a r	NAIC Designation, NAIC Designation Modifier and SVO Administrative Symbol	Actual Cost	Rate Used to Obtain Fair Value	Fair Value	Par Value	Book/ Adjusted Carrying Value	Unrealized Valuation Increase/ (Decrease)	Current Year's (Amortization)/ Accretion	Current Year's Other-Than-Temporary Impairment Recognized	Total Foreign Exchange Change in Book/ Adjusted Carrying Value	Rate of	Effective Rate of	When Paid	Admitted Amount Due and Accrued	Amount Received During Year	Acquired	Stated Contractual Maturity Date
682189-AQ-8	ON SEMICONDUCTOR CORP 3.875 09/01/2028	1			3.B FE	913,768	.92	965,000	928,000	855,269	42,115	(2,462)			3.875	4.406	MS	11,987	28,210	11/29/2023	09/01/2028
68233J-BH-6	ONCOR ELECTRIC DELIVERY 3.7 11/15/2028	1			1.F FE	429,798	.96	614,000	430,000	429,896					3.700	3.740	MN	2,033	15,910	01/21/2019	11/15/2028
682357-AA-6	180 MEDICAL INC 3.875 10/15/2029	1			3.B FE	200,000	.90	050,000	200,000	180,100	8,269	(29)			3.875	3.912	AO	1,636	7,750	09/30/2021	10/15/2029
68245X-AH-2	1011778 BC / NEW RED F1 3.875 01/15/2028	A		1	3.B FE	1,231,189	.94	526,000	1,264,000	1,184,061	41,709	4,633			3.875	4.548	MS	14,422	48,379	03/14/2023	01/15/2028
68245X-AJ-8	1011778 BC / NEW RED F1 4.375 01/15/2028	A		1	4.B FE	229,680	.95	530,000	264,000	236,588		5,602			4.375	7.522	MN	1,476	11,550	09/30/2022	01/15/2028
68245X-AM-1	1011778 BC / NEW RED FIN 4 10/15/2030	A		1	4.B FE	648,184	.89	972,000	746,000	647,262	31,638	9,835			4.000	6.245	AO	6,300	29,840	12/14/2022	10/15/2030
68245X-AP-4	1011778 BC / NEW RED FIN 3.5 02/15/2029	A		1	3.B FE	92,775	.92	220,000	97,000	88,196	4,025	553			3.500	4.408	FA	1,283	3,395	12/06/2022	02/15/2029
68268N-AP-8	ONEOK PARTNERS LP 4.9 03/15/2025	1			2.B FE	1,122,638	.99	529,000	1,119,701	1,124,212		187			4.900	4.927	MS	16,231	55,125	03/17/2015	03/15/2025
68306M-AA-7	ONTARIO GAMING GTA LP 8 08/01/2030	A		1	4.B FE	147,000	103.4520	152,074	147,000	147,266		266			8.000	8.159	FA	4,900		07/20/2023	08/01/2030
683715-AF-3	OPEN TEXT CORP 6.9 12/01/2027	A		1	2.C FE	523,281	104.0230	541,960	521,000	523,741		(513)			6.900	6.902	JD	2,996	33,534	08/07/2023	12/01/2027
68389X-BT-1	ORACLE CORP 2.5 04/01/2025	1			2.B FE	668,752	.96	860,000	669,000	668,824		27			2.500	2.524	AO	4,181	16,725	03/30/2020	04/01/2025
68389X-CC-7	ORACLE CORP 1.65 03/25/2026	1			2.B FE	2,914,595	.93	2240,000	2,915,000	2,914,774		27			1.650	1.660	MS	12,826	48,098	03/22/2021	03/25/2026
68404L-AA-0	OPTION CARE HEALTH INC 4.375 10/31/2029	1			4.B FE	242,028	.91	126,000	245,000	223,259	7,865	238			4.375	4.630	AO	1,816	10,719	04/28/2022	10/31/2029
68622T-AA-9	ORGANON & CO/ORG 4.125 04/30/2028	1			3.B FE	1,987,254	.91	613,000	2,071,000	1,889,593	42,943	10,093			4.125	5.178	AO	14,475	81,304	08/08/2023	04/30/2028
68622T-AB-7	ORGANON & CO/ORG 5.125 04/30/2031	1			4.A FE	406,250	.85	244,000	436,000	371,664	8,930	816			5.125	6.426	AO	3,786	17,220	09/05/2023	04/30/2031
68902V-AH-0	OTIS WORLDWIDE CORP 2.056 04/05/2025	1			2.B FE	786,992	.96	1750,000	787,000	786,970		(89)			2.056	2.064	AO	3,865	16,181	02/19/2020	04/05/2025
68902V-AK-3	OTIS WORLDWIDE CORP 2.565 02/15/2030	1			2.B FE	1,417,184	.88	865,000	1,416,000	1,417,128		(193)			2.565	2.572	FA	13,721	36,320	02/19/2020	02/15/2030
69007T-AB-0	OUTFRONT MEDIA CAP LLC/ 5 08/15/2027	1			4.B FE	790,770	.97	4470,000	825,000	784,724	35,634	4,648			5.000	6.136	FA	15,583	40,425	03/28/2023	08/15/2027
69007T-AC-8	OUTFRONT MEDIA CAP LLC/ 4.625 03/15/2030	1			4.B FE	9,425	.89	6620,000	10,000	8,966	612	61			4.625	5.591	MS	136	463	02/11/2022	03/15/2030
69007T-AE-4	OUTFRONT MEDIA CAP LLC/ 4.25 01/15/2029	1			4.B FE	515,304	.90	1580,000	582,000	507,368	15,494	7,966			4.250	6.770	JJ	11,406	22,398	11/20/2023	01/15/2029
69007T-AG-9	OUTFRONT MEDIA CAP LLC/ 7.375 02/15/2031	1			3.B FE	332,945	105.2330	349,374	332,000	333,531		586			7.375	7.453	MN	2,789		11/22/2023	02/15/2031
690732-AF-9	OVIENS & MINOR INC 4.5 03/31/2029	1			4.B FE	395,667	.88	1870,000	445,000	382,410	24,052	4,067			4.500	6.966	MS	5,062	15,300	11/02/2023	03/31/2029
690732-AG-7	OVIENS & MINOR INC 6.625 04/01/2030	1			4.B FE	188,852	.95	6510,000	212,000	190,788	2,900	1,801			6.625	8.921	AO	3,511	11,229	09/12/2023	04/01/2030
69073T-AT-0	OVIENS-BROCKWAY 6.625 05/13/2027	1			4.B FE	343,848	100.2810	350,984	350,000	345,121	3,547	1,166			6.625	7.222	MN	2,963	22,061	06/08/2023	05/13/2027
69073T-AU-7	OVIENS-BROCKWAY 7.25 05/15/2031	1			4.B FE	164,959	101.1490	165,884	164,000	164,788	(299)	128			7.250	7.281	MN	1,519	5,615	06/01/2023	05/15/2031
69318F-AL-2	PBF HOLDING CO LLC 7.875 09/15/2030	1			3.B FE	107,270	101.6300	109,760	108,000	107,412		142			7.875	8.157	MS	3,071		08/14/2023	09/15/2030
69327R-AJ-0	PDC ENERGY INC 5.75 05/15/2026	1			1.A	15,396	.99	8200,000	16,000	15,535		139			5.750	7.216	MN	118	920	03/08/2023	05/15/2026
69331C-AH-1	PG&E CORP 5 07/01/2028	1			3.C FE	344,365	.97	2560,000	333,588	329,797	17,566	(1,624)			5.000	5.117	JJ	8,575	17,150	12/06/2022	07/01/2028
69331C-AJ-7	PG&E CORP 5.25 07/01/2030	1			3.C FE	50,998	.96	9010,000	52,000	49,812	2,484	100			5.250	5.658	JJ	1,365	2,730	11/17/2022	07/01/2030
693342-AE-7	PG&E WILDFIRE RECOVERY 4.674 12/01/2051	1			1.A FE	4,182,623	.93	7240,000	4,415,000	4,185,461		2,994			4.674	5.095	JD	17,770	206,357	04/20/2022	12/01/2053
693342-AF-4	PG&E WILDFIRE RECOVERY 4.022 06/01/2031	1			1.A FE	12,017,089	.97	0200,000	12,017,398	12,024,233		811			4.022	4.057	JD	41,621	701,069	07/13/2022	06/01/2033
693342-AG-2	PG&E WILDFIRE RECOVERY 4.722 06/01/2037	1			1.A FE	1,795,652	.98	8060,000	1,903,000	1,797,500		1,848			4.722	5.484	JD	7,738	44,930	09/19/2023	06/01/2039
693342-AJ-6	PG&E WILDFIRE RECOVERY 5.212 12/01/2047	1			1.A FE	3,076,292	100.9990	3,297,617	3,265,000	3,077,298		1,006			5.212	5.763	JD	14,654	85,086	09/15/2023	12/01/2049
693342-AK-3	PG&E WILDFIRE RECOVERY 5.099 06/01/2052	1			1.A FE	10,179,415	100.1820	10,093,337	10,075,000	10,179,007		602			5.099	5.092	JD	44,237	581,729	06/29/2023	06/01/2054
69336V-AB-7	P&G INNOVATIONS INC 4.375 10/01/2029	1			4.A FE	290,796	.99	8270,000	322,000	294,268		3,355			4.375	6.322	AO	3,522	14,088	02/28/2023	10/01/2029
69346V-AA-7	PERFORMANCE FOOD GROUP 1 5.5 10/15/2027	1			4.B FE	917,572	.98	6040,000	898,000	882,736	41,086	(11,414)			5.500	5.199	AO	10,427	49,390	12/06/2022	10/15/2027
693475-AX-3	PNC FINANCIAL SERVICES 2.6 07/23/2026	2			1.G FE	544,957	.94	6630,000	546,000	545,629		122			2.600	2.647	JJ	6,230	14,196	07/18/2019	07/23/2026
693475-AZ-8	PNC FINANCIAL SERVICES 2.55 01/22/2030	2			1.G FE	5,068,076	.87	3580,000	5,350,000	5,102,303		31,103			2.550	3.470	JJ	60,254	108,821	02/06/2023	01/22/2030
693475-BB-0	PNC FINANCIAL SERVICES 1.15 08/13/2026	2			1.G FE	688,696	.90	8700,000	690,000	689,319		245			1.150	1.193	FA	3,042	7,935	08/10/2021	08/13/2026
693475-BK-0	PNC FINANCIAL SERVICES VAR 12/02/2028	2,5			1.G FE	7,101,140	100.9960	7,160,616	7,090,000	7,099,567		(2,626)			5.354	5.389	JD	30,579	379,599	12/02/2022	12/02/2028
69352P-AQ-6	PPL CAPITAL FUNDING INC 4.125 04/15/2030	1			2.A FE	684,716	.94	8120,000	615,000	688,815		(8,148)			4.125	2.607	AO	5,356	25,369	01/12/2022	04/15/2030
69356M-AA-4	PM GENERAL PURCHASER LLC 9.5 10/01/2028	1			5.A FE	217,490	101.5450	208,167	205,000	204,722	52,628	(3,776)			9.500	8.689	JD	1,623	19,475	11/22/2022	10/01/2028
69370C-AB-6	PTC INC 3.625 02/15/2025	1			3.C FE	7,096	.97	6330,000	7,000	6,834	185	(27)			3.625	3.347	FA	96	254	01/31/2020	02/15/2025
69370C-AC-4	PTC INC 4 02/15/2028	1			3.C FE	38,520	.94	6710,000	38,000	35,975	1,679	(98)			4.000	3.836	FA	574	1,520	01/31/2020	02/15/2028
695156-AU-3	PACKAGING CORP OF AMERIC 3 12/15/2029	1			2.B FE	539,293	.90	5570,000	540,000	539,561		45			3.000	3.036	JD	720	16,200	11/18/2019	12/15/2029

E10.58

ANNUAL STATEMENT FOR THE YEAR 2023 OF THE ZURICH AMERICAN INSURANCE COMPANY

SCHEDULE D - PART 1

Showing All Long-Term BONDS Owned December 31 of Current Year

1	2	Codes			6	7	Fair Value		10	11	Change in Book/Adjusted Carrying Value				Interest					Dates	
		3	4	5			8	9			12	13	14	15	16	17	18	19	20	21	22
CUSIP Identification	Description	C o d e	F o r e i g n	B o n d C h a r	NAIC Designation, NAIC Designation Modifier and SVO Administrative Symbol	Actual Cost	Rate Used to Obtain Fair Value	Fair Value	Par Value	Book/ Adjusted Carrying Value	Unrealized Valuation Increase/ (Decrease)	Current Year's (Amor-tization)/ Accretion	Current Year's Other-Than-Temporary Impairment Recognized	Total Foreign Exchange Change in Book/ Adjusted Carrying Value	Rate of	Effective Rate of	When Paid	Admitted Amount Due and Accrued	Amount Received During Year	Acquired	Stated Contractual Maturity Date
69867D-AA-6	CLARIOS GLOBAL LP/US FIN 6.25 05/15/2026	1			4.A FE	1,617,900	100.0500	1,565,783	1,565,000	1,559,558	40,207	(12,686)		6.250	5.669	MN		12,227	97,813	02/28/2023	05/15/2026
69867D-AC-2	CLARIOS GLOBAL LP/US FIN 8.5 05/15/2027	1			4.C FE	794,080	100.6990	800,557	795,000	791,732	14,661	(693)		8.500	8.694	MN		8,447	67,575	01/15/2020	05/15/2027
70339P-AA-7	PATTERN ENERGY OP LP/PAT 4.5 08/15/2028	1			3.C FE	510,444	94.4230	466,450	494,000	466,450	25,950	(2,875)		4.500	4.044	FA		8,398	22,230	03/18/2022	08/15/2028
703481-AD-3	PATTERSON-UTI ENERGY INC 7.15 10/01/2033	1			2.C FE	74,815	106.1010	79,576	75,000	74,820		.5		7.150	7.310	AO		1,609		09/11/2023	10/01/2033
70432*-AA-9	PAYCHEX INC 4.07 03/13/2026 Private	1			1.G	6,600,000	99.3712	6,558,501	6,600,000	6,599,673		(13)		4.070	4.111	MS		79,840	268,620	03/13/2019	03/13/2026
70432*-AB-7	PAYCHEX INC 4.25 03/13/2029 Private	1			1.G	7,500,000	96.1165	7,208,737	7,500,000	7,499,590		(17)		4.250	4.295	MS		94,740	318,750	03/13/2019	03/13/2029
70450Y-AD-5	PAYPAL HOLDINGS INC 2.65 10/01/2026	1			1.G FE	797,410	94.8950	801,863	845,000	806,430		9,021		2.650	4.477	AO		5,598	11,196	04/17/2023	10/01/2026
70450Y-AG-8	PAYPAL HOLDINGS INC 1.65 06/01/2025	1			1.G FE	2,017,560	95.4730	1,909,460	2,000,000	2,006,821		(5,092)		1.650	1.397	JD		2,750	33,000	11/22/2021	06/01/2025
70522*-AA-6	PECO PALLET HOLDINGS INC 3.28 03/01/2027 PRIVATE	1			2.B PL	4,200,000	94.2576	3,958,821	4,200,000	4,199,960		.5		3.280	3.320	FMAN		12,245	137,760	02/16/2022	03/01/2027
70556*-AA-5	St. Petersburg Florida LLC 5.27 04/15/27 Private	1			2.B	1,086,567	99.7074	1,083,388	1,086,567	1,086,355		(23)		5.270	5.270	MON		2,704	58,538	03/15/2006	04/15/2027
709599-BF-0	PENSKE TRUCK LEASING/PTL 3.45 07/01/2024	1			2.B FE	254,398	98.7030	251,693	255,000	254,932		85		3.450	3.529	JJ		4,399	8,798	04/24/2019	07/01/2024
709599-BS-2	PENSKE TRUCK LEASING/PTL 5.7 02/01/2028	1			2.B FE	508,939	101.9900	520,149	510,000	509,468		528		5.700	5.829	FA		12,113	16,069	01/05/2023	02/01/2028
709599-BV-5	PENSKE TRUCK LEASING/PTL 6.2 06/15/2030	1			2.B FE	169,539	104.6820	177,959	170,000	169,595		55		6.200	6.340	JD		468	5,885	05/22/2023	06/15/2030
70959W-AJ-2	PENSKE AUTOMOTIVE GROUP 3.5 09/01/2025	1			3.C FE	213,000	97.0400	206,695	213,000	206,695	8,374	(92)		3.500	3.529	FA		2,816	7,455	08/04/2020	09/01/2025
713448-ER-5	PEPSICO INC 2.625 03/19/2027	1			1.E FE	414,803	94.9190	365,438	385,000	402,162		(5,503)		2.625	1.175	MS		2,863	10,106	09/09/2021	03/19/2027
713448-FL-7	PEPSICO INC 3.6 02/18/2028	1			1.E FE	879,160	97.8140	870,545	890,000	881,531		1,848		3.600	3.883	FA		11,837	34,710	08/29/2022	02/18/2028
71376L-AD-2	PERFORMANCE FOOD GROUP 6.875 05/01/2025	1			4.B FE	35,000	100.5060	35,177	35,000	34,991		(6)		6.875	6.992	MN		401	2,406	04/21/2020	05/01/2025
71376L-AE-0	PERFORMANCE FOOD GROUP I 4.25 08/01/2029	1			4.B FE	726,754	91.7560	699,181	762,000	692,891	28,751	4,027		4.250	5.146	FA		13,494	32,385	12/06/2022	08/01/2029
71424V-AA-8	PERMIAN RESOURC OPTG LLC 7 01/15/2032	1			3.C FE	222,620	102.6700	228,954	223,000	222,718		98		7.000	7.152	JJ		4,726		12/07/2023	01/15/2032
71677K-AA-6	PETSMART INC/PETSMART FI 4.75 02/15/2028	1			4.A FE	1,708,832	94.0250	1,636,035	1,740,000	1,624,963	38,222	2,993		4.750	5.360	FA		31,223	76,713	04/24/2023	02/15/2028
71677K-AB-4	PETSMART INC/PETSMART FI 7.75 02/15/2029	1			4.C FE	245,000	97.2150	243,038	250,000	243,038	(2,426)	464		7.750	8.348	FA		7,319	9,688	03/22/2023	02/15/2029
71710T-AE-8	PG&E RECOVERY FND LLC 5.256 01/15/2038	1			1.A FE	7,719,025	102.2600	7,669,500	7,500,000	7,706,334		(12,691)		5.256	4.999	JJ		182,865	246,375	02/03/2023	01/15/2040
71710T-AF-5	PG&E RECOVERY FND LLC 5.536 07/15/2047	1			1.A FE	2,105,380	104.2600	2,085,200	2,000,000	2,102,923		(2,457)		5.536	5.176	JJ		51,362	69,200	03/14/2023	07/15/2049
718172-CW-7	PHILLIP MORRIS INTL INC 5.625 11/17/2029	1			1.F FE	139,880	104.7860	146,700	140,000	139,895		4		5.625	5.715	MN		963	7,875	11/15/2022	11/17/2029
718172-DA-4	PHILLIP MORRIS INTL INC 5.125 02/15/2030	1			1.F FE	704,164	101.5460	720,977	710,000	704,816		652		5.125	5.336	FA		13,746	18,194	02/13/2023	02/15/2030
718546-AR-5	PHILLIPS 66 3.9 03/15/2028	1			2.A FE	37,747	97.3410	34,069	35,000	36,352		(37)		3.900	2.871	MS		402	1,365	09/20/2019	03/15/2028
718547-AK-8	PHILLIPS 66 3.15 12/15/2029	1			2.A FE	853,829	91.9160	785,882	855,000	854,331		672		3.150	3.170	JD		1,197	26,933	05/02/2023	12/15/2029
719510-AB-8	PHYSICIANS REALTY LP 3.95 01/15/2028	1			2.B FE	1,867,417	95.0930	1,611,826	1,695,000	1,807,587		(28,259)		3.950	2.186	JJ		30,873	66,953	11/15/2021	01/15/2028
71953L-AA-9	WILLIAMS SCOTSMAN INC 6.125 06/15/2025	1			4.B FE	269,856	100.0460	254,117	254,000	254,117	4,876	(3,779)		6.125	4.493	JD		691	15,558	03/21/2022	06/15/2025
721283-AB-5	PIKE CORP 8.625 01/31/2031	1			4.C FE	131,000	105.1880	137,796	131,000	131,230		230		8.625	8.798	JJ		847		11/29/2023	01/31/2031
729132-A8-9	PLEXUS CORP 4.05 06/15/2025 PRIVATE	1			2.B	3,200,000	97.7432	3,127,781	3,200,000	3,199,662		(64)		4.050	4.089	JD		5,400	129,600	06/15/2018	06/15/2025
731068-B*-2	Polaris Industries Inc 4.23 07/02/2028 Private	1			2.A	5,500,000	98.3954	5,411,747	5,500,000	5,499,679		(26)		4.230	4.273	JJ		106,631	232,650	07/02/2018	07/02/2028
736508-R8-3	PORTLAND GENERAL ELEC 3.15 04/27/2030 Private	1			1.F	6,800,000	92.0422	6,258,871	6,800,000	6,797,974		23		3.150	3.175	JJ		23	214,200	04/27/2020	07/15/2030
737446-AM-6	POST HOLDINGS INC 5.75 03/01/2027	1			4.B FE	95,269	99.2790	90,344	91,000	90,263	4,462	(1,108)		5.750	4.890	MS		1,744	5,233	12/06/2022	03/01/2027
737446-AN-4	POST HOLDINGS INC 5.625 01/15/2028	1			4.B FE	391,493	98.9750	398,869	403,000	387,685	8,061	200		5.625	6.467	JJ		10,453	22,669	12/06/2022	01/15/2028
737446-AP-9	POST HOLDINGS INC 5.5 12/15/2029	1			4.B FE	909,339	96.0320	879,653	916,000	900,936	(1,274)	876		5.500	5.802	JD		2,239	50,380	02/27/2023	02/15/2029
737446-AQ-7	POST HOLDINGS INC 4.625 04/15/2030	1			4.B FE	313,902	92.3550	286,301	310,000	284,760	18,065	(605)		4.625	4.595	AO		3,027	14,338	12/06/2022	04/15/2030
737446-AR-5	POST HOLDINGS INC 4.5 09/15/2031	1			4.B FE	119,525	89.8770	108,751	121,000	108,366	6,039	45		4.500	4.751	MS		1,603	5,220	06/01/2023	09/15/2031
73965*-AA-8	Prairie Power Inc 5.1 11/15/32 Private	1			1.G PL	6,835,443	98.5050	6,733,254	6,835,443	6,834,997		(32)		5.100	5.100	FMAN		44,544	348,608	11/15/2010	11/15/2032
74005P-BT-0	LINDE INC/CT 1.1 08/10/2030	1			1.F FE	1,796,094	82.9460	1,493,028	1,800,000	1,797,535		332		1.100	1.126	FA		7,755	19,800	08/03/2020	08/10/2030
740189-AM-7	PRECISION CASTPARTS CORP 3.25 06/15/2025	1			1.C FE	391,493	97.9460	538,703	550,000	550,101		(191)		3.250	3.243	JD		794	17,875	02/15/2017	06/15/2025
740212-AL-9	PRECISION DRILLING CORP 7.125 01/15/2026	A			4.A FE	69,030	99.8320	71,879	72,000	69,769		739		7.125	8.999	JJ		2,366	2,565	03/21/2023	01/15/2026
740212-AM-7	PRECISION DRILLING CORP 6.875 01/15/2029	A			4.A FE	109,803	96.2240	117,393	122,000	111,161		1,334		6.875	9.316	JJ		3,868	4,572	03/28/2023	01/15/2029
740256-AA-0	Precision Inc 3.79 09/30/2034 Private	1			3.B Z	6,772,500	93.1870	6,311,090	6,772,500	6,311,090	189,389	(19)		3.790	3.844	MJSD		66,375	261,028	08/28/2019	09/30/2034
74101X-AE-0	PRESIDIO HOLDING INC 4.875 02/01/2027	1			4.B FE	31,623	97.7930	33,250	34,000	32,042		420		4.875	7.098	FA		691	829	03/28/2023	02/01/2027

E10.59

ANNUAL STATEMENT FOR THE YEAR 2023 OF THE ZURICH AMERICAN INSURANCE COMPANY

SCHEDULE D - PART 1

Showing All Long-Term BONDS Owned December 31 of Current Year

1	2	Codes			6	7	Fair Value		10	11	Change in Book/Adjusted Carrying Value				Interest					Dates	
		3	4	5			8	9			12	13	14	15	16	17	18	19	20	21	22
CUSIP Identification	Description	C o d e	F o r e i g n	B o n d C h a r	NAIC Designation, NAIC Designation Modifier and SVO Administrative Symbol	Actual Cost	Rate Used to Obtain Fair Value	Fair Value	Par Value	Book/ Adjusted Carrying Value	Unrealized Valuation Increase/ (Decrease)	Current Year's (Amor-tization)/ Accretion	Current Year's Other-Than-Temporary Impairment Recognized	Total Foreign Exchange Change in Book/ Adjusted Carrying Value	Rate of	Effective Rate of	When Paid	Admitted Amount Due and Accrued	Amount Received During Year	Acquired	Stated Contractual Maturity Date
74112B-AL-9	PRESTIGE BRANDS INC 5.125 01/15/2028			1	3.B FE	280,841	.97 9830	279,252	285,000	278,545	8,687		656		5.125	5.502	JJ	6,735	14,606	11/22/2022	01/15/2028
74112B-AM-7	PRESTIGE BRANDS INC 3.75 04/01/2031			1	4.A FE	325,251	.87 7830	295,829	337,000	295,829	16,040		1,043		3.750	4.224	AO	3,159	12,638	04/23/2021	04/01/2031
74153W-CP-2	PRICOA GLOBAL FUNDING 1.2 09/01/2026				1.D FE	1,451,367	.90 9280	1,336,642	1,470,000	1,458,192			4,120		1.200	1.525	MS	5,880	17,640	04/20/2022	09/01/2026
74165H-AB-4	PRIME HEALTHCARE SERVICE 7.25 11/01/2025			1	4.C FE	33,425	.97 7550	34,214	35,000	33,676			251		7.250	9.729	MN	423	1,269	08/04/2023	11/01/2025
74166M-AC-0	PRIME SECSRVC BRW/FINANC 5.75 04/15/2026			1	3.B FE	964,723	100.4460	922,094	918,000	916,989	40,496	(8,956)			5.750	4.784	MS	15,542	50,140	03/28/2023	04/15/2026
74166M-AE-6	PRIME SECSRVC BRW/FINANC 6.25 01/15/2028			1	4.B FE	418,778	.99 0350	425,851	430,000	412,528	17,809		785		6.250	7.121	JJ	12,392	24,500	08/08/2023	01/15/2028
74166M-AF-3	PRIME SECSRVC BRW/FINANC 3.375 08/31/2027			1	3.B FE	846,321	.92 5820	834,164	901,000	828,100	34,979	10,179			3.375	4.770	JD	1,352	30,409	12/06/2022	08/31/2027
74166N-AA-2	ADT SEC CORP 4.875 07/15/2032			1	3.B FE	635,583	.92 7860	617,027	665,000	603,223	35,997	1,921			4.875	5.601	JJ	14,949	31,371	07/19/2023	07/15/2032
74170*-AI-9	Prime Property Fund LLC 3.6 05/23/2029 Private				1.G	5,000,000	.94 2185	4,710,927	5,000,000	4,999,871		(5)			3.600	3.632	MN	18,500	180,000	05/23/2019	05/23/2029
74170*-AX-7	Prime Property Fund LLC 3.68 05/23/2031 Private				1.G	3,500,000	.92 0152	3,220,532	3,500,000	3,499,908		(3)			3.680	3.714	MN	13,238	128,800	05/23/2019	05/23/2031
74251V-AM-4	PRINCIPAL FINANCIAL GRP 3.1 11/15/2026			1	1.G FE	1,585,682	.95 3650	1,514,396	1,588,000	1,587,298			127		3.100	3.140	MN	6,290	49,228	11/03/2016	11/15/2026
74251V-AT-9	PRINCIPAL FINANCIAL GRP 5.375 03/15/2033			1	1.G FE	3,995,640	.92 3260	4,093,160	4,000,000	3,996,145			505		5.375	5.461	MS	63,306	111,681	03/06/2023	03/15/2033
74256L-EE-5	PRINCIPAL LFE GLB FND II 1.25 06/23/2025				1.E FE	325,479	.94 6290	312,276	330,000	328,087		1,258			1.250	1.654	JD	92	4,125	11/24/2021	06/23/2025
74256L-EP-0	PRINCIPAL LFE GLB FND II 1.25 08/16/2026				1.E FE	975,610	.90 7280	889,134	980,000	977,716		820			1.250	1.347	FA	4,594	12,250	08/10/2021	08/16/2026
74276#-AA-6	Principal Real Estate Investors Inc 3.63 07/02/2027 Private				1.G	15,000,000	.95 9291	14,389,366	15,000,000	15,000,037		22			3.630	3.663	JJ	269,225	542,988	07/02/2019	07/02/2027
743315-AR-4	PROGRESSIVE CORP 2.45 01/15/2027			1	1.F FE	1,390,903	.93 8860	1,262,767	1,345,000	1,372,126		(8,728)			2.450	1.778	JJ	15,195	32,953	04/22/2022	01/15/2027
743315-AW-3	PROGRESSIVE CORP 3.2 03/26/2030			1	1.F FE	765,941	.92 5580	638,650	690,000	738,933		(7,643)			3.200	1.975	MS	5,827	22,080	05/19/2020	03/26/2030
74340*-AJ-3	Prologis Targeted US Logistics 3.68 06/06/2034 Private				2.A	5,600,000	.87 4493	4,897,161	5,600,000	5,599,892		(9)			3.680	3.714	JD	13,739	206,080	06/06/2019	06/06/2034
74340X-BK-6	PROLOGIS LP 3.25 10/01/2026			1	1.G FE	625,664	.96 4990	530,745	550,000	582,889		(12,971)			3.250	0.915	AO	4,469	17,875	09/03/2020	10/01/2026
74340X-BR-1	PROLOGIS LP 1.25 10/15/2030			1	1.G FE	3,646,092	80.7670	2,956,072	3,660,000	3,651,615		1,156			1.250	1.294	AO	9,658	45,750	08/06/2020	10/15/2030
74340X-BY-6	PROLOGIS LP 2.875 11/15/2029			1	1.G FE	1,598,802	.90 6590	1,380,737	1,523,000	1,574,534		(8,769)			2.875	2.268	MN	5,595	43,786	02/16/2021	11/15/2029
74340X-BZ-3	PROLOGIS LP 1.75 07/01/2030			1	1.G FE	1,187,724	.83 6560	1,016,420	1,215,000	1,194,783		2,880			1.750	2.039	JJ	10,631	21,263	11/29/2021	07/01/2030
74340X-CB-5	PROLOGIS LP 2.25 01/15/2032			1	1.G FE	2,776,926	.83 5600	2,348,036	2,810,000	2,784,449		2,941			2.250	2.395	JJ	29,154	63,225	11/01/2021	01/15/2032
74340X-CE-9	PROLOGIS LP 4.75 06/15/2033			1	1.G FE	1,786,689	.90 2010	1,811,498	1,790,000	1,787,822		1,133			4.750	4.832	JD	3,779	60,226	03/23/2023	06/15/2033
74355*-AA-4	CONNECTICUT SERVICE PLAZAS 3.16 05/27/2043 Private				2.A PL	8,969,517	.83 8006	7,516,508	8,969,517	8,969,362		(30)			3.160	3.197	FMAN	26,769	283,437	05/27/2021	05/27/2043
743674-BD-4	PROTECTIVE LIFE CORP 4.3 09/30/2028			1	1.G FE	513,759	.97 1610	500,379	515,000	514,327		26			4.300	4.374	MS	5,598	22,145	08/16/2018	09/30/2028
74368C-BH-6	PROTECTIVE LIFE GLOBAL 1.303 09/20/2026				1.D FE	1,033,329	.90 5150	954,933	1,055,000	1,042,445		4,430			1.303	1.757	MS	3,857	13,747	11/29/2021	09/20/2026
743815-AE-2	MODIVCARE INC 5.875 11/15/2025			1	4.C FE	286,834	.99 5080	289,470	311,000	291,591		4,757			5.875	9.807	MN	2,355	12,161	08/07/2023	11/15/2025
74432Q-CG-8	PRUDENTIAL FINANCIAL INC 2.1 03/10/2030			1	1.G FE	3,009,427	.87 5830	2,642,379	3,017,000	3,012,412		628			2.100	2.139	MS	19,535	63,357	03/05/2020	03/10/2030
74432Q-CH-6	PRUDENTIAL FINANCIAL INC 1.5 03/10/2026			1	1.G FE	1,425,871	.93 2740	1,335,684	1,432,000	1,429,739		974			1.500	1.581	MS	6,623	21,480	03/05/2020	03/10/2026
744448-CE-9	PUBLIC SERVICE COLORADO 4.75 08/15/2041			1	1.F FE	647,517	.90 7820	590,083	650,000	648,204		57			4.750	4.774	FA	11,664	30,875	08/02/2011	08/15/2041
744448-CP-4	PUBLIC SERVICE COLORADO 3.7 06/15/2028			1	1.E FE	578,753	.96 2050	557,989	580,000	579,522		82			3.700	3.761	JD	954	21,460	06/14/2018	06/15/2028
74456Q-BY-1	PUBLIC SERVICE ELECTRIC 3.2 05/15/2029			1	1.F FE	681,540	.93 5290	561,174	600,000	649,654		(9,259)			3.200	1.560	MN	2,453	19,200	06/29/2020	05/15/2029
74460D-AC-3	PUBLIC STORAGE OP CO 3.094 09/15/2027			1	1.F FE	300,000	.95 2770	285,831	300,000	300,015		(11)			3.094	3.118	MS	2,733	9,282	09/13/2017	09/15/2027
74460W-AA-5	PUBLIC STORAGE OP CO 0.875 02/15/2026			1	1.F FE	2,028,458	.92 4010	1,921,941	2,080,000	2,053,334		12,156			0.875	1.491	FA	6,876	18,200	12/06/2021	02/15/2026
747525-BK-8	QUALCOMM INC 2.15 05/20/2030			1	1.F FE	1,300,724	.88 0520	1,149,959	1,306,000	1,302,526		489			2.150	2.207	MN	3,198	28,079	05/06/2020	05/20/2030
747525-BQ-5	QUALCOMM INC 4.25 05/20/2032			1	1.F FE	942,151	.99 1390	931,907	940,000	942,073		(217)			4.250	4.266	MN	4,550	39,950	06/16/2022	05/20/2032
74834L-BB-5	QUEST DIAGNOSTICS INC 2.95 06/30/2030			1	2.B FE	740,715	.89 3520	629,932	705,000	729,801		(3,153)			2.950	2.395	JD	10,457	10,399	05/21/2020	06/30/2030
748758-AJ-4	QUINN GROUP, INC 4.08 3/31/2028 PRIVATE				2.C YE	8,928,571	.97 4892	8,704,395	8,928,571	8,927,602		151			4.080	4.143	MJSD	92,083	364,286	04/12/2018	03/31/2028
749418-AA-3	RDO Equipment Co. 3.81 09/18/25 Private				2.C YE	825,000	.97 7040	806,058	825,000	824,996		28,638			3.810	3.810	MJSD	740,313	31,433	09/18/2013	09/18/2025
749418-AB-1	RDO Equipment Co. 3.5 09/30/24 Private				2.C YE	1,671,429	.98 0303	1,638,506	1,671,429	1,671,428		81			3.500	3.500	MJSD	14,788	43,875	09/30/2014	09/30/2024
749571-AF-2	RHP HOTEL PPTY/RHP FINAN 4.75 10/15/2027			1	4.A FE	866,933	.97 1320	862,532	888,000	851,067		37,587			4.750	5.481	AO	8,905	42,180	03/23/2023	10/15/2027
749571-AG-0	RHP HOTEL PPTY/RHP FINAN 4.5 02/15/2029			1	4.A FE	720,666	.93 2910	750,060	804,000	721,225		15,877			4.500	6.703	FA	13,668	36,180	11/18/2022	02/15/2029

E10.60

ANNUAL STATEMENT FOR THE YEAR 2023 OF THE ZURICH AMERICAN INSURANCE COMPANY

SCHEDULE D - PART 1

Showing All Long-Term BONDS Owned December 31 of Current Year

1	2	Codes			6	7	Fair Value		10	11	Change in Book/Adjusted Carrying Value				Interest					Dates	
		3	4	5			8	9			12	13	14	15	16	17	18	19	20	21	22
CUSIP Identification	Description	C o d e	F o r e i g n	B o n d C h a r	NAIC Designation, NAIC Designation Modifier and SVO Administrative Symbol	Actual Cost	Rate Used to Obtain Fair Value	Fair Value	Par Value	Book/ Adjusted Carrying Value	Unrealized Valuation Increase/ (Decrease)	Current Year's (Amortization)/ Accretion	Current Year's Other-Than-Temporary Impairment Recognized	Total Foreign Exchange Change in Book/ Adjusted Carrying Value	Rate of	Effective Rate of	When Paid	Admitted Amount Due and Accrued	Amount Received During Year	Acquired	Stated Contractual Maturity Date
749571-AJ-4	RHP HOTEL PPTY/RHP FINAN 7.25 07/15/2028			1	4.A FE	275,960	103.9760	285,934	275,000	276,457	12,161	497			7.250	7.286	JJ	10,467		06/13/2023	07/15/2028
74965L-AA-9	RLJ LODGING TRUST LP 3.75 07/01/2026			1	3.C FE	194,000	95.2570	184,799	194,000	184,799					3.750	3.784	JJ	3,638	7,275	06/10/2021	07/01/2026
74965L-AB-7	RLJ LODGING TRUST LP 4 09/15/2029			1	3.C FE	140,000	90.1690	126,237	140,000	126,237	11,964	(12)			4.000	4.037	MS	1,649	5,600	09/09/2021	09/15/2029
75103A-AA-3	RAISING CANE'S RESTAURA 9.375 05/01/2029			1	4.B FE	114,000	106.6100	121,535	114,000	114,141		141			9.375	9.595	MN	1,573		11/01/2023	05/01/2029
75144*-AE-9	Ramco Gershenson Properties L.P. 4.74 05/28/26 Private				2.C FE	5,475,000	96.6716	5,292,772	5,475,000	5,494,125		(7,645)			4.740	4.740	FIAN	23,789	259,515	05/28/2014	05/28/2026
75281A-BJ-7	RANGE RESOURCES CORP 8.25 01/15/2029			1	3.C FE	277,935	104.1360	280,126	269,000	275,057	388	(1,645)			8.250	7.400	JJ	10,233	18,274	03/02/2023	01/15/2029
75281A-BK-4	RANGE RESOURCES CORP 4.75 02/15/2030			1	3.C FE	414,126	92.6170	393,622	425,000	391,910	14,854	1,058			4.750	5.270	FA	7,626	20,188	11/22/2022	02/15/2030
75383K-AA-2	RACTOR ACQ/RACTOR CO-IS 4.875 11/01/2026			1	4.A FE	288,575	95.4390	273,910	287,000	273,910	18,242	(626)			4.875	4.813	MN	2,332	13,991	06/17/2021	11/01/2026
75458*-AB-5	RAYBURN ELECTRIC CO 6.04 30/12/2042 PRIVATE				2.B PL	5,322,995	98.7583	5,256,901	5,322,995	5,324,271		1,259			6.040	5.939	JD	163,806	17,745	06/16/2023	12/30/2042
75458J-AA-5	RAYBURN CTRY SEC LLC 2.307 12/01/2030			1	1.A FE	1,916,271	90.8210	1,740,376	1,916,271	1,916,671		(149)			2.307	2.319	JD	3,807	47,087	02/04/2022	12/01/2032
75513E-AD-3	RTX CORP 2.25 07/01/2030			1	2.A FE	1,143,524	86.2170	978,563	1,135,000	1,140,552		(827)			2.250	2.178	JJ	12,769	25,538	05/18/2020	07/01/2030
75513E-CH-2	RTX CORP 3.5 03/15/2027			1	2.A FE	4,677,845	96.3010	4,500,146	4,673,000	4,675,549		(1,029)			3.500	3.518	MS	48,158	163,555	12/10/2020	03/15/2027
75513E-CR-0	RTX CORP 5.15 02/27/2033			1	2.A FE	787,677	101.6630	803,138	790,000	788,073		385			5.150	5.254	FA	14,014	20,343	02/23/2023	02/27/2033
75524K-NH-3	CITIZENS BANK NA/RI 2.25 04/28/2025			1	2.A FE	5,273,624	95.6210	5,055,482	5,287,000	5,283,163		2,520			2.250	2.317	AO	20,818	118,958	04/27/2020	04/28/2025
75606D-AQ-4	REALOGY GROUP/CO-ISSUER 5.25 04/15/2030			1	5.A FE	404,011	74.6270	334,329	448,000	333,639	4,588	4,173			5.250	7.315	AO	4,965	23,520	12/06/2022	04/15/2030
75606D-AS-0	ANYWHERE REAL EST/CO-ISS 7 04/15/2030			1	4.B FE	261,329	91.9830	262,577	285,463	261,511	(546)	727			7.000	8.903	AO	4,219	2,831	09/13/2023	04/15/2030
75606D-AT-8	ANYWHERE REAL EST/CO-ISS 7 04/15/2030			1	4.B FE	115,146	92.3580	121,174	131,200	115,695		549			7.000	9.759	AO	1,939	1,301	08/24/2023	04/15/2030
756109-BE-3	REALTY INCOME CORP 4.625 11/01/2025			1	1.G FE	453,171	99.3650	402,428	405,000	426,354		(12,594)			4.625	1.535	MN	3,122	18,731	11/09/2021	11/01/2025
756109-BH-6	REALTY INCOME CORP 3.4 01/15/2028			1	1.G FE	1,542,555	95.1460	1,360,588	1,430,000	1,503,915		(18,189)			3.400	2.046	JJ	22,419	48,620	11/09/2021	01/15/2028
756109-BR-4	REALTY INCOME CORP 4.85 03/15/2030			1	1.G FE	365,608	100.4610	371,706	370,000	366,257		649			4.850	5.110	MS	5,284	12,063	01/09/2023	03/15/2030
75625Q-AD-1	RECKITT BENCKISER TSY 2.75 06/26/2024			1	1.G FE	812,733	98.5880	813,351	825,000	823,774		2,450			2.750	3.082	JD	252	22,688	03/28/2019	06/26/2024
758750-AC-7	REGAL REXNORD CORP 6.05 02/15/2026			1	2.C FE	169,760	101.0500	171,785	170,000	170,075		314			6.050	6.181	FA	3,885	5,742	01/09/2023	02/15/2026
758750-AD-5	REGAL REXNORD CORP 6.05 04/15/2028			1	2.C FE	686,560	100.9280	693,375	687,000	687,774		1,195			6.050	6.153	AO	8,775	30,134	01/09/2023	04/15/2028
758750-AE-3	REGAL REXNORD CORP 6.3 02/15/2030			1	2.C FE	134,885	102.6380	138,561	135,000	135,173		288			6.300	6.413	FA	3,213	4,749	01/09/2023	02/15/2030
758750-AF-0	REGAL REXNORD CORP 6.4 04/15/2027			1	2.C FE	342,947	104.0030	357,770	344,000	343,710		763			6.400	6.546	AO	4,648	15,962	01/09/2023	04/15/2033
75884R-BA-0	REGENCY CENTERS LP 3.7 06/15/2030			1	2.A FE	1,978,915	92.7800	1,693,235	1,825,000	1,936,179		(16,308)			3.700	2.669	JD	3,001	67,525	11/26/2021	06/15/2030
75888F-AE-7	REGENERON PHARMACEUTICAL 1.75 09/15/2030			1	2.B FE	593,362	82.2220	608,443	740,000	607,851		14,489			1.750	4.967	MS	3,813	12,950	02/09/2023	09/15/2030
760759-AS-9	REPUBLIC SERVICES INC 3.375 11/15/2027			1	2.A FE	920,451	96.1180	886,208	922,000	921,334		130			3.375	3.424	MN	3,976	31,118	11/13/2017	11/15/2027
760759-AX-8	REPUBLIC SERVICES INC 1.45 02/15/2031			1	2.A FE	977,248	81.1200	794,976	980,000	978,252		209			1.450	1.483	FA	5,368	14,210	08/11/2020	02/15/2031
761152-A*-8	RESMED INC. 3.24 07/10/2026 Private				2.A	4,700,000	97.0151	4,559,708	4,700,000	4,699,969		(6)			3.240	3.266	JJ	71,910	152,280	07/10/2019	07/10/2026
761152-A#-6	RESMED INC. 3.45 07/10/2029 Private				2.A	1,700,000	95.3894	1,621,620	1,700,000	1,699,987		(2)			3.450	3.480	JJ	27,696	58,650	07/10/2019	07/10/2029
76169#-AJ-2	REYES HOLDINGS LLC 3.71 10/17/2028 Private				1.G PL	7,000,000	95.7554	6,702,878	7,000,000	6,999,296		(74)			3.710	3.744	AO	53,383	259,700	10/17/2017	10/17/2028
76169#-AP-8	Reyes Holdings LLC 4.65 12/13/2029 Private				1.G PL	9,860,000	97.7635	9,639,479	9,860,000	9,859,759		(27)			4.650	4.704	JD	21,651	458,490	12/13/2018	12/13/2029
76174L-AA-1	PACTIV EVERGREEN GROUP 4 10/15/2027			1	4.A FE	700,024	93.9990	674,913	718,000	670,392	30,039	3,169			4.000	4.648	AO	6,063	28,420	12/06/2022	10/15/2027
763169-D*-7	RICHARDSON INTERNATIONAL 2.76 10/28/2031 PRIVATE				2.A PL	8,500,000	85.5449	7,271,318	8,500,000	8,499,878		32			2.760	2.779	JD	7,820	234,600	10/28/2021	10/28/2031
76680R-AJ-6	RINGCENTRAL INC 8.5 08/15/2030			1	3.B FE	272,650	102.2850	286,398	280,000	272,753		103			8.500	9.221	FA	8,925		10/16/2023	08/15/2030
76774L-AB-3	RITCHEE BROS HLDGS INC 6.75 03/15/2028			1	3.B FE	161,000	102.4120	164,883	161,000	161,286		286			6.750	6.863	MS	3,200	5,434	03/01/2023	03/15/2028
76774L-AC-1	RITCHEE BROS HLDGS INC 7.75 03/15/2031			1	4.A FE	167,000	106.4400	177,755	167,000	167,358		358			7.750	7.895	MS	3,811	6,471	03/01/2023	03/15/2031
771196-BW-1	ROCHE HOLDINGS INC 1.93 12/13/2028			1	1.C FE	552,079	89.0860	507,790	570,000	556,735		2,484			1.930	2.446	JD	550	11,001	02/04/2022	12/13/2028
77289K-AA-3	ROCKLIFF ENERGY II LLC 5.5 10/15/2029			1	4.A FE	427,917	94.5930	414,317	438,000	411,073	11,263	362			5.500	6.404	AO	5,086	22,385	11/14/2022	10/15/2029
77340R-AR-8	ROCKIES EXPRESS PIPELINE 4.95 07/15/2029			1	3.A FE	131,760	95.7450	137,873	144,000	133,777	1,550	1,484			4.950	6.595	JJ	3,287	7,128	08/10/2022	07/15/2029
77340R-AT-4	ROCKIES EXPRESS PIPELINE 4.8 05/15/2030			1	3.A FE	118,139	92.5500	124,943	135,000	120,531	1,094	1,729			4.800	7.020	MN	828	6,480	11/22/2022	05/15/2030
775109-CG-4	ROGERS COMMUNICATIONS IN 3.2 03/15/2027			1	2.C FE	649,942	95.3420	619,723	650,000	650,037		(32)			3.200	3.227	MS	6,124	30,550	07/27/2023	03/15/2027

E1061

ANNUAL STATEMENT FOR THE YEAR 2023 OF THE ZURICH AMERICAN INSURANCE COMPANY

SCHEDULE D - PART 1

Showing All Long-Term BONDS Owned December 31 of Current Year

1	2	Codes			6	7	Fair Value		10	11	Change in Book/Adjusted Carrying Value				Interest					Dates	
		3	4	5			8	9			12	13	14	15	16	17	18	19	20	21	22
CUSIP Identification	Description	C o d e	F o r e i g n	B o n d C h a r	NAIC Designation, NAIC Designation Modifier and SVO Administrative Symbol	Actual Cost	Rate Used to Obtain Fair Value	Fair Value	Par Value	Book/ Adjusted Carrying Value	Unrealized Valuation Increase/ (Decrease)	Current Year's (Amortization)/ Accretion	Current Year's Other-Than-Temporary Impairment Recognized	Total Foreign Exchange Change in Book/ Adjusted Carrying Value	Rate of	Effective Rate of	When Paid	Admitted Amount Due and Accrued	Amount Received During Year	Acquired	Stated Contractual Maturity Date
775109-CH-2	ROGERS COMMUNICATIONS IN 3.8 03/15/2032	A		1	2.C FE	772,375	91.7500	789,050	860,000	779,208					3.800	5.288	MS	9,622	32,680	02/06/2023	03/15/2032
775198-AR-1	Private Rogers Group, Inc & Affiliates 3.45 9/01/2027				2.B YE	10,000,000	94.7319	9,473,190	10,000,000	9,999,471					3.450	3.495	MUSD	28,750	349,792	09/01/2017	09/01/2027
775631-AD-6	ROLLER BEARING CO OF AM 4.375 10/15/2029			2	4.A FE	198,000	92.8320	183,807	198,000	183,807	12,697	(63)			4.375	4.422	AO	1,829	8,663	09/23/2021	10/15/2029
77578J-AB-4	ROLLS-ROYCE PLC 3.625 10/14/2025	D		1	3.A FE	377,000	96.5650	386,260	400,000	382,559	7,285	7,109			3.625	5.791	AO	3,061	14,500	11/21/2022	10/14/2025
77578J-AC-2	ROLLS-ROYCE PLC 5.75 10/15/2027	D		1	3.A FE	524,780	100.4260	502,130	500,000	499,057	27,235	(3,863)			5.750	4.940	AO	5,990	28,750	06/01/2022	10/15/2027
776743-AJ-5	ROPER TECHNOLOGIES INC 2 06/30/2030			1	2.B FE	1,230,100	84.9830	1,041,042	1,225,000	1,230,524		(207)			2.000	1.961	JD	13,268	12,250	09/29/2020	06/30/2030
780097-BA-8	NATWEST GROUP PLC 4.8 04/05/2026	D			1.G FE	485,038	99.1060	431,111	435,000	461,292		(11,287)			4.800	2.049	AO	4,988	20,880	11/16/2021	04/05/2026
780097-BL-4	NATWEST GROUP PLC VAR 05/08/2030	D		2,5	1.G FE	3,035,940	95.6500	3,386,010	3,540,000	3,097,687		53,585			4.445	7.029	MN	23,166	157,353	11/28/2022	05/08/2030
780153-BG-6	ROYAL CARIBBEAN CRUISES 5.5 04/01/2028			1	4.A FE	199,490	98.7080	200,377	203,000	194,801	29,379	437			5.500	6.113	AO	2,760	11,165	03/07/2023	04/01/2028
780153-BH-4	ROYAL CARIBBEAN CRUISES 4.25 07/01/2026			1	4.A FE	81,000	96.4250	104,139	108,000	88,431		6,255			4.250	13.388	JJ	2,282	4,590	10/18/2022	07/01/2026
780153-BJ-0	ROYAL CARIBBEAN CRUISES 5.5 08/31/2026			1	4.A FE	119,705	99.1940	121,017	122,000	119,192	12,999	454			5.500	6.256	FA	2,237	5,903	03/07/2023	08/31/2026
780153-BK-7	ROYAL CARIBBEAN CRUISES 5.375 07/15/2027			1	4.A FE	198,535	98.3700	199,691	203,000	197,822	34,517	755			5.375	5.960	JJ	5,001	10,911	03/29/2022	07/15/2027
780153-BL-5	ROYAL CARIBBEAN CRUISE 11.625 08/15/2027			1	4.A FE	839,515	108.8780	898,533	817,000	834,444	721	(5,261)			11.625	11.098	FA	35,616	74,708	09/08/2023	08/15/2027
780153-BR-2	ROYAL CARIBBEAN CRUISES 9.25 01/15/2029			1	3.C FE	819,878	107.6630	864,534	803,000	818,018	1,433	(2,642)			9.250	8.968	JJ	34,044	57,565	03/30/2023	01/15/2029
780153-BS-0	ROYAL CARIBBEAN CRUISES 8.25 01/15/2029			1	3.A FE	376,000	106.1450	399,105	376,000	377,045	1,074	24			8.250	8.404	JJ	14,218	24,041	09/22/2022	01/15/2029
780153-BT-8	ROYAL CARIBBEAN CRUISES 7.25 01/15/2030			1	3.C FE	455,325	104.1770	474,005	455,000	455,606		281			7.250	7.368	JJ	15,119	13,132	07/13/2023	01/15/2030
78016F-ZU-1	ROYAL BANK OF CANADA 6 11/01/2027	SD	A		1.E FE	6,073,366	104.7560	6,104,132	5,827,000	6,026,649		(46,716)			6.000	5.060	MN	233,080	180,637	01/05/2023	11/01/2027
78355H-KU-2	RYDER SYSTEM INC 4.3 06/15/2027			1	2.A FE	509,842	97.6890	498,214	510,000	510,094		(74)			4.300	4.352	JD	975	21,930	05/10/2022	06/15/2027
78409V-BF-0	S&P GLOBAL INC 4.75 08/01/2028			1	1.G FE	1,071,412	101.5010	1,086,061	1,070,000	1,071,038		(238)			4.750	4.771	FA	21,177	50,825	12/01/2022	08/01/2028
78410G-AD-6	SBA COMMUNICATIONS CORP 3.875 02/15/2027			1	3.B FE	849,362	95.9880	802,460	836,000	802,092	49,097	(3,786)			3.875	3.645	FA	12,238	32,395	07/06/2022	02/15/2027
78410G-AG-9	SBA COMMUNICATIONS CORP 3.125 02/01/2029			1	3.B FE	867,165	90.0110	876,707	974,000	854,095	27,827	12,144			3.125	5.356	FA	12,682	23,859	08/25/2023	02/01/2029
78433L-AD-8	SCE RECOVERY FUNDING LL 1.977 11/15/2028			1	1.A FE	343,731	93.1550	320,214	343,743	343,791		(31)			1.977	1.987	MN	7,484	7,484	02/08/2022	11/15/2030
78433L-AG-1	SCE RECOVERY FUNDING LL 4.697 06/15/2040			1	1.A FE	655,297	98.9070	648,193	655,356	655,829		511			4.697	4.752	JD	1,454	20,228	04/19/2023	06/15/2042
78433L-AH-9	SCE RECOVERY FUNDING LL 5.112 12/15/2047			1	1.A FE	709,925	99.2300	704,533	710,000	710,562		637			5.112	5.177	JD	1,714	22,987	04/19/2023	12/14/2049
78454L-AL-4	SM ENERGY CO 5.625 06/01/2025			1	3.C FE	586,664	99.1170	600,649	606,000	595,518	3,200	6,478			5.625	7.016	JD	2,841	34,088	03/08/2023	06/01/2025
78454L-AN-0	SM ENERGY CO 6.75 09/15/2026			1	3.C FE	254,709	100.0660	287,189	287,000	254,968	2,911	331			6.750	14.167	MS	5,704	18,259	07/24/2023	09/15/2026
78454L-AP-5	SM ENERGY CO 6.625 01/15/2027			1	3.C FE	21,210	99.8710	20,973	21,000	20,973	805	(74)			6.625	6.479	JJ	642	1,391	03/15/2022	01/15/2027
78454L-AW-0	SM ENERGY CO 6.5 07/15/2028			1	3.C FE	266,133	99.9650	274,904	275,000	266,566	5,621	1,061			6.500	7.376	JJ	8,242	13,585	06/01/2023	07/15/2028
78466C-AC-0	SS&C TECHNOLOGIES INC 5.5 09/30/2027			1	4.B FE	2,320,938	98.7130	2,242,759	2,272,000	2,226,806	103,980	(19,111)			5.500	5.284	MS	31,587	119,158	08/07/2023	09/30/2027
78471R-AB-2	SRS DISTRIBUTION INC 4.625 07/01/2028			1	4.C FE	1,685,266	95.2490	1,678,287	1,762,000	1,656,921	75,704	10,434			4.625	5.623	JJ	40,746	81,493	11/22/2022	07/01/2028
785592-AS-5	SABINE PASS LIQUEFACTION 5 03/15/2027			1	2.A FE	1,292,867	100.4250	1,139,824	1,135,000	1,224,167		(31,798)			5.000	2.255	MS	16,710	56,750	10/25/2021	03/15/2027
78573N-AJ-1	SABRE GLBL INC 8.625 06/01/2027			1	4.C FE	318,029	90.2500	292,410	324,000	292,410	(25,901)	282			8.625	9.437	MS	8,849		09/07/2023	06/01/2027
79466L-AG-9	SALESFORCE INC 0.625 07/15/2024			1	1.F FE	99,949	97.4460	97,446	100,000	99,993		9			0.625	0.643	JJ	288	625	06/29/2021	07/15/2024
795758-AK-3	Saltchuk Resources, Inc. 4.27 06/25/28 Private			1	1.F PL	1,950,000	96.6510	1,884,695	1,950,000	1,949,992		42			4.270	4.270	JD	1,388	83,265	06/25/2013	06/25/2028
797440-BZ-6	SAN DIEGO G & E 1.7 10/01/2030			1	1.F FE	1,400,612	82.6840	1,227,857	1,485,000	1,416,798		8,868			1.700	2.481	AO	6,311	25,245	05/11/2022	10/01/2030
80282K-AZ-9	SANTANDER HOLDINGS USA 3.244 10/05/2026			1	2.A FE	6,150,832	94.7520	5,842,408	6,166,000	6,158,811		2,168			3.244	3.310	AO	47,784	200,025	02/03/2020	10/05/2026
806213-AB-0	SCENTRE GROUP TRUST 1/2 3.5 02/12/2025	D		0	1.F FE	2,957,885	97.9260	2,927,008	2,989,000	2,957,027		3,368			3.500	3.623	FA	40,102	104,615	11/06/2014	02/12/2025
806407-D*-0	Henry Schein Inc 3.42 06/16/2027 PRIVATE				1.G YE	9,600,000	94.4057	9,062,952	9,600,000	9,599,934		16			3.420	3.449	JD	12,768	328,320	06/16/2017	06/16/2027
806407-E*-9	HENRY SCHEIN INC 3.32 01/02/2028 Private				1.G	5,000,000	95.7385	4,786,924	5,000,000	4,999,747		(39)			3.320	3.347	JJ	82,078	166,000	01/02/2018	01/02/2028
806407-F*-6	HENRY SCHEIN INC. 2.48 06/02/2031 Private				1.G	5,100,000	86.4690	4,409,917	5,100,000	5,099,947		5			2.480	2.495	JD	9,837	189,720	06/02/2021	06/02/2031
806407-G*-3	Henry Schein Inc 4.84 05/04/2030 PRIVATE				1.F Z	9,474,851	98.1669	9,301,171	9,474,851	9,474,096		(755)			4.840	4.895	MN	71,335	229,291	05/04/2023	05/04/2030
806851-AG-6	SCHLUMBERGER HLDGS CORP 4 12/21/2025			1	2.A FE	4,005,653	98.4410	3,851,012	3,912,000	3,934,796		(12,977)			4.000	3.678	JD	4,347	156,480	02/08/2018	12/21/2025
806851-AK-7	SCHLUMBERGER HLDGS CORP 3.9 05/17/2028			1	2.A FE	773,530	97.1080	746,630	715,000	746,666		(7,160)			3.900	2.803	MN	3,408	27,885	02/10/2020	05/17/2028
808513-AX-3	CHARLES SCHWAB CORP 3.85 05/21/2025			1	1.F FE	851,824	98.1940	785,552	800,000	811,571		(9,237)			3.850	2.679	MN	3,422	30,800	06/13/2019	05/21/2025

E10.62

ANNUAL STATEMENT FOR THE YEAR 2023 OF THE ZURICH AMERICAN INSURANCE COMPANY

SCHEDULE D - PART 1

Showing All Long-Term BONDS Owned December 31 of Current Year

1	2	Codes			6	7	Fair Value		10	11	Change in Book/Adjusted Carrying Value				Interest					Dates	
		3	4	5			8	9			12	13	14	15	16	17	18	19	20	21	22
CUSIP Identification	Description	C o d e	F o r e i g n	B o n d C h a r	NAIC Designation, NAIC Designation Modifier and SVO Administrative Symbol	Actual Cost	Rate Used to Obtain Fair Value	Fair Value	Par Value	Book/ Adjusted Carrying Value	Unrealized Valuation Increase/ (Decrease)	Current Year's (Amor-tization)/ Accretion	Current Year's Other-Than-Temporary Impairment Recognized	Total Foreign Exchange Change in Book/ Adjusted Carrying Value	Rate of	Effective Rate of	When Paid	Admitted Amount Due and Accrued	Amount Received During Year	Acquired	Stated Contractual Maturity Date
808513-BW-4	CHARLES SCHWAB CORP 3.3 04/01/2027			1	1.F FE	475,306	95.2980	453,618	476,000	475,881		19			3.300	3.320	AO	3,927	15,708	09/24/2021	04/01/2027
808625-AA-5	SCIENCE APPLICATIONS IN 4.875 04/01/2028			1	4.A FE	211,339	95.6470	203,728	213,000	203,299		208			4.875	5.125	AO	2,598	10,384	06/09/2022	04/01/2028
810186-AS-5	SCOTTS MIRACLE-GRO CO 4.5 10/15/2029			1	4.C FE	1,083,045	89.4840	949,425	1,061,000	944,398		91,730	(6,806)		4.500	4.348	AO	10,080	47,745	11/22/2022	10/15/2029
810186-AW-6	SCOTTS MIRACLE-GRO CO 4.375 02/01/2032			1	4.C FE	208,000	85.4540	177,744	208,000	177,744		18,718	(8)		4.375	4.422	FA	3,792	9,100	01/01/2022	02/01/2032
810186-AX-4	SCOTTS MIRACLE-GRO CO 4 04/01/2031			1	4.C FE	454,960	86.0750	403,692	469,000	400,749		39,608	(9)		4.000	5.801	AO	4,690	18,760	11/22/2022	04/01/2031
81104P-AA-7	SCRIPPS ESCROW INC 5.875 07/15/2027			1	4.A FE	164,250	88.7220	199,625	225,000	171,522		171,522	7,272		5.875	15.279	JJ	6,095	6,609	05/04/2023	07/15/2027
81211K-AA-8	SEALED AIR CORP 5.5 09/15/2025			1	3.B FE	21,025	100.1760	20,035	20,000	20,035		498	(313)		5.500	3.947	MS	324	1,100	03/21/2022	09/15/2025
81211K-AY-6	SEALED AIR CORP 4 12/01/2027			1	3.B FE	266,185	94.2580	240,358	255,000	240,358		9,615	(1,787)		4.000	3.250	JD	850	10,200	01/19/2022	12/01/2027
81211K-BA-7	SEALED AIR CORP 5 04/15/2029			1	3.B FE	79,414	97.3400	83,712	86,000	79,781		368	908		5.000	6.746	AO	908	2,150	08/10/2023	04/15/2029
812127-AA-6	SEALED AIR/SEALED AIR U 6.125 02/01/2028			1	3.B FE	135,718	100.5350	136,728	136,000	135,913		196			6.125	6.273	FA	3,471	3,849	08/08/2023	02/01/2028
812127-AB-4	SEALED AIR/SEALED AIR US 7.25 02/15/2031			1	3.B FE	266,000	105.9320	281,779	266,000	266,533		533			7.250	7.376	MM	2,196		11/08/2023	02/15/2031
81618T-AC-4	OFFICE PPTY INCOME TRST 4.5 02/01/2025			1	5.A FE	2,140,980	78.6350	1,572,700	2,000,000	1,572,700	(453,467)	(30,733)			4.500	2.977	FA	37,500	90,000	02/14/2020	02/01/2025
816851-BG-3	SEMPRA 3.4 02/01/2028			1	2.B FE	2,406,015	95.2610	2,308,174	2,423,000	2,415,427		1,628			3.400	3.513	FA	34,326	82,382	01/09/2018	02/01/2028
81725T-F#-2	PRIVATE				2.B	4,500,000	99.0566	4,457,548	4,500,000	4,499,841		(5)			3.650	3.683	MM	26,006	164,250	05/03/2017	05/03/2024
81725W-AJ-2	SENSATA TECHNOLOGIES BV 5 10/01/2025	D		1	3.B FE	108,976	100.1500	110,165	110,000	109,578		1,935	98		5.000	5.169	AO	1,360	5,500	03/21/2022	10/01/2025
81725W-AK-9	SENSATA TECHNOLOGIES BV 4 04/15/2029	D		1	3.B FE	1,382,475	92.9060	1,351,782	1,455,000	1,331,824		58,957	8,328		4.000	5.029	AO	12,125	55,540	06/06/2023	04/15/2029
81725W-AL-7	SENSATA TECHNOLOGIES BV 5.875 09/01/2030	D		1	3.B FE	240,000	99.6430	239,143	240,000	239,143		11,850	(97)		5.875	5.959	MS	4,661	14,178	08/15/2022	09/01/2030
81728U-AA-2	SENSATA TECH INC 4.375 02/15/2030			1	3.B FE	306,474	93.1050	297,005	319,000	294,994		12,436	1,292		4.375	5.130	FA	5,272	13,125	03/29/2023	02/15/2030
81728U-AB-0	SENSATA TECHNOLOGIES INC 3.75 02/15/2031			1	3.B FE	239,512	88.1240	237,935	270,000	228,792		6,220	2,676		3.750	5.622	FA	3,825	10,125	12/06/2022	02/15/2031
817565-CD-4	SERVICE CORP INTL 4.625 12/15/2027			1	3.C FE	53,000	97.2190	51,526	53,000	51,526		2,028	(6)		4.625	4.678	JD	109	2,451	12/05/2017	12/15/2027
817565-CE-2	SERVICE CORP INTL 5.125 06/01/2029			1	3.C FE	301,408	98.4860	276,746	281,000	276,746		17,199	(4,981)		5.125	4.123	JD	1,200	14,401	03/18/2022	06/01/2029
817565-CF-9	SERVICE CORP INTL 3.375 08/15/2030			1	3.C FE	1,195,534	87.8450	1,194,692	1,360,000	1,181,364		45,813	16,662		3.375	5.366	FA	17,340	44,989	03/10/2023	08/15/2030
81761L-AC-6	SERVICE PROPERTIES TRUS 8.625 11/15/2031			1	4.A FE	714,290	104.3890	753,689	722,000	715,347		1,058			8.625	9.003	MM	7,784		11/09/2023	11/15/2031
817826-AD-2	7-ELEVEN INC 1.3 02/10/2028			1	2.B FE	257,192	87.2880	225,203	258,000	257,580		96			1.300	1.352	FA	1,314	3,354	01/27/2021	02/10/2028
817826-AE-0	7-ELEVEN INC 1.8 02/10/2031			1	2.B FE	1,888,160	81.0810	1,621,620	2,000,000	1,911,416		11,240			1.800	2.498	FA	14,100	36,000	11/22/2021	02/10/2031
82101#-AA-0	Sheboygan Power LLC 5.06 12/15/24 Private				1.G	475,097	99.2044	471,317	475,097	474,974		8			5.060	5.060	JD	1,135	35,410	06/30/2005	12/15/2024
822582-CB-6	SHELL INTERNATIONAL FIN 3.875 11/13/2028	D		1	1.D FE	996,674	98.3510	840,901	855,000	937,158		(16,981)			3.875	1.761	MM	4,418	33,131	06/03/2020	11/13/2028
82415#-AD-7	PRIVATE				2.B PL	12,740,000	91.5508	11,663,570	12,740,000	12,739,829		(40)			4.470	4.558	JAJO	121,805	569,478	10/19/2020	10/13/2027
82434#-BJ-4	SHERWIN-WILLIAMS CO 2.95 08/15/2029			1	2.B FE	539,787	92.1630	529,937	575,000	547,132		4,338			2.950	3.956	FA	6,408	16,963	04/08/2022	08/15/2029
82453A-AA-5	SHIFT4 PAYMENTS LLC/FIN 4.625 11/01/2026			1	3.C FE	493,869	96.9360	512,791	529,000	501,948		7,594			4.625	6.732	MM	4,078	24,466	03/28/2023	11/01/2026
82620K-BD-4	SIEMENS FINANCIERINGSMAT 1.7 03/11/2028	D		1	1.E FE	349,402	89.6550	313,793	350,000	349,709		58			1.700	1.732	MS	1,802	5,950	03/02/2021	03/11/2028
82655K-AA-9	SIGECO SECURITIZATION I 5.026 11/15/2036			1	1.A FE	2,869,868	100.8170	2,893,448	2,870,000	2,871,946		2,077			5.026	5.083	MM	73,325		06/21/2023	11/15/2036
82873M-AA-1	SIMMONS FOOD INC/SIMMON 4.625 03/01/2029			1	4.C FE	210,556	86.7100	180,357	208,000	180,357		10,693	(528)		4.625	4.486	MS	3,207	9,620	04/23/2021	03/01/2029
828807-CW-5	SIMON PROPERTY GROUP LP 3.3 01/15/2026			1	1.G FE	1,784,216	97.0000	1,653,850	1,705,000	1,729,452		(13,250)			3.300	2.516	JJ	25,944	56,265	10/08/2019	01/15/2026
828807-DP-9	SIMON PROPERTY GROUP LP 1.375 01/15/2027			1	1.G FE	3,994,840	91.2670	3,650,680	4,000,000	3,997,678		695			1.375	1.405	JJ	25,361	55,000	08/09/2021	01/15/2027
829259-BA-7	SINCLAIR TELEVISION GRO 4.125 12/01/2030			1	3.C FE	242,257	70.5100	208,005	295,000	208,005		(17,182)			4.125	7.302	JD	1,014	12,169	12/06/2022	12/01/2030
82967N-BA-5	SIRIUS XM RADIO INC 5 08/01/2027			1	3.C FE	1,076,179	96.8730	1,061,728	1,096,000	1,046,882		33,703	2,404		5.000	5.676	FA	22,833	50,725	03/21/2023	08/01/2027
82967N-BC-1	SIRIUS XM RADIO INC 5.5 07/01/2029			1	3.C FE	1,828,467	96.9130	1,685,317	1,739,000	1,676,527		113,218	(25,441)		5.500	4.849	JJ	47,823	95,645	12/06/2022	07/01/2029
82967N-BD-6	SIRIUS XM RADIO INC 4 07/15/2028			1	3.C FE	605,354	91.9790	623,618	678,000	598,132		8,705			4.000	6.600	JJ	12,505	20,220	05/02/2023	07/15/2028
82967N-BL-1	SIRIUS XM RADIO INC 3.125 09/01/2026			1	3.C FE	124,815	94.5380	121,009	128,000	119,589		5,797			3.125	4.144	MS	1,333	3,125	10/03/2023	09/01/2026
82967N-BM-9	SIRIUS XM RADIO INC 3.875 09/01/2031			1	3.C FE	114,340	85.3950	106,744	125,000	106,183		6,866			3.875	5.135	MS	1,615	4,844	12/06/2022	09/01/2031
82983M-AB-6	SITIO ROYAL OP / SIT FI 7.875 11/01/2028			2	4.B FE	274,000	103.1670	282,678	274,000	274,274		937			7.875	8.206	MM	5,275		09/26/2022	11/01/2028
83001A-AC-6	SIX FLAGS ENTERTAINMENT 5.5 04/15/2027			1	4.C FE	122,594	97.8220	132,060	135,000	125,403		1,316			5.500	8.151	AO	1,568	7,425	12/06/2022	04/15/2027

E10.63

ANNUAL STATEMENT FOR THE YEAR 2023 OF THE ZURICH AMERICAN INSURANCE COMPANY

SCHEDULE D - PART 1

Showing All Long-Term BONDS Owned December 31 of Current Year

1	2	Codes			6	7	Fair Value		10	11	Change in Book/Adjusted Carrying Value				Interest					Dates	
		3	4	5			8	9			12	13	14	15	16	17	18	19	20	21	22
CUSIP Identification	Description	C o d e	F o r e i g n	B o n d C h a r	NAIC Designation, NAIC Designation Modifier and SVO Administrative Symbol	Actual Cost	Rate Used to Obtain Fair Value	Fair Value	Par Value	Book/ Adjusted Carrying Value	Unrealized Valuation Increase/ (Decrease)	Current Year's (Amortization)/ Accretion	Current Year's Other-Than-Temporary Impairment Recognized	Total Foreign Exchange Change in Book/ Adjusted Carrying Value	Rate of	Effective Rate of	When Paid	Admitted Amount Due and Accrued	Amount Received During Year	Acquired	Stated Contractual Maturity Date
83001A-AD-4	SIX FLAGS ENTERTAINMENT 7.25 05/15/2031			1	4.C FE	655,351	99.8200	673,785	675,000	656,322					7.250	7.903	MN	6,253	26,100	11/02/2023	05/15/2031
83001W-AC-8	SIX FLAGS THEME PARKS 7 07/01/2025 Skyway Concession Company LLC 4.01 7/10/2029			1	3.B FE	645,204	100.5450	600,254	597,000	600,143	8,353	(10,081)			7.000	4.934	JJ	20,895	41,790	11/22/2022	07/01/2025
83088G-BB-3	Private				2.B FE	9,480,000	92.8380	8,801,038	9,480,000	9,479,994					4.010	4.071	MJSD	95,037	285,111	07/10/2017	06/30/2027
83283W-AE-3	SMYRNA READY MIX CONCRE 8.875 11/15/2031			1	3.C FE	457,234	104.8250	479,050	457,000	458,388					1.155		MN	4,619		11/28/2023	11/15/2031
83368R-AW-2	SOCIETE GENERALE 3 01/22/2030			D	2.B FE	457,875	86.8970	399,726	460,000	458,779					3.000	3.077	JJ	6,057	13,800	01/16/2020	01/22/2030
83368R-BC-5	SOCIETE GENERALE VAR 06/09/2027			D	2.5	2.B FE	1,155,087	91.0170	1,055,797	1,160,000					1.792	1.884	JD	1,213	20,787	12/01/2021	06/09/2027
83545G-BD-3	SONIC AUTOMOTIVE INC 4.625 11/15/2029			1	3.C FE	394,295	90.9930	406,739	447,000	386,830	20,642				4.625	7.025	MN	2,642	20,674	03/02/2023	11/15/2029
835898-AH-0	SOTHEBY'S 7.375 10/15/2027			1	4.B FE	623,855	96.3710	599,428	622,000	599,428	12,916	(1,142)			7.375	7.610	JD	3,823	45,873	12/16/2022	10/15/2027
83600G-AA-2	SOTHEBY'S/BIDFAIR HLD 5.875 06/01/2029			1	4.B FE	233,450	87.3050	200,802	230,000	200,802	8,661	(742)			5.875	5.705	JD	1,126	13,513	12/08/2021	06/01/2029
8426EP-AD-0	SOUTHERN CO GAS CAPITAL 1.75 01/15/2031			1	2.A FE	2,261,913	81.6670	1,955,925	2,395,000	2,279,448					11.750		JJ	19,326	41,913	11/28/2022	01/15/2031
845467-AL-3	SOUTHWESTERN ENERGY CO 5.7 01/23/2025			1	3.B FE	15,535	99.6290	17,933	18,000	17,337					5.700	10.157	JJ	450	1,026	05/11/2020	01/23/2025
845467-AP-4	SOUTHWESTERN ENERGY CO 8.375 09/15/2028			1	3.A FE	521,194	103.9300	493,668	475,000	490,085	11,002	(12,860)			8.375	6.773	MS	11,713	39,781	11/22/2022	09/15/2028
845467-AQ-0	SOUTHWESTERN ENERGY CO 5.375 02/01/2029			1	3.A FE	409,130	97.3690	407,002	418,000	402,583					5.375	5.895	FA	9,361	19,108	05/31/2023	02/01/2029
845467-AS-8	SOUTHWESTERN ENERGY CO 5.375 03/15/2030			1	3.A FE	267,580	97.3060	265,645	273,000	262,896	15,395	546			5.375	5.805	MS	4,321	14,674	12/06/2022	03/15/2030
845467-AT-6	SOUTHWESTERN ENERGY CO 4.75 02/01/2032			1	3.A FE	101,292	92.7930	97,433	105,000	96,221	6,278	291			4.750	5.337	FA	2,078	4,988	12/06/2022	02/01/2032
84749A-AA-5	SPECIALTY BUILDING PROD 6.375 09/30/2026			1	4.C FE	147,427	98.9440	139,511	141,000	139,511	29,559	(3,302)			6.375	5.467	MS	2,272	8,989	03/18/2022	09/30/2026
84762L-AV-7	SPECTRUM BRANDS INC 5 10/01/2029			1	4.B FE	448,912	95.7130	414,437	433,000	410,236	37,942	(5,160)			5.000	4.610	AO	5,413	21,650	11/22/2022	10/01/2029
84762L-AW-5	SPECTRUM BRANDS INC 5.5 07/15/2030			1	4.B FE	420,522	97.4540	379,096	389,000	379,004	39,312	(5,597)			5.500	4.487	JJ	9,865	21,395	03/21/2022	07/15/2030
84762L-AX-3	SPECTRUM BRANDS INC 3.875 03/15/2031			1	4.B FE	195,784	90.8130	208,870	230,000	193,352	10,885	3,121			3.875	6.384	MS	2,624	8,913	12/08/2022	03/15/2031
84857B-AD-8	SPIRE MISSOURI INC 2.84 11/15/2029 Private				1.F	10,000,000	89.9212	8,992,119	10,000,000	9,999,826		(12)			2.840	2.860	MN	35,500	284,000	11/12/2019	11/15/2029
85205T-AN-0	SPIRIT AEROSYSTEMS INC 9.375 11/30/2029			1	3.C FE	717,024	108.9180	760,248	698,000	714,714	25	(3,431)			9.375	9.040	MN	5,635	66,710	03/16/2023	11/30/2029
85205T-AR-1	SPIRIT AEROSYSTEMS INC 9.75 11/15/2030			1	4.C FE	311,000	107.5270	334,409	311,000	311,819					9.750	9.987	MN	3,369		11/09/2023	11/15/2030
852234-AN-3	BLOCK INC 2.75 06/01/2026			1	3.A FE	371,839	94.1680	389,856	414,000	380,593					2.750	6.509	JD	949	11,385	05/12/2023	06/01/2026
852234-AP-8	BLOCK INC 3.5 06/01/2031			1	3.A FE	1,740,181	88.8020	1,808,009	2,036,000	1,744,527	83,609	26,874			3.500	5.734	JD	5,938	71,260	01/05/2023	06/01/2031
85236F-AA-1	SMYRNA READY MIX CONCRET 6 11/01/2028			1	3.C FE	1,125,233	98.7230	1,071,145	1,085,000	1,066,419	114,849	(25,328)			6.000	5.515	MN	10,850	61,320	08/08/2023	11/01/2028
853254-BN-9	STANDARD CHARTERED PLC VAR 05/21/2025			D	2.5	1.G FE	640,000	99.1210	634,374	640,000					3.785	3.821	MN	2,624	24,224	05/16/2019	05/21/2025
853254-CB-4	STANDARD CHARTERED PLC VAR 03/23/2025			D	2.5	1.G FE	1,020,000	98.8540	1,008,311	1,020,000					1.214	1.217	MS	3,336	12,383	03/16/2021	03/23/2025
853496-AC-1	STANDARD INDUSTRIES INC 5 02/15/2027			1	3.B FE	898,238	97.5150	891,287	914,000	876,639	29,358	2,624			5.000	5.735	FA	17,264	45,700	12/06/2022	02/15/2027
853496-AD-9	STANDARD INDUSTRIES INC 4.75 01/15/2028			1	3.B FE	843,381	96.3050	824,371	856,000	809,384	41,952	(190)			4.750	5.301	JJ	18,749	40,660	12/06/2022	01/15/2028
853496-AG-2	STANDARD INDUSTRIES INC 4.375 07/15/2030			1	3.B FE	688,259	91.7520	628,501	685,000	627,610	67,098	(613)			4.375	4.373	JJ	13,819	29,969	05/25/2022	07/15/2030
853496-AH-0	STANDARD INDUSTRIES INC 3.375 01/15/2031			1	3.B FE	272,324	85.8950	251,672	293,000	248,598					3.375	5.632	JJ	4,560	9,332	03/14/2023	01/15/2031
855030-AN-2	STAPLES INC 7.5 04/15/2026			1	4.C FE	1,015,227	93.2900	959,954	1,029,000	955,841	68,101	1,946			7.500	8.362	AO	16,292	77,175	11/22/2022	04/15/2026
855030-AP-7	STAPLES INC 10.75 04/15/2027			1	5.B FE	89,074	72.9920	65,693	90,000	65,693					10.750	11.255	AO	2,043	9,675	02/27/2020	04/15/2027
855170-AA-4	STAR PARENT INC 9 10/01/2030			1	4.A FE	687,819	104.9980	719,236	685,000	688,760					9.000	9.119	AO	15,926		09/20/2023	10/01/2030
855244-AT-6	STARBUCKS CORP 3.55 08/15/2029			1	2.A FE	218,141	96.2540	182,883	190,000	208,561					3.550	1.694	FA	2,548	6,745	01/14/2021	08/15/2029
855244-AW-9	STARBUCKS CORP 2.25 03/12/2030			1	2.A FE	469,297	87.6720	469,045	535,000	481,647					2.250	4.128	MS	3,645	12,038	04/20/2022	03/12/2030
855244-BC-2	STARBUCKS CORP 3 02/14/2032			1	2.A FE	179,660	89.4460	161,003	180,000	179,752					3.000	3.043	FA	2,055	5,400	02/09/2022	02/14/2032
85571B-AY-1	STARWOOD PROPERTY TRUST 4.375 01/15/2027			1	3.C FE	41,000	94.5050	38,747	41,000	38,747	2,682	(15)			4.375	4.423	JJ	827	1,794	01/10/2022	01/15/2027
857477-BG-7	STATE STREET CORP 2.4 01/24/2030			2.5	1.F FE	2,216,790	89.1270	1,893,949	2,125,000	2,184,849					2.400	1.923	JJ	22,242	51,000	07/09/2020	01/24/2030
857477-BM-4	STATE STREET CORP VAR 03/30/2026			2.5	1.F FE	818,000	97.1120	794,376	818,000	817,889					2.901	2.923	MS	5,933	23,730	11/04/2020	03/30/2026
857477-BQ-5	STATE STREET CORP VAR 11/18/2027			2.5	1.F FE	1,950,000	91.6830	1,787,819	1,950,000	1,950,056					1.684	1.691	MN	3,922	32,838	11/15/2021	11/18/2027
857477-BV-4	STATE STREET CORP VAR 08/04/2033			2.5	1.F FE	2,941,460	94.0120	2,919,073	3,105,000	2,949,917					4.164	4.876	FA	52,794	64,646	04/18/2023	08/04/2033
857477-CA-9	STATE STREET CORP VAR 01/26/2034			2.5	1.E FE	660,000	98.2420	648,397	660,000	660,217					4.821	4.879	JJ	13,611	15,909	01/23/2023	01/26/2034
857691-AG-4	STATION CASINOS LLC 4.5 02/15/2028			1	4.C FE	723,409	94.6720	743,175	785,000	725,013	33,763	10,012			4.500	6.386	FA	13,345	35,325	12/06/2022	02/15/2028

E10.64

ANNUAL STATEMENT FOR THE YEAR 2023 OF THE ZURICH AMERICAN INSURANCE COMPANY

SCHEDULE D - PART 1

Showing All Long-Term BONDS Owned December 31 of Current Year

1	2	Codes			6	7	Fair Value		10	11	Change in Book/Adjusted Carrying Value				Interest					Dates	
		3	4	5			8	9			12	13	14	15	16	17	18	19	20	21	22
CUSIP Identification	Description	C o d e	F o r e i g n	B o n d C h a r	NAIC Designation, NAIC Designation Modifier and SVO Administrative Symbol	Actual Cost	Rate Used to Obtain Fair Value	Fair Value	Par Value	Book/ Adjusted Carrying Value	Unrealized Valuation Increase/ (Decrease)	Current Year's (Amortization)/ Accretion	Current Year's Other-Than-Temporary Impairment Recognized	Total Foreign Exchange Change in Book/ Adjusted Carrying Value	Rate of	Effective Rate of	When Paid	Admitted Amount Due and Accrued	Amount Received During Year	Acquired	Stated Contractual Maturity Date
857691-AH-2	STATION CASINOS LLC 4.625 12/01/2031			1	4.C FE	319,835	.90	621,000	342,000	309,924	32,494	1,815			4.625	5.584	JD	1,318	15,818	03/18/2022	12/01/2031
858119-BJ-8	STEEL DYNAMICS INC 2.8 12/15/2024			1	2.B FE	720,323	.97	404,000	755,000	738,126		16,565			2.800	5.276	JD	940	21,140	12/01/2022	12/15/2024
858586-K8-8	Stepan Co 2.73 12/10/2031 Private				2.C PL	12,950,000	.88	2374,000	12,950,000	12,949,610		(134)			2.730	2.749	JD	20,623	360,010	12/10/2021	12/10/2031
858912-AG-3	STERICYCLE INC 3.875 01/15/2029			1	3.C FE	736,158	.91	1100,000	759,000	688,840	23,330	2,933			3.875	4.538	JJ	13,562	29,411	12/06/2022	01/15/2029
859152-E8-5	STERIS CORP 3.55 05/14/2027 Private				2.B FE	9,550,000	.95	0204,000	9,550,000	9,550,454		62			3.550	3.550	MN	43,320	339,025	05/15/2015	05/14/2027
864486-AL-9	SUBURBAN PROPANE PARTNRS 5 06/01/2031			1	4.A FE	60,000	.91	4660,000	60,000	54,880	3,532	(13)			5.000	5.061	JD	250	3,000	05/10/2021	06/01/2031
86562M-AF-7	SUMITOMO MITSUI FINL GR 2.632 07/14/2026			D	1.G FE	3,667,000	.94	5190,000	3,667,000	3,667,236		(194)			2.632	2.649	JJ	44,772	96,515	07/07/2016	07/14/2026
86562M-AV-2	SUMITOMO MITSUI FINL GR 3.352 10/18/2027			D	1.G FE	3,229,786	.94	7320,000	3,215,000	3,222,837		(2,039)			3.352	3.314	AO	21,853	107,767	11/06/2019	10/18/2027
86562M-BV-1	SUMITOMO MITSUI FINL GR 2.348 01/15/2025			D	1.G FE	2,278,756	.97	0910,000	2,150,000	2,182,265		(30,830)			2.348	0.889	JJ	23,278	50,482	02/11/2021	01/15/2025
86562M-BW-9	SUMITOMO MITSUI FINL GRP 2.75 01/15/2030			D	1.G FE	2,306,148	.88	3050,000	2,740,000	2,361,967		51,524			2.750	5.536	JJ	34,745	75,350	11/28/2022	01/15/2030
86562M-CA-6	SUMITOMO MITSUI FINL GR 1.474 07/08/2025			D	1.G FE	8,119,040	.94	5310,000	8,000,000	8,042,025		(27,431)			1.474	1.125	JJ	56,667	117,920	03/03/2021	07/08/2025
86563V-BA-6	SUMITOMO MITSUI TR BK LT 2.8 03/10/2027			D	1.F FE	3,996,280	.93	7240,000	4,000,000	3,998,897		301			2.800	2.840	MS	34,222	112,000	03/03/2022	03/10/2027
86614R-AN-7	SUMMIT MATERIALS LLC/FIN 5.25 01/15/2029			1	3.C FE	221,559	.96	9940,000	218,000	209,928	8,527	(1,604)			5.250	5.138	JJ	5,277	11,445	12/06/2022	01/15/2029
86614R-AP-2	SUMMIT MATERIALS LLC/FIN 7.25 01/15/2031			1	3.B FE	334,000	1.05	6170,000	334,000	334,825		825			7.250	7.378	JJ	1,143		11/30/2023	01/15/2031
86614W-AE-6	SUMMIT MID HLDS LLC / FI 9 10/15/2026 - STRPPD				4.A FE	119,796	.99	8040,000	122,000	120,703	4,496	372			9.000	9.191	AO	2,318	10,980	11/22/2022	10/15/2026
86765K-AA-7	SUNOCO LP/FINANCE CORP 7 09/15/2028			1	3.B FE	177,000	1.02	6310,000	177,000	177,161		161			7.000	7.122	MS	3,476		09/13/2023	09/15/2028
86765L-AN-7	SUNOCO LP/FINANCE CORP 5.875 03/15/2028			1	3.B FE	122,689	.99	8380,000	122,000	121,802		(141)			5.875	5.824	MS	2,110	7,168	12/03/2018	03/15/2028
86765L-AO-0	SUNOCO LP/FINANCE CORP 6 04/15/2027			1	3.B FE	68,575	1.00	3340,000	65,000	65,217	1,836	(796)			6.000	5.191	AO	823	3,900	07/25/2019	04/15/2027
86765L-AT-4	SUNOCO LP/FINANCE CORP 4.5 05/15/2029			1	3.B FE	472,781	.93	3250,000	487,000	448,611	21,379	1,626			4.500	5.262	MN	2,800	21,915	12/06/2022	05/15/2029
86765L-AZ-0	SUNOCO LP/FINANCE CORP 4.5 04/30/2030			1	3.B FE	221,500	.92	6180,000	230,000	210,322	9,791	797			4.500	5.208	AO	1,754	10,350	12/06/2022	04/30/2030
86772J-AB-9	PROJECT SOLEIL SUNRUN 6.60 01/30/2059 InfraDebt				1.G FE	14,288,929	1.02	7726,000	14,545,316	14,316,296		29,266			6.465	6.904	JAJU	156,727	91,424	09/14/2023	01/30/2059
86787E-BB-2	TRUIST BANK 4.05 11/03/2025			1	1.F FE	2,998,170	.98	3670,000	3,000,000	2,999,244		227			4.050	4.101	MN	19,575	121,500	10/24/2018	11/03/2025
86803U-AD-3	SUNTOROY HOLDINGS LTD 2.25 10/16/2024			1	2.A FE	698,152	.97	3740,000	700,000	699,680		382			2.250	2.320	AO	3,238	15,750	10/31/2019	10/16/2024
86828L-AC-6	SUPERIOR PLUS/GEN PRTRN 4.5 03/15/2029			A	3.C FE	204,054	.92	4280,000	202,256	202,256	4,403	2,979			4.500	6.643	MS	3,008	10,215	11/22/2022	03/15/2029
86959L-AH-6	SVENSKA HANDELSBANKEN AB VAR 06/11/2027			D	2.5	1,511,487	.90	8650,000	1,520,000	1,514,735		1,472			1.418	1.528	JD	1,138	21,554	11/26/2021	06/11/2027
87157D-AG-4	SYNAPTICS INC 4 06/15/2029			1	3.C FE	802,026	.90	1500,000	854,000	760,937	38,571	5,706			4.000	5.223	JD	1,518	34,160	04/13/2023	06/15/2029
87165B-AD-5	SYNCHRONY FINANCIAL 4.25 08/15/2024			1	2.C FE	13,547,285	.98	7730,000	13,203,000	13,217,884		(42,257)			4.250	3.922	FA	211,982	561,128	12/22/2014	08/15/2024
87165B-AR-4	SYNCHRONY FINANCIAL 2.875 10/28/2031			1	2.C FE	3,506,069	.80	1410,000	3,510,000	3,507,171		302			2.875	2.909	AO	17,660	100,913	10/25/2021	10/28/2031
87165B-AS-2	SYNCHRONY FINANCIAL 4.875 06/13/2025			1	2.C FE	999,280	.98	2200,000	1,000,000	999,836		31			4.875	4.961	JD	2,438	48,750	06/08/2022	06/13/2025
871829-BF-3	SYSOC CORPORATION 3.25 07/15/2027			1	2.B FE	677,194	.95	6540,000	700,000	699,438		2,470			3.250	3.990	JJ	10,490	22,750	02/14/2018	07/15/2027
87246Y-AC-0	NUVEEN FINANCE LLC 4.125 11/01/2024			1	1.F FE	9,018,163	.98	5890,000	8,812,000	8,831,458		(24,080)			4.125	3.838	MN	60,583	363,495	12/15/2014	11/01/2024
872540-AT-6	TJX COS INC 3.875 04/15/2030			1	1.F FE	640,157	.96	2740,000	700,000	648,248		6,765			3.875	5.338	AO	5,726	27,125	10/11/2022	04/15/2030
87264A-CA-1	T-MOBILE USA INC 3.5 04/15/2025			1	2.B FE	2,419,071	.97	8840,000	2,190,000	2,252,718		(51,573)			3.500	1.106	AO	16,182	76,650	06/01/2021	04/15/2025
87264A-BF-1	T-MOBILE USA INC 3.875 04/15/2030			1	2.B FE	5,224,888	.94	6490,000	4,824,000	5,118,692		(44,576)			3.875	2.821	AO	39,463	186,930	11/16/2021	04/15/2030
87264A-BX-2	T-MOBILE USA INC 2.25 11/15/2031			1	2.B FE	173,983	.83	0420,000	174,000	174,046		(7)			2.250	2.263	MN	500	3,915	10/19/2020	11/15/2031
87264A-CA-1	T-MOBILE USA INC 2.05 02/15/2028			1	2.B FE	995,874	.90	0960,000	998,000	996,963		234			2.050	2.091	FA	7,729	20,459	06/18/2020	02/15/2028
87264A-CB-9	T-MOBILE USA INC 2.55 02/15/2031			1	2.B FE	673,940	.86	0490,000	654,000	667,753		(1,839)			2.550	2.234	FA	6,300	16,677	05/21/2021	02/15/2031
87264A-CS-2	T-MOBILE USA INC 2.4 03/15/2029			1	2.B FE	835,381	.89	4750,000	1,015,000	862,876		24,386			2.400	5.862	MS	7,173	24,360	11/22/2022	03/15/2029
87265H-AG-4	TRI POINTE HOMES INC 5.7 06/15/2028			1	3.B FE	51,000	.99	3700,000	50,682	50,682	4,244	(7)			5.700	5.781	JD	129	2,907	06/03/2020	06/15/2028
87305N-C*-7	TTX CO 3 06/29/2032 Private				1.F	14,760,000	.88	0073,000	14,760,000	14,759,943		(14)			3.000	3.022	JD	1,230	442,800	06/29/2020	06/29/2032
87405A-AH-2	TAKE-TWO INTERACTIVE SOF 4 04/14/2032			1	2.B FE	640,554	.94	7350,000	715,000	645,747		5,193			4.000	5.541	AO	6,117	28,600	03/06/2023	04/14/2032
874060-AX-4	TAKEDA PHARMACEUTICAL 2.05 03/31/2030			D	2.A FE	872,740	.85	4560,000	1,105,000	902,904		26,486			2.050	5.636	MS	5,726	22,653	11/09/2022	03/31/2030
87422V-AK-4	TALLEN ENERGY SUPPLY LLC 8.625 06/01/2030			1	3.B FE	122,000	1.06	2170,000	122,000	122,323		323			8.625	8.803	JD	877	5,846	04/28/2023	06/01/2030
87470L-AD-3	TALLGRASS NRG PRTRN/FIN 5.5 01/15/2028			1	3.C FE	206,486	.94	8510,000	219,000	205,521		7,181			5.500	7.407	JJ	5,554	12,045	01/06/2023	01/15/2028
87470L-AG-6	TALLGRASS NRG PRTRN/FIN 6 03/01/2027			1	3.C FE	431,164	.98	2160,000	428,000	419,603		20,437			6.000	5.965	MS	8,560	25,680	11/22/2022	03/01/2027

E10.65

ANNUAL STATEMENT FOR THE YEAR 2023 OF THE ZURICH AMERICAN INSURANCE COMPANY

SCHEDULE D - PART 1

Showing All Long-Term BONDS Owned December 31 of Current Year

1	2	Codes			6	7	Fair Value		10	11	Change in Book/Adjusted Carrying Value				Interest				Dates		
		3	4	5			8	9			12	13	14	15	16	17	18	19	20	21	22
CUSIP Identification	Description	C o d e	F o r e i g n	B o n d C h a r	NAIC Designation, NAIC Designation Modifier and SVO Administrative Symbol	Actual Cost	Rate Used to Obtain Fair Value	Fair Value	Par Value	Book/ Adjusted Carrying Value	Unrealized Valuation Increase/ (Decrease)	Current Year's (Amortization)/ Accretion	Current Year's Other-Than-Temporary Impairment Recognized	Total Foreign Exchange Change in Book/ Adjusted Carrying Value	Rate of	Effective Rate of	When Paid	Admitted Amount Due and Accrued	Amount Received During Year	Acquired	Stated Contractual Maturity Date
87470L-AH-4	TALLGRASS NRG PRTRN/FIN 7.5 10/01/2025			1	3.C FE	397,807	101.1090	385,225	381,000	381,279	5,574	(7,787)			7.500	6.478	AO	7,144	28,575	03/17/2023	10/01/2025
87470L-AJ-0	TALLGRASS NRG PRTRN/FIN 6 12/31/2030			1	3.C FE	124,591	93.7990	120,063	128,000	119,424	7,567	527			6.000	6.547	JD	3,840	4,305	12/06/2022	12/31/2030
87470L-AK-7	TALLGRASS NRG PRTRN/FIN 6 09/01/2031			1	3.C FE	284,723	92.6510	272,394	294,000	271,130	17,201	721			6.000	6.585	MS	5,880	17,640	11/22/2022	09/01/2031
87612B-BL-5	TARGA RESOURCES PARTNERS 6.5 07/15/2027			1	2.C FE	1,049	101.5606	1,015	999	1,015		(10)			6.500	5.734	JJ	30	65	02/28/2020	07/15/2027
87612B-BN-1	TARGA RESOURCES PARTNER 6.875 01/15/2029			1	2.C FE	312,707	103.2830	307,784	298,001	304,620		(1,941)			6.875	5.992	JJ	9,447	20,488	11/22/2022	01/15/2029
87612B-BS-0	TARGA RESOURCES PARTNER 4.875 02/01/2031			1	2.C FE	211,264	97.0890	199,032	205,000	208,849		(801)			4.875	4.711	FA	4,164	9,994	11/22/2022	02/01/2031
87612B-BU-5	TARGA RESOURCES PARTNERS 4 01/15/2032			1	2.C FE	105,973	91.1240	96,591	106,000	106,074		(8)			4.000	4.040	JJ	1,955	4,240	02/02/2021	01/15/2032
87612E-BM-7	TARGET CORP 1.95 01/15/2027			1	1.F FE	1,118,087	93.2660	1,044,579	1,120,000	1,118,933		319			1.950	1.996	JJ	10,071	21,840	01/19/2022	01/15/2027
87724R-AA-0	TAYLOR MORRISON COMM 5.875 06/15/2027			1	3.B FE	358,545	100.5610	342,913	341,000	341,993	17,068	(3,308)			5.875	4.872	JD	890	20,034	03/23/2023	06/15/2027
87724R-AJ-1	TAYLOR MORRISON COMM 5.125 08/01/2030			1	3.B FE	69,038	96.8850	66,851	69,000	66,851	6,825	(13)			5.125	5.181	FA	1,473	3,536	03/21/2022	08/01/2030
87901J-AF-2	TEGNA INC 4.75 03/15/2026			1	3.C FE	40,740	97.4580	40,932	42,000	40,932	(126)	318			4.750	5.917	MS	587	1,995	02/24/2023	03/15/2026
87901J-AH-8	TEGNA INC 5 09/15/2029			1	3.A FE	263,548	91.7500	277,085	302,000	263,995		448			5.000	7.918	MS	4,446		12/12/2023	09/15/2029
87927V-AF-5	TELECOM ITALIA CAPITAL 6.375 11/15/2033			D	4.A FE	342,659	98.5970	352,977	358,000	343,575	48,918	145			6.375	7.063	MN	2,916	22,823	06/11/2019	11/15/2033
87927V-AM-0	TELECOM ITALIA CAPITAL 6 09/30/2034			D	4.A FE	895,686	95.2010	921,546	968,000	896,674	153,040	892			6.000	7.030	MS	14,681	57,510	09/07/2023	09/30/2034
87927V-AR-9	TELECOM ITALIA CAPITAL 7.2 07/18/2036			D	4.A FE	43,313	100.5350	35,187	35,000	35,187	7,184	(406)			7.200	5.150	JJ	1,141	2,520	08/27/2020	07/18/2036
87927V-AV-0	TELECOM ITALIA CAPITAL 7.721 06/04/2038			D	4.A FE	3,790	102.8260	4,113	4,000	3,792		2			7.721	8.518	JD	23	154	09/12/2023	06/04/2038
879369-AF-3	TELEFLEX INC 4.625 11/15/2027			1	3.B FE	19,425	97.4470	20,464	21,000	19,810		262			4.625	6.392	MN	124	971	06/30/2022	11/15/2027
879369-AG-1	TELEFLEX INC 4.25 06/01/2028			1	3.B FE	415,652	95.5700	427,198	447,000	417,343	3,960	4,896			4.250	5.859	JD	1,583	18,998	11/18/2023	06/01/2028
88023J-AD-8	TEMPO ACQUISITION LLC/FI 5.75 06/01/2025			1	3.C FE	286,811	100.1680	287,482	287,000	285,452	684	188			5.750	6.017	JD	1,375	16,503	06/16/2022	06/01/2025
88023J-AH-4	TEMPUR SEALY INTL INC 4 04/15/2029			1	3.B FE	855,853	90.6720	821,488	906,000	807,793	41,968	5,958			4.000	5.179	AO	7,651	36,240	12/06/2022	04/15/2029
88023J-AJ-0	TEMPUR SEALY INTL INC 3.875 10/15/2031			1	3.B FE	324,339	84.4000	317,344	376,000	314,645	16,022	4,333			3.875	5.964	AO	3,076	14,570	12/06/2022	10/15/2031
88032I-AM-8	TENCENT HOLDINGS LTD 3.575 04/11/2026			D	1.E FE	669,960	96.8450	648,862	670,000	670,068		(95)			3.575	3.608	AO	5,256	23,953	04/03/2019	04/11/2026
88033G-CZ-1	TENET HEALTHCARE CORP 4.875 01/01/2026			1	3.C FE	2,798,966	98.9210	2,734,176	2,764,000	2,724,844	94,317	(2,405)			4.875	4.815	JJ	67,373	132,673	03/29/2023	01/01/2026
88033G-DB-3	TENET HEALTHCARE CORP 5.125 11/01/2027			1	3.C FE	2,371,068	97.8260	2,390,867	2,444,000	2,344,651	54,410	8,816			5.125	6.030	MN	20,876	118,464	06/29/2023	11/01/2027
88033G-DK-3	TENET HEALTHCARE CORP 6.125 10/01/2028			1	4.C FE	50,218	99.1300	52,539	53,000	50,280		63			6.125	7.554	AO	812		11/03/2023	10/01/2028
88033G-DM-9	TENET HEALTHCARE CORP 4.25 06/01/2029			1	3.C FE	28,023	92.6750	30,583	33,000	28,156		134			4.250	7.753	JD	117	701	10/26/2023	06/01/2029
88033G-DO-9	TENET HEALTHCARE CORP 6.125 06/15/2030			1	3.C FE	787,058	100.6570	813,309	808,000	789,698	14,524	1,975			6.125	6.679	JD	2,200	49,490	04/24/2023	06/15/2030
88033G-DS-6	TENET HEALTHCARE CORP 6.25 02/01/2027			1	4.A FE	559,802	100.3050	567,726	566,000	554,832	10,721	1,082			6.250	6.856	FA	14,740	33,281	03/30/2023	02/01/2027
88033G-DT-4	TENET HEALTHCARE CORP 6.75 05/15/2031			1	3.C FE	862,915	102.3210	880,984	861,000	863,483		568			6.750	6.825	MN	7,426	28,897	06/14/2023	05/15/2031
880349-AU-9	TENNECO INC 8 11/17/2028			1	4.A FE	142,800	84.9380	142,696	168,000	142,696	(1,469)	1,384			8.000	12.286	FA	4,965		08/15/2023	11/17/2028
880779-BA-0	TEREX CORP 5 05/15/2029			1	4.A FE	674,012	94.9760	642,038	676,000	638,170	31,763	(1,519)			5.000	5.222	MN	4,319	30,800	11/17/2023	05/15/2029
88167A-AE-1	TEVA PHARMACEUTICALS NE 3.15 10/01/2026			D	3.C FE	299,386	92.4910	307,995	333,000	305,568		6,182			3.150	6.574	AO	2,593	5,245	05/18/2023	10/01/2026
88167A-AF-1	TEVA PHARMACEUTICALS NE 7.125 01/31/2025			D	3.C FE	221,500	100.5950	201,190	200,000	201,190	8,952	(6,072)			7.125	4.115	JJ	5,938	14,250	03/24/2021	01/31/2025
88167A-AP-6	TEVA PHARMACEUTICAL INDU 4.75 05/09/2027			D	3.C FE	175,500	95.8650	191,730	200,000	181,221		4,685			4.750	8.151	MN	1,346	9,500	10/06/2022	05/09/2027
882384-AD-2	TEXAS EASTERN TRANSMISSI 3.5 01/15/2028			1	1.G FE	305,416	94.3340	278,285	295,000	300,231		(1,288)			3.500	3.032	JJ	4,761	10,325	10/21/2019	01/15/2028
88240T-AA-9	TEXAS ELECTRIC MKT STAB 4.265 08/01/2034			1	1.A FE	6,094,290	96.9780	5,910,204	6,094,376	6,097,267		(540)			4.265	4.304	FA	109,024	302,190	06/08/2022	08/01/2036
88240T-AD-3	TEXAS ELECTRIC MKT STAB 5.167 02/01/2050			1	1.A FE	2,095,120	100.6210	2,012,420	2,000,000	2,092,983		(2,137)			5.167	4.900	FA	43,345	116,545	01/25/2023	02/01/2052
882508-CB-8	TEXAS INSTRUMENTS INC 4.9 03/14/2033			1	1.E FE	1,025,895	103.5730	1,009,837	975,000	1,022,545		(3,350)			4.900	4.294	MS	14,200	23,888	04/05/2023	03/14/2033
883556-CK-6	THERMO FISHER SCIENTIFIC 1.75 10/15/2028			1	1.G FE	1,029,308	89.0740	1,042,166	1,170,000	1,062,085		20,090			1.750	3.916	AO	4,323	20,475	05/04/2022	10/15/2028
88579Y-BN-0	3M COMPANY 3.05 04/15/2030			1	1.G FE	151,515	90.2640	137,201	152,000	151,681		43			3.050	3.111	AO	979	4,636	03/25/2020	04/15/2030
88632Q-AE-3	CLOUD SOFTWARE GRP INC 6.5 03/31/2029			1	4.B FE	2,588,990	94.7390	2,846,907	3,005,000	2,643,641	22,332	44,807			6.500	9.707	MS	49,374	163,638	10/27/2023	03/31/2029
88675E-AB-3	PRIVATE				1.F PL	4,400,000	93.4815	4,113,184	4,400,000	4,399,792		(8)			3.820	3.856	AO	35,950	168,080	04/13/2022	04/13/2029
891027-AS-3	GLOBE LIFE INC 4.55 09/15/2028			1	2.A FE	130,311	99.1810	128,935	130,000	130,142		(32)			4.550	4.571	MS	1,742	5,915	09/26/2018	09/15/2028
89114Q-CP-1	TORONTO-DOMINION BANK 0.75 01/06/2026			A	1.E FE	1,307,817	92.2530	1,208,514	1,310,000	1,309,073		441			0.750	0.786	JJ	4,776	9,825	02/11/2021	01/06/2026

E10.66

ANNUAL STATEMENT FOR THE YEAR 2023 OF THE ZURICH AMERICAN INSURANCE COMPANY

SCHEDULE D - PART 1

Showing All Long-Term BONDS Owned December 31 of Current Year

1	2	Codes			6	7	Fair Value		10	11	Change in Book/Adjusted Carrying Value				Interest					Dates	
		3	4	5			8	9			12	13	14	15	16	17	18	19	20	21	22
CUSIP Identification	Description	Code	For	Bond Char	NAIC Designation, NAIC Designation Modifier and SVO Administrative Symbol	Actual Cost	Rate Used to Obtain Fair Value	Fair Value	Par Value	Book/ Adjusted Carrying Value	Unrealized Valuation Increase/ (Decrease)	Current Year's (Amor-tization)/ Accretion	Current Year's Other-Than-Temporary Impairment Recognized	Total Foreign Exchange Change in Book/ Adjusted Carrying Value	Rate of	Effective Rate of	When Paid	Admitted Amount Due and Accrued	Amount Received During Year	Acquired	Stated Contractual Maturity Date
89114T-ZG-0	TORONTO-DOMINION BANK 1.25 09/10/2026	A	1		1.E FE	3,217,726	.91 2580	3,216,845	3,525,000	3,332,454		67,086		-1,250	3.422	MS		13,586	44,063	04/06/2022	09/10/2026
89114T-ZJ-4	TORONTO-DOMINION BANK 2 09/10/2031	A	1		1.E FE	1,394,330	.83 0190	1,162,266	1,400,000	1,395,629		509		-2,000	2.055	MS		8,633	28,000	09/07/2021	09/10/2031
89115A-2H-4	TORONTO-DOMINION BANK 4.693 09/15/2027	A	1		1.E FE	752,913	.99 7870	763,371	765,000	755,289		2,285		-4,693	5.131	MS		10,571	35,901	11/29/2022	09/15/2027
891906-AC-3	GLOBAL PAYMENTS INC 4.8 04/01/2026		1		2.C FE	895,922	.99 1120	827,585	835,000	850,515		(7,406)		-4,800	3.872	AO		10,020	40,080	03/20/2017	04/01/2026
892331-AR-0	TOYOTA MOTOR CORP 5.123 07/13/2033	D	1		1.E FE	70,000	.107 2960	75,107	70,000	70,055		55		-5.123	5.188	JJ		1,674		07/06/2023	07/13/2033
892356-A*-7	Tractor Supply Company 3.7% 08/14/2029 Private				2.B	11,950,000	.92 6288	11,069,146	11,950,000	11,949,593		(22)		-3,700	3.734	FA		167,034	442,150	08/14/2017	08/14/2029
89236T-EW-1	TOYOTA MOTOR CREDIT CORP 3.4 04/14/2025		1		1.E FE	1,321,807	.98 1280	1,300,196	1,325,000	1,324,256		427		-3,400	3.468	AO		9,636	45,050	04/10/2018	04/14/2025
89236T-JK-2	TOYOTA MOTOR CREDIT CORP 1.125 06/18/2026		1		1.E FE	1,111,242	.92 2200	1,028,253	1,115,000	1,113,073		751		-1,125	1.199	JD		453	12,544	06/28/2021	06/18/2026
89346D-AH-0	TRANSALTA CORP 7.75 11/15/2029	A	1		3.A FE	82,000	.105 9470	86,877	82,000	82,012		812		-7,750	7.900	MN		812	6,320	11/14/2022	11/15/2029
893647-BE-6	TRANSDIGM INC 6.25 03/15/2026		1		4.A FE	3,709,659	.99 8810	3,568,748	3,573,000	3,562,639		70,447		-6,250	5.501	MS		65,753	223,313	12/20/2022	03/15/2026
893647-BR-7	TRANSDIGM INC 6.75 08/15/2028		1		4.A FE	1,969,053	.102 0350	2,014,171	1,974,000	1,969,895		843		-6,750	6.921	FA		50,337	63,291	04/24/2023	08/15/2028
893647-BT-3	TRANSDIGM INC 7.125 12/01/2031		1		4.A FE	757,278	.104 9960	801,119	763,000	759,026		1,748		-7,125	7.380	JD		4,983		11/15/2022	12/01/2031
89472#-AL-2	Trek Corporation 3.46 11/01/2033 Private				3.A YE	12,712,500	.90 9465	11,561,576	12,712,500	11,561,576		(1,158,330)		-5,960	3.505	FMAN		126,278	671,043	03/18/2022	11/01/2033
89566E-BB-6	Tri State Gen & Trans Assoc 4.45 10/01/45 Private				1.G	21,750,000	.88 4004	19,227,088	21,750,000	21,749,692		(45)		-4,450	4.450	AO		241,969	967,875	10/31/2014	10/01/2045
896215-AH-3	TRIMAS CORP 4.125 04/15/2029		1		3.C FE	465,069	.90 1930	424,809	471,000	423,554		10,634		-4,125	4.438	AO		4,102	19,429	11/22/2022	04/15/2029
896522-AJ-8	TRINITY INDUSTRIES INC 7.75 07/15/2028		1		3.B FE	243,000	.104 1190	253,009	243,000	243,030		30		-7,750	7.890	JJ		9,469		06/28/2023	07/15/2028
89668Q-AE-8	TRINSEO OP / TRINSEO FI 5.375 09/01/2025	D	2		5.B FE	52,981	.86 5540	50,201	58,000	50,201		955		-5,375	9.731	MN		494	3,118	11/22/2022	09/01/2025
89668Q-AF-5	TRINSEO OP / TRINSEO FI 5.125 04/01/2029	D	1		5.B FE	597,200	.99 7820	242,272	609,000	242,272		(152,238)		-5,125	5.889	FA		11,704	31,211	11/22/2022	04/01/2029
89686Q-AA-4	TRIVIUM PACKAGING FIN 5.5 08/15/2026	D	1		4.B FE	399,870	.98 3940	393,576	400,000	389,375		12,594		-5,500	5.865	FA		8,250	16,500	03/03/2023	08/15/2026
89788M-AC-6	TRUIST FINANCIAL CORP 1.125 08/03/2027		2		1.G FE	4,991,950	.87 6590	4,382,950	5,000,000	4,995,868		1,074		-1,125	1.152	FA		23,125	56,250	07/30/2020	08/03/2027
89788M-AG-7	TRUIST FINANCIAL CORP VAR 06/06/2028		1,5		1.G FE	2,537,058	.96 3250	2,547,796	2,645,000	2,555,597		17,527		-4,123	5.042	JD		7,573	109,053	12/01/2022	06/06/2028
89788M-AL-6	TRUIST FINANCIAL CORP VAR 01/26/2029		1,5		1.G FE	1,200,000	.98 6390	1,183,668	1,200,000	1,200,191		191		-4,873	4.932	JJ		25,177	29,238	01/23/2023	01/26/2029
89837#-AH-1	Trust Estate of Bernice Pauahi Bishop 3.85 01/19/37 Private				1.D YE	11,685,333	.95 0042	11,101,561	11,685,333	11,684,762		57		-3,850	9.731	JAJO		89,977	449,885	01/19/2012	01/19/2037
90138F-AC-6	TWILIO INC 3.625 03/15/2029		1		3.C FE	224,895	.91 2080	244,437	268,000	230,005		5,111		-3,625	7.031	MS		2,861	8,809	03/30/2023	03/15/2029
90138F-AD-4	TWILIO INC 3.875 03/15/2031		1		3.C FE	316,557	.89 1390	301,290	338,000	300,019		28,338		-3,875	4.889	MS		3,856	12,478	03/30/2023	03/15/2031
902104-AC-2	COHERENT CORP 5 12/15/2029		1		4.A FE	1,245,667	.95 0310	1,300,024	1,368,000	1,248,791		55,081		-5,000	6.717	JD		3,040	67,650	06/27/2023	12/15/2029
902494-BC-6	TYSON FOODS INC 3.55 06/02/2027		1		2.B FE	239,756	.95 4490	214,760	225,000	231,776		(2,031)		-3,550	2.597	JD		643	7,988	12/06/2019	06/02/2027
902613-AC-2	UBS GROUP AG VAR 01/30/2027	D	2,5		1.G FE	2,085,000	.91 6600	1,911,111	2,085,000	2,085,033		(36)		-1,364	1.369	JJ		11,929	28,439	07/27/2020	01/30/2027
902613-AH-1	UBS GROUP AG VAR 08/10/2027	D	2,5		1.G FE	850,000	.90 3280	767,788	850,000	850,126		(49)		-1,494	1.500	FA		4,939	12,699	08/03/2021	08/10/2027
90265E-AP-5	UDR INC 4.4 01/26/2029		1		2.A FE	910,943	.96 7490	749,805	775,000	862,440		(17,155)		-4,400	2.009	JJ		14,682	34,100	02/16/2021	01/26/2029
90265E-AQ-3	UDR INC 3.2 01/15/2030		1		2.A FE	1,226,064	.90 9980	1,041,927	1,145,000	1,205,003		(9,616)		-3,200	2.267	JJ		16,895	36,640	11/15/2021	01/15/2030
90290M-AD-3	US FOODS INC 4.75 02/15/2029		1		4.B FE	53,100	.95 1280	56,126	59,000	54,271		1,128		-4,750	6.725	FA		1,059	2,803	05/24/2022	02/15/2029
90290M-AE-1	US FOODS INC 4.625 06/01/2030		1		4.B FE	606,622	.93 2030	635,644	682,000	611,411		11,442		-4,625	6.592	JD		2,629	31,543	12/06/2022	06/01/2030
90290M-AG-6	US FOODS INC 6.875 09/15/2028		1		4.B FE	250,000	.102 8250	257,063	250,000	250,529		529		-6,875	6.993	MS		4,583		09/11/2023	09/15/2028
90290M-AH-4	US FOODS INC 7.25 01/15/2032		1		4.B FE	189,000	.104 4150	197,344	189,000	189,428		428		-7,250	7.383	JJ		3,654		09/11/2023	01/15/2032
90331H-MIS-9	US BANK NA CINCINNATI 2.8 01/27/2025		2		1.F FE	498,315	.97 2820	486,460	500,000	499,578		176		-2,800	2.839	JJ		5,989	14,000	01/22/2015	01/27/2025
90351D-AB-3	UBS GROUP AG 4.125 09/24/2025	D			1.G FE	1,655,009	.97 7840	1,452,092	1,485,000	1,549,161		(36,316)		-4,125	1.592	MS		16,335	61,256	11/26/2015	09/24/2025
90351D-AF-4	UBS GROUP AG 4.125 04/15/2026	D			1.G FE	2,596,030	.97 4710	2,436,775	2,500,000	2,525,515		(10,518)		-4,125	3.673	AO		21,484	103,125	05/29/2017	04/15/2026
90353T-AC-4	UBER TECHNOLOGIES INC 8 11/01/2026		1		4.A FE	259,040	.101 6800	259,284	255,000	257,024		(1,919)		-8,000	7.629	MN		3,400	20,400	03/30/2023	11/01/2026
90353T-AE-0	UBER TECHNOLOGIES INC 7.5 09/15/2027		1		4.A FE	1,305,581	.103 5340	1,209,327	1,226,000	1,226,076		46,445		-7,500	6.269	MS		27,074	91,950	12/06/2022	09/15/2027
90353T-AG-5	UBER TECHNOLOGIES INC 6.25 01/15/2028		1		4.A FE	967,006	.100 6230	903,595	898,000	902,418		58,070		-6,250	4.959	JJ		25,880	56,125	05/03/2022	01/15/2028
90353T-AK-6	UBER TECHNOLOGIES INC 4.5 08/15/2029		1		4.A FE	1,538,575	.94 7980	1,540,468	1,625,000	1,504,554		87,117		-4,500	5.544	FA		27,625	69,593	11/03/2023	08/15/2029
904764-BQ-9	UNILEVER CAPITAL CORP 1.75 08/12/2031		1		1.E FE	496,725	.82 9300	414,650	500,000	497,484		302		-1,750	1.830	FA		3,378	8,750	08/09/2021	08/12/2031
90783T-AA-8	UNP RR CO 2004 PASS TRS 5.404 07/02/2025				1.C FE	26,998	.97 8120	24,054	24,592	25,148		(354)		-5,404	4.496	JJ		664	3,496	08/02/2010	07/02/2025

E1067

ANNUAL STATEMENT FOR THE YEAR 2023 OF THE ZURICH AMERICAN INSURANCE COMPANY

SCHEDULE D - PART 1

Showing All Long-Term BONDS Owned December 31 of Current Year

1	2	Codes			6	7	Fair Value		10	11	Change in Book/Adjusted Carrying Value				Interest					Dates	
		3	4	5			8	9			12	13	14	15	16	17	18	19	20	21	22
CUSIP Identification	Description	C o d e	F o r e i g n	B o n d C h a r	NAIC Designation, NAIC Designation Modifier and SVO Administrative Symbol	Actual Cost	Rate Used to Obtain Fair Value	Fair Value	Par Value	Book/ Adjusted Carrying Value	Unrealized Valuation Increase/ (Decrease)	Current Year's (Amortization)/ Accretion	Current Year's Other Than-Temporary Impairment Recognized	Total Foreign Exchange Change in Book/ Adjusted Carrying Value	Rate of	Effective Rate of	When Paid	Admitted Amount Due and Accrued	Amount Received During Year	Acquired	Stated Contractual Maturity Date
90932L-AG-2	UNITED AIRLINES INC 4.375 04/15/2026	1			3.B FE	801,550	97.1520	806,362	830,000	795,586	21,815	7,684		4,375	5.666	AO		7,666	36,313	12/06/2022	04/15/2026
90932L-AH-0	UNITED AIRLINES INC 4.625 04/15/2029	1			3.B FE	716,655	93.0390	729,426	784,000	720,217	27,057	8,389		4,625	6.338	AO		7,658	36,260	02/14/2023	04/15/2029
90932V-AA-3	UNITED AIR 2020-1 B PTT 4.875 01/15/2026				2.A FE	33,440	97.0650	32,459	33,440	33,442		(7)		4,875	4.965	JAJO		349	1,733	01/25/2021	07/15/2027
911163-AA-1	UNITED NATURAL FOODS INC 6.75 10/15/2028	1			5.A FE	30,000	79.5800	25,466	32,000	25,466	(4,861)	274		6,750	8.239	AO		456	2,160	10/04/2022	10/15/2028
911312-BZ-8	UNITED PARCEL SERVICE 4.875 03/03/2033	1			1.F FE	769,754	103.4360	796,457	770,000	770,013		259		4,875	4.938	MS		12,304	19,394	02/23/2023	03/03/2033
911365-BF-0	UNITED RENTALS NORTH AM 5.5 05/15/2027	1			3.A FE	110,877	100.0950	109,104	109,000	109,104	1,814	(336)		5,500	5.297	FA		2,265	5,995	05/28/2019	05/15/2027
911365-BG-8	UNITED RENTALS NORTH AM 4.875 01/15/2028	1			3.A FE	1,609,522	97.2950	1,527,532	1,570,000	1,518,472	55,810	(19,668)		4,875	4.590	JJ		35,292	76,538	12/06/2022	01/15/2028
911365-BQ-6	UNITED RENTALS NORTH AM 6 12/15/2029	1			2.C FE	624,535	101.0260	630,402	624,000	625,273		(295)		6,000	6.069	JD		1,664	37,993	07/19/2023	12/15/2029
91159H-HN-3	US BANCORP 2.375 07/22/2026	2			1.G FE	1,077,901		1,032,383	1,100,000	1,093,620		2,351		2,375	2.625	JJ		11,539	26,125	09/21/2016	07/22/2026
91159H-HX-1	US BANCORP 2.4 07/30/2024	2			1.G FE	1,426,888		1,310,903	1,335,000	1,346,975		(24,090)		2,400	0.620	JJ		13,439	32,040	08/28/2020	07/30/2024
91159H-JA-9	US BANCORP 1.375 07/22/2030	2			1.G FE	3,974,360		3,214,080	4,000,000	3,983,039		2,426		1,375	1.449	JJ		24,292	55,000	07/16/2020	07/22/2030
91159H-JF-8	US BANCORP VAR 07/22/2028	1,5			1.G FE	1,520,883		1,540,445	1,565,000	1,528,167		6,881		4,548	5.190	JJ		31,436	71,176	11/16/2020	07/22/2028
91159H-JK-7	US BANCORP VAR 02/01/2029	1,5			1.F FE	3,000,000		2,949,750	3,000,000	3,001,082		1,082		4,653	4.707	FA		58,163	69,795	01/26/2023	02/01/2029
911684-AD-0	US CELLULAR CORP 6.7 12/15/2033	1			3.B FE	451,718	101.9300	397,527	390,000	388,895	47,082	(4,133)		6,700	5.276	JD		1,161	26,130	11/22/2022	12/15/2033
91324P-CW-0	UNITEDHEALTH GROUP INC 3.45 01/15/2027	1			1.F FE	6,383,574		6,041,477	6,215,000	6,317,302		(32,697)		3,450	2.915	JJ		98,870	214,418	11/16/2021	01/15/2027
91324P-DX-7	UNITEDHEALTH GROUP INC 2 05/15/2030	1			1.F FE	1,536,934		1,337,914	1,550,000	1,541,545		1,212		2,000	2.105	MN		3,961	31,000	05/13/2020	05/15/2030
91324P-EC-2	UNITEDHEALTH GROUP INC 1.15 05/15/2026	1			1.F FE	1,607,199		1,490,619	1,610,000	1,608,640		538		1,150	1.190	MN		2,366	18,515	05/17/2021	05/15/2026
91324P-EP-3	UNITEDHEALTH GROUP INC 5.25 02/15/2028	1			1.F FE	2,684,456		2,711,021	2,625,000	2,672,233		(10,875)		5,250	4.810	FA		52,063	109,867	11/29/2022	02/15/2028
91324P-ER-9	UNITEDHEALTH GROUP INC 5.35 02/15/2033	1			1.F FE	1,992,660		2,111,380	2,000,000	1,993,515		345		5,350	5.470	FA		40,422	85,303	10/25/2022	02/15/2033
91327T-AA-9	UNITI GROUP/CSL CAPITAL 10.5 02/15/2028	1			4.B FE	505,433		514,275	507,000	506,154		721		10,500	10.864	MS		15,675	31,202	08/10/2023	02/15/2028
914906-AS-1	UNIVISION COMMUNICATION 5.125 02/15/2025	1			4.A FE	24,935		24,956	25,000	24,956	1,122	18		5,125	5.274	FA		484	1,281	03/18/2022	02/15/2025
914906-AU-6	UNIVISION COMMUNICATION 6.625 06/01/2027	1			4.A FE	284,368		268,298	269,000	266,952	12,047	(4,755)		6,625	5.647	JD		1,485	17,821	11/22/2022	06/01/2027
914906-AV-4	UNIVISION COMMUNICATIONS 4.5 05/01/2029	1			4.A FE	100,531		104,322	117,000	102,783	3,470	2,107		4,500	7.418	MN		878	5,265	12/06/2022	05/01/2029
914906-AX-0	UNIVISION COMMUNICATION 7.375 06/30/2030	1			4.A FE	1,068,887		1,107,723	1,108,000	1,071,545	13,072	2,891		7,375	8.203	JD		41,085	29,242	07/05/2023	06/30/2030
914906-AY-8	UNIVISION COMMUNICATIONS 8 08/15/2028	1			4.A FE	514,763		528,729	513,000	515,043		280		8,000	8.065	FA		16,416		12/11/2023	08/15/2028
91531@-AA-3	Tomato Club SDL, LLC 4.66 07/15/45 Private				1.C	7,304,888		7,084,614	7,304,888	7,304,880		11		4,660	4.660	MON		15,129	340,408	08/26/2014	07/15/2045
91606*-AA-5	Upper Michigan Energy Res Corp 3.26 08/28/2029 Private				2.B YE	8,755,000		8,771,427	8,755,000	8,754,748		(3)		3,260	3.286	FA		96,723	285,413	08/28/2019	08/28/2029
91631@-AA-2	UPPER PENINSULA POWER HOLDING 3.15 06/03/2031 Private	2			2.C PL	7,600,000		6,327,611	7,600,000	7,599,947		(1)		3,150	3.187	MJSD		60,515	239,400	06/03/2021	06/03/2031
91740P-AC-2	USA COM PART/USA COM F1 6.875 04/01/2026	1			4.C FE	675,017		645,564	647,000	644,713	32,233	(9,798)		6,875	5.966	AO		11,120	44,481	03/08/2023	04/01/2026
91740P-AF-5	USA COM PART/USA COM F1 6.875 09/01/2027	1			4.C FE	390,166		373,641	377,000	372,445	21,031	(2,984)		6,875	6.394	MS		8,640	23,788	11/01/2023	09/01/2027
91879Q-AL-3	VAIL RESORTS INC 6.25 05/15/2025	1			3.C FE	940,533		912,454	909,000	911,203	10,059	(9,255)		6,250	5.309	MN		7,259	53,531	06/29/2023	05/15/2025
91911K-AN-2	BAUSCH HEALTH COS INC 5.5 11/01/2025	1			5.A FE	655,226		613,760	667,000	613,760	42,587	3,276		5,500	6.039	MN		6,114	36,685	06/22/2022	11/01/2025
91911K-AP-7	BAUSCH HEALTH COS INC 9 12/15/2025	1			6. FE	884,483		800,644	857,000	797,427	125,761	(4,636)		9,000	8.931	JD		3,428	77,130	05/12/2022	12/15/2025
91911X-AW-4	BAUSCH HEALTH AMERICAS 8.5 01/31/2027	1			6. FE	1,794,645		899,094	1,629,000	899,094	78,688	(34,917)		8,500	6.436	JJ		58,078	138,465	07/28/2021	01/31/2027
92277G-AM-9	VENTAS REALTY LP 4 03/01/2028	1			2.A FE	2,065,878		2,007,872	2,102,000	2,095,261		1,377		4,000	4.136	MS		28,027	84,080	02/13/2018	03/01/2028
92277G-AU-1	VENTAS REALTY LP 3 01/15/2030	1			2.A FE	2,881,310		2,502,267	2,840,000	2,866,208		(4,166)		3,000	2.851	JJ		39,287	85,200	02/12/2020	01/15/2030
92277G-AV-9	VENTAS REALTY LP 4.75 11/15/2030	1			2.A FE	2,375,206		1,969,331	2,035,000	2,298,075		(35,965)		4,750	2.674	MN		12,351	96,663	11/15/2021	11/15/2030
92328M-AA-1	VENTURE GLOBAL CALCASIE 3.875 08/15/2029	1			3.B FE	158,791		163,900	182,000	161,986		2,886		3,875	6.318	FA		2,664	7,053	11/18/2022	08/15/2029
92328M-AB-9	VENTURE GLOBAL CALCASIE 4.125 08/15/2031	1			3.B FE	584,208		513,343	581,000	512,710	18,080	(377)		4,125	4.117	FA		9,054	23,966	10/25/2022	08/15/2031
92332Y-AA-9	VENTURE GLOBAL LNG INC 8.125 06/01/2028	1			3.B FE	1,422,004		1,436,117	1,420,000	1,422,686		682		8,125	8.250	JD		9,615	59,290	08/08/2023	06/01/2028
92332Y-AB-7	VENTURE GLOBAL LNG INC 8.375 06/01/2031	1			3.B FE	678,141		681,071	678,000	678,544		404		8,375	8.542	JD		4,732	29,180	08/25/2023	06/01/2031
92332Y-AC-5	VENTURE GLOBAL LNG INC 9.5 02/01/2029	1			3.B FE	1,637,921		1,620,847	1,637,000	1,638,925		1,004		9,500	9.687	FA		28,943		11/06/2023	02/01/2029
92332Y-AD-3	VENTURE GLOBAL LNG INC 9.875 02/01/2032	1			3.B FE	725,501		758,240	729,000	725,846		344		9,875	10.188	FA		13,398		11/08/2023	02/01/2032

E10.68

ANNUAL STATEMENT FOR THE YEAR 2023 OF THE ZURICH AMERICAN INSURANCE COMPANY

SCHEDULE D - PART 1

Showing All Long-Term BONDS Owned December 31 of Current Year

1	2	Codes			6	7	Fair Value		10	11	Change in Book/Adjusted Carrying Value				Interest					Dates	
		3	4	5			8	9			12	13	14	15	16	17	18	19	20	21	22
CUSIP Identification	Description	C o d e	F o r e i g n	B o n d C h a r	NAIC Designation, NAIC Designation Modifier and SVO Administrative Symbol	Actual Cost	Rate Used to Obtain Fair Value	Fair Value	Par Value	Book/ Adjusted Carrying Value	Unrealized Valuation Increase/ (Decrease)	Current Year's (Amortization)/ Accretion	Current Year's Other Than-Temporary Impairment Recognized	Total Foreign Exchange Change in Book/ Adjusted Carrying Value	Rate of	Effective Rate of	When Paid	Admitted Amount Due and Accrued	Amount Received During Year	Acquired	Stated Contractual Maturity Date
92343V-ER-1	VERIZON COMMUNICATIONS 4.329 09/21/2028			1	2.A FE	3,368,668	.98 7860	2,909,248	2,945,000	3,224,422	(55,615)				4.329	2.211	MS	35,414	127,489	05/12/2021	09/21/2028
92343V-EU-4	VERIZON COMMUNICATIONS 4.016 12/03/2029			1	2.A FE	4,602,292	.96 5590	4,485,166	4,645,000	4,619,304	3,824				4.016	4.162	JD	14,509	186,543	02/28/2019	12/03/2029
92343V-GJ-7	VERIZON COMMUNICATIONS 2.55 03/21/2031			1	2.A FE	179,260	.86 0370	154,867	180,000	179,535	56				2.550	2.614	MS	1,275	4,590	03/11/2021	03/21/2031
92343V-GL-2	VERIZON COMMUNICATIONS 2.85 09/03/2041			1	2.A FE	79,806	.73 6620	58,930	80,000	79,827	7				2.850	2.886	MS	747	2,280	09/01/2021	09/03/2041
92343V-GN-8	VERIZON COMMUNICATIONS 2.355 03/15/2032			1	2.A FE	2,935,920	.83 0480	2,491,440	3,000,000	2,947,509	5,640				2.355	2.609	MS	20,803	70,650	11/16/2021	03/15/2032
923725-AD-7	VERMILION ENERGY INC 6.875 05/01/2030	A		1	3.C FE	88,324	.96 2300	85,645	89,000	85,645	3,927				6.875	7.122	MN	1,020	6,119	04/19/2022	05/01/2030
92535U-AB-0	VERTIV GROUP CORPORATIO 4.125 11/15/2028			1	3.C FE	540,783	.93 4150	537,136	575,000	528,773	33,637				4.125	5.328	MN	3,031	23,719	05/17/2022	11/15/2028
92537R-AA-7	TK ELEVATOR US NEWCO INC 5.25 07/15/2027			1	4.A FE	1,423,310	.98 0850	1,374,171	1,401,000	1,355,488	106,929				5.250	5.238	JJ	33,916	57,803	09/11/2023	07/15/2027
92552V-AL-4	VIASAT INC 5.625 04/15/2027			1	3.C FE	651,026	.96 7420	653,976	676,000	625,699	24,639				5.625	7.396	AO	8,028	28,294	09/21/2023	04/15/2027
925550-AF-2	VIAMI SOLUTIONS INC 3.75 10/01/2029			1	3.B FE	240,341	.87 6160	220,792	252,000	220,792	9,293				3.750	4.599	AO	2,363	9,450	07/06/2022	10/01/2029
92564R-AA-3	VICI PROPERTIES / NOTE 4.25 12/01/2026			1	2.C FE	666,615	.96 2280	638,954	664,000	661,677		(2,103)			4.250	4.223	JD	2,352	28,220	04/21/2022	12/01/2026
92564R-AB-1	VICI PROPERTIES / NOTE 4.625 12/01/2029			2	2.C FE	172,406	.94 4080	188,816	200,000	176,111		3,129			4.625	7.253	JD	771	9,250	10/21/2022	12/01/2029
92564R-AE-5	VICI PROPERTIES / NOTE 4.125 08/15/2030			1	2.C FE	291,870	.91 6200	309,676	338,000	297,184		4,805			4.125	6.490	FA	5,267	13,943	11/18/2022	08/15/2030
92564R-AH-8	VICI PROPERTIES / NOTE 4.5 09/01/2026			1	2.C FE	658,073	.96 9810	609,041	628,000	641,839		(6,625)			4.500	3.612	MS	9,420	28,260	11/22/2022	09/01/2026
92660F-AK-0	VIDEOTRON LTD / LTEE 5.125 04/15/2027	A		1	3.B FE	469,252	.98 6900	465,817	472,000	459,741	13,164				5.125	5.499	AO	5,107	24,190	12/06/2022	04/15/2027
92660F-AN-4	VIDEOTRON LTD 3.625 06/15/2029	A		1	3.B FE	259,024	.91 3920	254,070	278,000	246,991	11,099				3.625	5.084	JD	448	9,099	11/01/2023	06/15/2029
92735L-AA-0	CHESAPEAKE ENERGY CORP 6.75 04/15/2029			1	3.B FE	1,321,988	.100 3960	1,286,073	1,281,000	1,279,603	49,971				6.750	6.333	AO	18,254	86,468	02/22/2023	04/15/2029
92769X-AP-0	VIRGIN MEDIA SECURED FIN 5.5 05/15/2029	D		1	3.C FE	236,973	.97 0730	215,502	222,000	215,502	19,396				5.500	(3,707)	MN	1,526	12,210	04/27/2023	05/15/2029
92769X-AR-6	VIRGIN MEDIA SECURED FIN 4.5 08/15/2030	D		1	3.C FE	167,060	.88 9370	177,874	200,000	169,849		2,789			4.500	7.559	FA	3,375	4,500	03/07/2023	08/15/2030
92770Q-AA-5	VIRGIN MEDIA VEND FIN IV 5 07/15/2028	D		1	4.B FE	311,927	.94 0490	287,790	306,000	287,790		(1,408)			5.000	4.731	JJ	7,013	15,300	04/23/2021	07/15/2028
92826C-AH-5	VISA INC 2.75 09/15/2027			1	1.D FE	863,519	.95 1840	828,101	870,000	867,434		624			2.750	2.856	MS	7,045	23,925	09/06/2017	09/15/2027
928377-AC-4	VISTA OUTDOOR INC 4.5 03/15/2029			1	4.A FE	450,271	.97 8980	453,268	463,000	442,660	100,325				4.500	5.180	MS	6,135	20,835	11/22/2022	03/15/2029
928388-AA-1	VISTA RIDGE LLC 2.57 10/14/2049 PRIVATE			1	1.F PL	20,286,102	.77 1660	15,653,974	20,286,102	20,284,704		80			2.570	2.595	MJSD	132,683	522,204	12/01/2020	10/14/2049
92840V-AA-0	VISTRA CORP 5.5 09/01/2026			1	3.B FE	157,481	.99 3480	149,029	149,000	148,029	5,682				5.500	4.459	MS	2,732	8,195	08/26/2020	09/01/2026
92840V-AH-5	VISTRA OPERATIONS CO LL 4.375 05/01/2029			1	3.B FE	162,112	.93 0380	153,513	165,000	152,193	9,410				4.375	4.804	MN	1,203	7,219	11/17/2022	05/01/2029
928563-AL-9	VMIWARE LLC 2.2 08/15/2031			1	2.C FE	998,030	.82 6730	826,730	1,000,000	998,965		114			2.200	2.234	FA	8,311	22,000	07/20/2021	08/15/2031
92858R-AB-6	VMED Q2 UK FINAN 4.75 07/15/2031	D		1	3.C FE	377,764	.88 9830	328,347	369,000	328,347	29,555				4.750	4.499	JJ	8,033	17,528	08/17/2021	07/15/2031
928668-BT-8	VOLKSWAGEN GROUP AMERICA 4.6 06/08/2029			1	2.A FE	199,740	.97 6870	195,374	200,000	199,919		5			4.600	4.675	JD	588	9,200	05/31/2022	06/08/2029
92890H-AC-6	WEA FINANCE LLC/WESTFIEL 3.75 09/17/2024			1	2.A FE	8,873,581	.97 9660	8,627,866	8,807,000	8,809,822		(7,853)			3.750	3.659	MS	95,409	330,263	09/25/2014	09/17/2024
92928Q-AB-1	WEA FINANCE LLC 2.875 01/15/2027			1	2.B FE	459,521	.89 0980	409,851	460,000	459,863		27			2.875	2.912	JJ	6,098	13,225	11/24/2021	01/15/2027
92933B-AR-5	WIG ACQUISITION CORP 3 02/15/2031			1	3.B FE	146,670	.86 2110	138,800	161,000	136,500	6,343				3.000	4.394	FA	1,825	4,830	12/06/2022	02/15/2031
92933B-AT-1	WIG ACQUISITION CORP 3.75 12/01/2029			1	3.B FE	489,828	.91 5170	481,379	526,000	471,911	15,636				3.750	5.085	JD	1,644	18,375	09/25/2023	12/01/2029
92936U-AG-4	WP CAREY INC 2.4 02/01/2031			1	2.A FE	2,041,663	.84 4830	1,748,798	2,070,000	2,048,079		2,959			2.400	2.581	FA	20,700	49,680	11/24/2021	02/01/2031
92940P-AE-4	WRKCO INC 3.9 06/01/2028			1	2.B FE	475,784	.95 5050	453,649	475,000	475,449		(107)			3.900	3.915	JD	1,544	18,525	05/16/2019	06/01/2028
92943G-AD-3	WR GRACE HOLDING LLC 4.875 06/15/2027			1	4.A FE	1,187,596	.96 3430	1,184,055	1,229,000	1,171,820	78,239				4.875	6.015	JD	2,663	59,914	12/06/2022	06/15/2027
92943G-AE-1	WR GRACE HOLDING LLC 7.375 03/01/2031			1	4.A FE	373,919	.100 0360	374,135	374,000	373,721	(398)				7.375	7.509	MS	199	14,864	04/06/2023	03/01/2031
929566-AL-1	WABASH NATIONAL CORP 4.5 10/15/2028			1	4.A FE	547,150	.90 8630	501,564	552,000	500,944	32,370				4.500	4.731	AO	5,244	24,840	11/22/2022	10/15/2028
92966*-AC-3	Wabash Valley Power Series D 5.56 12/19/24 Private				1.F	67,563	.99 5926	67,288	67,563	67,277		85			5.560	5.558	FIAN	626	3,955	12/20/2004	12/19/2024
92966*-AD-1	Wabash Valley Power Series E 5.56 12/19/24 Private				1.F	48,259	.99 5926	48,063	48,259	48,055		61			5.560	5.559	FIAN	447	2,825	01/20/2005	12/19/2024
92966*-AE-9	Wabash Valley Power Series F 5.56 12/19/24 Private				1.F	77,215	.99 5926	76,900	77,215	76,892		90			5.560	5.560	FIAN	716	4,520	03/18/2005	12/19/2024
93105*-AR-0	WAKEFEERN FOOD CORP 3 03/04/2030 Private				2.C	12,760,000	.92 9209	11,856,703	12,760,000	12,720,086		(7,983)			3.000	2.948	MJSD	23,697	382,800	03/04/2020	03/04/2030
931142-EN-9	WALMART INC 3.25 07/08/2029			1	1.C FE	1,564,313	.95 8150	1,537,831	1,605,000	1,572,561		5,166			3.250	3.687	JJ	25,067	52,163	05/11/2022	07/08/2029

E10.69

ANNUAL STATEMENT FOR THE YEAR 2023 OF THE ZURICH AMERICAN INSURANCE COMPANY

SCHEDULE D - PART 1

Showing All Long-Term BONDS Owned December 31 of Current Year

1	2	Codes			6	7	Fair Value		10	11	Change in Book/Adjusted Carrying Value				Interest					Dates	
		3	4	5			8	9			12	13	14	15	16	17	18	19	20	21	22
CUSIP Identification	Description	C o d e	F o r e i g n	B o n d C h a r	NAIC Designation, NAIC Designation Modifier and SVO Administrative Symbol	Actual Cost	Rate Used to Obtain Fair Value	Fair Value	Par Value	Book/ Adjusted Carrying Value	Unrealized Valuation Increase/ (Decrease)	Current Year's (Amortization)/ Accretion	Current Year's Other-Than-Temporary Impairment Recognized	Total Foreign Exchange Change in Book/ Adjusted Carrying Value	Rate of	Effective Rate of	When Paid	Admitted Amount Due and Accrued	Amount Received During Year	Acquired	Stated Contractual Maturity Date
931142-ET-6	WALMART INC 1.8 09/22/2031			1	1.C FE	199,290	.84	590	169,118	200,000	199,539		53		1.800	1.847	MS	990	3,600	09/08/2021	09/22/2031
931142-EW-9	WALMART INC 3.9 09/09/2025			1	1.C FE	208,186	.99	0390	207,982	210,000	208,842		629		3.900	4.277	MS	2,548	8,190	12/01/2022	09/09/2025
931427-AC-2	WALGREENS BOOTS ALLIANCE 4.8 11/18/2044			1	2.C FE	63,026	.83	2610	65,776	79,000	63,027		(10)		4.800	6.704	MN	453		12/20/2023	11/18/2044
931427-AS-7	WALGREENS BOOTS ALLIANCE 3.2 04/15/2030			1	2.C FE	16,509	.88	0400	16,728	19,000	16,517		(1)		3.200	5.781	AO	128		12/20/2023	04/15/2030
931427-AT-5	WALGREENS BOOTS ALLIANCE 4.1 04/15/2050			1	2.C FE	83,910	.71	8770	85,534	119,000	83,913		(12)		4.100	6.543	AO	1,030		12/19/2022	04/15/2050
94106L-BS-7	WASTE MANAGEMENT INC 4.15 04/15/2032			1	2.A FE	861,599	.97	5110	872,723	895,000	864,665		2,929		4.150	4.699	AO	7,841	37,143	11/28/2022	04/15/2032
94106L-BT-5	WASTE MANAGEMENT INC 4.625 02/15/2030			1	1.G FE	798,864	100	9980	807,984	800,000	799,460		596		4.625	4.703	FA	13,978	18,500	02/08/2023	02/15/2030
94107J-AA-1	WASTE PRO USA INC 5.5 02/15/2026			1	5.A FE	506,161	.96	4210	472,463	490,000	472,463		42,176	(3,921)	5.500	4.955	FA	10,181	26,950	11/25/2019	02/15/2026
941848-EF-6	WATERS CORP 3.31 09/12/2026 Private				2.B	2,000,000	.96	4241	1,928,481	2,000,000	1,999,724		(53)		3.310	3.335	MS	19,860	66,200	09/12/2019	09/12/2026
941848-F*-9	WATERS CORP 3.53 09/12/2029 Private				2.B	2,700,000	.93	1224	2,514,306	2,700,000	2,699,908				3.530	3.561	MS	28,593	95,310	09/12/2019	09/12/2029
946898-AC-3	WBI ENERGY TRANSMISSION 5/15/31 PP				2.C YE	8,550,000	.95	6050	8,174,225	8,550,000	8,549,739		(25)		4.910	5.000	FIAN	51,310	419,805	05/16/2016	05/16/2031
947075-AT-4	WEATHERFORD INTERNATIONAL 6.5 09/15/2028			1	3.B FE	157,385	103	5470	168,782	163,000	158,395		53	790	6.500	7.346	MS	3,090	11,003	10/25/2022	09/15/2028
947075-AU-1	WEATHERFORD INTERNATIONAL 8.625 04/30/2030			1	4.A FE	374,798	103	7350	376,558	363,000	370,373		23,963	(2,273)	8.625	8.242	JD	2,522	31,309	12/08/2021	04/30/2030
948565-AD-8	WEEKLEY HOMES LLC/ FINA 4.875 09/15/2028			1	3.C FE	392,119	.94	2330	363,739	386,000	359,388		38,982	(3,290)	4.875	4.821	MS	5,541	18,818	11/22/2022	09/15/2028
94973V-BJ-5	ELEVANCE HEALTH INC 3.5 08/15/2024			1	2.B FE	1,608,999	.98	5990	1,552,934	1,575,000	1,578,494			(10,224)	3.500	2.888	FA	20,825	55,125	09/04/2020	08/15/2024
949746-RW-3	WELLS FARGO & COMPANY 3 04/22/2026				2.A FE	19,803,831	.95	7320	18,610,301	19,440,000	19,533,888		(39,659)		3.000	2.798	AO	111,780	583,200	09/01/2016	04/22/2026
94974B-FY-1	WELLS FARGO & COMPANY 4.1 06/03/2026				2.B FE	3,658,216	.97	6850	3,326,174	3,405,000	3,504,164		(39,120)		4.100	2.862	JD	10,858	139,605	12/10/2019	06/03/2026
94974B-OP-9	WELLS FARGO & COMPANY 3.55 09/29/2025				2.A FE	1,070,678	.97	6920	937,843	960,000	1,002,263			(23,866)	3.550	0.998	MS	8,615	34,080	02/10/2021	09/29/2025
95000U-2A-0	WELLS FARGO & COMPANY VAR 05/22/2028			2.5	2.A FE	2,391,489	.95	2160	2,361,357	2,480,000	2,410,333		14,048		3.584	4.336	MN	9,629	88,883	08/18/2022	05/22/2028
95000U-2C-6	WELLS FARGO & COMPANY 3.75 01/24/2024			1	2.A FE	4,298,031	.99	9540	4,298,022	4,300,000	4,299,125		15		3.750	3.795	JJ	70,323	161,250	01/16/2019	01/24/2024
95000U-2D-4	WELLS FARGO & COMPANY 4.15 01/24/2029			1	2.A FE	4,620,960	.97	0660	4,369,320	4,500,000	4,565,448		(12,242)		4.150	3.856	JJ	81,444	186,750	03/07/2019	01/24/2029
95000U-2F-9	WELLS FARGO & COMPANY VAR 06/17/2027			1.5	1.E FE	4,386,890	.95	5590	3,984,810	4,170,000	4,264,445		(37,494)		3.196	2.397	JD	5,183	133,273	08/28/2020	06/17/2027
95000U-2S-1	WELLS FARGO & COMPANY VAR 06/02/2028			1.5	2.A FE	661,832	.91	5850	599,882	655,000	659,267		(1,201)		2.393	2.233	JD	1,263	15,674	11/16/2021	06/02/2028
95000U-2J-6	WELLS FARGO & COMPANY VAR 03/02/2033			1.5	2.A FE	2,810,000	.87	1040	2,447,622	2,810,000	2,811,608		(199)		3.350	3.378	MS	31,117	94,135	02/23/2022	03/02/2033
95000U-2V-4	WELLS FARGO & COMPANY VAR 03/24/2028			1.5	2.A FE	994,148	.95	3060	1,019,774	1,070,000	1,007,951		12,806		3.526	5.126	MS	10,166	37,728	11/28/2022	03/24/2028
95000U-3D-3	WELLS FARGO & COMPANY VAR 04/24/2034			1.5	1.E FE	310,000	100	2370	310,735	310,000	310,228		228		5.389	5.461	AO	3,109	8,353	04/17/2023	04/24/2034
95000U-3F-8	WELLS FARGO & COMPANY VAR 07/25/2034			1.5	1.E FE	4,000,000	101	5640	4,062,560	4,000,000	4,003,308		3,308		5.557	5.634	JJ	96,321		07/18/2023	07/25/2034
95040Q-AC-8	WELLTOWER OP LLC 4.25 04/01/2026				2.A FE	1,344,730	.98	5010	1,216,487	1,235,000	1,271,627		(17,671)		4.250	2.778	AO	13,122	52,488	09/09/2019	04/01/2026
95040Q-AD-6	WELLTOWER OP LLC 4.25 04/15/2028				2.A FE	3,584,644	.98	1810	3,367,608	3,430,000	3,533,874		(24,608)		4.250	3.521	AO	30,775	145,775	11/17/2021	04/15/2028
95040Q-AE-0	WELLTOWER OP LLC 2.7 02/15/2027				2.A FE	2,051,433	.93	8990	1,893,004	2,016,000	2,031,969		(5,226)		2.700	2.440	FA	20,563	54,432	02/12/2020	02/15/2027
95040Q-AP-9	WELLTOWER OP LLC 2.75 01/15/2032				2.A FE	3,996,680	.84	9070	3,396,280	4,000,000	3,997,858		228		2.750	2.778	JJ	50,722	110,000	11/16/2021	01/15/2032
95081Q-AN-4	WESCO DISTRIBUTION INC 7.125 06/15/2025			1	3.B FE	471,817	100	7210	468,353	465,000	465,737		694	(2,246)	7.125	6.821	JD	1,473	33,131	12/06/2022	06/15/2025
95081Q-AP-9	WESCO DISTRIBUTION INC 7.25 06/15/2028			1	3.B FE	1,448,435	102	7590	1,384,164	1,347,000	1,349,951		35,867	(28,740)	7.250	6.026	JD	4,340	90,553	09/25/2023	06/15/2028
958254-AD-6	WESTERN MIDSTREAM OPERAT 5.45 04/01/2044				2.C FE	362,293	.90	6340	362,536	400,000	364,381		47,136	595	5.450	6.505	AO	5,450	21,800	04/23/2021	04/01/2044
958254-AJ-3	WESTERN MIDSTREAM OPERAT 5.3 03/01/2048				2.C FE	236,327	.87	4910	228,352	261,000	237,206		28,220		5.300	6.231	MS	4,611	13,833	05/26/2022	03/01/2048
961214-EH-2	WESTPAC BANKING CORP 2.35 02/19/2025			D	1.D FE	7,923,781	.97	2640	7,929,145	7,926,000	7,925,663		(322)		2.350	2.370	FA	68,296	186,261	11/12/2019	02/19/2025
961214-EW-9	WESTPAC BANKING CORP 1.953 11/20/2028			D	1.D FE	990,000	.88	4070	875,229	990,000	990,266		(125)		1.953	1.962	MN	2,202	19,335	11/08/2021	11/20/2028
962178-AN-9	TRI POINTE GROUP / HOME 5.875 06/15/2024			1	3.B FE	230,325	100	0280	226,063	226,000	225,793		1,831	(778)	5.875	5.547	JD	590	13,278	06/16/2017	06/15/2024
96316#-AD-5	WHEELING POWER COMPANY 4.2 06/01/2035 Private				1.G	10,350,000	.91	2253	9,441,820	10,350,000	10,350,250		20		4.200	2.000	JD	35,018	434,700	06/01/2015	06/01/2035
96926J-AC-1	WILLIAM CARTER 5.625 03/15/2027			1	3.B FE	423,188	.98	9860	396,934	401,000	396,934		16,249	(4,848)	5.625	4.709	MS	6,642	22,556	03/21/2022	03/15/2027
96928*-BA-4	William Blair CTL P 5.73 04/15/28 Private				1.G	3,256,528	100	5212	3,238,746	3,221,954	3,221,954			(3,092)	5.730	5.620	MON	8,205	184,649	12/14/2006	04/15/2028
96949V-AL-7	WILLIAMS SCOTSMAN INC 7.375 10/01/2031			1	4.B FE	555,148		8540	581,940	555,000	556,384		1,297		7.375	7.506	AO	10,915		09/12/2023	10/01/2031
96950G-AE-2	WILLIAMS SCOTSMAN INC 4.625 08/15/2028			1	4.B FE	163,463	.94	7760	153,537	162,000	153,537		6,525	(335)	4.625	4.552	FA	2,831	7,493	03/21/2022	08/15/2028
97181#-KV-4	UNION PACIFIC CORP 5.36 11/30/28 Private				1.D	341,177	102	4185	349,429	341,177	340,777		61		5.360	5.361	JJ	9,144	18,287	05/31/2005	11/30/2028
97181#-KY-8	UNION PACIFIC CORP 5.36 12/29/28 Private				1.D	195,646	102	5233	200,582	195,646	195,447		29		5.360	5.360	JJ	5,214	10,486	06/29/2005	12/29/2028

E10.70

ANNUAL STATEMENT FOR THE YEAR 2023 OF THE ZURICH AMERICAN INSURANCE COMPANY

SCHEDULE D - PART 1

Showing All Long-Term BONDS Owned December 31 of Current Year

1	2	Codes			6	7	Fair Value		10	11	Change in Book/Adjusted Carrying Value				Interest					Dates	
		3	4	5			8	9			12	13	14	15	16	17	18	19	20	21	22
CUSIP Identification	Description	C o d e	F o r e i g n	B o n d C h a r	NAIC Designation, NAIC Designation Modifier and SVO Administrative Symbol	Actual Cost	Rate Used to Obtain Fair Value	Fair Value	Par Value	Book/ Adjusted Carrying Value	Unrealized Valuation Increase/ (Decrease)	Current Year's (Amortization)/ Accretion	Current Year's Other-Than-Temporary Impairment Recognized	Total Foreign Exchange Change in Book/ Adjusted Carrying Value	Rate of	Effective Rate of	When Paid	Admitted Amount Due and Accrued	Amount Received During Year	Acquired	Stated Contractual Maturity Date
97181#-K2-5	UNION PACIFIC CORP 5.36 07/02/28 Private				1.D	141,099	102.1803	144,176	141,099	141,103		(3)			5.360	5.360	JJ	3,760	7,563	07/21/2005	07/02/2028
97181#-LA-9	UNION PACIFIC CORP 5.38 07/02/28 Private				1.D	74,385	102.2582	76,065	74,385	74,387		2			5.380	5.381	JJ	1,990	4,002	08/25/2005	07/02/2028
97342V-AA-2	WINDMH GMBH 5.02 06/30/2027 InfraDebt	D		1	2.C FE	8,113,270	97.7740	7,932,669	8,113,270	8,078,694		(732)			5.020	5.020	JD	226,027	224,896	12/09/2015	06/30/2027
97573*-AD-5	WINSUPPLY INC 4.75 08/19/2032 PRIVATE				2.B	9,300,000	96.9061	9,012,267	9,300,000	9,299,553		81			4.750	4.806	FA	160,748	441,750	08/19/2022	08/19/2032
97789L-AB-2	WESCO AIRCRAFT HOLDINGS 9 11/15/2026			1	6.*	14,365	9.4980	16,052	169,000	14,365	59,791	36	153,878		9.000	225.669	MM	1,944		11/13/2019	11/15/2026
97789L-AC-0	WESCO AIRCRAFT HOLDINGS 8.5 11/15/2024			1	6.*	10,472	3.5000	4,515	129,000	4,515	59,060	46	118,149		8.500	4,608.233	MM	1,401		11/13/2019	11/15/2024
980745-F#-5	WOODWARD INC 4.35% 05/30/2027 Private				2.C	3,500,000	97.7821	3,422,375	3,500,000	3,499,636		(58)			4.350	4.398	MM	12,688	152,250	05/31/2018	05/30/2027
980745-F#-7	WOODWARD INC 4.27% 05/30/2025 Private				2.C	1,300,000	98.1030	1,275,339	1,300,000	1,299,957		(3)			4.270	4.315	MM	4,626	55,510	05/31/2018	05/30/2025
98311A-AB-1	WYNDHAM HOTELS & RESORT 4.375 08/15/2028			1	3.B FE	157,273	93.4830	147,703	158,000	147,703	6,003	93			4.375	4.509	FA	2,611	6,913	03/21/2022	08/15/2028
983130-AV-7	WYNN LAS VEGAS LLC/CORP 5.5 03/01/2025			1	4.A FE	357,341	99.3910	367,747	370,000	362,832	1,263	4,897			5.500	7.344	MS	6,783	18,013	02/28/2023	03/01/2025
983130-AX-3	WYNN LAS VEGAS LLC/CORP 5.25 05/15/2027			1	4.A FE	969,835	97.7880	924,097	945,000	916,300	64,890	(3,852)			5.250	4.919	MM	6,339	49,613	12/06/2022	05/15/2027
983133-AA-7	WYNN RESORTS FINANCE LL 5.125 10/01/2029			1	4.A FE	1,227,027	94.4540	1,215,623	1,287,000	1,189,214	69,316	8,851	16,490		5.125	6.412	AO	16,490	65,344	06/01/2022	10/01/2029
983133-AC-3	WYNN RESORTS FINANCE LL 7.125 02/15/2031			1	4.A FE	229,003	103.8900	238,947	230,000	229,099		97			7.125	7.321	FA	6,191	8,148	08/07/2023	02/15/2031
98379J-AA-3	RXO INC 7.5 11/15/2027			1	3.A FE	355,391	103.4480	370,344	358,000	356,537	195	291			7.500	7.821	MM	3,431	28,342	11/22/2022	11/15/2027
983919-AK-7	XILINX INC 2.375 06/01/2030			1	1.G FE	692,957	88.3990	614,373	695,000	693,333		216			2.375	2.427	JD	1,376	16,506	01/12/2022	06/01/2030
988498-AL-5	YUM! BRANDS INC 4.75 01/15/2030			1	3.C FE	670,971	96.8230	631,286	652,000	623,548	27,154	(1,971)			4.750	4.500	JJ	14,281	30,970	12/06/2022	01/15/2030
988498-AN-1	YUM! BRANDS INC 3.625 03/15/2031			1	3.C FE	140,616	89.8770	132,119	147,000	130,456	7,029	596			3.625	4.346	MS	1,569	5,329	12/06/2022	03/15/2031
988498-AP-6	YUM! BRANDS INC 4.625 01/31/2032			1	3.C FE	113,842	92.9600	109,693	118,000	108,377	3,818	331			4.625	5.204	AO	1,364	5,458	12/06/2022	01/31/2032
98919V-AA-3	ZAYO GROUP HOLDINGS INC 4 03/01/2027			1	4.C FE	2,574,036	80.2600	2,088,365	2,602,000	2,088,365	154,275	4,581			4.000	4.274	MS	34,693	104,080	02/07/2023	03/01/2027
98953G-AD-7	ZIGGO BOND CO BV 5.125 02/28/2030			D	4.C FE	313,211	83.6080	254,168	304,000	254,168	8,722	(1,277)			5.125	4.754	JJ	7,141	15,580	04/23/2021	02/28/2030
98954J-AB-9	ZIGGO BOND CO BV 6 01/15/2027			D	4.C FE	247,885	97.6880	250,081	256,000	250,081	12,758	1,614			6.000	6.927	JJ	7,040	15,360	06/06/2022	01/15/2027
98955D-AA-8	ZIGGO BV 4.875 01/15/2030			D	4.A FE	286,060	89.1430	249,600	280,000	249,600	16,397	(905)			4.875	4.625	AO	2,844	13,650	04/23/2021	01/15/2030
98956P-AU-6	ZIMMER BIOMET HOLDINGS 1.45 11/22/2024			1	2.B FE	3,930,000	96.3330	3,785,887	3,930,000	3,929,862		(41)			1.450	1.455	MM	6,173	56,965	11/15/2021	11/22/2024
98978V-AK-9	ZOETIS INC 4.5 11/13/2025			1	2.A FE	858,736	99.4460	850,263	855,000	857,475		(1,261)			4.500	4.367	MM	5,130	38,475	03/23/2023	11/13/2025
98981B-AA-0	ZI TECH LLC/ZI FIN CORP 3.875 02/01/2029			1	4.A FE	735,710	90.6300	745,885	823,000	728,075	19,078	10,104			3.875	6.138	FA	13,288	22,475	06/06/2023	02/01/2029
A02322-84-2	TELENET FINANCE LUX NOTE 5.5 03/01/2028			D	3.C FE	389,000	93.3840	373,536	400,000	373,536	12,526	1,150			5.500	5.976	JJ	10,083	22,003	06/13/2019	03/01/2028
AS1974-71-4	TRANSURBAN OLD FINANCE 4.5 04/19/2028 InfraDebt	D		1	2.B FE	5,388,256	96.7950	5,507,636	5,690,000	5,533,852		31,484			4.500	5.287	AO	50,499	256,050	11/20/2018	04/19/2028
	HASI Muni Lease SYB Trust 2016-2 04/30/2037																				
BRT92M-QJ-0	InfraDebt				1.F FE	5,552,678	93.4287	5,187,798	5,552,678	5,553,817		(267)			4.350	4.397	AO	40,928	241,542	03/13/2017	04/30/2037
BRYRBD-EC-2	PROJECT LEVEL 3 11.00 11/15/2029 InfraDebt	D			2.C Z	461,404	100.0000	461,404	461,404	467,440		6,036			11.000	11.296	MM	4,512		11/13/2023	11/15/2029
C4861*-AL-1	Irving Oil Limited 5.06 08/08/25 Private	A			2.C PL	3,000,000	98.3610	2,950,830	3,000,000	2,999,529		(76)			5.060	5.060	FA	60,298	151,800	08/08/2013	08/08/2025
G1744#-AM-0	Cadogan Estates Ltd 5.25 03/29/28 Private	D			2.B	11,000,000	99.8510	10,983,686	11,000,000	11,000,220		12			5.250	5.250	MS	145,979	577,500	03/29/2011	03/29/2028
G2242#-AA-1	Private	D			2.C	2,100,000	98.0646	2,059,356	2,100,000	2,099,959		(5)			3.880	3.990	JD	5,432	81,480	12/13/2017	12/06/2024
G4691#-AH-8	IMI GROUP Limited 3.86 04/06/2026 PRIVATE	D			2.A	16,000,000	96.8426	15,494,814	16,000,000	15,998,056		(258)			3.860	3.896	AO	147,538	617,580	04/04/2018	04/06/2026
G4989#-AB-2	JACKSON SQUARE AVIATION IRELAND 3.57 12/20/2024	D			2.A PL	3,000,000	97.5440	2,926,319	3,000,000	2,999,981		(6)			3.570	3.613	JD	2,975	107,100	12/27/2017	12/20/2024
G4989#-AC-0	JACKSON SQUARE AVIATION IRELAND LTD 3.84 9/28/2027	D			2.A PL	1,500,000	94.3481	1,415,221	1,500,000	1,500,093		(14)			3.840	3.876	JD	1,600	86,400	09/28/2017	09/28/2027
G4989#-AD-8	JACKSON SQUARE AVIATION IRELAND 3.89 12/20/2027	D			2.A PL	2,400,000	94.0912	2,258,190	2,400,000	2,399,974		(7)			3.890	3.937	JD	2,593	140,040	12/27/2017	12/20/2027
G6515#-AF-1	JOHN WOOD GROUP PLC 4.93 02/19/2027 Private				2.C	4,595,627	96.4417	4,432,101	4,595,627	4,595,381		37			4.930	4.991	FA	82,444	226,564	02/19/2019	02/19/2027
G7334#-AV-5	RPPF Engine Leasing Ltd. 4.46 06/13/2028 Private	D			2.C FE	10,000,000	95.6051	9,560,507	10,000,000	9,999,531		155			4.460	4.511	FA	172,206	446,000	04/11/2019	06/13/2028
G8401*-AK-7	SSP Financing Ltd. 5.06 07/15/2026 PIK Private	D			3.A PL	9,404,000	95.5907	8,989,350	9,404,000	8,989,350	(259,617)	49,651			5.060	4.101	JJ	216,773	575,865	07/15/2019	07/15/2026
Q2600#-AB-6	COATES GROUP PTY LTD 3.12 01/12/2032 PRIVATE	D			2.C PL	2,400,000	83.0566	1,993,358	2,400,000	2,399,976		(3)			3.120	3.144	JJ	34,944	74,880	01/12/2022	01/12/2032
Q2600#-AC-4	COATES GROUP PTY LTD 3.27 01/12/2034 PRIVATE	D			2.C PL	3,200,000	80.5636	2,578,036	3,200,000	3,199,966		(4)			3.270	3.297	JJ	48,832	104,640	01/12/2022	01/12/2034

E10.71

ANNUAL STATEMENT FOR THE YEAR 2023 OF THE ZURICH AMERICAN INSURANCE COMPANY

SCHEDULE D - PART 1

Showing All Long-Term BONDS Owned December 31 of Current Year

1	2	Codes			6	7	Fair Value		10	11	Change in Book/Adjusted Carrying Value				Interest					Dates	
		3	4	5			8	9			12	13	14	15	16	17	18	19	20	21	22
CUSIP Identification	Description	C o d e	F o r e i g n	B o n d C h a r	NAIC Designation, NAIC Designation Modifier and SVO Administrative Symbol	Actual Cost	Rate Used to Obtain Fair Value	Fair Value	Par Value	Book/ Adjusted Carrying Value	Unrealized Valuation Increase/ (Decrease)	Current Year's (Amortization)/ Accretion	Current Year's Other Than-Temporary Impairment Recognized	Total Foreign Exchange Change in Book/ Adjusted Carrying Value	Rate of	Effective Rate of	When Paid	Admitted Amount Due and Accrued	Amount Received During Year	Acquired	Stated Contractual Maturity Date
05426#-AB-9	L&K FINANCE PTY LTD 4.72 6/12/2028 PRIVATE	D			2.A FE	7,000,000	98.8039	6,916,271	7,000,000	6,999,827		(22)			4.720	4.775	JD	16,520	681,800	06/12/2018	06/12/2028
07160#-AR-0	Orica Limited 5.82 10/16/2032 PRIVATE	D			2.B	8,450,000	102.4536	8,657,331	8,450,000	8,449,588		(412)			5.820	5.901	AO	101,090	286,878	03/16/2023	10/16/2032
07740#-AA-6	Precinct Properties New Zealand Ltd 4.13 01/27/25 Private	D			2.B PL	7,500,000	97.6065	7,320,484	7,500,000	7,500,530	304,624	55			4.130	4.130	JJ	131,644	309,750	01/27/2015	01/27/2025
07740#-AB-4	Precinct Properties New Zealand Ltd 4.23 01/27/27 Private	D			2.B PL	7,500,000	95.8014	7,185,102	7,500,000	7,500,434	501,331	42			4.230	4.230	JJ	134,831	317,250	01/27/2015	01/27/2027
08562*-AF-2	SONIC HEALTHCARE LTD 3.01 01/15/2030 Private	D			2.B	3,000,000	88.5090	2,655,269	3,000,000	2,999,978		10			3.010	3.032	JJ	41,388	90,300	01/15/2020	01/15/2030
08773#-AD-0	Stockland Trust Mgmt 4.67 02/20/29 Private	D			1.G FE	20,600,000	96.5181	19,882,734	20,600,000	20,598,099		(302)			4.670	4.670	FA	350,068	962,020	02/20/2014	02/20/2029
R6236#-AA-0	NORSPAN LNG III AS 4.8 07/27/2029 InfraDebt	D			2.C PL	7,641,664	97.8184	7,474,951	7,641,664	7,617,543		(3,565)			4.870	4.888	FA	127,151	382,924	09/04/2018	07/27/2029
R6237#-AA-9	NORSPAN LNG VI AS 2.68 05/28/2030 Private	D			2.C PL	9,005,568	91.1831	8,211,552	9,005,568	8,974,199		(6,400)			2.837	2.476	MS	59,736	256,538	10/21/2020	05/28/2030
ZS4218-28-6	ABENGOA ABENEWICO TIWO 1.5 04/26/2024 **IN DEFAULT**	B	8		6.*	1	0.0000	1	58,031,992	1										07/01/2019	10/26/2024
ZS4221-90-0	ABENGOA ABENEWICO TIWO 1.5 04/26/2024 **IN DEFAULT**	D			6.*	30	0.0000	30	3,029,115,335	30										07/01/2019	10/26/2024
ZS4234-28-3	ABENGOA ABENEWICO TIWO 1.5 04/26/2024 **IN DEFAULT**	B	8		6.*	1	0.0000	1	58,031,992	1										07/01/2019	10/26/2024
ZS4237-44-3	ABENGOA ABENEWICO TIWO 1.5 04/26/2024 **IN DEFAULT**	D			6.*	30	0.0000	30	3,029,115,335	19		279								07/01/2019	10/26/2024
1019999999	Subtotal - Bonds - Industrial and Miscellaneous (Unaffiliated) - Issuer Obligations					3,819,850,676	XXX	3,581,868,910	9,995,304,046	3,787,251,517	27,729,647	(1,396,132)	810,341		XXX	XXX	XXX	38,783,657	138,213,500	XXX	XXX
00178X-AA-1	AMSR 2019-SFR1 A 2.774 01/19/2039 ABS		4		1.A FE	4,999,684	92.5713	4,628,565	5,000,000	5,000,849		(389)			2.774	2.804	MON	11,558	138,700	11/26/2019	01/17/2039
00179V-AA-4	AMSR 2021-SFR2 A 1.527 08/17/2038 ABS		4		1.A FE	3,999,970	90.2978	3,611,912	4,000,000	4,001,043		(456)			1.527	1.527	MON	5,090	61,080	06/23/2021	08/17/2038
001807-AA-4	AMSR 2020-SFR3 A 1.355 09/17/2037 ABS		4		1.A FE	3,407,331	93.1283	3,173,292	3,407,441	3,407,620		(181)			1.355	1.360	MON	3,848	46,171	07/29/2020	09/17/2037
007036-GS-9	ARMT 2005-2 2A FLT 06/25/2035 WHOLE LOAN		4,5		1.A	48,735	98.3775	54,485	55,383	48,735					5.618	7.763	MON	259	2,993	03/04/2005	06/25/2035
02665U-AA-3	AHAR 2014-SFR2 A 3.786 10/17/2036 ABS		4		1.A FE	1,747,908	98.3513	1,642,852	1,670,391	1,678,011		(10,128)			3.786	3.214	MON	5,270	63,241	05/21/2015	10/17/2036
02666A-AA-6	AHAR 2015-SFR1 A 3.467 04/17/2052 ABS		4		1.A FE	2,303,747	97.2310	2,240,047	2,303,840	2,303,655		(23)			3.467	3.530	MON	6,656	79,874	02/26/2015	04/17/2052
02666B-AA-4	AHAR 2015-SFR2 A 3.732 10/17/2052 ABS		4		1.A FE	2,103,668	97.0392	1,976,425	2,036,729	2,053,965		(9,718)			3.732	3.276	MON	6,334	76,011	12/04/2017	10/17/2052
03465L-AA-3	ACMT 2020-3 1.691 04/25/2065 WHOLE LOAN		4,5		1.A	223,621	90.8732	203,213	223,622	223,614		2			1.691	1.706	MON	315	3,781	06/28/2020	04/25/2065
05946X-DL-4	BAFC 2003-3 1A 5.5 10/25/2033 WHOLE LOAN		4		1.A	239,741	96.4624	231,080	239,554	239,559		(6)			5.500	5.641	MON	1,098	13,175	09/27/2005	10/25/2033
05949A-HA-1	BOAMS 2004-E 2 FLT 06/25/2034 WHOLE LOAN		4,5		1.A FM	182,623	99.0475	188,485	190,298	182,533		1,205			5.006	5.797	MON	794	8,533	05/21/2004	06/25/2034
05949A-Z3-7	BOAMS 2005-C 4 FLT 04/25/2035 WHOLE LOAN		4,5		1.A FM	100,384	98.9938	121,360	100,384	122,598					4.302		MON	439	4,661	03/09/2005	04/25/2035
05949C-HU-3	BOAMS 2005-I 2 FLT 10/25/2035 WHOLE LOAN		4,5		1.A FM	347,020	98.2337	379,370	386,191	347,020					4.759	6.222	MON	1,532	15,900	09/08/2005	10/25/2035
05949T-BF-5	BAFC 2006-1 3A 5.5 01/25/2036 WHOLE LOAN		4		1.A FM	202,220	89.2365	242,220	271,436	202,220			13,004		5.500	9.091	MON	1,244	14,929	04/10/2008	01/25/2036
06744U-AA-9	BARC 2021-NQ 1.747 09/25/2051 WHOLE LOAN		4,5		1.A FE	1,118,457	82.7184	925,187	1,118,478	1,118,450		2			1.747	1.762	MON	1,628	19,540	11/16/2021	09/25/2051
07384Y-NA-0	BSABS 2003-AC 5.25 10/25/2033 WHOLE LOAN		4		1.A	51,435	97.3570	50,264	51,629	51,623		1			5.250	5.388	MON	226	2,710	11/18/2003	10/25/2033
105699-AA-0	BRAVO 2020-N 1.449 05/25/2060 WHOLE LOAN		4,5		1.A	433,430	94.4125	409,217	433,435	433,420		4			1.449	1.461	MON	523	6,281	08/12/2020	05/25/2060
10569T-AA-6	BRAVO 2021-N 0.941 02/25/2049 WHOLE LOAN		4,5		1.A	731,633	88.8199	649,843	731,643	731,643		(5)			0.941	0.945	MON	574	6,885	06/04/2021	02/25/2049
12664K-AA-6	CIIM 2021-J1 A1 2.5 03/25/2051 WHOLE LOAN		4,5		1.A	1,207,114	81.9362	963,765	1,176,238	1,194,412		(1,487)			2.500	2.363	MON	2,451	29,406	03/01/2021	03/25/2051
126407-AA-3	CSMC 2021-NQ 0.809 05/25/2065 WHOLE LOAN		4,5		1.A FE	591,875	82.8108	490,139	591,879	591,871		1			0.809	0.812	MON	399	4,788	01/22/2021	05/25/2065
12655Y-AA-5	COLT 2021-2R 0.798 07/27/2054 WHOLE LOAN		4		1.A FE	592,753	84.8470	502,933	592,753	592,741		2			0.798	0.801	MON	394	4,730	02/12/2021	07/27/2054
12668A-F8-3	CIWALT 2005-75C 5.5 01/25/2036 WHOLE LOAN		4		1.A FM	1,715,953	68.9950	1,620,923	2,349,334	1,715,953			68,836		5.500	10.694	MON	10,768	129,211	03/05/2007	01/25/2036
12668A-YJ-8	CIWALT 2005-57C 5.5 12/25/2035 WHOLE LOAN		4		2.C FM	1,046,608	51.2167	908,077	1,773,010	1,046,608			61,346		5.500	15.135	MON	8,126	97,549	11/30/2005	12/25/2035
12668B-AE-3	CIWALT 2005-79C 5.5 01/25/2036 WHOLE LOAN		4		1.A FM	1,043,610	57.2927	930,024	1,043,610	930,024			118,662		5.500	16.450	MON	7,440	89,279	11/30/2005	01/25/2036
126694-HN-1	CIWHL 2005-25 A 5.5 11/25/2035 WHOLE LOAN		4		1.A FM	37,943	50.3345	34,815	69,167	37,943			1,602		5.500	12.966	MON	317	3,531	01/12/2006	11/25/2035
12669F-FS-7	CIWHL 2003 4.484031 01/25/2034 WHOLE LOAN		4,5		1.A FM	60,147	90.6841	89,514	98,710	60,147					4.415	9.423	MON	363	2,978	04/26/2004	01/25/2034
12669G-C6-6	CIWHL 2005-13 A 5.5 06/25/2035 WHOLE LOAN		4		1.B FM	214,193	52.0681	181,425	348,438	214,193			14,439		5.500	29.807	MON	1,597	18,963	08/23/2007	06/25/2035

E10.72

ANNUAL STATEMENT FOR THE YEAR 2023 OF THE ZURICH AMERICAN INSURANCE COMPANY

SCHEDULE D - PART 1

Showing All Long-Term BONDS Owned December 31 of Current Year

1	2	Codes			6	7	Fair Value		10	11	Change in Book/Adjusted Carrying Value				Interest					Dates	
		3	4	5			8	9			12	13	14	15	16	17	18	19	20	21	22
CUSIP Identification	Description	C o d e	F o r e i g n	B o n d C h a r	NAIC Designation, NAIC Designation Modifier and SVO Administrative Symbol	Actual Cost	Rate Used to Obtain Fair Value	Fair Value	Par Value	Book/ Adjusted Carrying Value	Unrealized Valuation Increase/ (Decrease)	Current Year's (Amortization)/ Accretion	Current Year's Other-Than-Temporary Impairment Recognized	Total Foreign Exchange Change in Book/ Adjusted Carrying Value	Rate of	Effective Rate of	When Paid	Admitted Amount Due and Accrued	Amount Received During Year	Acquired	Stated Contractual Maturity Date
161546-HD-1	CFAB 2003-6 1M1 4.855689 11/25/2034 ABS			4,5	1.A	105,823	.92	179,528	193,593	105,823					4.820	33.275	MON	778	9,360	02/27/2004	11/25/2034
19685W-AA-9	COLT 2021-2 0.924 08/25/2066 WHOLE LOAN			4,5	1.A FE	1,822,846	.80	1,467,275	1,822,852	1,822,823					0.924	0.928	MON	1,404	16,843	07/22/2021	08/25/2066
21873E-AA-7	CAPL 2022-1 A 4.744 06/17/2055 ABS			4,5	1.A FE	3,486,710	.98	3,422,595	3,486,861	3,486,604		(69)			4.744	4.853	MON	13,785	166,939	06/24/2022	02/15/2028
22540V-G7-1	CSFB 2002-9 1A 7.5 03/25/2032 WHOLE LOAN			4	3.A FM	369,491	.90	6342	422,710	369,491			16,349		7.500	9.900	MON	2,642	31,703	08/21/2002	03/25/2032
22541N-T5-8	CSFB 2003-8 1 5.75 04/25/2033 WHOLE LOAN			4	1.A	136,375	.97	6945	135,549	135,867		(64)			5.750	5.846	MON	650	7,794	01/31/2003	04/25/2033
22541Q-HY-1	CSFB 2003-17 7A1 5 07/25/2018 WHOLE LOAN			4	1.A	18,922	.95	6548	18,580	18,577		1			5.000	5.128	MON	77	929	07/16/2003	07/25/2018
22541Q-UN-0	CSFB 2003-AR24 FLT 10/25/2033 WHOLE LOAN			4,5	1.A	209,784	.99	7326	210,351	210,360		(13)			5.673	5.822	MON	994	10,425	10/22/2003	10/25/2033
22541S-FP-8	CSFB 2004-AR4 FLT 05/25/2034 WHOLE LOAN			4,5	1.A FM	58,382	.31	2308	401,211	1,284,664					4.672	2,365.655	MON	5,001	54,550	05/14/2004	05/25/2034
22545B-2Q-0	CSFB 2005-8 9A6 5 09/25/2035 WHOLE LOAN			4	1.D FM	62,049	.71	8983	54,394	54,394		(7,655)			5.000	11.994	MON	315	3,779	08/25/2005	09/25/2035
225470-VP-5	CSMC 2006-1 4A 5.5 02/25/2036 WHOLE LOAN			4	1.A FM	346,289	.95	1066	389,145	346,289					5.500	8.404	MON	1,875	22,504	09/01/2023	02/25/2036
24380V-AA-9	DRMT 2021-1 0.715 05/25/2065 WHOLE LOAN			4,5	1.A FE	346,065	.92	5917	320,428	346,061		1			0.715	0.718	MON	206	2,474	02/03/2021	05/25/2065
30322D-AA-7	FRTKL 2021-SFR1 A 1.571 09/17/2038 ABS			4	1.A FE	2,799,959	.89	7934	2,514,215	2,800,449		(208)			1.571	1.576	MON	3,666	43,988	08/18/2021	09/17/2038
31572L-AA-4	EFMT 2021-2 0.931 06/25/2066 WHOLE LOAN			4,5	1.A	921,654	.77	9255	718,212	921,651					0.931	0.935	MON	715	8,581	06/04/2021	06/25/2066
31574X-AA-6	EFMT 2021-1 0.797 02/25/2066 WHOLE LOAN			4,5	1.A	790,725	.82	2724	650,560	790,739		4			0.797	0.801	MON	525	6,302	02/18/2021	02/25/2066
33767J-AA-0	FKH 2020-SFR2 A 1.266 10/19/2037 ABS			4	1.A FE	7,371,760	.92	6376	7,018,933	7,468,532		55,833			1.266	2.093	MON	7,993	95,922	03/21/2022	10/19/2037
33767M-AA-3	FKH 2020-SFR1 A 1.339 08/17/2037 ABS			4	1.A FE	4,449,207	.93	2650	4,149,639	4,449,889		(444)			1.339	1.339	MON	4,965	59,576	07/31/2020	08/17/2037
33768J-AA-9	FKH 2021-SFR3 A 2.135 12/17/2038 ABS			4	1.A FE	3,719,987	.90	8655	3,380,274	3,722,448		(849)			2.135	2.133	MON	6,619	79,424	11/19/2021	12/17/2038
33768N-AA-0	FKH 2022-SFR1 A 4.145 05/19/2039 ABS			4	1.A FE	1,936,916	.95	9535	1,858,618	1,936,706		(528)			4.145	4.196	MON	6,691	80,289	04/05/2022	05/17/2039
33852F-AE-6	FSMT 2021-4 A5 2.5 06/01/2051 WHOLE LOAN			4,5	1.A	5,097,858	.87	1522	4,333,211	4,972,004		(11,128)			2.500	2.282	MON	10,358	124,300	06/11/2021	06/01/2051
33852J-AE-8	FSMT 2021-7 A5 2.5 08/25/2051 WHOLE LOAN			4,5	1.A	1,452,407	.85	6995	1,219,250	1,442,621		(2,912)			2.500	2.286	MON	2,964	35,568	08/12/2021	08/25/2051
36168H-AA-2	GCAT 2021-NQ 1.093 08/25/2066 WHOLE LOAN			4,5	1.A	1,264,418	.79	9590	1,011,022	1,264,401		2			1.093	1.099	MON	1,152	13,820	08/24/2021	08/25/2066
36170H-AA-8	GCAT 2022-NQ 5.269 08/25/2067 WHOLE LOAN			4	1.A FE	2,108,686	.98	4505	2,076,018	2,108,693		(30)			5.269	5.400	MON	9,259	111,107	08/12/2022	08/25/2067
36228F-EC-6	GSMPS 2001-2 A 7.5 06/19/2032 WHOLE LOAN			4,5	1.A FM	105,194	.91	3942	111,069	105,194					7.500	9.699	MON	760	9,115	05/10/2002	06/19/2032
36242D-EZ-2	GSR 2004-10F 7 5.5 09/25/2034 WHOLE LOAN			4	1.A	393,292	.96	0649	386,882	402,730		2,353			5.500	6.926	MON	1,846	22,150	12/08/2005	09/25/2034
36259V-AB-9	GSMBS 2020-PJ4 A 3 01/25/2051 WHOLE LOAN			4,5	1.A	1,902,953	.84	5819	1,561,962	1,846,686		(4,441)			3.000	2.723	MON	4,617	55,401	09/18/2020	01/25/2051
36260D-AB-6	GSMBS 2020-PJ5 A 3 03/27/2051 WHOLE LOAN			4,5	1.A	1,175,071	.85	5044	974,586	1,139,808		(2,264)			3.000	2.832	MON	2,850	34,194	10/16/2020	03/27/2051
36262L-AJ-9	GSMBS 2021-PJ6 2.5 11/25/2051 WHOLE LOAN			4,5	1.A	1,271,846	.87	4164	1,085,512	1,241,771		(2,665)			2.500	2.291	MON	2,587	31,044	06/15/2021	11/25/2051
36262P-AB-7	GSMBS 2021-PJ1 2.5 03/25/2052 WHOLE LOAN			4,5	1.A	3,751,577	.81	8379	3,875,613	4,735,719		85,385			2.500	5.391	MON	9,866	118,393	11/21/2022	03/25/2052
36263V-AB-3	GSMBS 2021-PJ1 2.5 04/25/2052 WHOLE LOAN			4,5	1.A	1,806,009	.82	0865	1,477,411	1,799,822		(343)			2.500	2.503	MON	3,750	44,995	12/03/2021	04/25/2052
43732V-AT-3	HPA 2021-2 A 1.901 12/17/2026 ABS			4	1.A FE	4,070,798	.90	2600	3,674,380	4,070,884		(689)			1.901	1.906	MON	6,449	77,387	10/27/2021	12/17/2026
43789K-AA-0	HOF 2022-1 A 5.082 07/25/2067 WHOLE LOAN			4	1.A FE	549,176	.97	5886	541,551	554,933		932			5.082	5.364	MON	2,350	28,215	08/05/2022	07/25/2067
452761-AA-7	IMPRL 2021-N 1.073 09/25/2056 WHOLE LOAN			4,5	1.A FE	1,445,487	.79	6760	1,151,722	1,445,507		2			1.073	1.079	MON	1,293	15,510	08/20/2021	09/25/2056
45660N-VH-5	RAST 2003-A11 5.75 11/25/2033 WHOLE LOAN			4	1.A FM	387,395	.86	2937	385,697	387,395		(910)			5.750	5.979	MON	1,864	24,233	03/29/2004	11/25/2033
45661K-AD-2	INDX 2006-AR11 FLT 06/25/2036 WHOLE LOAN			4,5	1.A FM	2,056,994	.89	4658	2,878,886	3,217,862		2,056,994			3.681	10.551	MON	9,870	114,610	02/08/2007	06/25/2036
46591T-BB-9	JPMMT 2020-2 A FLT 07/25/2050 WHOLE LOAN			4	1.A	268,077	.94	1651	252,441	268,083		(5)			6.000	6.166	MON	268	15,474	02/19/2020	07/25/2050
46591X-AC-9	JPMMT 2020-7 A3 3 01/25/2051 WHOLE LOAN			4,5	1.A	366,729	.95	0489	302,722	366,858		(913)			3.000	2.804	MON	890	10,678	09/18/2020	01/25/2051
46592E-AC-0	JPMMT 2021-1 A 2.5 06/25/2051 WHOLE LOAN			4,5	1.A	890,492	.81	8657	700,548	855,728		(2,733)			2.500	2.128	MON	1,783	21,393	01/19/2021	06/25/2051
46592E-AD-8	JPMMT 2021-1 A3A 2 06/25/2051 WHOLE LOAN			4,5	1.A	665,932	.78	3173	508,664	663,644		(1,309)			2.000	1.775	MON	1,082	12,990	01/19/2021	06/25/2051
46592E-BC-9	JPMMT 2021-1 A FLT 06/25/2051 WHOLE LOAN			4	1.A	1,758,848	.92	0215	1,618,529	1,758,991		(20)			5.971	6.137	MON	1,750	97,114	01/19/2021	06/25/2051
46592K-BC-5	JPMMT 2021-3 A FLT 07/25/2051 WHOLE LOAN			4	1.A	1,951,473	.91	3027	1,781,770	1,951,572		(13)			5.500	5.641	MON	1,789	103,425	02/19/2021	07/25/2051
46624T-AS-2	JPMMT 2003-A2 FLT 11/25/2033 WHOLE LOAN			4,5	1.A	104,285	.97	1732	108,949	108,949					5.951	6.119	MON	540	5,347	08/30/2007	11/25/2033
46626L-BL-3	JPMMT 2005-IMC1 M4 FLT 09/25/2035 ABS			4	1.A FM	231,500	.84	6856	1,058,570	231,500					6.370	48.448	MON	1,327	43,567	09/29/2006	09/25/2035
46641Y-AA-1	JPMMT 2014-2 1A1 3 06/25/2029 WHOLE LOAN			4,5	1.A	359,786	.94	4951	344,939	365,034		1,563			3.000	3.427	MON	913	10,954	01/23/2019	06/25/2029
46647S-BY-5	JPMMT 2017-3 2 2.5 08/25/2047 WHOLE LOAN			4,5	1.A	64,083	.83	5082	53,182	63,685		(48)			2.500	2.374	MON	133	1,591	08/22/2019	08/25/2047
46652F-AD-2	JPMMT 2020-4 A 2.5 11/25/2050 WHOLE LOAN			4,5	1.A	82,750	.82	3962	66,877	82,231		(129)			2.500	2.398	MON	169	2,029	06/19/2020	11/25/2050

E10.73

ANNUAL STATEMENT FOR THE YEAR 2023 OF THE ZURICH AMERICAN INSURANCE COMPANY

SCHEDULE D - PART 1

Showing All Long-Term BONDS Owned December 31 of Current Year

1	2	Codes			6	7	Fair Value		10	11	Change in Book/Adjusted Carrying Value				Interest					Dates	
		3	4	5			8	9			12	13	14	15	16	17	18	19	20	21	22
CUSIP Identification	Description	C o d e	F o r e i g n	B o n d C h a r	NAIC Designation, NAIC Designation Modifier and SVO Administrative Symbol	Actual Cost	Rate Used to Obtain Fair Value	Fair Value	Par Value	Book/ Adjusted Carrying Value	Unrealized Valuation Increase/ (Decrease)	Current Year's (Amor-tization)/ Accretion	Current Year's Other-Than-Temporary Impairment Recognized	Total Foreign Exchange Change in Book/ Adjusted Carrying Value	Rate of	Effective Rate of	When Paid	Admitted Amount Due and Accrued	Amount Received During Year	Acquired	Stated Contractual Maturity Date
46652V-AC-9	JPMMT 2021-4 A 2.5 08/25/2051 WHOLE LOAN	4,5		1.A		1,334,889	.81	8580	1,076,068	1,314,555	1,328,256	(1,154)		2,500	2,419	MON	2,739	32,864	03/26/2021	08/25/2051	
46652V-AE-5	JPMMT 2021-4 A3B 2 08/25/2051 WHOLE LOAN	4,5		1.A		1,765,471	.78	2069	1,389,623	1,776,854	1,769,340	634		2,000	2,062	MON	2,961	35,537	03/26/2021	08/25/2051	
46652V-BD-6	JPMMT 2021-4 A FLT 08/25/2051 WHOLE LOAN	4		1.A		718,854	.91	1229	655,063	718,879	718,853	(1)		5,000	5,117	MON	599	35,667	03/26/2021	08/25/2051	
46653J-AC-5	JPMMT 2020-5 A3 3 12/25/2050 WHOLE LOAN	4,5		1.A		266,541	.85	0054	219,708	258,464	263,711	(637)		3,000	2,744	MON	646	7,754	07/21/2020	12/25/2050	
46653J-BC-4	JPMMT 2020-5 A FLT 12/25/2050 WHOLE LOAN	4		1.A		1,555,777	.95	4016	1,484,266	1,555,857	1,555,857	(11)		6,439	6,633	MON	1,670	94,435	07/21/2020	12/25/2050	
46653J-BK-6	JPMMT 2020-5 A13 3 12/25/2050 WHOLE LOAN	4,5		1.A		330,419	.84	9258	272,107	320,406	326,895	(786)		3,000	2,745	MON	801	9,612	07/21/2020	12/25/2050	
46653Q-AC-9	JPMMT 2021-14 2.5 05/25/2052 WHOLE LOAN	4,5		1.A		3,132,051	.81	8342	2,576,373	3,148,284	3,136,385	1,314		2,500	2,578	MON	6,559	78,707	11/23/2021	05/25/2052	
46654C-AE-5	JPMMT 2021-INV 2.5 02/25/2052 WHOLE LOAN	4,5		1.A		1,413,745	.81	8379	1,148,189	1,403,004	1,411,500	(816)		2,500	2,451	MON	2,923	35,075	10/27/2021	02/25/2052	
552754-AA-1	MFRA 2020-NQ 1.479 03/25/2065 WHOLE LOAN	4,5		1.A FE		192,585	.92	2745	177,709	192,589	192,589	(2)		1,479	1,489	MON	237	2,848	08/26/2020	03/25/2065	
55286E-AA-6	MFRA 2022-NQM 5.57 09/25/2067 WHOLE LOAN	4		1.A FE		1,620,154	100	1170	1,630,934	1,629,029	1,622,273	2,043		5,570	5,832	MON	7,561	90,737	09/16/2022	09/25/2067	
576433-UE-4	MARM 2004-13 2 FLT 04/21/2034 WHOLE LOAN	4,5		1.A		87,565	.97	5016	85,874	88,075	87,967	21		5,874	6,071	MON	431	4,226	10/27/2004	04/21/2034	
576433-UM-4	MARM 2004-13 3 FLT 11/21/2034 WHOLE LOAN	4		1.A		430,252	.96	3409	439,360	456,047	456,126	(7)		7,120	7,356	MON	2,706	21,246	01/03/2006	11/21/2034	
576434-VU-5	MALT 2004-10 1 4.5 09/25/2019 WHOLE LOAN	4		1.A FM		2,794	.97	2409	2,742	2,820	2,818	1		4,500	4,646	MON	11	127	09/02/2004	09/25/2019	
58550N-AC-5	MELLO 2021-INV 2.5 12/25/2051 WHOLE LOAN	4,5		1.A		2,428,450	.81	8322	1,985,393	2,426,176	2,427,985	(182)		2,500	2,521	MON	5,055	60,654	11/19/2021	12/25/2051	
59166B-AA-9	MST 2017-1A A 3 04/25/2055 WHOLE LOAN	4,5		1.A		215,514	.93	6001	199,647	213,298	214,179	(318)		3,000	2,869	MON	533	6,399	10/31/2017	04/25/2055	
59166D-AA-5	MST 2018-1A A 3.75 03/25/2057 WHOLE LOAN	4,5		1.A		1,587,268	.95	2121	1,508,502	1,584,360	1,586,138	(414)		3,750	3,787	MON	4,951	59,865	08/14/2018	03/25/2057	
61748H-AV-3	MSM 2004-5AR 3 FLT 07/25/2034 WHOLE LOAN	4,5		1.A		431,725	.94	6864	419,222	442,747	431,725			5,415	6,072	MON	1,998	20,402	06/18/2004	07/25/2034	
62951M-AA-8	NAA 2004-R1 A1 6.5 03/25/2034 WHOLE LOAN	4		1.A		257,763	.86	6664	239,773	276,662	257,763	(964)	35,954	6,500	7,700	MON	1,499	13,372	01/20/2004	03/25/2034	
64830U-AA-3	NRZT 2020- 1.65017 05/24/2060 WHOLE LOAN	4,5		1.A		66,491	.91	6456	60,936	66,491	66,488			1,650	1,665	MON	91	1,097	06/19/2020	05/24/2060	
66981X-AA-9	AMSR 2023-SFR1 A 4 04/17/2040 ABS	4		1.A FE		4,504,107	.94	3556	4,529,069	4,800,000	4,554,965	50,857		4,000	5,478	MON	16,000	140,800	02/22/2023	04/17/2040	
67117D-AA-8	CBX 2022-NQM7 5.11 08/25/2062 WHOLE LOAN	4		1.A FE		4,301,941	.98	1693	4,223,187	4,301,943	4,301,777	(86)		5,110	5,233	MON	18,319	219,829	08/15/2022	08/25/2062	
67117Y-AA-2	CBX 2022-NQM8 6.1 09/25/2062 WHOLE LOAN	4		1.A FE		1,247,348	.99	5749	1,251,434	1,256,777	1,249,791	2,471		6,100	6,448	MON	6,389	76,663	09/26/2022	09/25/2062	
74331A-AA-0	PROG 2019-SFR4 A 2.687 10/17/2036 ABS	4		1.A FE		5,972,871	.97	4002	5,817,724	5,973,010	5,973,602	(1,343)		2,687	2,707	MON	13,375	160,495	09/18/2019	11/17/2036	
74333C-AA-4	PROG 2022-SFR7 A 4.75 10/27/2039 ABS	4		1.A FE		4,910,624	.97	4765	4,839,785	4,965,079	4,929,940	8,133		4,750	5,072	MON	19,653	235,841	09/14/2022	10/27/2039	
74333D-AA-2	PROG 2021-SFR2 A 1.546 04/19/2038 ABS	4		1.A FE		7,194,623	.91	1323	6,556,720	7,194,727	7,196,549	(899)		1,546	1,545	MON	9,269	111,230	03/23/2021	04/19/2038	
74333H-AA-3	PROG 2021-SFR6 A 1.524 07/17/2038 ABS	4		1.A FE		5,476,181	.90	3436	4,947,464	5,476,275	5,477,600	(604)		1,524	1,525	MON	6,955	83,458	06/25/2021	07/17/2038	
74333T-AA-7	PROG 2021-SFR8 A 1.51 10/17/2038 ABS	4		1.A FE		4,466,089	.89	7107	4,006,750	4,466,301	4,466,163	(722)		1,510	1,505	MON	5,620	67,441	08/18/2021	10/17/2038	
74938A-AA-1	RCKT 2021-5 A1 2.5 11/25/2051 WHOLE LOAN	4,5		1.A		2,619,404	.81	7469	2,140,947	2,618,995	2,619,227	(30)		2,500	2,528	MON	5,456	65,475	11/12/2021	11/25/2051	
74938C-AA-4	RCKT 2021-6 A1 2.5 12/25/2051 WHOLE LOAN	4,5		1.A		738,905	.81	8098	606,963	741,919	739,405	270		2,500	2,570	MON	1,546	18,548	12/14/2021	12/25/2051	
74958C-AB-6	RFMSI 2006-SA4 FLT 11/25/2034 WHOLE LOAN	4,5		1.A FM		283,023	.86	6393	341,841	383,023	394,557			5,554	17,672	MON	1,826	13,675	03/21/2007	11/25/2036	
75409X-AA-4	RATE 2021-HB1 2.5 12/25/2051 WHOLE LOAN	4,5		1.A		893,194	.82	2331	736,457	895,573	893,578	165		2,500	2,560	MON	1,866	22,389	12/09/2021	12/25/2051	
76110H-TG-4	RALI 2004-0S6 A1 5 05/25/2019 WHOLE LOAN	4		1.A FM		5,463	.41	7046	5,528	13,255	5,463			5,000	12,989	MON	55		06/07/2005	05/25/2019	
76111X-AB-2	RFMSI 2004-S9 5.5 12/25/2034 WHOLE LOAN	4		1.A FM		128,969	.95	1436	127,694	134,212	129,663	840		5,500	7,088	MON	615	7,081	09/01/2022	12/25/2034	
76112B-SA-9	RAAC 2005-SP1 1A 5 09/25/2034 WHOLE LOAN	4		1.A		67,560	.95	6647	70,922	74,136	67,560			5,000	9,098	MON	309	3,707	05/09/2007	09/25/2034	
76123M-AA-1	RMLT 2020-2 1.654 05/25/2060 WHOLE LOAN	4,5		1.A		20,038	.97	5431	19,546	20,038	20,038			1,654	1,672	MON	28	332	06/26/2020	05/25/2060	
81441P-CB-5	SNMLT 2004-2A M1 FLT 11/25/2034 ABS	4,5		1.A		334,383	100	0000	815,843	334,383	334,383			5,716	82,668	MON	3,886	46,634	01/01/2021	11/25/2034	
81747W-AA-5	SEMT 2018-7 A1 4 09/25/2048 WHOLE LOAN	4,5		1.A		90,064	.93	4391	84,168	90,078	90,068	4		4,000	4,080	MON	300	3,603	08/08/2018	09/25/2048	
81748C-AA-8	SEMT 2021-9 A1 2.5 01/25/2052 WHOLE LOAN	4,5		1.A		3,567,127	.81	8698	2,913,117	3,558,231	3,565,302	(806)		2,500	2,510	MON	7,413	88,956	12/07/2021	01/25/2052	
88522D-GH-0	TMST 2004-4 4A FLT 12/25/2044 WHOLE LOAN	4,5		1.A		82,514	.97	8026	80,853	82,668	82,668			5,557	5,702	MON	383	3,237	01/12/2005	12/25/2044	
89612L-AA-4	TAH 2019-SFR1 A 2.75 03/17/2038 ABS	4		1.A FE		2,601,947	.94	3534	2,455,115	2,602,042	2,602,524	(298)		2,750	2,776	MON	5,963	71,706	09/16/2019	03/17/2038	
89613G-AA-4	TAH 2020-SFR1 A 1.499 07/17/2038 ABS	4		1.A FE		3,586,736	.90	5709	3,248,542	3,586,740	3,587,425	(325)		1,499	1,502	MON	4,480	53,765	07/08/2020	07/17/2038	
92537K-AA-2	VERUS 2019-4 3.642 11/25/2059 WHOLE LOAN	4		1.A		353,541	.95	0836	349,938	368,032	358,544	5,228		3,642	4,982	MON	1,117	10,367	09/28/2022	11/25/2059	
92537Q-AA-9	VERUS 2021-1 0.815 01/25/2066 WHOLE LOAN	4,5		1.A FE		1,622,611	.82	9498	1,345,977	1,622,640	1,622,605	7		0,815	0,819	MON	1,102	13,225	02/08/2021	01/25/2066	
92538B-AA-1	VERUS 2021-R1 0.82 10/25/2063 WHOLE LOAN	4,5		1.A FE		739,755	.91	1212	674,082	739,764	739,749	4		0,820	0,824	MON	506	6,066	01/13/2021	10/25/2063	
92538E-AA-5	VERUS 2021-R3 1.02 04/25/2064 WHOLE LOAN	4,5		1.A FE		379,876	.88	5765	336,482	379,877	379,870			1,020	1,025	MON	323	3,875	05/19/2021	04/25/2064	

E10.74

ANNUAL STATEMENT FOR THE YEAR 2023 OF THE ZURICH AMERICAN INSURANCE COMPANY

SCHEDULE D - PART 1

Showing All Long-Term BONDS Owned December 31 of Current Year

1	2	Codes			6	7	Fair Value		10	11	Change in Book/Adjusted Carrying Value				Interest					Dates		
		3	4	5			8	9			12	13	14	15	16	17	18	19	20	21	22	
CUSIP Identification	Description	C o d e	F o r e i g n	B o n d C h a r	NAIC Designation, NAIC Designation Modifier and SVO Administrative Symbol	Actual Cost	Rate Used to Obtain Fair Value	Fair Value	Par Value	Book/ Adjusted Carrying Value	Unrealized Valuation Increase/ (Decrease)	Current Year's (Amortization)/ Accretion	Current Year's Other Than-Temporary Impairment Recognized	Total Foreign Exchange Change in Book/ Adjusted Carrying Value	Rate of	Effective Rate of	When Paid	Admitted Amount Due and Accrued	Amount Received During Year	Acquired	Stated Contractual Maturity Date	
92538F-AA-2	VERUS 2021-2 1.031 02/25/2066 WHOLE LOAN	4	5	1.A FE	1.344,240	85.4475	1,148,638	1,344,262	1,344,228			5			1.031	1.037	MON	1,155	13,859	04/13/2021	02/25/2066	
92538L-AA-9	VERUS 2020-4 1.502 05/25/2065 WHOLE LOAN	4		1.A FE	435,493	93.7973	408,488	435,501	435,485			3			1.502	1.515	MON	545	6,541	07/23/2020	06/25/2065	
92539J-AA-3	VERUS 2022-1 5.041 08/25/2067 WHOLE LOAN	4		1.A FE	3,420,966	98.4890	3,369,338	3,421,030	3,420,866			(39)			5.041	5.161	MON	14,371	172,454	08/18/2022	08/25/2067	
92922F-GN-2	WAMJ 2003-S11 1A 5 11/25/2033 WHOLE LOAN	4		1.A	888,392	93.9236	880,644	937,617	855,680			9,497			5.000	7.087	MON	3,907	46,863	12/17/2007	11/25/2033	
92922F-NH-7	WAMJ 2004-AR3 FLT 06/25/2034 WHOLE LOAN	4,5		1.E FM	134,140	92.4715	122,813	132,812	132,812						4.500	4.594	MON	498	5,453	03/19/2004	06/25/2034	
92922F-YA-0	WAMJ 2004-AR11 FLT 10/25/2034 WHOLE LOAN	4,5		1.A FM	159,412	93.5724	147,933	158,094	158,100			(4)			5.967	6.133	MON	786	7,731	08/13/2004	10/25/2034	
939336-6B-4	WIMALT 2005-4 C 5.5 06/25/2035 WHOLE LOAN	4		1.A FM	136,943	85.3749	156,933	183,817	136,943				24,296		5.500	10.524	MON	842	10,104	01/23/2007	06/25/2035	
1029999999 Subtotal - Bonds - Industrial and Miscellaneous (Unaffiliated) - Residential Mortgage-Backed Securities						173,834,291	XXX	161,538,871	181,569,989	173,822,678	(7,655)	163,223	363,597		XXX	XXX	XXX		419,452	5,232,883	XXX	XXX
03881B-AE-3	AMMST 2020-HF1 A5 2.7563 05/15/2053 CMBS	4		1.A	862,539	88.7122	887,122	1,000,000	880,219			16,644			2.756	5.196	MON	2,297	27,563	12/07/2022	05/15/2053	
03881V-AJ-8	AMMST 2021-HF2 A5 2.5133 06/15/2054 CMBS	4		1.A	2,047,266	84.2908	2,107,270	2,500,000	2,094,472			44,331			2.513	5.302	MON	5,236	62,832	12/06/2022	06/15/2054	
03882L-AA-9	AMMST 2022-HF4 3.402798 02/15/2055 CMBS	4,5		1.A	657,773	89.7167	672,875	750,000	666,842			8,557			3.293	5.144	MON	2,058	25,242	12/08/2022	02/15/2055	
05359A-AA-1	AVMT 2018-AVM 4 4.249397 07/05/2040 CMBS	4,5		1.A	2,802,802	94.8290	2,579,349	2,720,000	2,760,916			(8,239)			4.112	3.814	MON	9,321	113,409	06/19/2018	07/05/2040	
05490R-AA-4	BAMLL 2015-ASTR A 3.819 07/14/2037 CMBS	4		1.A	6,272,381	86.9712	5,348,729	6,150,000	6,195,925			(12,262)			3.819	3.652	MON	19,572	234,869	03/01/2018	07/14/2037	
05491L-AA-6	BBCMS 2016-ETC A 2.937 08/14/2036 CMBS	4		1.A	3,064,102	91.3562	3,014,755	3,300,000	3,213,146			31,013			2.937	4.080	MON	7,000	96,921	10/11/2018	08/14/2036	
05491U-BA-5	BBCMS 2018-C2 ASB 4.236 12/15/2051 CMBS	4		1.A	2,763,263	98.1197	2,799,316	2,852,960	2,784,877			28,334			4.236	5.533	MON	10,071	110,780	01/05/2023	12/15/2051	
05491Y-AA-8	BAMLL 2018-PARK 4.227108 08/10/2038 CMBS	4,5		1.A	3,101,307	91.8126	2,754,378	3,000,000	3,052,452			(10,363)			4.091	3.739	MON	10,227	124,427	08/23/2018	08/10/2038	
05492J-AA-2	BBCMS 2019-C5 A4 3.063 11/15/2052 CMBS	4		1.A	774,176	89.3141	763,636	855,000	784,062			9,887			3.063	4.825	MON	2,182	24,006	01/23/2023	11/15/2052	
05492T-BP-4	BBCMS 2020-C6 A4 2.639 02/15/2053 CMBS	4		1.A	2,327,965	87.5141	1,969,067	2,250,000	2,309,250			(9,236)			2.639	2.190	MON	4,948	59,378	12/15/2021	02/15/2053	
05493E-AY-8	BBCMS 2021-C9 A5 2.299 02/15/2054 CMBS	4		1.A	144,560	83.8953	155,206	185,000	149,224			4,026			2.299	5.780	MON	354	4,253	11/01/2022	02/15/2054	
054930-AA-3	BBCMS 2023-C23 A2 6.198 12/15/2056 CMBS	4		1.A FE	5,554,856	102.3160	5,627,380	5,500,000	5,566,497			11,641			6.198	6.059	MON	28,408		11/16/2023	12/15/2056	
054966-AL-0	BAMLL 2017-SCH AL FLT 11/15/2032 CMBS	4		1.A	2,950,000	87.2545	2,574,008	2,950,000	2,946,521			(4,535)			6.309	6.640	MON	8,789	184,020	12/04/2017	11/15/2032	
054975-AD-9	BBCMS 2022-C18 A4 5.439 12/15/2055 CMBS	4,5		1.A	4,191,218	103.2040	4,282,966	4,150,000	4,194,232			(4,027)			5.439	5.415	MON	18,810	225,719	11/18/2022	12/15/2055	
054975-AE-7	BBCMS 2022-C18 A5 5.71 12/15/2055 CMBS	4,5		1.A	6,695,932	105.0610	6,744,916	6,420,000	6,681,489			(22,442)			5.710	5.262	MON	30,549	359,682	01/25/2023	12/15/2055	
054975-AF-4	BBCMS 2022-C18 ASB 5.949 12/15/2055 CMBS	4,5		1.A	243,076	103.3540	243,915	236,000	242,543			(897)			5.949	5.547	MON	1,170	14,040	11/18/2022	12/15/2055	
054976-AE-5	BBCMS 2022-C17 A5 4.441 09/15/2055 CMBS	4		1.A	5,726,411	95.5518	5,312,680	5,560,000	5,715,388			(15,123)			4.441	4.128	MON	20,577	246,920	08/16/2022	09/15/2055	
05526Q-AA-4	BAMLL 2015-200P A 3.218 04/14/2033 CMBS	4		1.A	3,244,453	95.6588	2,869,764	3,000,000	3,075,474			(59,657)			3.218	1.200	MON	8,045	96,540	02/19/2021	04/14/2033	
05538U-AA-1	BBUBS 2012-SHOW A 3.4302 11/05/2036 CMBS	4		1.A	3,544,416	93.4800	3,360,606	3,595,000	3,587,214			8,602			3.430	3.757	MON	10,276	123,316	07/23/2018	11/05/2036	
05546J-AA-6	BBCMS 2015-VFM A1 2.466 03/10/2036 CMBS	4		1.A	471,334	95.1277	448,374	471,339	471,314			4			2.466	2.499	MON	807	11,623	03/18/2015	03/10/2036	
05547H-AA-9	BBCMS 2015-SRCH A1 3.312 08/10/2033 CMBS	4		1.A	1,902,538	94.2949	1,794,059	1,902,604	1,902,040			238			3.312	3.380	MON	4,376	63,014	12/04/2015	08/10/2035	
05549W-AA-5	BBCMS 2018-TALL A FLT 03/15/2037 CMBS	4		1.A	2,365,644	92.6542	2,205,170	2,380,000	2,381,239			28			6.281	6.419	MON	7,059	140,946	03/19/2018	03/15/2037	
05550M-AS-3	BBCMS 2019-C3 A3 3.319 05/15/2052 CMBS	4		1.A	5,112,377	91.9886	4,737,413	5,150,000	5,108,244			6,465			3.319	3.575	MON	14,244	164,567	01/31/2023	05/15/2052	
05552A-AZ-1	BBCMS 2020-C8 ASB 1.867 10/15/2053 CMBS	4		1.A	704,656	88.5303	708,242	800,000	721,548			16,892			1.867	4.788	MON	1,245	12,447	01/31/2023	10/15/2053	
05552F-BA-4	BBCMS 2022-C15 A5 3.662 04/15/2055 CMBS	4,5		1.A	1,152,516	90.5033	1,022,687	1,130,000	1,149,652			(2,100)			3.662	3.469	MON	3,448	41,381	03/23/2022	04/15/2055	
05552X-BG-2	BBCMS 2021-C12 A5 2.689 11/15/2054 CMBS	4		1.A	3,294,973	85.0257	2,975,900	3,500,000	3,303,084			14,361			2.689	3.651	MON	7,843	82,687	03/14/2023	11/15/2054	
05552X-BH-0	BBCMS 2021-C12 ASB 2.542 11/15/2054 CMBS	4		1.A	877,031	87.3605	873,605	1,000,000	892,465			15,434			2.542	4.931	MON	2,118	21,183	02/07/2023	11/15/2054	
05552Y-AE-6	BBCMS 2022-C16 A5 4.6 06/15/2055 CMBS	4,5		1.A	460,013	97.2833	466,960	480,000	461,916			1,700			4.600	5.284	MON	1,840	22,080	11/29/2022	06/15/2055	
05553R-AC-4	BBCMS 2023-C19 A5 5.451 04/15/2056 CMBS	4		1.A	3,604,947	103.3440	3,617,040	3,500,000	3,598,756			(6,191)			5.451	5.179	MON	15,899	127,190	04/10/2023	04/15/2056	
05598B-AD-1	BMO 2023-C5 A5 5.7653 06/15/2056 CMBS	4		1.A	3,636,334	105.2660	3,716,337	3,530,425	3,634,548			(1,786)			5.765	5.495	MON	16,962	101,770	05/24/2023	06/15/2056	
05602Q-AY-9	BMO 2022-C3 A5 5.3126 09/15/2054 CMBS	4		1.A	3,604,977	101.8770	3,565,695	3,500,000	3,598,674			(9,023)			5.313	5.024	MON	15,495	185,941	09/20/2022	09/15/2054	
05604F-AC-9	BIWAY 2013-1515 A2 3.4543 03/10/2033 CMBS	4		1.A	3,430,273	93.7148	3,045,731	3,250,000	3,276,412			(22,184)			3.454	2.782	MON	9,355	112,265	06/07/2016	03/10/2033	
05605V-AA-7	BX 2021-VIV5 A 2.843 03/09/2044 CMBS	4,5		1.A	5,166,803	85.4504	4,272,520	5,000,000	5,126,151			(18,805)			2.843	2.429	MON	11,846	142,150	09/27/2021	03/09/2044	
056083-AA-6	BXP 2017-GM A 3.379 06/13/2039 CMBS	4		1.A	3,089,768	92.9929	2,789,787	3,000,000	3,033,783			(9,314)			3.379	3.075	MON	8,448	101,370	06/21/2017	06/13/2039	
05609M-AA-4	BX 2020-VIV4 A 2.843 03/09/2044 CMBS	4		1.A	413,203	85.4755	427,378	500,000	421,558			8,355			2.843	6.043	MON	1,185	10,661	03/08/2023	03/09/2044	
05609B-CD-9	BX 2021-LBA AJV FLT 02/15/2036 CMBS	4		1.A	4,000,000	98.3370	3,933,480	4,000,000	3,999,675			(1,828)			6.276	6.526	MON	11,856	238,400	02/03/2021	02/15/2036	

E10

ANNUAL STATEMENT FOR THE YEAR 2023 OF THE ZURICH AMERICAN INSURANCE COMPANY

SCHEDULE D - PART 1

Showing All Long-Term BONDS Owned December 31 of Current Year

1	2	Codes			6	7	Fair Value		10	11	Change in Book/Adjusted Carrying Value				Interest					Dates	
		3	4	5			8	9			12	13	14	15	16	17	18	19	20	21	22
CUSIP Identification	Description	C o d e	F o r e i g n	B o n d C h a r	NAIC Designation, NAIC Designation Modifier and SVO Administrative Symbol	Actual Cost	Rate Used to Obtain Fair Value	Fair Value	Par Value	Book/ Adjusted Carrying Value	Unrealized Valuation Increase/ (Decrease)	Current Year's (Amortization)/ Accretion	Current Year's Other-Than-Temporary Impairment Recognized	Total Foreign Exchange Change in Book/ Adjusted Carrying Value	Rate of	Effective Rate of	When Paid	Admitted Amount Due and Accrued	Amount Received During Year	Acquired	Stated Contractual Maturity Date
05600M-CC-7	BMO 2022-C1 A5 3.374 02/15/2055 CMBS			4,5	1.A	1,294,219	.88.7903	1,331,855	1,500,000	1,314,083			18,202	3,374	5.407	MON		4,218	50,610	11/29/2022	02/15/2055
05610C-AE-4	BMO 2023-C4 A5 5.11656 02/15/2056 CMBS			4,5	1.A	2,479,209	.100.5100	2,419,276	2,407,000	2,476,686			(2,523)	5.117	4.818	MON		10,263	102,630	01/20/2023	02/15/2056
05611G-AA-2	BX 2023-VLT3 A FLT 11/15/2028 CMBS			4	1.A	1,366,525	.99.8901	1,368,494	1,370,000	1,370,085			3,560	7.302	7.548	MON		4,724	8,292	11/01/2023	11/15/2028
06036F-BB-6	BANK 2018-BN15 A3 4.138 11/15/2061 CMBS			4	1.A	1,500,414	.95.5135	1,418,939	1,485,590	1,493,303			(1,555)	4.138	4.088	MON		5,123	61,474	11/16/2018	11/15/2061
06054M-AD-5	BACM 2016-UB10 A3 2.903 07/15/2049 CMBS			4	1.A	1,318,764	.94.6168	1,165,206	1,231,500	1,315,582			(45,489)	2.903	2.903	MON		2,979	35,751	02/08/2021	06/15/2049
06539V-AJ-7	BANK 2022-BNK39 A4 2.928 02/15/2055 CMBS			4,5	1.A	2,141,244	.86.3701	2,155,452	2,495,600	2,142,444			1,200	2.928	5.214	MON		6,089		12/18/2023	02/15/2055
065403-BB-2	BANK 2019-BN17 A3 3.456 04/15/2052 CMBS			4	1.A	2,131,095	.92.3616	1,948,830	2,110,000	2,122,596			(2,335)	3.456	3.377	MON		6,077	72,922	03/21/2019	04/15/2052
065404-AZ-8	BANK 2018-BN10 ASB 3.641 02/15/2061 CMBS			4	1.A	2,350,321	.97.1350	2,216,509	2,281,885	2,300,536			(9,818)	3.641	3.231	MON		6,924	83,083	01/26/2018	02/15/2061
065404-BB-0	BANK 2018-BN10 A5 3.688 02/15/2061 CMBS			4	1.A	5,596,230	.94.7114	5,190,185	5,480,000	5,520,619			(10,192)	3.688	3.549	MON		16,842	198,107	01/31/2023	02/15/2061
06540B-BC-2	BANK 2019-BN21 A4 2.6 10/17/2052 CMBS			4	1.A	2,770,628	.88.7619	2,371,355	2,671,591	2,743,108			(13,483)	2.600	2.052	MON		5,788	69,461	10/14/2021	10/17/2052
06540D-AZ-8	BANK 2021-BN36 A2 2.131 09/15/2064 CMBS			4	1.A	2,574,948	.89.7630	2,244,075	2,500,000	2,541,388			(15,340)	2.131	1.500	MON		4,440	53,275	09/24/2021	09/15/2064
06540D-BH-7	BANK 2021-BN36 A5 2.47 09/15/2064 CMBS			4	1.A	6,421,998	.83.8602	5,228,683	6,235,000	6,384,323			(17,856)	2.470	2.151	MON		12,834	154,004	09/24/2021	09/15/2064
06540E-AK-9	BANK 2021-BN38 A5 2.521 12/15/2064 CMBS			4	1.A	1,174,154	.83.1975	973,411	1,170,000	1,170,919			(445)	2.521	2.575	MON		2,458	29,496	12/09/2022	12/15/2064
06540J-BB-7	BANK 2020-BN26 A3 2.155 03/15/2063 CMBS			4	1.A	1,262,423	.84.4904	1,056,130	1,250,000	1,257,810			(1,242)	2.155	2.061	MON		2,245	26,937	03/02/2020	03/15/2063
06540K-AJ-8	BANK 2022-BNK44 5.936656 11/15/2055 CMBS			4,5	1.A	5,051,947	.106.1950	5,203,555	4,900,000	5,038,063			(12,396)	5.745	5.469	MON		23,460	285,453	11/16/2022	11/15/2055
06540L-BA-4	BANK 2021-BN37 A4 2.37 11/15/2064 CMBS			4	1.A	2,957,029	.82.7070	2,439,857	2,950,000	2,955,616			(682)	2.370	2.368	MON		5,826	69,915	11/24/2021	11/15/2064
06540M-BH-7	BANK 2022-BNK41 3.916496 04/15/2065 CMBS			4,5	1.A	1,267,934	.91.8284	1,285,598	1,400,000	1,277,780			9,765	3.790	5.221	MON		4,422	41,952	03/07/2023	04/15/2065
06540R-AC-8	BANK 2017-BNK9 ASB 3.47 11/15/2054 CMBS			4	1.A	1,072,874	.96.8645	935,128	965,398	1,009,696			(23,514)	3.470	1.020	MON		2,792	33,499	10/29/2020	11/15/2054
06540R-AD-6	BANK 2017-BNK9 A3 3.279 11/15/2054 CMBS			4	1.A	1,677,361	.94.9400	1,686,844	1,776,748	1,673,362			24,749	3.279	5.156	MON		4,855	58,260	11/13/2018	11/15/2054
06540T-AD-2	BANK 2018-BN11 A3 4.046 03/15/2061 CMBS			4,5	1.A	2,729,413	.95.7324	2,536,909	2,650,000	2,686,927			(8,095)	4.046	3.749	MON		8,935	107,219	04/13/2018	03/15/2061
06540W-BD-4	BANK 2019-BN19 A3 3.183 08/15/2061 CMBS			4	1.A	2,574,915	.87.8298	2,195,745	2,500,000	2,544,706			(7,509)	3.183	2.866	MON		6,631	79,575	07/23/2019	08/15/2061
06540X-BE-0	BANK 2019-BN22 ASB 2.897 11/15/2062 CMBS			4	1.A	571,289	.93.4174	583,859	625,000	583,140			11,755	2.897	5.305	MON		1,509	18,106	12/27/2022	11/15/2062
06541A-BG-4	BANK 2021-BN31 A4 2.036 02/15/2054 CMBS			4	1.A	2,394,573	.82.0618	1,907,937	2,325,000	2,375,364			(6,773)	2.036	1.719	MON		3,945	47,337	01/28/2021	02/15/2054
06541B-BK-3	BANK 2023-BNK45 A5 5.203 02/15/2056 CMBS			4	1.A	3,131,170	.101.1990	3,076,450	3,040,000	3,124,538			(6,632)	5.203	4.928	MON		13,181	131,809	02/09/2023	02/15/2056
06541L-BG-0	BANK 2022-BNK40 3.506581 03/15/2064 CMBS			4,5	1.A	397,600	.89.2339	401,553	450,000	402,563			4,648	3.393	5.099	MON		1,273	15,475	12/05/2022	03/15/2064
06541M-BN-3	BANK 2022-BNK42 A5 4.493 06/15/2055 CMBS			4,5	1.A	4,010,895	.96.0720	3,746,808	3,900,000	3,999,728			(9,905)	4.493	4.210	MON		14,602	175,227	12/01/2022	06/15/2055
06541T-BF-5	BANK 2020-BN29 A4 1.997 11/15/2053 CMBS			4	1.A	6,868,203	.79.3514	5,554,598	7,000,000	6,897,096			13,766	1.997	2.253	MON		11,649	139,790	11/15/2021	11/15/2053
06542B-BA-4	BANK 2021-BN32 ASB 2.332 04/15/2054 CMBS			4	1.A	874,531	.88.3668	883,668	1,000,000	894,869			19,853	2.332	4.996	MON		1,943	23,320	12/21/2022	04/15/2054
06650A-AD-9	BANK 2017-BNK8 A3 3.229 11/15/2050 CMBS			4	1.A	4,583,995	.92.7164	4,246,601	4,577,736	4,581,374			(1,041)	3.229	3.253	MON		12,318	147,815	01/12/2018	11/15/2050
07332V-BD-6	BBCMS 2017-C1 A4 3.674 02/15/2050 CMBS			4	1.A	2,904,398	.95.1159	2,898,129	2,700,000	2,899,893			(28,566)	3.674	2.551	MON		8,267	99,198	10/29/2019	02/15/2050
07335C-AF-1	BBCMS 2019-C4 A5 2.919 08/15/2052 CMBS			4	1.A	1,054,102	.89.6930	896,930	1,000,000	1,040,194			(6,891)	2.919	2.158	MON		2,433	29,190	12/15/2021	08/15/2052
08160B-AC-8	BMARK 2018-B5 A3 3.9436 07/15/2051 CMBS			4	1.A	1,154,766	.95.3604	1,144,325	1,200,000	1,161,960			7,195	3.944	4.864	MON		3,944	43,380	01/26/2023	07/15/2051
08160B-AD-6	BMARK 2018-B5 A4 4.5076 07/15/2051 CMBS			4	1.A	5,602,567	.95.7663	5,324,606	5,560,000	5,560,305			(927)	4.208	4.296	MON		19,495	224,475	01/31/2023	07/15/2051
08160B-AE-4	BMARK 2018-B5 ASB 4.1583 07/15/2051 CMBS			4	1.A	1,882,736	.97.9585	1,790,587	1,827,904	1,844,359			(8,077)	4.158	3.745	MON		6,334	76,010	07/27/2018	07/15/2051
08160J-AE-7	BMARK 2019-B9 A5 4.0156 03/15/2052 CMBS			4	1.A	2,909,629	.93.1718	2,562,225	2,750,000	2,837,632			(16,146)	4.016	3.366	MON		9,202	110,429	04/04/2019	03/15/2052
08161B-BG-9	BMARK 2018-B3 A5 4.025 04/10/2051 CMBS			4	1.A	13,288,085	.94.7453	12,364,262	13,050,000	13,126,628			(19,741)	4.025	3.944	MON		43,772	515,200	02/15/2023	04/10/2051
08161C-AC-5	BMARK 2018-B2 A3 3.5439 02/15/2051 CMBS			4	1.A	705,369	.97.6517	715,787	733,000	719,574			14,205	3.544	6.422	MON		2,165	23,812	01/24/2023	02/15/2051
08161C-AE-1	BMARK 2018-B2 A5 3.8819 02/15/2051 CMBS			4,5	1.A	3,486,866	.93.9904	3,484,818	3,710,000	3,528,978			39,099	3.882	5.383	MON		12,002	138,519	02/15/2023	02/15/2051
08161V-AC-4	BMARK 2022-B34 A5 3.786 04/15/2055 CMBS			4,5	1.A	6,564,930	.86.7697	5,530,701	6,374,000	6,535,194			(17,209)	3.786	3.480	MON		20,110	241,320	03/30/2022	04/15/2055
08162B-BF-8	BMARK 2019-B11 AS 3.3932 05/15/2052 CMBS			4	1.A	373,240	.95.2673	381,069	400,000	379,797			6,557	3.393	5.514	MON		1,131	12,442	01/05/2023	05/15/2052
08162C-AD-2	BMARK 2018-B6 A4 4.261 10/10/2051 CMBS			4	1.A	8,903,797	.94.8213	8,197,301	8,645,000	8,782,083			(27,108)	4.261	3.952	MON		30,697	368,363	09/20/2018	10/10/2051
08162L-AC-4	BMARK 2020-IG1 A3 2.6866 09/15/2043 CMBS			4	1.A	4,433,203	.80.8834	4,046,920	5,000,000	4,525,029			68,433	2.687	4.617	MON		11,194	134,330	08/23/2022	09/15/2043
08162P-AX-9	BMARK 2018-B1 A5 3.666 01/15/2051 CMBS			4,5	1.A	7,924,606	.93.9324	7,307,941	7,780,000	7,842,348			(15,185)	3.666	3.497	MON		23,768	285,215	02/06/2018	01/15/2051
08162Q-AE-9	BMARK 2020-IG3 A4 2.4369 09/15/2048 CMBS			4	1.A	3,363,523	.80.9382	3,318,466	4,100,000												

ANNUAL STATEMENT FOR THE YEAR 2023 OF THE ZURICH AMERICAN INSURANCE COMPANY

SCHEDULE D - PART 1

Showing All Long-Term BONDS Owned December 31 of Current Year

1	2	Codes			6	7	Fair Value		10	11	Change in Book/Adjusted Carrying Value				Interest					Dates	
		3	4	5			8	9			12	13	14	15	16	17	18	19	20	21	22
CUSIP Identification	Description	C o d e	F o r e i g n	B o n d C h a r	NAIC Designation, NAIC Designation Modifier and SVO Administrative Symbol	Actual Cost	Rate Used to Obtain Fair Value	Fair Value	Par Value	Book/ Adjusted Carrying Value	Unrealized Valuation Increase/ (Decrease)	Current Year's (Amortization)/ Accretion	Current Year's Other-Than-Temporary Impairment Recognized	Total Foreign Exchange Change in Book/ Adjusted Carrying Value	Rate of	Effective Rate of	When Paid	Admitted Amount Due and Accrued	Amount Received During Year	Acquired	Stated Contractual Maturity Date
08162T-BB-8	BIARK 2018-B7 A4 4.51 05/15/2053 CMBS			4,5	1.A	8,615,173	.96 0678	8,173,192	8,507,733	8,537,291		(6,388)		4,510	4,528	MON	31,975	379,189		02/09/2023	05/15/2053
08162W-BC-9	BIARK 2020-B19 A5 1.85 09/15/2053 CMBS			4	1.A	1,526,133	.80 0175	1,440,315	1,800,000	1,574,715		31,158		1,850	4,219	MON	2,775	33,300		06/02/2022	09/15/2053
08162Y-AG-7	BIARK 2019-B14 AS 2.9571 12/15/2062 CMBS			4	1.A	3,089,998	.93 5827	2,807,481	3,000,000	3,041,204		(12,218)		2,957	2,542	MON	7,393	88,713		11/05/2019	12/15/2062
08163B-BA-8	BIARK 2020-B22 A5 1.973 01/15/2054 CMBS			4	1.A	4,001,121	.81 3966	3,662,847	4,500,000	4,060,664		52,075		1,973	3,749	MON	7,399	88,785		11/21/2022	01/15/2054
08163E-BD-6	BIARK 2021-B26 A5 2.613 06/15/2054 CMBS			4	1.A	2,996,338	.81 5245	3,057,169	3,750,000	3,081,343		73,539		2,613	5,790	MON	8,166	97,988		11/02/2022	06/15/2054
08163H-AF-5	BIARK 2021-B27 AAB 2.163 07/15/2054 CMBS			4	1.A	778,641	.87 1994	784,795	900,000	795,485		16,844		2,163	4,968	MON	1,622	16,223		02/06/2023	07/15/2054
08163J-AC-8	BIARK 2021-B29 A3 2.284 09/15/2054 CMBS			4	1.A	1,853,994	.88 1674	1,587,013	1,800,000	1,836,829		(7,597)		2,284	1,837	MON	3,426	41,112		09/17/2021	09/15/2054
08163J-AE-4	BIARK 2021-B29 A5 2.3879 09/15/2054 CMBS			4	1.A	3,546,189	.82 8091	2,856,914	3,450,000	3,526,142		(9,203)		2,388	2,093	MON	6,865	82,383		12/03/2021	09/15/2054
08163K-BG-5	BIARK 2021-B30 A5 2.576 11/15/2054 CMBS			4	1.A	2,160,280	.83 6635	2,007,924	2,400,000	2,191,577		21,519		2,576	3,995	MON	5,152	61,824		06/17/2022	11/15/2054
08163L-AG-4	BIARK 2020-B21 A5 1.9775 12/17/2053 CMBS			4	1.A	603,572	.80 9995	607,496	750,000	620,713		15,571		1,978	5,127	MON	1,236	14,831		11/25/2022	12/17/2053
08163M-AE-7	BIARK 2021-B31 A5 2.669 12/15/2054 CMBS			4	1.A	10,573,739	.84 0953	9,553,048	11,359,788	10,637,826		68,654		2,669	3,738	MON	25,266	298,701		02/22/2023	12/15/2054
08163R-BQ-8	BIARK 2022-B35 4.592459 05/15/2055 CMBS			4,5	1.A	4,896,034	.92 4358	4,610,698	4,988,000	4,903,881		7,847		4,444	4,794	MON	18,474	206,356		01/11/2023	05/15/2055
08163T-AC-6	BIARK 2023-V2 A3 5.8118 05/15/2055 CMBS			4,5	1.A	4,355,275	102.7640	4,345,300	4,228,426	4,340,501		(14,773)		5,812	5,247	MON	20,479	143,353		05/09/2023	05/15/2055
12512J-AV-6	CD 2018-CD7 A3 4.013 08/15/2051 CMBS			4	1.A	5,022,279	.93 7062	4,659,891	4,972,874	4,997,181		(5,092)		4,013	3,962	MON	16,630	199,562		08/02/2018	08/15/2051
12512J-AW-4	CD 2018-CD7 A4 4.279 08/15/2051 CMBS			4	1.A	12,251,844	.94 5715	11,249,280	11,895,000	12,073,543		(35,851)		4,279	3,986	MON	42,416	508,987		08/02/2018	08/15/2051
12515D-AR-5	CD 2017-CD4 A4 3.514 05/10/2050 CMBS			4,5	1.A	2,965,276	.93 5699	2,813,289	3,006,617	2,989,113		5,092		3,514	3,775	MON	8,804	105,653		12/18/2018	05/10/2050
12528Y-AE-3	CF 2019-CF2 A4 2.6236 11/15/2052 CMBS			4	1.A	1,388,035	.87 4799	1,399,678	1,600,000	1,414,602		26,567		2,624	5,138	MON	3,498	37,386		02/22/2023	11/15/2052
12528Y-AF-0	CF 2019-CF2 A5 2.8744 11/15/2052 CMBS			4	1.A	175,047	.88 5333	177,067	200,000	177,944		2,897		2,874	5,256	MON	4,791	4,791		02/14/2023	11/15/2052
12531W-AZ-5	CFPRE 2016-C3 ASB 3.688 01/10/2048 CMBS			4	1.A	1,963,381	.98 3470	1,874,783	1,906,294	1,912,900		(8,378)		3,688	3,291	MON	5,859	70,304		01/22/2016	01/10/2048
12531Y-AP-3	CFPRE 2016-C4 AHR 3.121 05/10/2058 CMBS			4	1.A	4,835,993	.97 3015	4,849,267	4,983,754	4,960,702		26,475		3,121	3,753	MON	12,962	155,543		07/17/2018	05/10/2058
12532A-AZ-2	CFPRE 2016-C6 A3 3.217 11/10/2049 CMBS			4,5	1.A	554,461	.93 9539	563,723	600,000	564,486		10,025		3,217	5,704	MON	6,009	16,085		02/23/2023	11/10/2049
12591U-AR-3	COMI 2014-UBS4 A5 3.694 08/10/2047 CMBS			4	1.A	15,465,234	.98 0236	14,703,540	15,000,000	15,024,373		(54,767)		3,694	3,391	MON	46,175	554,100		10/31/2014	08/10/2047
12591U-AF-0	COMI 2014-UBS2 A5 3.961 03/10/2047 CMBS			4	1.A	1,803,165	.99 5714	1,715,684	1,723,069	1,722,945		(12,150)		3,961	6,787	MON	5,688	68,251		05/21/2014	03/10/2047
12591V-AE-1	COMI 2014-GR16 A4 4.051 04/10/2047 CMBS			4	1.A	7,113,603	.99 2654	6,701,407	6,751,000	6,757,587		(42,513)		4,051	3,529	MON	22,790	273,483		05/21/2014	04/10/2047
12592F-AA-3	COMI 2014-277P 3.731677 08/10/2049 CMBS			4,5	1.A	12,357,308	.92 2122	11,249,888	12,200,000	11,971,945		(144,194)	356,615	3,611	7,326	MON	36,715	446,698		02/12/2021	08/10/2049
12592T-AA-3	COMI 2015-38P A 3.178 02/10/2035 CMBS			4	1.A	6,822,614	.95 0547	6,943,746	7,305,000	6,822,614		(7,259)	536,540	3,178	10,040	MON	19,346	232,153		06/28/2016	02/10/2035
12593F-BD-5	COMI 2015-LC21 A4 3.708 07/10/2048 CMBS			4	1.A	5,149,761	.96 8223	4,841,115	5,000,000	5,022,707		(16,710)		3,708	3,413	MON	15,450	185,400		06/12/2015	07/10/2048
12593G-AC-6	COMI 2015-PC1 ASB 3.608 07/10/2050 CMBS			4	1.A	1,347,441	.98 8328	1,293,001	1,308,271	1,311,314		(5,899)		3,608	3,205	MON	3,934	47,202		07/01/2015	07/10/2050
12593J-BF-2	COMI 2015-CR24 A5 3.696 08/10/2048 CMBS			4	1.A	1,241,906	.96 6146	1,255,990	1,300,000	1,261,671		19,765		3,696	5,912	MON	4,004	36,036		03/02/2023	08/10/2048
12593P-AW-2	COMI 2015-CR25 A4 3.759 08/10/2048 CMBS			4	1.A	3,898,682	.96 7594	3,628,478	3,750,000	3,779,472		(18,940)		3,759	3,274	MON	11,747	140,963		11/20/2017	08/10/2048
12595E-AD-7	COMI 2017-COR2 A3 3.51 09/10/2050 CMBS			4	1.A	7,782,798	.92 1812	6,967,055	7,558,000	7,646,443		(24,299)		3,510	3,195	MON	22,107	265,286		01/08/2018	09/10/2050
12595F-AE-2	CSAIL 2017-CX9 A5 3.4456 09/15/2050 CMBS			4	1.A	1,351,351	.92 9283	1,219,219	1,312,000	1,327,059		(4,224)		3,446	3,128	MON	3,767	45,206		09/19/2017	09/15/2050
12595H-AA-6	COMI 2017-PANM A 3.244 10/10/2029 CMBS			4	1.A FE	4,866,420	.99 3214	4,457,138	4,990,000	4,972,970		21,325		3,244	3,768	MON	13,490	161,876		08/02/2018	10/10/2029
12595X-AT-0	CSAIL 2018-CX12 A 4.2244 08/15/2051 CMBS			4,5	1.A	3,130,727	.95 8716	2,914,071	3,039,556	3,084,764		(9,285)		4,224	3,927	MON	10,700	128,403		08/08/2018	08/15/2051
12596G-AY-5	CSAIL 2018-C14 A3 4.1511 11/15/2051 CMBS			4	1.A	458,555	.96 2440	481,220	500,000	466,327		6,647		4,151	6,084	MON	1,730	20,756		10/27/2022	11/15/2051
12596G-AZ-2	CSAIL 2018-C14 A4 4.4216 11/15/2051 CMBS			4,5	1.A	3,646,196	.96 4155	3,413,109	3,540,000	3,595,765		(10,707)		4,422	4,128	MON	13,044	156,525		11/20/2018	11/15/2051
12596W-AB-0	CSAIL 2019-C16 A2 3.0667 06/15/2052 CMBS			4	1.A	4,168,906	.89 7977	3,591,908	4,000,000	4,122,964		(22,819)		3,067	2,444	MON	10,222	122,668		12/16/2021	06/15/2052
12597D-AD-7	CSAIL 2019-C18 A4 2.968 12/15/2052 CMBS			4	1.A	2,574,983	.88 1703	2,204,258	2,500,000	2,547,484		(7,484)		2,968	2,648	MON	6,183	74,200		11/20/2019	12/15/2052
12597D-AE-5	CSAIL 2019-C18 ASB 2.868 12/15/2052 CMBS			4	1.A	7,036,010	.93 2530	6,061,445	6,500,000	6,776,082		(82,033)		2,868	1,553	MON	186,420	186,420		10/29/2020	12/15/2052
12624N-AC-4	COMI 2012-LTRT A2 3.3996 10/05/2030 CMBS			4	1.A	1,238,457	.88 9403	1,154,902	1,298,514	1,298,391		23		3,400	3,467	MON	3,679	44,144		03/04/2014	10/05/2030
126281-AZ-7	CSAIL 2015-C1 A4 3.505 04/15/2050 CMBS			4	1.A	10,299,940	.97 2992	9,729,920	10,000,000	10,029,883		(34,551)		3,505	3,202	MON	29,208	350,500		03/06/2015	04/15/2050
12631D-BB-8	COMI 2014-CR17 A5 3.977 05/10/2047 CMBS			4	1.A	14,799,061	.99 0677	13,988,359	14,120,000	14,144,183		(99,802)		3,977	3,346	MON	46,796	561,552		12/23/2014	05/10/2047
12635F-AT-1	CSAIL 2015-C3 A4 3.7182 08/15/2048 CMBS			4	1.A	9,036,113	.96 3149	8,572,026	8,900,000	8,923,240		(16,227)		3,718	3,589	MON	27,577	330,920		07/25/2018	08/15/2048
12635W-AA-5	COMI 2016-787S A 3.545																				

ANNUAL STATEMENT FOR THE YEAR 2023 OF THE ZURICH AMERICAN INSURANCE COMPANY

SCHEDULE D - PART 1

Showing All Long-Term BONDS Owned December 31 of Current Year

1	2	Codes			6	7	Fair Value		10	11	Change in Book/Adjusted Carrying Value				Interest					Dates	
		3	4	5			8	9			12	13	14	15	16	17	18	19	20	21	22
CUSIP Identification	Description	C o d e	F o r e i g n	B o n d C h a r	NAIC Designation, NAIC Designation Modifier and SVO Administrative Symbol	Actual Cost	Rate Used to Obtain Fair Value	Fair Value	Par Value	Book/ Adjusted Carrying Value	Unrealized Valuation Increase/ (Decrease)	Current Year's (Amor-tization)/ Accretion	Current Year's Other-Than-Temporary Impairment Recognized	Total Foreign Exchange Change in Book/ Adjusted Carrying Value	Rate of	Effective Rate of	When Paid	Admitted Amount Due and Accrued	Amount Received During Year	Acquired	Stated Contractual Maturity Date
12652X-AA-1	CSMC 2017-TIME A 3.6463 11/13/2039 CMBS	4			1.A FE	2,842,781	.84	1,593	2,760,000	2,795,119		(8,518)		3,646	3.343	MON		8,386	100,638	12/04/2017	11/13/2039
17290Y-AR-9	CGCMT 2016-C1 A4 3.209 05/10/2049 CMBS	4			1.A	6,809,315	.94	8,217	7,060,000	6,976,721		34,277		3,209	3.818	MON		18,880	226,555	09/18/2018	05/10/2049
17291C-BQ-7	CGCMT 2016-C2 A3 2.575 08/10/2049 CMBS	4			1.A	3,288,712	.94	2,511	3,139,933	3,208,974		(32,336)		2,575	1.535	MON		6,738	80,853	03/11/2021	08/10/2049
17291E-AW-1	CGCMT 2016-P6 A5 3.72 12/10/2049 CMBS	4,5			1.A	934,934	.94	3,055	850,000	887,071		(12,576)		3,720	2.155	MON		2,635	31,620	01/27/2020	12/10/2049
17320Q-AA-7	CGCMT 2013-375P A 3.251 05/10/2035 CMBS	4			1.A	2,597,657	.94	2,981	2,838,517	2,597,657		(2,915)	241,612	3,251	34.639	MON		7,690	92,280	02/26/2015	05/10/2035
17322M-AV-8	CGCMT 2014-GC21 A4 3.575 05/10/2047 CMBS	4			1.A	1,365,414	100	000	1,352,004	1,352,171		(5,012)		3,575	3.433	MON		4,028	48,334	05/07/2014	05/10/2047
17322V-AT-3	CGCMT 2014-GC23 A4 3.622 07/10/2047 CMBS	4			1.A	11,351,029	.98	3,743	11,000,000	11,019,456		(40,973)		3,622	3.307	MON		33,202	398,420	10/20/2015	07/10/2047
17323V-BB-0	CGCMT 2015-GC29 A4 2.984 04/10/2048 CMBS	4			1.A	648,728	.98	993	632,953	633,757		(3,240)		2,984	2.518	MON		6,598	18,887	05/23/2017	04/10/2048
17325D-AC-7	CGCMT 2016-P5 A3 2.684 10/10/2049 CMBS	4			1.A	2,714,430	.93	0399	2,950,118	2,864,218		32,880		2,684	4.012	MON		6,598	79,181	10/18/2018	10/10/2049
17326C-AY-0	CGCMT 2017-B1 A3 3.197 08/15/2050 CMBS	4			1.A	2,606,863	.93	3307	2,902,941	2,672,304		59,075		3,197	5.924	MON		7,734	92,807	10/19/2022	08/15/2050
17326C-AZ-7	CGCMT 2017-B1 A4 3.458 08/15/2050 CMBS	4			1.A	5,664,824	.93	9004	5,164,522	5,564,516		(17,077)		3,458	3.153	MON		15,849	190,190	08/15/2017	08/15/2050
17326D-AC-6	CGCMT 2017-P8 A3 3.203 09/15/2050 CMBS	4			1.A	2,232,275	.93	3923	2,450,000	2,250,438		18,162		3,203	6.064	MON		6,539	26,158	08/28/2023	09/15/2050
17326D-AD-4	CGCMT 2017-P8 A4 3.465 09/15/2050 CMBS	4			1.A	3,634,659	.93	9145	3,530,000	3,578,671		(12,794)		3,465	3.100	MON		10,193	122,515	05/16/2019	09/15/2050
17327F-AB-2	CGCMT 2018-B2 A2 3.788 03/10/2051 CMBS	4			1.A	1,030,249	.99	6151	1,018,158	1,018,051		(3,085)		3,788	5.280	MON		3,214	38,568	02/24/2022	03/10/2051
17327F-AD-8	CGCMT 2018-B2 A4 4.009 03/10/2051 CMBS	4			1.A	4,413,277	.95	1709	4,350,000	4,361,495		(3,171)		4,009	4.025	MON		14,533	174,391	11/01/2022	03/10/2051
17328F-AW-5	CGCMT 2019-GC41 A 2.8687 08/10/2056 CMBS	4			1.A	5,318,555	.89	2168	5,000,000	5,221,546		(37,679)		2,869	2.038	MON		11,953	143,435	05/18/2021	08/10/2056
17328H-BD-2	CGCMT 2019-GC43 A4 3.038 11/10/2052 CMBS	4			1.A	3,453,125	.88	0094	3,520,376	3,529,318		69,111		3,038	5.600	MON		10,127	121,520	11/22/2022	11/10/2052
20048J-AA-8	COMM 2018-HOME 3.942239 04/10/2033 CMBS	4,5			1.A FE	12,261,068	.92	0530	12,250,000	12,254,504		(1,254)		3,815	3.873	MON		38,946	473,837	07/27/2018	04/10/2033
22945D-AE-3	CSAIL 2019-C15 A3 3.7792 03/15/2052 CMBS	4			1.A	2,272,491	.92	9122	2,090,525	2,261,668		(2,404)		3,779	3.716	MON		7,086	85,032	02/28/2019	03/15/2052
23305J-AA-0	DBUS 2017-BRBK A 3.452 10/10/2034 CMBS	4			1.A	3,594,532	.91	6864	3,490,000	3,502,066		(16,050)		3,452	3.029	MON		10,040	120,475	10/12/2017	10/10/2034
23306N-AA-0	DBWF 2015-LCM A1 2.998 06/10/2034 CMBS	4			1.A	784,488	.91	9344	784,523	784,465		15		2,998	3.046	MON		1,960	23,520	06/17/2015	06/10/2034
23307D-AY-9	DBGS 2018-C1 ASB 4.302 10/15/2051 CMBS	4			1.A	2,109,960	.97	9850	2,139,990	2,130,111		23,066		4,302	5.684	MON		7,830	86,126	01/05/2023	10/15/2051
23307D-BA-0	DBGS 2018-C1 A4 4.466 10/15/2051 CMBS	4			1.A	2,528,466	.94	0924	2,455,000	2,493,009		(7,413)		4,466	4.175	MON		9,137	109,640	10/17/2018	10/15/2051
23312L-AQ-1	DBJPM 2016-C1 ASB 3.038 05/10/2049 CMBS	4			1.A	1,542,340	.97	3854	1,458,280	1,497,432		(6,366)		3,038	2.635	MON		3,791	45,492	03/31/2016	05/10/2049
23312V-AF-3	DBJPM 2016-C3 A5 2.89 08/10/2049 CMBS	4			1.A	3,686,719	.92	2538	3,690,152	4,000,000		74,396		2,890	5.587	MON		9,633	96,333	02/22/2023	09/10/2049
29429C-AC-9	CGCMT 2016-P3 A3 3.063 04/15/2049 CMBS	4			1.A	5,794,922	.95	3509	5,721,054	5,950,473		30,189		3,063	3.684	MON		15,315	183,780	12/19/2018	04/15/2049
29429E-AC-5	CGCMT 2016-P4 A3 2.646 07/10/2049 CMBS	4			1.A	2,337,793	.93	7830	2,344,575	2,447,151		21,814		2,646	3.675	MON		6,150	66,150	07/19/2018	07/10/2049
33796A-AC-4	FIVE 2023-V1 A3 5.6679 02/10/2056 CMBS	4,5			1.A	731,298	101	5730	710,000	727,786		(3,512)		5,668	5.093	MON		3,354	33,535	02/10/2023	02/10/2056
34461L-AA-2	FIMBT 2019-FBLU A 3.144 12/10/2036 CMBS	4			1.A	1,802,498	.96	9008	1,695,764	1,750,000		(11,010)		3,144	2.530	MON		4,585	55,020	11/22/2019	12/10/2036
36167R-AA-1	GCT 2021-GCT A FLT 02/15/2038 CMBS	4			2.A FE	640,000	.74	5530	640,000	639,950		(285)		6,276	6.524	MON		1,897	37,858	01/29/2021	02/15/2038
36250P-AD-7	GSMS 2015-GC32 A4 3.764 07/10/2048 CMBS	4			1.A	4,891,911	.96	9874	4,712,000	4,746,598		(23,079)		3,764	3.299	MON		14,780	177,360	01/02/2018	07/10/2048
36250S-AF-6	GSMS 2018-GS10 AAB 4.106 07/10/2051 CMBS	4,5			1.A	1,932,751	.97	8575	1,876,466	1,893,475		(8,165)		4,106	3.697	MON		6,421	77,048	07/18/2018	07/10/2051
36251P-AC-8	GSMS 2016-GS3 A3 2.592 10/10/2049 CMBS	4			1.A	1,447,968	.93	2193	1,557,216	1,515,722		16,435		2,592	3.851	MON		3,364	40,363	12/18/2018	10/10/2049
36251X-AQ-0	GSMS 2016-GS4 A3 3.178 11/10/2049 CMBS	4			1.A	3,215,994	.94	0823	3,124,543	3,321,074		14,233		3,178	3.724	MON		8,795	105,544	07/18/2018	11/10/2049
36252S-AV-9	GSMS 2019-GC38 A4 3.968 02/10/2052 CMBS	4			1.A	5,149,980	.94	1208	4,706,040	5,081,948		(14,930)		3,968	3.667	MON		16,533	198,400	02/13/2019	02/10/2052
36252T-AQ-8	GSMS 2016-GS2 A3 2.791 05/10/2049 CMBS	4			1.A	838,446	.94	5133	860,415	910,364		21,445		2,791	5.647	MON		2,117	25,408	09/27/2022	05/10/2049
36252T-AR-6	GSMS 2016-GS2 A4 3.05 05/10/2049 CMBS	4			1.A	418,359	.94	6177	450,000	428,053		9,641		3,050	5.674	MON		1,144	13,725	12/28/2022	05/10/2049
36253B-AT-0	GSMS 2014-GC22 A4 3.587 06/10/2047 CMBS	4			1.A	12,756,136	.99	2069	12,630,567	12,630,567		(11,249)		3,587	3.624	MON		37,753	453,038	06/05/2014	06/10/2047
36253G-AE-2	GSMS 2014-GC24 A5 3.931 09/10/2047 CMBS	4			1.A	4,487,500	.98	1868	4,909,340	5,000,000		(125,751)		3,931	1.404	MON		16,379	196,550	08/27/2020	09/10/2047
36254C-AV-2	GSMS 2017-GS7 A4 3.43 08/10/2050 CMBS	4			1.A	4,915,589	.92	3385	4,616,925	4,962,352		9,942		3,430	3.729	MON		14,292	171,500	07/30/2018	08/10/2050
36254J-AA-3	GSMS 2017-375H A 3.5911 09/10/2037 CMBS	4,5			1.A	8,491,867	.89	2908	8,143,321	8,465,171		(3,825)	652,623	3,475	5.864	MON		26,410	321,332	06/20/2018	09/10/2037
36254X-AA-2	GSMS 2017-FARM A 3.65862 01/10/2043 CMBS	4,5			1.A	7,204,876	.83	7962	7,252,941	7,300,000		(10,374)		3,541	3.781	MON		21,539	262,054	08/02/2018	01/10/2043
36255N-AT-2	GSMS 2018-GS9 A4 3.992 03/10/2051 CMBS	4,5			1.A	6,437,338	.95	3079	6,250,000	6,338,560		(20,252)		3,992	3.674	MON		20,792	249,500	03/15/2018	03/10/2051
36257C-AA-5	GSMS 2017-GPTX 2.855546 05/10/2034 CMBS	4			1.A	616,445	.72	4283	572,672	790,674		616,445		2,856		MON		1,892	22,578	04/26/2017	05/10/2034
36257U-AL-1	GSMS 2019-GC42 A4 3.0005 09/10/2052 CMBS	4			1.A	5,669,965	.89	4044	4,559,624	5,100,000		(62,193)		3,001	1.665	MON		12,752	153,026	08/28/2020	09/10/20

ANNUAL STATEMENT FOR THE YEAR 2023 OF THE ZURICH AMERICAN INSURANCE COMPANY

SCHEDULE D - PART 1

Showing All Long-Term BONDS Owned December 31 of Current Year

1	2	Codes			6	7	Fair Value		10	11	Change in Book/Adjusted Carrying Value				Interest					Dates	
		3	4	5			8	9			12	13	14	15	16	17	18	19	20	21	22
CUSIP Identification	Description	C o d e	F o r e i g n	B o n d C h a r	NAIC Designation, NAIC Designation Modifier and SVO Administrative Symbol	Actual Cost	Rate Used to Obtain Fair Value	Fair Value	Par Value	Book/ Adjusted Carrying Value	Unrealized Valuation Increase/ (Decrease)	Current Year's (Amortization)/ Accretion	Current Year's Other-Than-Temporary Impairment Recognized	Total Foreign Exchange Change in Book/ Adjusted Carrying Value	Rate of	Effective Rate of	When Paid	Admitted Amount Due and Accrued	Amount Received During Year	Acquired	Stated Contractual Maturity Date
36258R-BA-0	GSMS 2020-GC47 A5 2.3772 05/12/2053 CMBS	4			1.A	6,333,217	.84	9674	6,273,143	6,493,296					2.377	4.748	MON	14,626	175,449	03/24/2023	05/12/2053
36260X-AA-4	GSMS 2021-RENT A FLT 11/21/2035 CMBS	4			1.A	1,174,828	.99	3861	1,167,615	1,174,657					6.176	6.615	MON	2,217	68,299	02/12/2021	11/21/2035
36261P-AT-9	GSMS 2019-GS41 A4 3.0479 11/10/2052 CMBS	4			1.A	8,866,858	.89	3267	7,146,136	8,563,331					3.048	1.764	MON	20,319	243,832	08/28/2020	11/10/2052
36270G-AA-9	GSMS 2023-SHIP 4.466408 09/10/2038 CMBS	4,5			1.A	1,682,905	.97	0250	1,704,963	1,691,929					4.322	5.988	MON	6,329	25,740	08/04/2023	09/10/2038
44974A-AS-6	IMTT 2017-APTS AFX 3.478 06/15/2034 CMBS	4			1.A	5,149,715	.98	2457	4,912,285	5,009,562					3.478	3.061	MON	14,492	173,900	06/29/2017	06/15/2034
45378Y-AA-2	IPT 2018-INDP A 3.763 07/10/2035 CMBS	4			1.A	5,822,180	.95	2614	5,239,377	5,611,302					3.763	2.423	MON	17,247	206,965	01/12/2021	07/10/2035
46590K-AF-1	JPMCC 2015-JP1 AS 3.7326 01/15/2049 CMBS	4			1.A	1,181,184	.98	1567	1,125,647	1,146,785					3.733	3.310	MON	3,567	42,805	12/15/2015	01/15/2049
46590R-AD-1	JPMCC 2016-JP3 A4 2.6265 08/15/2049 CMBS	4			1.A	1,153,213	.93	9019	1,160,789	1,190,938					2.627	4.280	MON	2,706	32,468	08/14/2018	08/15/2049
46642E-AX-4	JPMBB 2014-C21 A4 3.4927 08/15/2047 CMBS	4			1.A	1,681,010	.99	2885	1,661,372	1,664,972					3.493	3.344	MON	4,844	58,131	07/01/2014	08/15/2047
46642E-AY-2	JPMBB 2014-C21 A5 3.7748 08/15/2047 CMBS	4			1.A	1,544,996	.98	5589	1,478,384	1,502,801					3.775	3.352	MON	4,719	56,622	07/01/2014	08/15/2047
46642N-BC-9	JPMBB 2014-C22 A3 3.5379 09/15/2047 CMBS	4			1.A	5,333,173	.98	9784	5,226,451	5,285,381					3.538	3.385	MON	15,568	186,815	08/06/2014	09/15/2047
46643T-BA-9	JPMBB 2014-C26 A3 3.2312 01/15/2048 CMBS	4			1.A	7,178,829	.98	5728	6,948,668	7,064,275					3.231	2.974	MON	18,981	227,776	04/23/2015	01/15/2048
46644F-AC-5	JPMBB 2015-C28 A3 2.9124 10/15/2048 CMBS	4			1.A	5,475,799	.97	4636	5,336,948	5,475,474					2.912	2.960	MON	13,290	161,761	04/02/2015	10/15/2048
46645L-AX-5	JPMBB 2016-C1 A4 3.3106 03/17/2049 CMBS	4			1.A	7,749,233	.95	4569	7,418,041	7,756,804					3.311	3.467	MON	21,439	257,270	03/30/2022	03/17/2049
46645L-AY-3	JPMBB 2016-C1 A5 3.5761 03/17/2049 CMBS	4			1.A	2,632,113	.95	6300	2,620,262	2,672,795					3.576	4.998	MON	8,165	97,985	09/14/2022	03/17/2049
46645U-AU-1	JPMCC 2016-JP4 AS 3.4743 12/15/2049 CMBS	4,5			1.A	1,104,545	.97	2861	987,860	1,047,523					3.474	1.078	MON	2,940	35,279	08/26/2020	12/15/2049
46646R-AH-6	JPMDB 2016-C4 A2 2.8822 12/15/2049 CMBS	4			1.A	1,750,002	.93	4529	1,651,816	1,757,965					2.882	3.145	MON	4,245	50,944	05/14/2019	12/15/2049
46655A-AA-6	JPMCC 2022-OPD A 3.0242 01/05/2039 CMBS	4			1.A	4,913,830	.84	1456	4,022,160	4,862,631					3.024	2.454	MON	12,046	144,557	01/12/2022	01/05/2039
46868R-AA-2	JAX 2019-LIC A 2.766 10/14/2039 CMBS	4			1.A	4,960,596	.85	9996	4,299,980	5,000,000					2.766	2.896	MON	11,525	138,300	11/07/2019	10/14/2039
50219Q-AE-4	LNSTR 2016-4 A3 2.809 03/10/2049 CMBS	4			1.A	7,449,534	.93	2249	6,945,253	7,450,000					2.809	2.857	MON	17,439	209,271	06/10/2016	03/10/2049
54910T-AJ-1	LNSTR 2017-5 A5 3.549 03/10/2050 CMBS	4			1.A	4,069,375	.94	9249	3,796,997	4,000,631					3.549	3.370	MON	11,830	141,960	10/17/2017	03/10/2050
55282M-AA-2	MAD 2017-330M A 3.29437 08/15/2034 CMBS	4,5			1.A	9,892,001	.89	9802	9,213,972	10,240,000					3.188	7.196	MON	27,205	330,996	08/06/2018	08/15/2034
55318E-AA-8	MIRA 2023-MILE A 6.7547 06/10/2038 CMBS	4			1.A	1,871,530	.103	0630	1,909,757	1,869,647					6.755	6.720	MON	10,430	62,582	06/02/2023	06/10/2038
55361A-AU-8	MSNF 2023-2 A5 6.014 12/15/2056 CMBS	4,5			1.A FE	7,711,985	.107	4620	7,991,949	7,710,890					6.014	5.661	MON	37,272		12/13/2023	12/15/2056
55375K-AS-5	MSSG 2017-237P A 3.397 09/13/2039 CMBS	4			1.A	5,664,563	.88	3908	4,861,494	5,564,687					3.397	3.094	MON	15,570	186,835	08/11/2017	09/13/2039
55622T-AA-4	MAD 2015-11MD A 3.673293 09/10/2035 CMBS	4,5			1.A	1,211,979	.89	7356	1,072,340	1,198,150					3.555	3.446	MON	3,540	43,070	09/15/2015	09/10/2035
563136-AA-8	OMV 2020-1MW A 2.13 09/10/2039 CMBS	4			1.A	5,345,408	.88	2967	4,582,599	5,273,159					2.130	1.693	MON	9,212	110,547	08/17/2020	09/10/2039
61690A-AD-6	MSBAM 2015-C27 A3 3.473 12/15/2047 CMBS	4			1.A	2,489,118	.97	3931	2,394,956	2,463,681					3.473	3.329	MON	7,117	85,403	04/26/2019	12/15/2047
61690Q-AD-1	MSBAM 2015-C23 A3 3.451 07/15/2050 CMBS	4			1.A	16,721,311	.97	1525	15,325,942	15,775,139					3.451	2.699	MON	45,367	544,400	07/20/2016	07/15/2050
61691D-AE-5	MSC 2018-MP A 4.418533 07/11/2040 CMBS	4,5			1.A	884,829	.87	0428	748,568	860,000					4.276	3.991	MON	3,064	37,284	07/26/2018	07/11/2040
61691G-AQ-3	MSBAM 2016-C32 ASB 3.514 12/15/2049 CMBS	4			1.A	1,359,576	.97	1820	1,282,855	1,327,897					3.514	3.152	MON	3,866	46,387	12/06/2016	12/15/2049
61691Q-AC-2	MSC 2018-L1 ASB 4.238 10/15/2051 CMBS	4,5			1.A	1,936,542	.97	8511	1,963,411	1,955,954					4.238	5.618	MON	7,086	77,950	01/05/2023	10/15/2051
61691Q-AE-8	MSC 2018-L1 A4 4.407 10/15/2051 CMBS	4,5			1.A	2,008,371	.96	5198	1,882,136	1,980,132					4.407	4.115	MON	7,161	85,937	10/12/2018	10/15/2051
61691Y-AJ-0	MSC 2021-L5 A4 2.728 05/15/2054 CMBS	4			1.A	2,413,138	.85	5923	2,567,769	3,000,000					2.728	5.804	MON	6,820	81,840	11/01/2022	05/15/2054
61692B-BP-4	MSC 2020-HR8 A4 2.041 07/15/2053 CMBS	4			1.A	3,047,223	.83	0020	3,183,957	3,836,000					2.041	5.574	MON	6,524	78,293	11/21/2022	07/15/2053
61763M-AF-7	MSBAM 2014-C16 A5 3.892 06/15/2047 CMBS	4			1.A	2,544,226	.99	2106	2,450,693	2,470,193					3.892	3.532	MON	8,012	96,140	06/05/2014	06/15/2047
61765D-AS-7	MSC 2015-MS1 ASB 3.458 05/15/2048 CMBS	4			1.A	1,469,215	.98	2382	1,401,365	1,426,497					3.458	3.052	MON	4,111	49,328	06/25/2015	05/15/2048
61765L-AU-4	MSBAM 2015-C24 A4 3.732 05/15/2048 CMBS	4			1.A	4,555,112	.96	7908	3,982,941	4,115,000					3.732	2.422	MON	12,798	153,572	08/01/2016	05/15/2048
61766L-BS-7	MSBAM 2016-C28 A4 3.544 01/15/2049 CMBS	4			1.A	1,438,828	.95	0952	1,426,428	1,500,000					3.544	5.030	MON	4,430	53,160	09/14/2022	01/15/2049
61766N-BB-0	MSBAM 2016-C30 A5 2.86 09/15/2049 CMBS	4			1.A	4,705,078	.93	0550	4,652,750	5,000,000					2.860	3.778	MON	11,917	143,000	07/25/2018	09/15/2049
61767C-AV-0	MSBAM 2017-C33 A5 3.599 05/15/2050 CMBS	4			1.A	92,694	.94	5200	85,068	90,000					3.599	3.295	MON	270	3,239	05/04/2017	05/15/2050
61767F-AZ-4	MSC 2016-LB11 A3 2.531 08/15/2049 CMBS	4			1.A	1,871,541	.92	7608	1,698,374	1,830,917					2.531	2.029	MON	3,862	46,341	12/15/2021	08/15/2049
61767Y-AZ-3	MSC 2018-H3 A5 4.177 07/15/2051 CMBS	4			1.A	5,479,287	.95	4863	5,079,871	5,320,000					4.177	3.878	MON	18,518	222,216	06/27/2018	07/15/2051
61768H-AW-6	MSC 2019-L2 A4 4.071 03/15/2052 CMBS	4			1.A	2,726,339	.94	4719	2,500,671	2,647,000					4.071	3.774	MON	8,980	107,759	03/01/2019	03/15/2052
61769J-BA-8	MSC 2019-H6 A4 3.417 06/15/2052 CMBS	4			1.A	3,586,875	.92	1229	3,684,916	4,000,000					3.417	5.486	MON	11,390	136,680	12/28/2022	06/15/2052

E10.79

ANNUAL STATEMENT FOR THE YEAR 2023 OF THE ZURICH AMERICAN INSURANCE COMPANY

SCHEDULE D - PART 1

Showing All Long-Term BONDS Owned December 31 of Current Year

1	2	Codes			6	7	Fair Value		10	11	Change in Book/Adjusted Carrying Value				Interest					Dates	
		3	4	5			8	9			12	13	14	15	16	17	18	19	20	21	22
CUSIP Identification	Description	C o d e	F o r e i g n	B o n d C h a r	NAIC Designation, NAIC Designation Modifier and SVO Administrative Symbol	Actual Cost	Rate Used to Obtain Fair Value	Fair Value	Par Value	Book/ Adjusted Carrying Value	Unrealized Valuation Increase/ (Decrease)	Current Year's (Amortization)/ Accretion	Current Year's Other Than-Temporary Impairment Recognized	Total Foreign Exchange Change in Book/ Adjusted Carrying Value	Rate of	Effective Rate of	When Paid	Admitted Amount Due and Accrued	Amount Received During Year	Acquired	Stated Contractual Maturity Date
61770K-AI-3	MSC 2020-L4 A3 2.698 02/15/2053 CMBS	4			1.A	1,690,475	.86	9951	1,752,951	2,015,000	1,723,677		33,202		2.698	5.685	MON	4,530	40,774	03/02/2023	02/15/2053
61771M-AI-0	MSC 2019-H7 A4 3.261 07/15/2052 CMBS	4			1.A	4,845,788	.90	1190	4,415,831	4,900,000	4,823,757		10,569		3.261	3.678	MON	13,316	157,751	01/03/2023	07/15/2052
63874F-AA-5	NCMS 2018-285M 3.916747 11/15/2032 CMBS	4	5		1.A FE	2,493,281	.84	8404	2,036,170	2,400,000	2,399,744		(1)		3.790	3.891	MON	7,581	92,233	01/17/2020	11/15/2032
63874M-AA-0	NCMS 2018-FL1 A FLT 06/15/2035 CMBS	4			1.C FE	376,663	.92	3283	347,770	376,663	376,657		(204)		8.500	8.866	MON	1,512	24,842	06/25/2018	06/15/2035
68162M-AA-0	OT 2017-OT A 3.566 05/10/2039 CMBS	4			1.A	6,707,852	.84	1771	5,639,866	6,700,000	6,699,574		(66)		3.566	3.627	MON	19,910	238,922	02/09/2018	05/10/2039
68236J-AA-9	OBP 2019-OBP A 2.51641 09/15/2054 CMBS	4			1.A	5,000,000	.84	6542	4,232,710	5,000,000	5,002,555		(471)		2.516	2.536	MON	10,485	125,820	08/07/2019	09/15/2054
682439-AA-2	AACMT 2005-C6A A1 5.6896 10/13/2037 CMBS	4			1.A	848,865	.99	7361	782,243	784,313	790,700		(33,673)		5.690	1.441	MON	2,479	44,624	08/26/2020	10/13/2037
68373B-AA-9	OPEN 2023-AIR A FLT 10/15/2028 CMBS	4			1.A	443,274	100	7380	447,665	444,385	445,081		1,798		8.451	8.691	MON	1,773	2,596	11/01/2023	10/15/2028
78413M-AC-2	SFAVE 2015-SAVE A2 3.659 01/05/2043 CMBS	4	5		1.A	4,913,499	.74	9506	4,541,416	4,725,000	4,844,330		(8,840)		3.659	3.437	MON	14,407	172,888	02/03/2015	01/05/2043
78449R-AA-3	SLG 2021-OVA A 2.5854 07/15/2041 CMBS	4			1.A	1,416,313	.82	6580	1,405,186	1,700,000	1,441,088		24,776		2.585	5.144	MON	3,663	36,627	02/09/2023	07/15/2041
865592-AA-7	SUMIT 2022-BVUE A 2.789 02/12/2041 CMBS	4			1.A	2,265,947	.77	5373	1,705,821	2,200,000	2,248,588		(8,927)		2.789	2.353	MON	5,113	61,358	01/12/2022	02/12/2041
88575J-AA-8	365OR 2022-PF2 5.466206 11/15/2055 CMBS	4	5		1.A	8,645,190	101	2890	8,862,788	8,750,000	8,654,355		8,275		5.290	5.587	MON	38,572	469,264	11/21/2022	11/15/2055
88581E-AB-7	365OR 2021-PF1 A3 1.995 11/15/2054 CMBS	4			1.A	4,099,911	.87	2583	3,577,590	4,100,000	4,099,868		(20)		1.995	2.014	MON	6,816	81,795	11/05/2021	11/15/2054
88581E-AD-3	365OR 2021-PF1 A5 2.522 11/15/2054 CMBS	4			1.A	328,625	.82	6591	330,636	400,000	334,686		6,061		2.522	5.252	MON	841	8,407	02/14/2023	11/15/2054
90137L-AA-8	TSQ 2018-20TS A 3.20923 05/15/2035 CMBS	4	5		1.A	1,938,539	.90	5351	1,792,171	1,979,531	1,979,360		3,070		3.100	6.404	MON	5,114	62,216	05/09/2018	05/15/2035
90269P-AA-9	UBSBM 2012-WIRM A 3.663 06/10/2030 CMBS	4			1.A	199,105	.93	4148	177,620	190,141	190,121				3.663	3.751	MON	580	6,965	10/26/2012	06/10/2030
90276E-AD-9	UBSCM 2017-C1 A3 3.196 06/15/2050 CMBS	4			1.A	1,594,533	.94	2948	1,520,669	1,612,675	1,600,754		3,613		3.196	3.508	MON	4,295	51,541	03/22/2022	06/15/2050
90276G-AS-1	UBSCM 2017-C3 A4 3.426 08/15/2050 CMBS	4			1.A	1,328,336	.92	6673	1,204,675	1,300,000	1,311,390		(3,043)		3.426	3.209	MON	3,712	44,525	12/18/2017	08/15/2050
90276R-BD-9	UBSCM 2017-C4 A3 3.301 10/15/2050 CMBS	4			1.A	5,116,527	.93	6721	5,282,413	5,639,260	5,237,696		109,509		3.301	5.840	MON	15,513	186,152	11/21/2022	10/15/2050
90276T-AE-4	UBSCM 2017-C5 A3 3.439 11/15/2050 CMBS	4			1.A	777,832	.94	8628	711,471	750,000	749,928		(21)		3.439	3.526	MON	2,149	25,792	12/10/2021	11/15/2050
90276V-AD-1	UBSCM 2018-C8 A3 3.72 02/15/2051 CMBS	4			1.A	2,381,983	.93	4766	2,243,952	2,400,549	2,389,550		2,501		3.720	3.915	MON	7,442	89,300	12/19/2018	02/15/2051
90276V-AE-9	UBSCM 2018-C8 A4 3.983 02/15/2051 CMBS	4			1.A	9,320,899	.94	2350	8,528,268	9,050,000	9,171,602		(27,707)		3.983	3.686	MON	30,038	360,462	02/12/2018	02/15/2051
90276X-AU-9	UBSCM 2018-C11 A4 3.9772 06/15/2051 CMBS	4			1.A	1,879,688	.95	0766	1,901,532	2,000,000	1,910,764		25,152		3.977	5.668	MON	6,629	79,544	09/27/2022	06/15/2051
90276X-AV-7	UBSCM 2018-C11 A5 4.2411 06/15/2051 CMBS	4	5		1.A	3,604,978	.94	6366	3,312,281	3,500,000	3,551,585		(10,748)		4.241	3.943	MON	12,370	148,439	06/28/2018	06/15/2051
90276Y-AD-5	UBSCM 2019-C16 A3 3.3436 04/15/2052 CMBS	4			1.A	6,059,976	.93	4986	5,609,916	6,000,000	6,031,767		(7,878)		3.344	3.240	MON	16,718	200,616	03/27/2019	04/15/2052
90278K-BA-8	UBSCM 2018-C14 A4 4.448 12/15/2051 CMBS	4			1.A	4,119,980	.96	6456	3,865,824	4,000,000	4,064,586		(12,070)		4.448	4.154	MON	14,827	177,920	11/28/2018	12/15/2051
90278L-AX-7	UBSCM 2018-C15 A3 4.0746 12/15/2051 CMBS	4			1.A	1,213,517	.95	1436	1,143,153	1,201,503	1,218,624		(3,309)		4.075	3.810	MON	4,080	50,530	12/18/2018	12/15/2051
90278M-BA-4	UBSCM 2019-C17 A4 2.921 10/15/2052 CMBS	4			1.A	8,517,578	.88	0202	8,802,020	10,000,000	8,725,240		187,913		2.921	5.713	MON	24,342	292,100	11/21/2022	10/15/2052
90291J-AW-7	UBSCM 2018-C9 A4 4.117 03/15/2051 CMBS	4	5		1.A	9,526,933	.94	2857	8,721,427	9,250,000	9,377,736		(28,268)		4.117	3.821	MON	31,735	380,823	03/23/2018	03/15/2051
90353D-AB-8	UBSCM 2018-C12 A5 4.2962 08/15/2051 CMBS	4			1.A	8,497,488	.93	0177	7,673,960	8,250,000	8,373,809		(24,909)		4.296	4.003	MON	29,536	354,437	08/23/2018	08/15/2051
90353K-AY-5	UBSCM 2018-C13 A4 4.3344 10/15/2051 CMBS	4			1.A	4,377,483	.95	3865	4,053,926	4,250,000	4,317,948		(13,218)		4.334	4.029	MON	15,351	184,212	09/21/2018	10/15/2051
92890F-AT-3	WFRBS 2014-C20 A4 3.723 05/15/2047 CMBS	4			1.A	942,749	100	0000	933,423	933,423	934,032		(2,262)		3.723	3.388	MON	2,896	34,751	04/29/2014	05/15/2047
92890F-AU-0	WFRBS 2014-C20 A5 3.995 05/15/2047 CMBS	4			1.A	4,122,392	.98	9823	3,983,594	3,925,507	3,930,633		(23,651)		3.995	3.487	MON	13,069	156,824	12/29/2014	05/15/2047
92890K-AZ-8	WFRBS 2014-C22 A4 3.488 09/15/2057 CMBS	4			1.A	4,001,390	.98	5094	3,852,358	3,910,650	3,917,191		(12,467)		3.488	3.224	MON	11,367	136,404	11/14/2014	09/15/2057
92938V-AQ-8	WFRBS 2014-C19 A5 4.101 03/15/2047 CMBS	4			1.A	7,113,778	.99	5172	6,862,358	6,895,650	6,897,656		(26,625)		4.101	3.822	MON	23,566	282,791	04/02/2014	03/15/2047
92939F-AT-6	WFRBS 2014-C21 A4 3.41 08/15/2047 CMBS	4			1.A	1,600,237	.99	1878	1,518,443	1,500,000	1,523,279		(13,263)		3.410	2.608	MON	4,315	51,779	04/23/2015	08/15/2047
92939F-AU-3	WFRBS 2014-C21 A5 3.678 08/15/2047 CMBS	4			1.A	13,139,962	.98	5172	12,568,824	12,758,000	12,778,175		(44,011)		3.678	3.395	MON	39,103	469,239	07/18/2014	08/15/2047
92939H-AY-1	WFRBS 2014-C23 A5 3.917 10/15/2057 CMBS	4			1.A	1,824,645	.97	5578	1,658,483	1,700,000	1,709,567		(14,606)		3.917	3.086	MON	5,549	66,589	02/18/2015	10/15/2057
92939K-AE-8	WFRBS 2014-C24 A5 3.607 11/15/2047 CMBS	4			1.A	3,221,719	.97	5769	2,927,307	3,000,000	3,021,652		(28,816)		3.607	2.659	MON	9,018	108,210	06/22/2016	11/15/2047
94988X-AT-3	WFCM 2014-LC16 A4 3.548 08/15/2050 CMBS	4			1.A	2,679,496	.99	5256	2,640,514	2,653,101	2,654,372		(7,048)		3.548	3.375	MON	7,844	94,132	11/01/2023	08/15/2050
94989C-AW-1	WFCM 2015-C26 A3 2.91 02/15/2048 CMBS	4			1.A	7,639,174	.97	3980	7,366,750	7,563,554	7,573,311		(10,785)		2.910	2.801	MON	18,342	220,099	02/04/2015	02/15/2048
94989E-AD-9	WFCM 2015-LC20 A4 2.925 04/15/2050 CMBS	4			1.A	10,099,300	.97	2099	9,720,990	10,000,000	10,008,172		(11,892)		2.925	2.857	MON	24,375	292,500	03/25/2015	04/15/2050
94989E-AE-7	WFCM 2015-LC20 A5 3.184 04/15/2050 CMBS	4			1.A	981,992	.96	9251	969,251	1,000,000	997,342		2,151		3.184	3.474	MON	2,653	31,840	12/21/2015	04/15/2050
94989E-AF-4	WFCM 2015-LC20 ASB 2.978 04/15/2050 CMBS	4			1.A	1,126,096	.98	7010	1,079,145												

ANNUAL STATEMENT FOR THE YEAR 2023 OF THE ZURICH AMERICAN INSURANCE COMPANY

SCHEDULE D - PART 1

Showing All Long-Term BONDS Owned December 31 of Current Year

1	2	Codes			6	7	Fair Value		10	11	Change in Book/Adjusted Carrying Value				Interest					Dates	
		3	4	5			8	9			12	13	14	15	16	17	18	19	20	21	22
CUSIP Identification	Description	C o d e	F o r e i g n	B o n d C h a r	NAIC Designation, NAIC Designation Modifier and SVO Administrative Symbol	Actual Cost	Rate Used to Obtain Fair Value	Fair Value	Par Value	Book/ Adjusted Carrying Value	Unrealized Valuation Increase/ (Decrease)	Current Year's (Amortization)/ Accretion	Current Year's Other-Than-Temporary Impairment Recognized	Total Foreign Exchange Change in Book/ Adjusted Carrying Value	Rate of	Effective Rate of	When Paid	Admitted Amount Due and Accrued	Amount Received During Year	Acquired	Stated Contractual Maturity Date
94989J-AY-2	WFCM 2015-C28 A3 3.29 05/15/2048 CMBS			4	1.A	4,300,031	96.9755	3,893,763	4,015,203	4,063,205	(42,271)			3,290	2.252	MON	11,008	132,100	08/01/2016	05/15/2048	
94989N-BF-3	WFCM 2015-C30 ASB 3.412 09/15/2058 CMBS			4	1.A	1,602,019	98.3884	1,530,371	1,555,439	1,559,385	(6,865)			3,412	3.011	MON	4,423	53,072	07/27/2015	09/15/2058	
94989V-AC-3	WFCM 2015-NXS3 A3 3.354 09/15/2057 CMBS			4	1.A	2,886,571	96.2746	2,957,649	3,072,097	2,964,437	65,397			3,354	5.911	MON	8,587	103,038	10/19/2022	09/15/2057	
94989W-AS-6	WFCM 2015-C31 A4 3.695 11/15/2048 CMBS			4	1.A	5,733,750	96.3528	5,299,404	5,500,000	5,556,199	(32,041)			3,695	3.121	MON	16,935	203,225	01/04/2018	11/15/2048	
94989X-BC-8	WFCM 2015-NXS4 A4 3.718 12/15/2048 CMBS			4	1.A	454,922	96.4028	460,805	478,000	462,922	7,957			3,718	5.764	MON	1,481	177,725	12/28/2022	12/15/2048	
94989Y-AY-9	WFCM 2016-C32 A3 3.294 01/15/2058 CMBS			4	1.A	2,055,990	95.6441	1,802,387	1,884,473	1,956,687	(39,726)			3,294	1.137	MON	5,173	62,075	02/10/2021	01/15/2059	
95000D-BC-4	WFCM 2016-C34 A3 2.834 06/15/2049 CMBS			4	1.A	6,153,828	94.5189	6,049,210	6,400,000	6,339,226	47,073			2,834	3.608	MON	15,115	181,376	03/07/2019	06/15/2049	
95000F-AS-5	WFCM 2016-C35 A3 2.674 07/15/2048 CMBS			4	1.A	2,070,269	93.8897	2,075,516	2,210,590	2,159,794	21,322			2,674	3.824	MON	4,926	59,111	07/19/2018	07/15/2048	
95000H-BE-1	WFCM 2016-LC24 A3 2.684 10/15/2049 CMBS			4	1.A	2,184,067	93.7244	1,995,328	2,128,931	2,163,839	(14,464)			2,684	1.984	MON	4,762	57,141	12/07/2021	10/15/2049	
95000J-AV-0	WFCM 2016-LC25 A4 3.64 12/15/2059 CMBS			4	1.A	326,840	95.3015	333,555	350,000	332,844	5,509			3,640	5.679	MON	1,062	12,740	11/29/2022	12/15/2059	
95000K-BA-2	WFCM 2016-NXS6 A3 2.642 11/15/2049 CMBS			4	1.A	2,342,676	94.3314	2,358,285	2,500,000	2,454,380	22,185			2,642	3.677	MON	5,504	66,050	07/19/2018	11/15/2049	
95000L-AZ-6	WFCM 2016-C33 A4 3.426 03/15/2059 CMBS			4	1.A	617,961	95.3893	572,336	600,000	604,185	(1,965)			3,426	3.120	MON	1,713	20,556	03/18/2016	03/15/2059	
95000P-AD-6	WFCM 2016-C37 A4 3.525 12/15/2049 CMBS			4	1.A	1,807,238	94.9021	1,741,709	1,835,269	1,816,263	6,767			3,525	4.015	MON	5,391	64,693	05/25/2022	12/15/2049	
95000P-AE-4	WFCM 2016-C37 A5 3.794 12/15/2049 CMBS			4	1.A	6,329,561	95.7639	5,645,282	5,895,000	6,067,558	(58,148)			3,794	2.758	MON	18,638	223,656	10/01/2019	12/15/2049	
95000T-BS-4	WFCM 2017-RB1 A5 3.635 03/15/2051 CMBS			4	1.A	11,528,138	93.6534	10,415,584	11,121,416	11,294,887	(53,128)			3,635	3.150	MON	33,689	404,264	05/16/2019	03/15/2050	
95000X-AF-4	WFCM 2017-C39 A5 3.418 09/15/2050 CMBS			4	1.A	9,056,120	93.5350	8,399,443	8,980,000	9,010,202	(8,365)			3,418	3.366	MON	25,578	306,936	01/18/2018	09/15/2050	
95001J-AV-9	WFCM 2018-C44 ASB 4.167 05/15/2051 CMBS			4	1.A	2,138,438	97.9163	2,165,895	2,211,986	2,156,682	25,604			4,167	5.647	MON	7,681	84,492	01/05/2023	05/15/2051	
95001L-AS-1	WFCM 2018-C43 ASB 3.951 03/15/2051 CMBS			4,5	1.A	1,143,168	97.5450	1,159,453	1,188,634	1,152,644	16,042			3,951	5.656	MON	3,914	43,049	01/05/2023	03/15/2051	
95001L-AT-9	WFCM 2018-C43 A3 3.746 03/15/2051 CMBS			4	1.A	1,567,347	94.5246	1,466,932	1,551,905	1,566,588	(3,464)			3,746	3.543	MON	4,845	58,134	03/12/2018	03/15/2051	
95001M-AF-7	WFCM 2017-C38 A5 3.453 07/15/2050 CMBS			4	1.A	955,207	93.9323	868,874	925,000	938,699	(3,783)			3,453	3.038	MON	2,662	31,940	05/23/2019	07/15/2050	
95001N-AY-4	WFCM 2018-C45 A4 4.184 06/15/2051 CMBS			4	1.A	8,092,202	96.0722	7,445,673	7,750,000	7,941,541	(40,639)			4,184	3.645	MON	27,022	324,266	08/11/2021	06/15/2051	
95001Q-AR-2	WFCM 2018-C46 A2 4.058 08/15/2051 CMBS			4	1.A	1,272,329	97.3025	1,201,986	1,235,308	1,235,169	(6,483)			4,058	8.463	MON	4,177	50,129	08/10/2018	08/15/2051	
95001R-AX-7	WFCM 2018-C48 A5 4.302 01/15/2052 CMBS			4	1.A	3,475,078	96.4627	2,893,881	3,000,000	3,273,833	(53,247)			4,302	2.322	MON	10,755	129,060	01/31/2020	01/15/2052	
95001V-AS-9	WFCM 2019-C51 ASB 3.16 06/15/2052 CMBS			4	1.A	1,098,828	94.6995	946,995	1,000,000	1,045,804	(15,636)			3,160	1.528	MON	2,633	31,600	07/24/2020	06/15/2052	
95001X-AZ-9	WFCM 2019-C50 ASB 3.635 05/15/2052 CMBS			4	1.A	2,428,622	96.1355	2,286,875	2,358,000	2,384,703	(9,916)			3,635	3.222	MON	7,143	85,713	04/29/2019	05/15/2052	
95002B-AE-3	WFCM 2019-C53 A4 3.04 10/15/2052 CMBS			4	1.A	5,149,800	89.4739	4,473,695	5,000,000	5,093,120	(14,955)			3,040	2.721	MON	12,667	152,000	10/22/2019	10/15/2052	
95002E-AX-5	WFCM 2020-C55 A2 2.766 02/15/2053 CMBS			4	1.A	1,750,981	96.7037	1,643,963	1,700,000	1,710,934	(10,323)			2,766	2.214	MON	3,919	47,022	02/07/2020	02/15/2053	
95002E-BB-2	WFCM 2020-C55 A5 2.725 02/15/2053 CMBS			4	1.A	3,315,635	87.8845	3,471,438	3,950,000	3,399,916	75,969			2,725	5.608	MON	8,970	107,637	11/21/2022	02/15/2053	
95002R-AX-6	WFCM 2020-C56 A5 2.448 06/15/2053 CMBS			4	1.A	2,141,918	84.6284	2,179,181	2,575,000	2,190,651	46,778			2,448	5.452	MON	5,253	53,193	03/02/2023	06/15/2053	
95002U-AJ-0	WFCM 2020-C58 A4 2.092 07/15/2053 CMBS			4	1.A	3,131,039	82.5557	3,260,950	3,950,000	3,204,625	73,586			2,092	5.563	MON	6,886	61,976	03/08/2023	07/15/2053	
95002X-BD-6	WFCM 2020-C57 A4 2.118 08/15/2053 CMBS			4	1.A	1,199,121	83.8460	1,257,690	1,500,000	1,237,504	34,314			2,118	5.560	MON	2,648	31,770	11/16/2022	08/15/2053	
95003C-AE-0	WFCM 2021-C59 A4 2.343 04/15/2054 CMBS			4	1.A	7,423,316	84.2448	6,191,993	7,350,000	7,406,514	(7,812)			2,343	2.242	MON	14,351	172,211	04/22/2021	04/15/2054	
95003C-AJ-9	WFCM 2021-C59 A5 2.626 04/15/2054 CMBS			4	1.A	811,953	84.8564	884,564	1,000,000	832,689	18,538			2,626	5.586	MON	2,188	26,260	11/16/2022	04/15/2054	
95003L-AA-8	WFCM 2021-SAVE A FLT 02/15/2040 CMBS			4	1.A FE	1,116,659	97.0452	1,083,664	1,116,659	1,116,613	(602)			6,626	6.863	MON	3,494	70,016	01/29/2021	02/15/2040	
98162J-AA-4	WPT 2017-WIP A 3.5263 11/10/2036 CMBS			4	1.A	6,558,802	73.6609	4,865,302	6,605,000	6,581,924	5,264			3,526	3.687	MON	19,409	232,912	07/19/2018	11/10/2036	
1039999999. Subtotal - Bonds - Industrial and Miscellaneous (Unaffiliated) - Commercial Mortgage-Backed Securities						1,090,170,519	XXX	1,016,462,091	1,089,995,216	1,080,432,741		(301,619)	2,169,513		XXX	XXX	XXX	3,208,313	37,241,827	XXX	XXX
00217Q-AC-5	ARIFL 2022-A A3 3.43 01/15/2031 ABS			4	1.A FE	376,951	97.6823	368,262	377,000	377,032	(60)			3,430	3.477	MON	575	12,931	04/07/2022	01/15/2031	
00439K-AA-4	AALLC 2021-1H A 1.35 10/20/2040 ABS			4	1.A FE	762,805	90.0561	763,008	763,014	763,008	3			1,350	1.359	MON	458	10,301	09/21/2021	10/20/2040	
02530U-AA-6	ACAR 2023-1 A 5.45 09/14/2026 ABS			4	1.A FE	661,781	99.8833	661,037	661,809	662,288	(389)			5,450	5.255	MON	1,904	30,257	01/25/2023	09/14/2026	
02582J-JT-8	AMXCA 2022-2 A 3.39 05/15/2027 ABS			4	1.A FE	651,856	97.9323	638,519	652,000	652,072	(94)			3,390	3.435	MON	982	22,103	05/17/2022	05/15/2027	
02582J-JX-9	AMXCA 2022-4 A 4.95 10/15/2027 ABS			4	1.A FE	2,635,869	100.2160	2,641,694	2,636,000	2,636,808	(613)			4,950	5.046	MON	5,799	130,482	10/27/2022	10/15/2027	
02582J-KB-5	AMXCA 2023-2 A 4.8 05/15/2030 ABS			4	1.A FE	9,864,145	101.0540	9,970,998	9,867,000	9,871,350	7,204			4,800	4.896	MON	21,050	238,124	06/07/2023	05/15/2030	
02589B-AC-4	AMXCA 2023-4 A 5.15 09/15/2030 ABS			4	1.A FE	14,501,132	102.7470	14,905,507	14,507,000	14,513,041	11,909			5,150	5.264	MON	33,205	178,476	09/12/2023	09/15/2030	
03065W-AD-7	AMCAR 2022-2 A3 4.38 04/18/2028 ABS			4	1.A FE	3,034,395	99.0325	3,005,636	3,035,000	3,035,471	(941)			4,380	4.451	MON	4,800	132,933	06/14/2022	04/18/2028	

E1081

ANNUAL STATEMENT FOR THE YEAR 2023 OF THE ZURICH AMERICAN INSURANCE COMPANY

SCHEDULE D - PART 1

Showing All Long-Term BONDS Owned December 31 of Current Year

1	2	Codes			6	7	Fair Value		10	11	Change in Book/Adjusted Carrying Value				Interest					Dates	
		3	4	5			8	9			12	13	14	15	16	17	18	19	20	21	22
CUSIP Identification	Description	C o d e	F o r e i g n	B o n d C h a r	NAIC Designation, NAIC Designation Modifier and SVO Administrative Symbol	Actual Cost	Rate Used to Obtain Fair Value	Fair Value	Par Value	Book/ Adjusted Carrying Value	Unrealized Valuation Increase/ (Decrease)	Current Year's (Amortization)/ Accretion	Current Year's Other-Than-Temporary Impairment Recognized	Total Foreign Exchange Change in Book/ Adjusted Carrying Value	Rate of	Effective Rate of	When Paid	Admitted Amount Due and Accrued	Amount Received During Year	Acquired	Stated Contractual Maturity Date
03236V-AB-7	AXIS 2022-1A A2 1.64 10/20/2027 ABS			4	1.A FE	1,667,941	.97	1,620,384	1,668,220	1,668,246	(33)				1.640	1.650	MON	836	27,359	01/19/2022	10/20/2027
03236X-AB-3	AXIS 2022-2A A2 5.3 06/21/2028 ABS			4	1.A FE	2,117,425	.99	2,110,822	2,117,762	2,118,458	(820)				5.300	5.398	MON	3,430	112,241	09/14/2022	06/21/2028
04033G-AC-1	ARIFL 2023-B A3 5.89 07/15/2032 ABS			4	1.A FE	2,317,375		2,380,586	2,318,000	2,320,232	102,700		2,856		5.890	6.020	MON	6,068	24,272	10/02/2023	07/15/2032
05522R-DE-5	BACCT 2022-A1 A1 3.53 11/15/2027 ABS			4	1.A FE	3,649,772	.98	3,578,369	3,650,000	3,650,781	(751)				3.530	3.572	MON	5,726	128,845	06/09/2022	11/15/2027
05522R-DF-2	BACCT 2022-A2 A2 5.04/15/2028 ABS			4	1.A FE	2,999,506	100	3,014,160	3,000,000	3,000,885	(630)				5.000	5.100	MON	6,667	159,167	11/17/2022	04/15/2028
05522R-DG-0	BACCT 2023-A1 A1 4.79 05/15/2028 ABS			4	1.A FE	5,548,743	100	5,564,264	5,550,000	5,553,118	4,374				4.790	4.871	MON	11,815	132,184	06/08/2023	05/15/2028
05588U-AA-0	HGVGI 2019-A A 3.28 09/26/2033 ABS			4	1.F FE	792,111	.95	756,275	792,312	792,416	(67)				3.280	3.323	MON	433	25,988	04/03/2019	09/26/2033
05602R-AE-1	BMWOT 2022-A A4 3.44 12/26/2028 ABS			4	1.A FE	4,317,719	.97	4,211,479	4,319,000	4,319,550					3.440	3.488	MON	2,476	148,574	05/10/2022	12/26/2028
06428A-AC-2	BAAT 2023-1A A3 5.53 02/15/2028 ABS			4	1.A FE	3,299,875	101	3,343,791	3,300,000	3,301,481		1,606			5.530	5.649	MON	8,111	68,434	07/25/2023	02/15/2028
06428A-AD-0	BAAT 2023-1A A4 5.39 07/16/2029 ABS			4	1.A FE	936,455	101	966,958	950,000	937,087		632			5.390	6.005	MON	2,276	8,534	10/25/2023	07/16/2029
12327A-AA-6	BJETS 2022-1A A 4.455 06/15/2037 ABS			4	1.G FE	3,192,413	.94	3,120,698	3,290,617	3,209,808		21,236			4.455	5.380	MON	6,515	146,597	05/05/2022	06/15/2037
12327B-AA-4	BJETS 2021-1A A 2.162 04/15/2036 ABS			4	1.F FE	974,429	.92	901,384	974,438	975,115	(196)				2.162	2.159	MON	936	21,067	03/02/2021	04/15/2036
12510H-AA-8	CAUTO 2020-1A A1 2.69 02/15/2050 ABS			4	1.A FE	1,274,521	.96	1,224,402	1,274,853	1,274,793	(83)				2.690	2.732	MON	1,524	34,293	01/15/2020	02/15/2050
12550G-AA-1	CIFC 2018-5A A1 FLT 01/15/2032 LL	D		4	1.A FE	294,250,000	100	294,250,000	294,250,000	294,885,730	(1,685)				6.845	6.947	JAJO	4,308,326	18,188,548	11/20/2018	01/15/2032
12550G-AC-7	CIFC 2018-5A A2 FLT 01/15/2032 LL	D		4	1.B FE	55,590,000	.99	55,512,174	55,590,000	55,739,288	(1,336)				7.355	7.491	JAJO	874,573	3,722,857	11/20/2018	01/15/2032
12660D-AC-1	CNH 2022-A A3 2.94 07/15/2027 ABS			4	1.A FE	8,039,406	.97	7,831,241	8,040,000	8,040,548	(1,131)				2.940	2.973	MON	10,506	236,376	03/24/2022	07/15/2027
12663B-AA-6	CPS 2022-B A 2.88 06/15/2026 ABS			4	1.A FE	274,574	.99	273,487	274,592	274,591	(116)				2.880	2.919	MON	351	7,908	04/12/2022	06/15/2026
12664L-AA-3	CPS 2023-A A 5.54 03/16/2026 ABS			4	1.A FE	439,181	.99	438,323	439,198	439,384	(64)				5.540	5.558	MON	1,081	21,696	01/18/2023	03/16/2026
12664Q-AC-8	CNH 2023-A A3 4.81 08/15/2028 ABS			4	1.A FE	8,449,576	.99	8,447,510	8,451,000	8,454,846		5,270			4.810	4.895	MON	18,066	259,704	04/18/2023	08/15/2028
12664W-AA-9	CPS 2023-B A 5.91 08/16/2027 ABS			4	1.A FE	4,715,016	100	4,730,112	4,715,071	4,717,399		1,318			5.910	6.000	MON	12,385	177,259	04/21/2023	08/16/2027
12666D-AC-5	CNH 2023-B A3 5.6 02/15/2029 ABS			4	1.A FE	4,999,351	101	5,098,650	5,000,000	5,004,325		4,974			5.600	5.708	MON	12,444	60,667	09/19/2023	02/15/2029
14041N-FV-8	COMET 2019-A3 A3 2.06 08/15/2028 ABS			4	1.A FE	2,176,334	.93	2,218,334	2,369,000	2,227,367		49,686			2.060	4.572	MON	2,169	48,801	12/20/2022	08/15/2028
14041N-FX-4	COMET 2021-A2 A2 1.39 07/15/2030 ABS			4	1.A FE	6,996,770	.87	6,108,830	7,000,000	6,998,848		186			1.390	1.403	MON	4,324	97,300	07/15/2021	07/15/2030
14041N-FZ-9	COMET 2022-A1 A1 2.8 03/15/2027 ABS			4	1.A FE	2,299,827	.97	2,240,821	2,300,000	2,300,270	(361)				2.800	2.826	MON	2,862	64,400	03/23/2022	03/15/2027
14041N-GA-3	COMET 2022-A2 A 3.49 05/15/2027 ABS			4	1.A FE	5,867,109	.98	5,882,478	6,000,000	5,928,923		48,671			3.490	4.469	MON	9,307	209,400	09/20/2022	05/15/2027
14041N-GD-7	COMET 2023-A1 A 4.42 05/15/2028 ABS			4	1.A FE	11,760,303	.99	11,706,608	11,763,000	11,767,551		7,248			4.420	4.493	MON	23,108	290,291	05/17/2023	05/15/2028
14043G-AD-6	COPAR 2022-2 A3 3.66 05/11/2027 ABS			4	1.A FE	3,200,031	.98	3,157,025	3,217,000	3,206,885		5,297			3.660	3.972	MON	5,233	112,252	03/14/2023	05/11/2027
14043Q-AC-6	COPAR 2022-1 A3 3.17 04/15/2027 ABS			4	1.A FE	2,439,467	.97	2,389,331	2,440,000	2,440,253	(417)				3.170	3.207	MON	3,438	77,348	04/26/2022	04/15/2027
14317C-AD-4	CARMX 2022-1 A4 1.7 08/16/2027 ABS			4	1.A FE	8,098,209	.94	7,619,476	8,100,000	8,100,037	(216)				1.700	1.713	MON	6,120	137,700	01/19/2022	08/16/2027
14318U-AD-3	CARMX 2022-4 A3 5.34 08/16/2027 ABS			4	1.A FE	5,798,640	100	5,814,616	5,800,000	5,800,212	(837)				5.340	5.470	MON	13,765	309,720	10/26/2022	08/16/2027
14686M-AC-7	CRVNA 2022-P3 A3 4.61 11/10/2027 ABS			4	1.A FE	2,270,649	.98	2,247,245	2,271,000	2,271,606	(830)				4.610	4.683	MON	6,107	104,693	08/30/2022	11/10/2027
14686M-AD-5	CRVNA 2022-P3 A4 4.85 06/12/2028 ABS			4	1.A FE	1,782,394	.98	1,763,284	1,783,000	1,783,643	(324)				4.850	4.944	MON	5,044	86,475	08/30/2022	06/12/2028
14687A-AP-3	CRVNA 2020-P1 A4 0.61 10/08/2026 ABS			4	1.A FE	834,080	.97	834,180	834,344	834,309	42				0.610	0.619	MON	325	5,090	12/03/2020	10/08/2026
14687H-AB-9	CRVNA 2021-N4 A2 1.8 09/11/2028 ABS			4	1.A FE	2,529,811	.94	2,385,922	2,530,000	2,530,220	(268)				1.800	1.808	MON	2,657	45,540	12/06/2021	09/11/2028
14687J-AE-9	CRVNA 2021-P3 A3 0.7 11/10/2026 ABS			4	1.A FE	2,530,645	.96	2,447,583	2,531,222	2,531,137	77				0.700	0.707	MON	1,034	17,719	09/21/2021	11/10/2026
14687K-AC-0	CRVNA 2021-P4 A3 1.31 01/11/2027 ABS			4	1.A FE	1,926,709	100	1,926,516	1,926,872	1,926,885	(120)				1.310	1.317	MON	1,472	25,242	12/21/2021	01/11/2027
16144K-AC-2	CHAOT 2023-AA A3 5.68 01/25/2029 ABS			4	1.A FE	9,997,658	102	10,235,000	10,000,000	10,004,882		7,224			5.680	5.809	MON	9,467	137,267	09/22/2023	01/25/2029
161571-HS-6	CHAIT 2022-A1 A 3.97 09/15/2027 ABS			4	1.A FE	1,156,807	.98	1,141,413	1,157,000	1,157,276	(225)				3.970	4.028	MON	2,041	45,933	09/09/2022	09/15/2027
161571-HU-1	CHAIT 2023-A2 A 5.08 09/15/2030 ABS			4	1.A FE	2,799,766	102	2,866,864	2,800,000	2,802,356		2,590			5.080	5.180	MON	6,322	35,660	09/07/2023	09/15/2030
165183-CU-6	CF11 2023-1A A1 5.65 05/15/2035 ABS			4	1.A FE	7,709,272	100	7,740,249	7,709,488	7,713,400		3,319			5.650	5.756	MON	19,359	278,291	04/19/2023	05/15/2035
165183-CZ-5	CF11 2023-2A A1 6.16 10/15/2035 ABS			4	1.A FE	2,506,474	100	2,528,768	2,506,709	2,508,669		2,097			6.160	6.278	MON	6,863	37,317	09/12/2023	10/15/2035
17305E-GS-8	CCOIT 2018-A7 A7 3.96 10/13/2030 ABS			4	1.A FE	498,184	.99	499,393	522,000	499,795		1,611			3.960	5.030	AO	4,479	10,336	08/07/2023	10/15/2030
19393B-AB-3	CASL 2023-A A2 5.33 05/25/2055 ABS			4	1.A FE	410,491	.99	409,490	410,571	410,863		346			5.330	5.448	MON	365	13,313	05/09/2023	05/25/2055
19425M-AA-6	CASL 2023-B A1A 6.5 06/25/2054 ABS			4	1.A FE	1,840,559	104	1,932,183	1,841,051	1,842,531		1,968			6.500	6.672	MON	1,994	19,945	10/18/2023	06/25/2054
224927-AA-1	CAALT 2023-1A A 6.48 03/15/2033 ABS			4	1.A FE	4,999,683	101	5,056,950	5,000,000	5,003,830		4,148			6.480	6.626	MON	14,400	242,100	03/08/2023	03/15/2033

ANNUAL STATEMENT FOR THE YEAR 2023 OF THE ZURICH AMERICAN INSURANCE COMPANY

SCHEDULE D - PART 1

Showing All Long-Term BONDS Owned December 31 of Current Year

1	2	Codes			6	7	Fair Value		10	11	Change in Book/Adjusted Carrying Value				Interest					Dates	
		3	4	5			8	9			12	13	14	15	16	17	18	19	20	21	22
CUSIP Identification	Description	C o d e	F o r e i g n	B o n d C h a r	NAIC Designation, NAIC Designation Modifier and SVO Administrative Symbol	Actual Cost	Rate Used to Obtain Fair Value	Fair Value	Par Value	Book/ Adjusted Carrying Value	Unrealized Valuation Increase/ (Decrease)	Current Year's (Amor-tization)/ Accretion	Current Year's Other-Than-Temporary Impairment Recognized	Total Foreign Exchange Change in Book/ Adjusted Carrying Value	Rate of	Effective Rate of	When Paid	Admitted Amount Due and Accrued	Amount Received During Year	Acquired	Stated Contractual Maturity Date
224936-AA-2	CAALT 2023-3A A 6.39 08/15/2033 ABS			4	1.A FE	2,374,523	101.3210	2,406,374	2,375,000	2,377,396		2,874			6.390	6.527	MON	6,745	46,793	08/15/2023	08/15/2033
22535B-AA-1	CAALT 2021-4 A 1.26 10/15/2030 ABS			4	1.A FE	1,793,824	98.0062	1,758,306	1,794,076	1,794,069					1.260	1.268	MON	1,005	22,605	10/19/2021	10/15/2030
22537C-AA-7	CAALT 2021-2A A 0.96 02/15/2030 ABS			4	1.A FE	730,366	99.5552	727,118	730,367	730,371		(62)			0.960	0.960	MON	312	7,012	02/09/2021	02/15/2030
23292G-AC-7	DLLST 2022-1A A3 3.4 01/21/2025 ABS			4	1.A FE	1,481,538	99.3457	1,472,058	1,481,754	1,481,769		(396)			3.400	3.450	MON	1,539	50,380	04/27/2022	01/21/2025
23292H-AC-5	DLLAA 2023-1A A3 5.64 02/22/2028 ABS			4	1.A FE	1,284,925	101.4320	1,303,401	1,285,000	1,285,968		1,043			5.640	5.755	MON	2,214	27,983	07/25/2023	02/22/2028
23325B-AC-6	DLLAD 2023-1A A3 4.79 01/20/2028 ABS			4	1.A FE	3,119,246	99.4919	3,104,147	3,120,000	3,121,125		1,880			4.790	4.880	MON	4,566	132,428	01/25/2023	01/20/2028
23346K-AA-8	DTAOT 2023-1A A 5.48 04/15/2027 ABS			4	1.A FE	1,207,860	99.7980	1,205,497	1,207,937	1,208,369		(39)			5.480	5.537	MON	2,942	58,840	01/18/2023	04/15/2027
25273C-AA-8	DROT 2021-1A A 1.51 11/21/2033 ABS			4	1.A FE	298,306	93.1422	277,860	298,318	298,367		(34)			1.510	1.512	MON	138	4,505	04/12/2021	11/21/2033
254683-CQ-6	DCENT 2021-A2 A2 1.03 09/15/2028 ABS			4	1.A FE	425,663	90.8457	431,517	475,000	434,966		9,303			1.030		MON	217	3,262	04/26/2023	09/15/2028
254683-CS-2	DCENT 2022-A2 A 3.32 05/15/2027 ABS			4	1.A FE	2,205,821	97.8127	2,157,748	2,206,000	2,206,380		(410)			3.320	3.358	MON	3,255	73,239	05/19/2022	05/15/2027
254683-CX-1	DCENT 2022-A4 A 5.03 10/15/2027 ABS			4	1.A FE	1,719,779	100.3930	1,726,760	1,720,000	1,721,131		(716)			5.030	5.108	MON	3,845	86,516	11/18/2022	10/15/2027
254683-CZ-6	DCENT 2023-A2 A 4.93 06/15/2028 ABS			4	1.A FE	11,028,510	100.7080	11,108,092	11,030,000	11,036,005		7,495			4.930	5.019	MON	24,168	252,253	06/21/2023	06/15/2028
26924X-AH-8	ETRMV 2004-1 D 4.86 11/07/2031 ABS			4	5.B FE	12,338	99.6672	30,840	30,943	12,338					4.860		MON	100	1,504	12/09/2004	11/07/2031
28166L-AA-2	EDVES 2021-A A 1.8 11/25/2045 ABS			4	1.A FE	601,487	88.4205	532,425	602,151	601,788		84			1.800	1.831	MON	181	10,839	03/01/2021	11/25/2045
28416L-AA-0	EHGVT 2021-A A 1.36 08/27/2035 ABS			4	1.A FE	506,869	91.3246	462,997	506,980	507,000		(8)			1.360	1.367	MON	115	6,895	10/13/2021	08/27/2035
29374E-AC-0	EFF 2021-1 A3 0.7 12/21/2026 ABS			4	1.A FE	7,069,497	97.0810	6,863,627	7,070,000	7,069,959		(125)			0.700	0.703	MON	1,512	49,490	02/17/2021	12/21/2026
29374F-AB-9	EFF 2022-3 A2 4.38 07/20/2029 ABS			4	1.A FE	1,735,787	98.8579	1,716,195	1,736,022	1,736,527		(649)			4.380	4.436	MON	2,323	76,038	08/16/2022	07/20/2029
29374L-AB-6	EFF 2023-3 A2 6.4 03/20/2030 ABS			4	1.A FE	2,999,947	102.2080	3,066,240	3,000,000	3,002,784		2,837			6.400	6.536	MON	5,867	29,333	10/18/2023	03/20/2030
29374L-AC-4	EFF 2023-3 A3 6.41 06/20/2030 ABS			4	1.A FE	2,604,764	104.1660	2,713,524	2,605,000	2,607,386		2,622			6.410	6.573	MON	5,102	25,511	10/18/2023	06/20/2030
29375J-AC-8	EFF 2022-1 A3 3.27 01/20/2028 ABS			4	1.A FE	1,121,940	96.4059	1,081,674	1,122,000	1,122,229		(187)			3.270	3.307	MON	1,121	36,689	03/23/2022	01/20/2028
29375M-AC-1	EFF 2020-2 A3 0.65 07/20/2026 ABS			4	1.A FE	939,726	98.7309	928,070	940,000	939,961		39			0.650	0.660	MON	187	6,110	09/23/2020	07/20/2026
29375N-AB-1	EFF 2023-2 A2 5.56 04/22/2030 ABS			4	1.A FE	4,688,192	100.3570	4,705,740	4,689,000	4,681,374		3,182			5.560	5.667	MON	7,966	144,838	05/23/2023	04/22/2030
29375N-AC-9	EFF 2023-2 A3 5.5 04/22/2030 ABS			4	1.A FE	994,779	101.4850	1,009,776	995,000	995,565		786			5.500	5.622	MON	1,672	30,403	05/23/2023	04/22/2030
30166Y-AC-6	EART 2022-3A A3 4.21 01/15/2026 ABS			4	1.A FE	569,635	99.9276	570,644	571,058	570,976		765			4.210	4.647	MON	1,069	24,042	06/14/2022	01/15/2026
30167F-AC-6	EART 2022-5A A3 5.43 04/15/2026 ABS			4	1.A FE	1,639,850	99.9334	1,642,731	1,643,826	1,643,416		1,977			5.430	5.781	MON	3,967	89,260	10/12/2022	04/15/2026
32113C-BY-5	FINMT 2023-2 A 5.77 09/15/2029 ABS			4	1.A FE	2,612,741	102.1090	2,685,467	2,630,000	2,613,842		1,102			5.770	6.186	MON	6,744	34,967	10/18/2023	09/15/2029
33766Q-AC-1	FECH 2013-1 A3 3.45 01/15/2036 ABS			4	1.A FE	3,721,271	94.1723	3,800,102	4,035,265	3,751,623		49,002			3.450	5.123	JJ	64,194	139,217	11/22/2022	01/15/2036
33845A-AA-5	FCAT 2021-4 A 0.81 07/17/2026 ABS			4	1.A FE	903,249	98.4603	889,410	903,319	903,307		(15)			0.810	0.817	MON	325	7,317	11/18/2021	07/17/2026
33845V-AA-9	FCAT 2022-1 A 1.79 10/15/2026 ABS			4	1.A FE	792,057	98.2777	778,499	792,142	792,138		(74)			1.790	1.806	MON	630	14,179	02/16/2022	10/15/2026
34492B-AD-8	FORDO 2023-A A3 4.65 02/15/2028 ABS			4	1.A FE	2,157,775	99.6179	2,149,754	2,158,000	2,159,948		173			4.650	4.752	MON	4,460	71,079	03/28/2023	02/15/2028
34492B-AE-6	FORDO 2023-A A4 4.56 12/15/2028 ABS			4	1.A FE	2,424,264	99.7806	2,419,680	2,425,000	2,424,586		322			4.560	4.664	MON	4,915	78,328	03/28/2023	12/15/2028
345285-AA-8	FORDR 2021-2 A 1.53 05/15/2034 ABS			4	1.A FE	2,508,144	91.1914	2,287,992	2,509,000	2,508,819		17			1.530	1.543	MON	1,706	38,388	11/02/2021	05/15/2034
345286-AD-0	FORDO 2022-A A4 1.56 05/15/2027 ABS			4	1.A FE	3,663,890	94.5526	3,464,407	3,664,000	3,664,155		(180)			1.560	1.569	MON	2,540	57,158	01/19/2022	05/15/2027
34528P-AK-2	FORDF 2018-4 A 4.06 11/15/2030 ABS			4	1.A FE	7,907,814	96.9777	7,802,826	8,046,000	7,912,708		3,015			4.060	4.542	MON	14,519	247,731	11/16/2023	11/15/2030
34528Q-HQ-0	FORDF 2020-2 A 1.06 09/15/2027 ABS			4	1.A FE	6,907,775	93.5503	6,464,326	6,910,000	6,909,234		324			1.060	1.072	MON	3,255	73,246	09/15/2020	09/15/2027
34528Q-HV-9	FORDF 2023-1 A1 4.92 05/15/2027 ABS			4	1.A FE	6,985,946	100.1880	6,999,134	6,986,000	6,990,316		4,370			4.920	5.004	MON	15,276	199,543	05/09/2023	05/15/2027
34531N-AA-4	FORDR 2020-1 A 2.04 08/15/2031 ABS			4	1.A FE	8,589,316	96.5660	8,208,110	8,500,000	8,548,337		(21,379)			2.040	1.795	MON	7,707	173,400	01/20/2022	08/15/2031
34532J-AA-2	FORDR 2020-2 A 1.06 04/15/2033 ABS			4	1.A FE	4,108,670	93.1769	3,829,571	4,110,000	4,109,528		193			1.060	1.072	MON	1,936	43,566	10/06/2020	04/15/2033
34534L-AE-7	FORDO 2022-B A4 3.93 08/15/2027 ABS			4	1.A FE	3,024,227	98.2958	2,973,448	3,025,000	3,025,157		(248)			3.930	3.999	MON	5,284	118,883	06/22/2022	08/15/2027
34535A-AB-6	FORDO 2022-C A2A 4.52 04/15/2025 ABS			4	1.A FE	443,084	99.8250	442,325	443,101	443,069		(75)			4.520	4.660	MON	890	20,028	09/20/2022	04/15/2025
34535A-AD-2	FORDO 2022-C A3 4.48 12/15/2026 ABS			4	1.A FE	2,749,841	99.2806	2,730,217	2,750,000	2,750,032		(378)			4.480	4.572	MON	5,476	123,200	09/20/2022	12/15/2026
34535A-AE-0	FORDO 2022-C A4 4.59 12/15/2027 ABS			4	1.A FE	4,832,872	99.6592	4,817,526	4,834,000	4,833,829		(201)			4.590	4.690	MON	9,861	221,881	09/20/2022	12/15/2027
34535C-AA-4	FORDR 2023-2 A 5.28 02/15/2036 ABS			4	1.A FE	9,925,733	102.1400	10,141,481	9,929,000	9,933,991		8,258			5.280	5.400	MON	23,300	184,944	08/01/2023	02/15/2036
34535Q-AA-3	FORDR 2023-1 A 4.85 08/15/2035 ABS			4	1.A FE	5,894,141	100.1520	5,983,080	5,974,000	5,898,640		4,499			4.850	5.240	MON	12,877	120,725	08/03/2023	08/15/2035
361886-CW-2	GFORT 2023-2 A 5.34 06/15/2030 ABS			4	1.A FE	1,703,262	102.1240	1,740,193	1,704,000	1,704,670		1,408									

ANNUAL STATEMENT FOR THE YEAR 2023 OF THE ZURICH AMERICAN INSURANCE COMPANY

SCHEDULE D - PART 1

Showing All Long-Term BONDS Owned December 31 of Current Year

1	2	Codes			6	7	Fair Value		10	11	Change in Book/Adjusted Carrying Value				Interest					Dates	
		3	4	5			8	9			12	13	14	15	16	17	18	19	20	21	22
CUSIP Identification	Description	C o d e	F o r e i g n	B o n d C h a r	NAIC Designation, NAIC Designation Modifier and SVO Administrative Symbol	Actual Cost	Rate Used to Obtain Fair Value	Fair Value	Par Value	Book/ Adjusted Carrying Value	Unrealized Valuation Increase/ (Decrease)	Current Year's (Amortization)/ Accretion	Current Year's Other-Than-Temporary Impairment Recognized	Total Foreign Exchange Change in Book/ Adjusted Carrying Value	Rate of	Effective Rate of	When Paid	Admitted Amount Due and Accrued	Amount Received During Year	Acquired	Stated Contractual Maturity Date
362585-AD-3	GMCAR 2022-2 A4 3.25 04/17/2028 ABS			4	1.A FE	2,314,688	.96	2,241,858	2,315,000	2,315,565		(325)		3,250	3.288	MON		3,135	75,237	04/05/2022	04/17/2028
36263H-AA-6	GMREV 2021-1 A 1.17 06/12/2034 ABS			4	1.A FE	3,635,277	.90	3,296,270	3,636,000	3,636,193		(75)		1,170	1.175	MON		2,363	42,541	09/14/2021	06/12/2034
36267K-AD-9	GMCAR 2023-3 A3 5.45 06/16/2028 ABS			4	1.A FE	5,946,094		6,086,220	6,000,000	5,950,322		4,228		5,450	6.022	MON		13,625	54,500	10/18/2023	06/16/2028
36268D-AA-0	GMREV 2023-2 A 5.77 08/11/2036 ABS			4	1.A FE	2,643,535	104	2,756,238	2,644,000	2,646,834		3,298		5,770	5.903	MON		8,475	11,018	11/06/2023	08/11/2036
379930-AD-2	GMCAR 2023-4 A3 5.78 08/16/2028 ABS			4	1.A FE	2,694,832	102	2,766,906	2,700,000	2,695,184		352		5,780	6.024	MON		6,503	28,178	10/19/2023	08/16/2028
38013J-AE-3	GMCAR 2023-1 A4 4.59 07/17/2028 ABS			4	1.A FE	594,804	.99	593,563	595,000	595,293		489		4,590	4.669	MON		1,138	24,883	01/09/2023	07/17/2028
380146-AD-2	GMCAR 2022-1 A4 1.51 04/17/2028 ABS			4	1.A FE	4,548,838	.93	4,264,105	4,550,000	4,549,986		(88)		1,510	1.521	MON		2,863	68,705	01/11/2022	04/17/2028
380881-FP-2	GCCT 2022-4A A 4.31 09/15/2027 ABS			A	1.A FE	1,893,681	.98	1,872,448	1,894,000	1,894,506		(407)		4,310	4.380	MON		3,628	81,631	09/09/2022	09/15/2027
38218G-AA-0	GOODG 2018-1A A 3.93 10/15/2053 ABS			D	1.A FE	1,311,151	.88	1,311,364	1,311,287	1,311,812		(106)		3,930	3.994	MON		10,906	51,753	04/20/2018	10/15/2053
38237C-AA-6	GOOD 2023-3C A 6.5 07/20/2055 ABS			4	1.F FE	1,408,574	102	1,445,027	1,414,391	1,415,608		6,993		6,500	6.583	MON		2,809	28,091	08/02/2023	07/20/2055
38237G-AA-7	GOOD 2021-4GS A 1.93 07/20/2048 ABS			4	1.F FE	861,039	.74	639,341	861,184	862,160		(144)		1,930	1.933	MON		508	16,621	08/11/2021	07/20/2048
38237H-AA-5	GOOD 2021-5CS A 2.31 10/20/2049 ABS			4	1.F FE	608,926	.78	475,208	609,016	609,827		(121)		2,310	2.315	MON		430	14,068	10/21/2021	10/20/2048
38237J-AA-1	GOOD 2022-1GS A 2.7 01/20/2049 ABS			4	1.F FE	2,453,326	.79	1,952,268	2,453,911	2,456,807		(482)		2,700	2.714	MON		2,024	66,256	01/24/2022	01/20/2049
38237K-AA-8	GOOD 2022-2CS A 4 04/20/2049 ABS			4	1.F FE	557,676	.88	499,512	565,172	560,053		755		4,000	4.222	MON		691	22,607	04/13/2022	04/20/2049
38237T-AA-9	GOOD 2022-3CS A 4.95 07/20/2049 ABS			4	1.F FE	3,087,222	.92	2,870,564	3,088,524	3,097,472		(1,440)		4,950	5.011	MON		4,671	152,882	07/12/2022	07/20/2049
40439H-AA-7	HINTT 2020-A A 1.39 10/09/2039 ABS			4	1.A FE	1,303,554	.92	1,206,932	1,303,753	1,304,121		(150)		1,390	1.384	MON		1,107	18,122	09/04/2020	10/09/2039
42806M-AA-7	HERTZ 2021-1A A 1.21 12/26/2025 ABS			4	1.A FE	3,506,289	.96	3,379,198	3,500,000	3,501,411		(1,946)		1,210	1.164	MON		706	42,350	06/29/2021	12/26/2025
43284B-AA-0	HGVT 2018-AA A 3.54 02/25/2032 ABS			4	1.A FE	287,433	.97	287,5478	287,439	287,526		(88)		3,540	3.576	MON		170	10,175	09/11/2018	02/25/2032
432917-AA-0	HGVT 2023-1A A 5.72 01/25/2038 ABS			4	1.A FE	2,015,897	101	2,044,103	2,016,358	2,018,424		2,313		5,720	5.833	MON		1,922	43,251	08/01/2023	01/25/2038
437927-AC-0	HAROT 2023-2 A3 4.93 11/15/2027 ABS			4	1.A FE	1,330,784	100	1,336,018	1,331,000	1,331,639		854		4,930	5.018	MON		2,916	35,543	05/23/2023	11/15/2027
438123-AC-5	HAROT 2023-4 A3 5.67 06/15/2028 ABS			4	1.A FE	929,836	102	939,883	930,000	930,663		826		5,670	5.786	MON		1,465	6,298	11/01/2023	06/21/2028
43815B-AD-2	HAROT 2022-1 A4 2.04 12/15/2028 ABS			4	1.A FE	9,853,719	.95	9,374,988	9,856,000	9,856,537		(562)		2,040	2.056	MON		8,936	201,062	02/15/2022	12/15/2028
43815J-AC-7	HAROT 2023-1 A3 5.04 04/21/2027 ABS			4	1.A FE	1,999,628	100	2,003,640	2,000,000	2,000,943		1,315		5,040	5.128	MON		2,800	83,160	02/16/2023	04/21/2027
44328U-AC-0	HPEFS 2023-2A A3 5.99 01/21/2031 ABS			4	1.A FE	768,922	101	779,804	769,000	769,710		788		5,990	6.098	MON		1,407	10,620	09/19/2023	01/21/2031
448977-AE-8	HART 2022-A A4 2.35 04/17/2028 ABS			4	1.A FE	5,883,357	.95	5,608,346	5,885,000	5,885,150		(273)		2,350	2.374	MON		6,147	138,297	03/09/2022	04/17/2028
44918C-AD-4	HART 2023-C A3 5.54 10/16/2028 ABS			4	1.A FE	904,881	102	924,032	905,000	906,055		1,174		5,540	5.629	MON		2,228	4,457	11/03/2023	10/16/2028
44918M-AE-0	HART 2022-B A4 3.8 08/15/2028 ABS			4	1.A FE	1,698,546	.97	1,663,848	1,699,000	1,699,400		(266)		3,800	3.855	MON		2,869	64,562	07/12/2022	08/15/2028
44933V-AD-3	HALST 2023-A A3 5.05 01/15/2026 ABS			4	1.A FE	3,174,557	.99	3,166,970	3,175,000	3,175,641		1,084		5,050	5.143	MON		7,126	140,295	01/24/2023	01/15/2026
50117K-AC-4	KCOT 2023-1A A3 5.02 06/15/2027 ABS			4	1.A FE	3,454,459	100	3,472,551	3,455,000	3,454,816		357		5,020	5.141	MON		7,708	122,854	03/28/2023	06/15/2027
50117T-AC-5	KCOT 2021-1A A3 0.62 08/15/2025 ABS			4	1.A FE	982,224	.98	982,928	982,425	982,398		36		0,620	0.629	MON		271	6,091	04/06/2021	08/15/2025
54627R-AM-2	LCDA 2022-ELL A2 4.145 02/01/2033 ABS			4	1.A FE	1,570,000	.96	1,518,006	1,570,000	1,570,068		(5)		4,145	4.187	FA		27,115	78,092	05/12/2022	02/01/2033
54627R-AP-5	LCDA 2022-ELL A4 4.475 08/01/2039 ABS			4	1.A FE	1,270,000	.95	1,218,072	1,270,000	1,270,108		24		4,475	4.524	FA		23,680	68,199	05/12/2022	08/01/2039
54627R-AT-7	LCDA 2023-ELL A3 5.198 12/01/2039 ABS			4	1.A FE	2,760,000	102	2,842,552	2,760,000	2,762,501		2,501		5,198	5.255	JD		19,955	96,440	03/22/2023	12/01/2039
568470-AA-9	MFIT 2022-AA A 6.45 10/20/2037 ABS			4	1.A FE	568,998	100	573,836	570,000	569,287		289		6,450	6.815	MON		1,123	3,064	11/17/2023	10/20/2037
56848D-AA-7	MFIT 2021-AA A 1.86 03/20/2036 ABS			4	1.A FE	3,369,352	.91	3,071,300	3,370,000	3,370,017		(72)		1,860	1.876	MON		1,915	62,682	03/05/2021	03/20/2036
58770A-AD-5	MBART 2023-1 A4 3.31 04/16/2029 ABS			4	1.A FE	1,309,725	.99	1,298,083	1,310,000	1,310,460		735		4,310	4.382	MON		2,509	50,188	01/18/2022	04/16/2029
61946K-AA-2	MSAIC 2022-3A A 6.1 06/20/2053 ABS			4	1.D FE	238,414	100	240,067	238,424	238,468		(33)		6,100	6.268	MON		444	14,746	12/12/2022	06/20/2053
61946Q-AA-9	MSAIC 2022-1A A 2.64 01/20/2053 ABS			4	1.D FE	963,128	.83	835,572	1,000,096	968,514		7,400		2,640	3.536	MON		807	26,403	03/10/2022	01/20/2053
62890M-AB-0	NMEF 2022-B A2 6.07 06/15/2029 ABS			4	1.A FE	2,479,717	100	2,492,199	2,479,751	2,480,937		(1,346)		6,070	6.189	MON		6,690	150,520	10/07/2022	06/15/2029
63938P-BU-2	NAVMT 2023-1 A 6.18 08/25/2028 ABS			4	1.A FE	1,049,851	101	1,066,506	1,050,000	1,050,920		1,069		6,180	6.300	MON		1,082	17,124	09/12/2023	08/25/2028
63941F-AB-2	NAVSL 2020-A A2A 2.46 11/15/2068 ABS			4	1.A FE	410,599	.93	204,550	410,627	410,742		(36)		2,460	2.478	MON		449	10,111	01/21/2020	11/15/2068
63941G-AB-0	NAVSL 2020-BA A2 2.12 01/15/2069 ABS			4	1.A FE	1,419,743	.92	1,402,335	1,420,335	1,420,369		(55)		2,120	2.139	MON		1,338	30,111	02/10/2020	01/15/2069
63941L-AB-9	NAVSL 2019-BA A2A 3.39 12/15/2059 ABS			4	1.A FE	713,783	.94	677,822	713,821	714,150		(123)		3,390	3.424	MON		1,075	24,199	03/12/2019	12/15/2059
63942B-AA-2	NAVSL 2021-A A 0.84 05/15/2069 ABS			4	1.A FE	112,672	.87	96,949	112,688	112,692		(3)		0,840	0.842	MON		42	947	01/19/2021	05/15/2069
63942C-AA-0	NAVSL 2021-DA A FLT 04/15/2060 ABS			4	1.A FE	3,660,449	.96	3,518,851	3,660,449	3,662,254		(287)		6,510	6.695	MON		11,253	226,887	05/14/2021	04/15/2060

E10.84

ANNUAL STATEMENT FOR THE YEAR 2023 OF THE ZURICH AMERICAN INSURANCE COMPANY

SCHEDULE D - PART 1

Showing All Long-Term BONDS Owned December 31 of Current Year

1	2	Codes			6	7	Fair Value		10	11	Change in Book/Adjusted Carrying Value				Interest					Dates	
		3	4	5			8	9			12	13	14	15	16	17	18	19	20	21	22
CUSIP Identification	Description	C o d e	F o r e i g n	B o n d C h a r	NAIC Designation, NAIC Designation Modifier and SVO Administrative Symbol	Actual Cost	Rate Used to Obtain Fair Value	Fair Value	Par Value	Book/ Adjusted Carrying Value	Unrealized Valuation Increase/ (Decrease)	Current Year's (Amortization)/ Accretion	Current Year's Other Than-Temporary Impairment Recognized	Total Foreign Exchange Change in Book/ Adjusted Carrying Value	Rate of	Effective Rate of	When Paid	Admitted Amount Due and Accrued	Amount Received During Year	Acquired	Stated Contractual Maturity Date
63942K-AA-2	NAVSL 2021-GA A 1.58 04/15/2070 ABS	4			1.A FE	1,018,046	.86	895,972	1,019,584	1,018,831		357			1.580	1.626	MON	7,16	16,109	11/17/2021	04/15/2070
63942M-AA-8	NAVSL 2022-A A 2.23 07/15/2070 ABS	4			1.A FE	5,361,543	.89	3,959,090	5,361,644	5,363,150		(789)			2.230	2.241	MON	5,314	119,565	02/01/2022	07/15/2070
63942P-AA-1	NAVSL 2022-BA A 4.16 10/15/2070 ABS	4			1.A FE	9,422,158	.95	8,020,216	9,423,828	9,427,257		(1,956)			4.160	4.223	MON	17,424	392,031	05/17/2022	10/15/2070
63942T-AA-3	NAVSL 2023-BA A1A 6.48 03/15/2072 ABS	4			1.A FE	757,986	101.9940	773,101	757,987	758,891		870			6.480	6.613	MON	2,183	7,641	10/11/2023	03/15/2072
64035D-AD-8	NSLT 2021-A APT2 1.36 04/20/2062 ABS	4			1.A FE	2,781,086	.90	4,159	2,784,347	2,782,067		786			1.360	1.399	MON	1,157	37,867	05/13/2021	04/20/2062
64035G-AB-5	NSLT 2021-CA AFX 1.32 04/20/2062 ABS	4			1.A FE	241,812	.89	95,200	241,885	241,860		8			1.320	1.332	MON	98	3,193	08/12/2021	04/20/2062
65479Q-AD-9	NAROT 2022-A A4 2.07 12/17/2029 ABS	4			1.A FE	7,034,027	.94	6,656	7,036,000	7,036,042		(211)			2.070	2.090	MON	6,473	145,645	02/16/2022	12/17/2029
65480J-AD-2	NAROT 2022-B A4 4.45 11/15/2029 ABS	4			1.A FE	2,499,959	.99	3,555	2,483,888	2,501,351		(590)			4.450	4.520	MON	4,944	111,250	09/20/2022	11/15/2029
68268S-AA-0	ODART 2023-1A A 5.41 11/14/2029 ABS	4			1.A FE	3,136,927	100.1710	3,145,369	3,140,000	3,139,686		2,760			5.410	5.551	MON	8,022	137,787	02/15/2023	11/14/2029
68268T-AA-6	ODART 2021-1A A 0.87 07/14/2028 ABS	4			1.A FE	2,443,423	.96	1,958	2,443,705	2,443,693		(55)			0.870	0.874	MON	1,004	21,260	10/07/2021	07/14/2028
68269D-AA-2	ODART 2022-1A A1 4.65 03/14/2029 ABS	4			1.A FE	1,564,898	.98	895,1	1,547,708	1,565,205		(344)			4.650	4.739	MON	3,436	72,773	06/10/2022	03/14/2029
68269M-AA-2	OMFIT 2021-1A A1 1.55 06/16/2036 ABS	4			1.A FE	3,503,281	.89	751,7	3,501,797	3,501,797		(639)			1.550	1.543	MON	2,562	54,250	09/23/2021	06/16/2036
69363P-AC-4	PSNH 2018-1 A3 3.814 02/01/2035 ABS	4			1.A FE	1,841,328	.95	1,079,6	1,869,265	1,857,249		15,010			3.814	4.966	FA	31,243	58,850	01/31/2023	02/01/2035
706874-AC-8	PNFED 2022-A A3 3.96 04/15/2026 ABS	4			1.A FE	1,361,991	.99	2,357	1,351,793	1,362,432		(867)			3.960	3.992	MON	2,397	53,943	08/19/2022	04/15/2026
706874-AD-6	PNFED 2022-A A4 4.18 12/15/2028 ABS	4			1.A FE	1,515,712	.98	790,7	1,516,000	1,516,688		(604)			4.180	4.226	MON	2,816	63,369	08/19/2022	12/15/2028
732916-AD-3	PFAST 2023-2A A3 5.79 01/22/2029 ABS	4			1.A FE	520,966	102.1630	532,269	521,000	521,590		624			5.790	5.890	MON	754	3,519	11/01/2023	01/22/2029
78436T-AC-0	SBALT 2023-A A3 6.51 04/20/2027 ABS	4			1.A FE	4,999,312	101.8940	5,094,700	5,000,000	5,003,330		4,018			6.510	6.665	MON	9,946	49,729	10/19/2023	04/20/2027
78443C-CY-8	SLMA 2006-BW A5 FLT 12/15/2039 ABS	4			1.A FE	590,876	.95	738,1	590,876	580,017		5,437			5.846	7.230	MJSD	1,724	34,288	10/08/2020	12/15/2039
784450-AE-1	SLMA 2010-C A5 FLT 10/15/2041 ABS	4			1.A FE	1,151,779	107.4940	1,143,735	1,063,999	1,140,556		(10,776)			10.226	8.995	MON	5,138	105,513	07/22/2020	10/15/2041
78449C-AA-6	SMB 2022-C A1A 4.48 05/16/2050 ABS	4			1.A FE	9,244,110	.96	9,390	9,244,271	9,250,960		(1,565)			4.480	4.553	MON	18,406	414,143	08/02/2022	05/16/2050
78449M-AA-4	SMB 2021-D A1A 1.34 03/17/2053 ABS	4			1.A FE	1,902,261	.89	855,2	1,902,349	1,902,767		(118)			1.340	1.342	MON	1,133	25,491	08/10/2021	03/17/2053
78449T-AB-7	SMB 2019-A A2A 3.44 07/15/2036 ABS	4			1.A FE	868,846	.96	1,020	835,237	869,115		(79)			3.440	3.486	MON	1,329	29,898	03/05/2019	07/15/2036
78449U-AB-4	SMB 2020-A A2A 2.23 09/15/2037 ABS	4			1.A FE	605,616	.93	1,325	605,637	605,783		(54)			2.230	2.244	MON	600	13,506	02/04/2020	09/15/2037
78450F-AA-5	SMB 2022-A APT 2.85 11/16/2054 ABS	4			1.A FE	4,715,653	.92	3,117	4,379,903	4,717,184		5,608			2.850	3.028	MON	6,010	135,224	03/08/2022	11/16/2054
80282Y-AC-0	SCART 2021-AA A3 0.33 10/15/2025 ABS	4			1.A FE	13,306	.99	8,144	13,283	13,308					0.330	0.350	MON	2	44	01/12/2021	10/15/2025
80285U-AD-3	SDART 2022-3 A3 3.4 12/15/2026 ABS	4			1.A FE	1,243,102	.99	2,780	1,234,247	1,243,223		(440)			3.400	3.453	MON	1,879	42,269	05/11/2022	12/15/2026
802918-AC-6	SDART 2022-6 A3 4.49 11/16/2026 ABS	4			1.A FE	2,209,779	.99	5,419	2,209,838	2,210,087		(1,570)			4.490	4.546	MON	4,410	99,222	09/12/2022	11/16/2026
80705T-AA-4	SCHOL 2011-A A FLT 10/28/2043 ABS	4			1.B FE	2,862,238	.98	5,102	2,876,364	2,919,864		5,736			6.501	6.832	JAJO	33,218	173,969	03/22/2011	10/28/2043
82652S-AA-5	SRFC 2020-2A A 1.33 07/20/2037 ABS	4			1.A FE	357,229	.95	4,537	339,055	356,703		(959)			1.330	1.080	MON	144	4,724	06/18/2021	07/20/2037
82652M-AA-8	SRFC 2019-2A A 2.59 05/17/2036 ABS	4			1.A FE	1,121,540	.98	1,032,9	1,121,843	1,121,890		(97)			2.590	2.617	MON	888	29,056	09/16/2019	05/20/2036
82652Q-AA-9	SRFC 2021-1A A 0.99 11/20/2037 ABS	4			1.A FE	567,097	.94	2,025	534,369	567,225		18			0.990	0.998	MON	172	5,616	03/08/2021	11/20/2037
826943-AA-0	SRFC 2023-1A A 5.2 01/20/2040 ABS	4			1.A FE	3,455,600	.99	5,136	3,439,012	3,458,513		1,850			5.200	5.269	MON	5,491	128,024	03/29/2023	01/20/2040
83207D-AA-6	SMB 2023-C A1A 5.67 11/15/2052 ABS	4			1.A FE	2,677,931	100.9700	2,677,931	2,704,614	2,680,857		2,791			5.670	5.797	MON	6,750	50,204	08/08/2023	11/15/2052
83208A-AA-1	SMB 2021-C APT1 1.39 01/15/2053 ABS	4			1.A FE	1,499,230	.88	1,043,7	1,320,239	1,499,527		62			1.390	1.403	MON	926	20,843	05/25/2021	01/15/2053
83404R-AB-4	SOFI 2018-B A2FX 3.34 08/25/2047 ABS	4			1.A FE	1,137,601	.97	4,088	1,116,660	1,143,159		4,284			3.340	3.764	MON	638	38,289	11/28/2018	08/26/2047
83404W-AB-3	SOFI 2019-B A2FX 3.09 08/17/2048 ABS	4			1.A FE	233,410	.95	3,695	233,423	233,430		(11)			3.090	3.132	MON	7,213	38,219	03/26/2019	08/17/2048
83405N-AA-4	SOFI 2021-B AFX 1.14 02/15/2047 ABS	4			1.A FE	4,806,500	.84	7,292	4,073,020	4,807,103		(18)			1.140	1.146	MON	2,436	54,801	09/23/2021	02/15/2047
83405Y-AA-0	SOFI 2021-A AFX 1.03 08/17/2043 ABS	4			1.A FE	660,468	.84	1,092,2	660,614	660,547		23			1.030	1.039	MON	302	6,804	06/18/2021	08/17/2043
83406E-AC-9	SOFI 2018-A A2B 2.95 02/25/2042 ABS	4			1.A FE	339,117	.97	2,351	339,884	339,959		461			2.950	3.132	MON	167	10,039	01/18/2018	02/25/2042
87166P-AK-7	SYNIT 2023-A1 A 5.54 07/15/2029 ABS	4			1.A FE	3,249,591	101.6640	3,304,080	3,250,000	3,252,181		2,590			5.540	5.654	MON	8,002	63,018	08/02/2023	07/15/2029
88161K-AD-7	TESLA 2021-B A4 0.63 09/22/2025 ABS	4			1.A FE	1,759,780	.97	9,998	1,724,796	1,760,000		(2)			0.630	0.636	MON	339	11,088	09/14/2021	09/22/2025
88167P-AC-2	TESLA 2023-A A3 5.89 06/22/2026 ABS	4			1.A FE	1,624,892	100.6740	1,624,892	1,625,000	1,625,252		1,360			5.890	5.990	MON	2,925	38,285	07/19/2023	06/22/2026
88167P-AD-0	TESLA 2023-A A4 5.94 07/20/2027 ABS	4			1.A FE	1,024,902	101.1350	1,036,634	1,025,000	1,025,832		930			5.940	6.053	MON	1,860	24,354	07/19/2023	07/20/2027
881943-AE-4	TEVT 2023-1 A4 5.38 02/20/2029 ABS	4			1.A FE	1,129,694	101.0340	1,141,684	1,130,000	1,130,691		997			5.380	5.495	MON	1,858	12,133	12/13/2023	02/20/2029
88258M-AA-3	TNG23 2023-1 A1 5.102 04/01/2035 ABS	4			1.A FE	3,830,000	101.9890	3,906,179	3,830,000	3,833,329		3,329			5.102	5.069	MS	65,136	85,762	03/10/2023	04/01/2035

E10.85

ANNUAL STATEMENT FOR THE YEAR 2023 OF THE ZURICH AMERICAN INSURANCE COMPANY

SCHEDULE D - PART 1

Showing All Long-Term BONDS Owned December 31 of Current Year

1	2	Codes			6	7	Fair Value		10	11	Change in Book/Adjusted Carrying Value				Interest				Dates		
		3	4	5			8	9			12	13	14	15	16	17	18	19	20	21	22
CUSIP Identification	Description	C o d e	F o r e i g n	B o n d C h a r	NAIC Designation, NAIC Designation Modifier and SVO Administrative Symbol	Actual Cost	Rate Used to Obtain Fair Value	Fair Value	Par Value	Book/ Adjusted Carrying Value	Unrealized Valuation Increase/ (Decrease)	Current Year's (Amor-tization)/ Accretion	Current Year's Other-Than-Temporary Impairment Recognized	Total Foreign Exchange Change in Book/ Adjusted Carrying Value	Rate of	Effective Rate of	When Paid	Admitted Amount Due and Accrued	Amount Received During Year	Acquired	Stated Contractual Maturity Date
88258M-AB-1	TNG23 2023-1 A2 5.169 04/01/2041 ABS			4	1.A FE	6,110,000	103.4770	6,322,445	6,110,000	6,118,217		8,217			5.169	5.196	MS	105,275	138,612	03/10/2023	04/01/2041
89231E-AA-1	TALNT 2022-1A A 3.82 04/25/2035 ABS			4	1.A FE	3,845,384	96.9536	3,729,805	3,847,000	3,847,827					3.820	3.883	MON	2,449	146,955	05/10/2022	04/25/2035
89231F-AE-0	TAOT 2023-C A4 5.01 02/15/2029 ABS			4	1.A FE	832,796	101.0240	841,530	833,000	833,429		633			5.010	5.110	MON	1,855	13,911	08/08/2023	02/15/2029
89231W-AA-1	TALNT 2023-1A A 4.93 06/25/2036 ABS			4	1.A FE	18,353,231	100.7150	18,489,260	18,358,000	18,367,404		14,173			4.930	5.033	MON	15,094	377,104	07/18/2023	06/25/2036
89231X-AA-9	TALNT 2019-1A A 2.56 11/25/2031 ABS			4	1.A FE	9,554,532	98.7418	9,187,924	9,305,000	9,406,257		(70,296)			2.560	1.805	MON	3,970	238,208	01/27/2022	11/25/2031
89237J-AA-4	TALNT 2020-1A A 1.35 05/25/2033 ABS			4	1.A FE	14,402,344	94.8955	13,759,848	14,500,000	14,352,620		53,806			1.350	1.842	MON	3,263	195,750	10/25/2022	05/25/2033
89237M-AA-7	TALNT 2021-1A A 1.07 02/27/2034 ABS			4	1.A FE	5,965,313	92.0646	5,708,005	6,200,000	6,013,763		51,688			1.070	2.082	MON	1,106	66,340	12/28/2022	02/27/2034
89238F-AD-5	TAOT 2022-B A3 2.93 09/15/2026 ABS			4	1.A FE	1,345,969	98.0449	1,319,684	1,346,000	1,346,091		(236)			2.930	2.961	MON	1,753	39,438	04/07/2022	09/15/2026
89238F-AE-3	TAOT 2022-B A4 3.11 08/16/2027 ABS			4	1.A FE	456,895	96.6183	441,546	457,000	457,034		(33)			3.110	3.151	MON	632	14,213	04/07/2022	08/16/2027
89239K-AD-3	TAOT 2022-A A4 1.54 05/17/2027 ABS			4	1.A FE	4,627,678	94.0323	4,351,815	4,628,000	4,628,122		(171)			1.540	1.550	MON	3,168	71,271	01/25/2022	05/17/2027
90291V-AC-4	USAOT 2023-A A3 5.58 05/15/2028 ABS			4	1.A FE	3,999,300	101.2620	4,050,480	4,000,000	4,003,047		3,747			5.580	5.682	MON	9,920	55,800	09/07/2023	05/15/2028
91679A-AA-4	UPST 2023-1 A 6.59 02/20/2033 ABS			4	1.G FE	749,582	99.9456	749,216	749,623	750,116		85			6.590	6.662	MON	1,509	42,539	02/03/2023	02/20/2033
91682N-AA-1	UPST 2021-4 A 0.84 09/20/2031 ABS			4	1.E FE	78,174	99.7191	77,964	78,184	78,182		1			0.840	0.881	MON	20	657	09/17/2021	09/20/2031
918286-AA-3	VSTNA 2018-A A 3.56 02/20/2036 ABS			4	1.A FE	513,392	98.5921	506,188	513,416	514,251		(351)			3.560	3.539	MON	558	18,278	08/07/2018	02/20/2036
92339G-AB-9	VERD 2023-1A A2 6.24 01/13/2031 ABS			4	1.A FE	1,634,935	100.8920	1,649,584	1,635,000	1,636,033		1,098			6.240	6.378	MON	5,385	32,874	08/10/2023	01/13/2031
92348V-AA-7	VZMT 2023-6 A 5.35 09/22/2031 ABS			4	1.A FE	1,031,484	103.0800	1,030,800	1,000,000	1,031,366		(118)			5.350	4.782	MON	1,635		12/22/2023	09/22/2031
92915U-AG-9	VOYA 2017-2A A1R FLT 06/07/2030 LL			4	1.A FE	144,223,238	99.9340	144,128,051	144,223,238	144,479,121		11,860			6.635	6.712	JAJO	2,046,896	8,608,672	03/26/2021	06/07/2030
950739-AA-0	WEPCO 2021-1 A 1.578 12/15/2035 ABS			4	1.A FE	3,207,162	85.6146	3,181,662	3,207,162	3,219,965		56,543			1.578	4.562	JD	2,606	58,643	05/02/2023	12/15/2035
96042V-AD-1	WLAKE 2022-2A A3 3.75 04/15/2026 ABS			4	1.A FE	4,089,417	99.2476	4,059,227	4,090,000	4,089,966		(1,234)			3.750	3.818	MON	6,817	153,375	06/08/2022	04/15/2026
96043P-AG-6	WLAKE 2022-3A A3 5.49 07/15/2026 ABS			4	1.A FE	5,944,573	99.8049	5,933,401	5,945,000	5,946,197		(3,745)			5.490	5.592	MON	14,506	326,361	10/05/2022	07/15/2026
98163K-AC-6	WOART 2021-D A3 0.81 10/15/2026 ABS			4	1.A FE	2,784,461	97.0224	2,701,948	2,784,924	2,784,864					0.810	0.816	MON	1,003	22,558	10/26/2021	10/15/2026
1049999999. Subtotal - Bonds - Industrial and Miscellaneous (Unaffiliated) - Other Loan-Backed and Structured Securities						1,102,962,062	XXX	1,091,272,733	1,104,893,695	1,104,343,622		456,081			XXX	XXX	XXX	8,492,767	46,374,848	XXX	XXX
1109999999. Total - Industrial and Miscellaneous (Unaffiliated) Bonds						6,186,817,548	XXX	5,851,142,605	12,371,762,946	6,145,850,558	27,721,992	(1,078,447)	3,343,451		XXX	XXX	XXX	50,904,189	227,063,058	XXX	XXX
381427-AA-1	GOLDMAN SACHS CAPITAL II VAR PERP			2,5	3.A FE	7,253,663	82.7790	8,749,740	10,570,000	7,253,663					6.406	6.406	MJSD	56,714	642,082	05/08/2007	01/01/9999
38143V-AA-7	GOLDMAN SACHS CAPITAL I 6.345 02/15/2034			1	2.C FE	10,355,300	104.8290	10,482,900	10,000,000	10,193,397		(13,746)			6.345	6.085	FA	239,700	634,500	03/25/2004	02/15/2034
1219999999. Subtotal - Bonds - Hybrid Securities - Issuer Obligations						17,608,963	XXX	19,232,640	20,570,000	17,447,060		(13,746)			XXX	XXX	XXX	296,414	1,276,582	XXX	XXX
1309999999. Total - Hybrid Securities						17,608,963	XXX	19,232,640	20,570,000	17,447,060		(13,746)			XXX	XXX	XXX	296,414	1,276,582	XXX	XXX
1509999999. Total - Parent, Subsidiaries and Affiliates Bonds							XXX								XXX	XXX	XXX			XXX	XXX
00488P-AL-9	ACRISURE LLC FLT 02/15/2027 SL			2	4.B FE	13,123,633	97.5000	12,848,329	13,177,773	12,848,329		508,415			9.150	5.025	FIAN	107,177	1,048,876	02/26/2021	02/15/2027
00769E-AZ-3	ADVANTAGE SALES & MARKETI FLT 10/28/2027 SL			2	4.B FE	6,495,309	99.2500	6,446,594	6,495,309	6,446,594		1,053,679			10.176	10.809	JAJO	5,508	618,987	10/29/2021	10/28/2027
023588-AA-0	AMERCARE ROYAL LLC TL FLT 11/25/25 Private Loan			2	4.A FE	3,785,482	100.4680	3,878,282	3,860,217	3,827,571		131,152			11.703	12.747	MON	2,502	496,691	10/03/2023	11/25/2025
02376C-BJ-3	AMERICAN AIRLINES INC FLT 04/20/2028 SL			2	3.A FE	10,934,823	102.5000	11,083,838	10,813,500	11,083,838		143,142			10.427	5.468	JAJO	232,713	1,080,749	12/08/2021	04/20/2028
029227-A*-6	AMERICAN RENAL ASSOCIATES HOLDINGS FLT 01/25/2027 Term Loan			2	5.A PL	6,220,353	94.5103	6,020,190	6,369,875	6,020,190		66,215			11.817	7.967	MJSD	6,273	899,078	01/25/2021	01/25/2027
03234T-AW-8	AMMINS GROUP INC FLT 02/19/2028 SL			2	4.A FE	13,500,716	100.1250	13,500,663	13,548,739	13,548,739		192,618			7.720	3.442	JAJO	8,739	1,008,661	12/02/2022	02/19/2028
03835E-AF-1	APPROVIN CORP FLT 10/21/2028 SL			2	3.C FE	5,399,679	100.0600	5,416,460	5,413,212	5,414,503		278,716			8.556	4.058	MON	3,860	446,482	11/22/2021	10/21/2028
03937*-AB-8	Arcfield Acq. FLT 08/03/29 Term Loan			2	4.B PL	854,282	95.5277	832,731	871,716	832,731		(22,485)			11.643	8.842	FIAN	15,506	26,448	08/03/2023	08/03/2029
04649V-AX-8	ASURION LLC FLT 12/18/2026 SL			2	4.A FE	2,227,775	100.0000	2,255,335	2,255,741	2,245,741		234,049			8.713	3.710	MON	1,638	198,498	01/08/2021	12/18/2026
056138-AA-4	BHG HOLDINGS LLC FLT 12/19/2024 TERM LOAN			2	4.B PL	179,182	99.4724	183,277	184,249	182,727		816			10.895	7.317	JAJO	3,457	17,776	05/11/2021	12/19/2024
056138-AB-2	BHG HOLDINGS LLC FLT 12/19/2024 TERM LOAN			2	4.B PL	1,998,777	99.4724	2,028,808	2,039,569	2,024,460		12,379			10.895	7.177	JAJO	38,269	196,775	12/30/2021	12/19/2024
08078U-AE-3	BELRON FINANCE US LLC FLT 10/30/2026 SL			2	2.C FE	5,985,000	100.0000	6,000,000	6,000,000	6,000,000		281			7.902	4.590	JAJO	82,967	443,779	11/19/2019	10/30/2026
08579J-BG-6	BERRY GLOBAL INC FLT 07/01/2026 SL			2	2.C FE	10,567,349	100.3750	10,687,280	10,647,353	10,564,640		27,245			7.222	2.167	MON	44,855	706,330	12/30/2022	07/01/2026
11823L-AK-1	HERCULES MERGER SUB LLC FLT 11/01/2026 SL			2	3.A FE	9,393,107	100.2210	9,413,866	9,393,107	9,413,866		18,449,222			7.706	7.884	MON	6,032	710,555	02/01/2021	11/01/2026
12511B-AC-6	CCC INTELLIGENT SOLUTION FLT 09/21/2028 SL			2	4.A FE	13,538,167	100.0000	13,576,653	13,576,653	13,571,490		125,757			7.720	3.217	MON	8,735	1,008,161	12/05/2022	09/21/2028

E10.86

ANNUAL STATEMENT FOR THE YEAR 2023 OF THE ZURICH AMERICAN INSURANCE COMPANY

SCHEDULE D - PART 1

Showing All Long-Term BONDS Owned December 31 of Current Year

1	2	Codes			6	7	Fair Value		10	11	Change in Book/Adjusted Carrying Value				Interest					Dates	
		3	4	5			8	9			12	13	14	15	16	17	18	19	20	21	22
CUSIP Identification	Description	C o d e	F o r e i g n	B o n d C h a r	NAIC Designation, NAIC Designation Modifier and SVO Administrative Symbol	Actual Cost	Rate Used to Obtain Fair Value	Fair Value	Par Value	Book/ Adjusted Carrying Value	Unrealized Valuation Increase/ (Decrease)	Current Year's (Amor-tization)/ Accretion	Current Year's Other-Than-Temporary Impairment Recognized	Total Foreign Exchange Change in Book/ Adjusted Carrying Value	Rate of	Effective Rate of	When Paid	Admitted Amount Due and Accrued	Amount Received During Year	Acquired	Stated Contractual Maturity Date
12768E-AG-1	CAESARS ENTERTAIN INC FLT 02/06/2030 SL			2	4.A FE	9,825,750	100.2500	9,949,813	9,925,000	9,836,453		11,394			8.706	8.425	MON	7,201	749,961	02/10/2023	02/06/2030
16115E-AS-6	CHART INDUSTRIES INC FLT 03/15/2030 SL			2	4.A FE	6,843,950	100.1250	6,869,685	6,861,109	6,842,515		140			8.670	8.989	MON	46,265	104,066	10/02/2023	03/15/2030
17178H-AM-4	CIENA CORP FLT 10/24/2030 SL			2	3.A FE	2,392,763	100.3750	2,401,735	2,392,763	2,392,604		(158)			7.358	7.521	MON	5,869	27,775	10/24/2023	10/24/2030
25460H-AB-8	DIRECTV FINANCING LLC FLT 07/22/2027 SL			2	3.B FE	11,709,943	100.0000	11,760,911	11,760,911	11,730,094	272,168	8,162			10.650	6.074	MON	10,438	1,102,975	03/21/2022	08/02/2027
26872N-AC-3	EMERALD DEBT MERGER FLT 05/31/2030 SL			2	3.C FE	8,888,858	100.2500	8,992,061	8,969,637	8,895,110		6,438			8.356	8.861	MON	4,164	410,663	06/20/2023	05/31/2030
29279U-AB-2	ENDURE DIGITAL INC FLT 02/10/2028 SL			2	4.B FE	5,793,084	97.7500	5,691,196	5,822,195	5,691,196	465,577	112			9.422	4.421	JAJJ	124,946	425,446	03/11/2021	02/10/2028
34416D-AW-8	FOCUS FINANCIAL PARTNERS FLT 06/30/2028 SL			2	4.A FE	8,212,953	100.1250	8,369,688	8,359,239	8,238,596	44,711	24,025			8.606	8.020	MON	3,997	696,251	12/02/2022	06/30/2028
35100D-AT-3	FOUR SEASONS HOTELS LTD FLT 11/30/2029 SL			2	3.C FE	7,555,600	100.3750	7,583,933	7,555,600	7,555,051		(192)			7.948	8.225	MON	53,504	164,503	08/31/2023	11/30/2029
38017B-AQ-9	GO DADDY OPERATING CO LLC FLT 08/10/2027 SL			2	3.B FE	2,961,091	100.1250	2,965,455	2,961,753	2,961,812		723			7.470	6.784	MON	1,844	194,250	02/02/2023	08/10/2027
38362*-AA-0	GOVCIO BUYER COMPANY TL FLT 08/18/2027 TERM LOAN				4.A PL	1,923,124	100.0000	1,962,371	1,962,371	1,935,002	32,101	6,160			10.640	0.534	MON	1,740	203,631	08/18/2021	08/18/2027
40416V-AE-5	CORE & MAIN LP FLT 07/27/2028 SL			2	4.A FE	7,740,018	99.8750	7,752,515	7,762,218	7,751,119	83,825	2,350			7.955	3.261	MON	8,577	593,647	01/24/2023	07/27/2028
42328D-AF-5	HELIOS SOFTWARE HOLDINGS FLT 03/11/2028 SL			2	4.B FE	4,556,041	99.6250	4,556,041	4,573,191	4,554,603	64,427	5,210			9.248	4.189	JAJJ	3,524	419,390	05/17/2022	03/11/2028
43162T-AR-1	HILLMAN GROUP INC FLT 01/24/2028 SL			2	3.B FE	9,760,154	100.1250	9,795,674	9,783,445	9,790,604	298,060	2,066			8.220	3.351	MON	809,919	(22,454)	09/20/2021	07/14/2028
43162T-AT-7	HILLMAN GROUP INC FLT 01/24/2028 SL			2	3.B FE	259,563	99.8750	259,207	259,531	259,114	7,441	(69)			8.183	3.307	MON	37,866	1,466	09/20/2021	07/14/2028
44332E-AW-6	HUB INTERNATIONAL LTD FLT 06/08/2030 SL			2	4.B FE	10,553,842	100.5000	10,713,748	10,660,446	10,713,748	(15,581)	175,315			9.662	10.184	JAJJ	8,583	247,377	07/28/2023	06/08/2030
44988L-AH-0	JRB HOLDING CORP FLT 12/15/2027 SL			2	4.B FE	13,416,535	100.1250	13,559,191	13,542,263	13,436,767		21,378			8.456	8.440	MON	9,543	915,145	04/12/2023	12/15/2027
45173J-AQ-7	II-VI INC FLT 07/02/2029 SL			2	3.B FE	5,155,390	100.1250	5,326,561	5,319,911	5,161,650		22,775			8.220	7.450	MON	3,644	422,692	11/23/2022	07/02/2029
45232U-AE-8	LUMMUS TECHNOLOGY HOLDING FLT 06/30/2027 SL			2	4.A FE	13,486,691	100.1250	13,560,988	13,544,058	13,539,359	566,840	4,096			8.970	3.768	MON	10,125	1,181,873	08/23/2021	06/30/2027
48254E-AB-7	KKR APPLE BIDCO LLC FLT 09/22/2028 SL			2	4.B FE	4,887,750	99.8750	4,893,875	4,900,000	4,893,875	69,479	(2,160)			8.220	3.599	MON	3,357	388,695	10/01/2021	09/22/2028
50204E-AB-4	LHS BORROWER LLC FLT 02/25/2029 SL				4.C FE									9.657		MON		7,060	03/09/2022	02/25/2029	
50204E-AB-4	LHS BORROWER LLC FLT 02/16/2029 SL				4.C FE	2,298,556	90.8750	2,109,912	2,321,773	2,109,912	226,695	2,717			10.206	0.142	MON	1,975	250,054	03/09/2022	02/25/2029
55292H-AL-7	MLN US HOLDCO LLC FLT 10/18/2027 SL				6. FE	518,602	10.0000	345,735	3,457,346	345,735	(172,867)	47,628	2,986,372		14.745	270.858	JAJJ	600,520		03/09/2023	10/18/2027
55392*-AA-8	MBS Services Holdings, LLC FLT 07/31/2024 Term Loan				4.B PL	1,566,082	98.8619	1,587,775	1,606,054	1,587,775	(12,650)	11,818			11.525	13.998	MJSD	1,011	227,356	06/30/2023	07/31/2024
56658@-AH-8	Margaritaville Enterprises, LLC 06/17/27 TERM LOAN				4.B PL	1,302,409	101.0000	1,335,465	1,322,243	1,305,804	29,057	5,252			10.150	7.182	MJSD	4,738	133,731	06/17/2022	06/17/2027
56658@-AJ-4	Margaritaville Enterprises, LLC 06/17/27 DDTL				4.B PL	377,937	101.0000	381,716	377,937	377,937					10.150	10.278	MJSD	320	22,058	06/08/2023	06/17/2027
58503U-AC-7	MOZART BORROWER LP FLT 10/23/2028 SL			2	4.A FE	13,357,206	100.2500	13,452,255	13,418,708	13,447,795	698,985	739			8.470	3.913	MON	9,472	1,179,930	02/16/2022	10/23/2028
58921P-AB-2	MILEAGE PLUS HOLDINGS LLC FLT 06/20/2027 TERM LOAN				2.C FE	5,817,352	103.1250	6,075,711	5,891,599	6,084,475		63,628			10.770	6.643	MJSD	21,152	623,863	09/02/2020	06/21/2027
60470H-AB-3	MIRION TECHNOLOGIES INC FLT 10/20/2028 SL			2	4.B FE	4,538,286	100.3750	4,578,196	4,561,092	4,563,215	89,098	3,959			8.360	3.392	MJSD	3,177	377,938	11/03/2021	10/20/2028
66877A-AD-0	NORTONLIFELOCK INC FLT 01/29/2029 SL			2	2.C FE	13,418,871	100.0000	13,486,302	13,486,302	13,438,678		16,882			7.456	0.078	MON	8,379	978,116	09/20/2022	09/12/2029
68764J-AD-3	ORXX MIDSTREAM HOLDINGS FLT 10/05/2028 SL			2	3.B FE	8,690,286	100.1480	8,746,882	8,733,956	8,733,712	211,991	(92,351)			8.694	8.142	MON	54,842	775,157	07/20/2022	10/05/2028
71360H-AB-3	PERATON CORP FLT 02/01/2028 SL			2	4.A FE	11,691,567	100.1250	11,765,006	11,750,318	11,738,250	261,385	6,065			9.206	4.744	MON	9,014	1,050,686	06/25/2021	02/01/2028
71677H-AL-9	PETSMART INC FLT 01/29/2028 SL			2	4.A FE	13,409,508	98.7500	13,423,041	13,592,953	13,334,813	(59,982)	36,824			9.206	7.484	MON	10,428	1,155,848	10/10/2023	02/11/2028
71911K-AC-8	PHOENIX NEWCO INC FLT 11/15/2028 SL			2	4.B FE	12,153,089	100.2500	12,272,009	12,241,406	12,196,666	396,070	13,954			8.720	0.736	MON	8,896	1,102,337	01/12/2023	11/15/2028
74339U-AS-9	PROJECT RUBY ULTIMATE PAR FLT 03/08/2028 SL			2	4.B FE	11,888,870	99.8750	11,933,641	11,948,577	11,933,641	655,775	1,369			8.720	3.624	MON	8,683	1,009,022	03/24/2021	03/08/2028
74743*-AA-5	QUAIL BUYER INC TL FLT 10/01/2027 TERM LOAN				3.C PL	4,652,001	100.0000	4,746,939	4,746,939	4,746,500		13,018			10.669	7.079	MJSD	42,205	546,363	10/01/2021	10/01/2027
78431@-AB-8	AVENTIV TECHNOLOGIES LLC FLT 11/01/2024 SL			2	6. FE	4,104,638	77.4280	3,193,193	4,124,081	3,193,193	113,015	(1,009)			10.231	5.914	MJSD	3,450	372,673	06/12/2018	11/01/2024
78431@-AD-5	SON Holdco, Inc. (12/15/25) TL (HARMONY FOODS)				4.C FE	2,207,930	100.4204	2,245,277	2,235,879	2,212,743		6,171			12.092	8.622	MJSD	73,817	86,214	06/06/2023	12/15/2025
78466D-BD-5	SS&C TECHNOLOGIES INC FLT 04/16/2025 SL			2	3.B FE	1,544,689	100.1250	1,544,578	1,542,649	1,543,945		(921)			7.213	6.626	MON	927	97,842	02/23/2023	04/16/2025
78466D-BE-3	SS&C TECHNOLOGIES INC FLT 04/16/2025 SL			2	3.B FE	1,458,533	100.1250	1,458,427	1,456,606	1,457,961		(621)			7.213	6.715	MON	876	92,237	02/23/2023	04/16/2025
78466D-BF-0	SS&C TECHNOLOGIES INC FLT 04/16/2025 SL			2	3.B FE	9,525,687	100.1250	9,675,301	9,663,222	9,580,626	9,128	59,706			7.213	6.792	MON	5,808	671,322	01/23/2023	04/16/2025
78466D-BG-8	SS&C TECHNOLOGIES INC FLT 03/22/2029 SL			2	3.B FE	285,087	100.1250	282,763	292,397	285,725		996			7.706	5.335	MON	188	22,141	05/20/2022	03/22/2029
78466D-BH-6	SS&C TECHNOLOGIES INC FLT 03/22/2029 SL			2	3.B FE	480,019	100.1250	492,942	492,327	482,502		1,582			7.706	3.914	MON	316	37,275	05/20/2022	03/22/2029

E10.87

ANNUAL STATEMENT FOR THE YEAR 2023 OF THE ZURICH AMERICAN INSURANCE COMPANY

SCHEDULE D - PART 1

Showing All Long-Term BONDS Owned December 31 of Current Year

1	2	Codes			6	7	Fair Value		10	11	Change in Book/Adjusted Carrying Value				Interest					Dates	
		3	4	5			8	9			12	13	14	15	16	17	18	19	20	21	22
CUSIP Identification	Description	C o d e	F o r e i g n	B o n d C h a r	NAIC Designation, NAIC Designation Modifier and SVO Administrative Symbol	Actual Cost	Rate Used to Obtain Fair Value	Fair Value	Par Value	Book/ Adjusted Carrying Value	Unrealized Valuation Increase/ (Decrease)	Current Year's (Amortization)/ Accretion	Current Year's Other-Than-Temporary Impairment Recognized	Total Foreign Exchange Change in Book/ Adjusted Carrying Value	Rate of	Effective Rate of	When Paid	Admitted Amount Due and Accrued	Amount Received During Year	Acquired	Stated Contractual Maturity Date
81527C-AP-2	SEDGWICK CMS INC FLT 02/24/2028 SL	2			4.B FE	13,511,458	100.3750	13,561,731	13,511,065	13,509,648		(1,798)			9.106	9.490	MON	10,253	1,162,457	03/02/2023	02/24/2028
85350E-AB-2	STANDARD INDUSTRIES INC FLT 09/22/2028 SL	2			2.C FE	4,533,540	100.0000	4,541,581	4,541,581	4,534,318		866			7.721	7.527	MON	9,741	266,100	05/15/2023	09/22/2028
89334G-AX-2	TRANS UNION LLC FLT 11/16/2026 SL	2			3.B FE	11,674,994	100.1250	11,820,594	11,805,836	11,703,553		29,913			7.206	6.972	MON	7,089	748,274	03/22/2023	11/16/2026
90351H-AD-0	U.S. FOODSERVICE FLT 09/13/2026 SL	2			3.C FE	3,743,409	100.1250	3,763,238	3,758,540	3,746,577		4,648			7.463	6.986	MON	2,337	277,398	01/19/2023	09/13/2026
90351J-AH-7	UBER TECHNOLOGIES INC FLT 03/04/2030 SL	2			3.B FE	9,382,427	100.2500	9,429,457	9,405,942	9,397,906		17,291			8.159	8.065	MJSD	36,242	633,113	03/17/2023	03/04/2030
90351N-AM-7	USI INC/NY FLT 11/22/2029 [SHELL] SL	2			4.A FE	13,456,425	100.2500	13,490,066	13,456,425	13,455,978		(447)			7.000	7.193	MJSD	5,220	28,187	12/14/2023	11/22/2029
90932R-AJ-3	UNITED AIRLINES INC FLT 04/21/2028 SL	2			3.B FE	7,577,382	100.2500	7,634,498	7,615,459	7,616,349	91,345	4,493			9.220	4.699	MON	9,752	796,835	04/30/2021	04/21/2028
99B120-52-3	Bond Pharmacy Inc FLT 03/31/2026 Term Loan				4.A FE	2,554,891	98.5355	2,556,095	2,594,084	2,555,729		1,011			11.956	13.482	MON	2,585	20,662	12/05/2023	03/31/2026
C0787F-AB-8	BAUSCH + LOMB CORP FLT 05/10/2027 SL	A			4.C FE	13,606,237	98.7500	13,606,237	13,778,468	13,606,237	468,583	32,115			8.710	4.538	MON	63,337	1,189,985	05/20/2022	05/10/2027
C6901L-AJ-6	1011778 BC ULIC FLT 09/23/2030 SL	A			3.B FE	11,996,977	100.1250	12,072,334	12,057,263	12,027,859		30,882			7.598	0.071	MON	7,635	251,288	09/12/2023	09/23/2030
D9000B-AD-4	TK ELEVATOR MIDCO GMBH FLT 07/31/2027 SL	2			4.A FE	12,969,722	100.1250	13,004,074	12,987,839	12,974,614		473,181			8.602	4.167	JJ	477,935	1,020,488	04/26/2022	07/31/2027
G1739K-AB-1	BUZZ FINCO LLC FLT 01/29/2027 SL	C			4.B FE	9,600,938	100.2500	9,649,063	9,625,000	9,636,246	337,834	(1,866)			8.206	0.035	MON	6,582	763,694	02/06/2020	01/29/2027
G5307*-AA-0	Kobalt Music Group 02/25/27 TERM LOAN	D			5.A FE	2,108,590	98.0895	2,110,516	2,151,623	2,110,516	9,430	6,908			13.528	7.960	FMAN	29,916	243,156	03/16/2022	02/25/2027
G5307*-AA-0	Kobalt Music Group 02/25/27 DDTL	D			5.A FE	2,151,623	98.0895	2,110,516	2,151,623	2,110,516	16,339				12.547	7.766	JAJO	94,607	301,731	10/20/2022	02/25/2027
P2121Y-AS-7	CARNIVAL CORP FLT 10/18/2028 SL	2			3.A FE	225,354	100.0000	226,486	226,486	226,418	13,732	73			8.720	4.173	MON	165	19,090	10/26/2021	10/18/2028
P2121Y-AU-2	CARNIVAL CORP FLT 08/09/2027 SL	2			3.A FE	13,262,365	100.0000	13,329,010	13,329,010	13,307,227		45,081			8.321	8.863	MON	64,700	365,273	08/17/2023	08/09/2027
1829999999	Subtotal - Bonds - Unaffiliated Bank Loans - Acquired					497,770,976	XXX	499,280,516	503,858,440	497,368,601	26,965,332	623,496	2,986,372		XXX	XXX	XXX	3,421,627	36,042,151	XXX	XXX
1909999999	Subtotal - Bonds - Unaffiliated Bank Loans					497,770,976	XXX	499,280,516	503,858,440	497,368,601	26,965,332	623,496	2,986,372		XXX	XXX	XXX	3,421,627	36,042,151	XXX	XXX
2419999999	Total - Issuer Obligations					11,210,095,020	XXX	10,239,492,475	17,039,995,854	10,987,919,534	27,769,215	(38,279,149)	810,341		XXX	XXX	XXX	101,619,926	341,609,507	XXX	XXX
2429999999	Total - Residential Mortgage-Backed Securities					744,802,730	XXX	682,282,237	749,115,201	742,540,606	(7,655)	(849,190)	363,597		XXX	XXX	XXX	2,058,221	23,953,370	XXX	XXX
2439999999	Total - Commercial Mortgage-Backed Securities					1,159,076,398	XXX	1,078,739,238	1,158,815,129	1,148,917,363		(324,143)	2,169,513		XXX	XXX	XXX	3,364,448	39,090,693	XXX	XXX
2449999999	Total - Other Loan-Backed and Structured Securities					1,102,962,062	XXX	1,091,272,733	1,104,893,695	1,104,343,622		456,081			XXX	XXX	XXX	8,492,767	46,374,848	XXX	XXX
2459999999	Total - SVO Identified Funds						XXX								XXX	XXX	XXX			XXX	XXX
2469999999	Total - Affiliated Bank Loans						XXX								XXX	XXX	XXX			XXX	XXX
2479999999	Total - Unaffiliated Bank Loans					497,770,976	XXX	499,280,516	503,858,440	497,368,601	26,965,332	623,496	2,986,372		XXX	XXX	XXX	3,421,627	36,042,151	XXX	XXX
2489999999	Total - Unaffiliated Certificates of Deposit						XXX								XXX	XXX	XXX			XXX	XXX
2509999999	Total Bonds					14,714,707,186	XXX	13,591,067,199	20,556,678,319	14,481,089,726	54,726,892	(38,372,905)	6,329,823		XXX	XXX	XXX	118,956,989	487,070,569	XXX	XXX

1. Line Book/Adjusted Carrying Value by NAIC Designation Category Footnote:

Line Number	1A	1B	1C	1D	1E	1F	1G
1A	7,674,128,778	537,240,644	572,103,223	690,084,336	709,394,422	643,514,939	839,118,219
1B	621,832,061	670,318,771	602,489,719				
1C	117,799,893	154,252,776	142,718,198				
1D	231,457,596	184,958,204	63,006,280				
1E	18,100,514	1,535,110	1,553,297				
1F	5,482,746						

E10.88

ANNUAL STATEMENT FOR THE YEAR 2023 OF THE ZURICH AMERICAN INSURANCE COMPANY

SCHEDULE D - PART 2 - SECTION 1

Showing All PREFERRED STOCKS Owned December 31 of Current Year

1 CUSIP Identi- fication	2 Description	3 Codes		5 Number of Shares	6 Par Value Per Share	7 Rate Per Share	8 Book/ Adjusted Carrying Value	9 Fair Value		11 Actual Cost	12 Dividends			15 Change in Book/Adjusted Carrying Value				20 NAIC Design- ation, NAIC Design- ation Modifier and SVO Admini- strative Symbol	21 Date Acquired		
		3 Code	4 For- eign					9 Rate Per Share Used to Obtain Fair Value	10 Fair Value		12 Declared but Unpaid	13 Amount Received During Year	14 Nonadmitted Declared But Unpaid	15 Unrealized Valuation Increase/ (Decrease)	16 Current Year's (Amor- tization)/ Accretion	17 Current Year's Other-Than- Temporary Impairment Recognized	18 Total Change in Book/Adjusted Carrying Value (15 + 16 - 17)			19 Total Foreign Exchange Change in Book/ Adjusted Carrying Value	
990022-12-0 ...	OUTLINE INSURANCE INC SERIES A PREFERRED			8,862,629.000		0.677	6,000,000	0.677	6,000,000	6,000,000									6 * ...	02/21/2020 ..	
4019999999. Subtotal - Preferred Stock - Industrial and Miscellaneous (Unaffiliated) Perpetual Preferred							6,000,000	XXX	6,000,000	6,000,000									XXX	XXX	
4109999999. Total - Preferred Stock - Industrial and Miscellaneous (Unaffiliated)							6,000,000	XXX	6,000,000	6,000,000										XXX	XXX
4409999999. Total - Preferred Stock - Parent, Subsidiaries and Affiliates								XXX												XXX	XXX
4509999999 - Total Preferred Stocks							6,000,000	XXX	6,000,000	6,000,000										XXX	XXX

1. Line Book/Adjusted Carrying Value by NAIC Designation Category Footnote:
Number

1A	1A ..\$	1B ..\$	1C ..\$	1D ..\$	1E ..\$	1F ..\$	1G ..\$
1B	2A ..\$	2B ..\$	2C ..\$				
1C	3A ..\$	3B ..\$	3C ..\$				
1D	4A ..\$	4B ..\$	4C ..\$				
1E	5A ..\$	5B ..\$	5C ..\$				
1F	6 ..\$	6,000,000					

E11

ANNUAL STATEMENT FOR THE YEAR 2023 OF THE ZURICH AMERICAN INSURANCE COMPANY

SCHEDULE D - PART 2 - SECTION 2

Showing All COMMON STOCKS Owned December 31 of Current Year

1	2	Codes		5	6	Fair Value		9	Dividends			Change in Book/Adjusted Carrying Value				17	18
		3	4			7	8		10	11	12	13	14	15	16		
CUSIP Identification	Description	Code	Foreign	Number of Shares	Book/Adjusted Carrying Value	Rate Per Share Used to Obtain Fair Value	Fair Value	Actual Cost	Declared but Unpaid	Amount Received During Year	Nonadmitted Declared But Unpaid	Unrealized Valuation Increase/ (Decrease)	Current Year's Other-Than-Temporary Impairment Recognized	Total Change in Book/Adjusted Carrying Value (13 - 14)	Total Foreign Exchange Change in Book/Adjusted Carrying Value	Date Acquired	NAIC Designation, NAIC Designation Modifier and SVO Administrative Symbol
001055-10-2	AFLAC INC EQUITY			18,538,000	1,529,373	82.500	1,529,372	1,182,615		22,654		346,759		346,759		07/11/2023	
00130H-10-5	AES CORP/THE EQUITY			1,934,000	37,230	19.250	37,230	54,430		1,283		(18,373)		(18,373)		12/01/2022	
00206R-10-2	AT&T INC EQUITY			244,876,000	4,113,917	16.800	4,113,917	4,019,645		271,812		627,649	1,017,002	(389,353)		10/28/2022	
002824-10-0	ABBOTT LABORATORIES EQUITY			7,478,000	823,253	110.090	823,253	740,453		4,742		81,639		81,639		10/23/2023	
00287Y-10-9	ABBVIE INC EQUITY			54,476,000	8,443,235	154.990	8,443,235	8,595,749		306,023		(315,605)		(315,605)		10/27/2023	
00724F-10-1	ADOBE INC EQUITY			1,710,000	1,020,357	596.700	1,020,357	743,690		268,433		316,253		316,253		10/27/2023	
007903-10-7	ADVANCED MICRO DEVICES INC EQUITY			3,471,000	511,695	147.420	511,695	286,141				286,878		286,878		06/23/2022	
00790R-10-4	ADVANCED DRAINAGE SYSTEMS INC EQUITY			255,000	35,876	140.690	35,876	26,568		36		9,308		9,308		10/26/2023	
00846U-10-1	AGILENT TECHNOLOGIES INC EQUITY			891,000	123,858	139.010	123,858	122,292	210	575		1,956		1,956		10/26/2023	
00857U-10-7	AGILON HEALTH INC EQUITY			961,000	12,051	12.540	12,051	17,661				(5,610)		(5,610)		10/26/2023	
009066-10-1	AIRBNB INC EQUITY			1,499,000	204,119	136.170	204,119	198,082				6,036		6,036		10/26/2023	
009158-10-6	AIR PRODUCTS AND CHEMICALS INC EQUITY			6,334,000	1,734,249	273.800	1,734,249	1,931,551	11,085	37,583		(180,963)		(180,963)		06/08/2023	
013091-10-3	ALBERTSONS COS INC EQUITY			6,230	22,990	271.000	22,990	5,919		33		311		311		10/27/2023	
016255-10-1	ALIGN TECHNOLOGY INC EQUITY			283,000	77,553	274.040	77,553	63,439				20,437		20,437		10/26/2023	
01749D-10-5	ALLEGRO MICROSYSTEMS INC EQUITY			276,000	8,355	30.270	8,355	7,645				710		710		10/26/2023	
02049C-10-7	ALVYLAM PHARMACEUTICALS INC EQUITY			368,000	70,435	191.400	70,435	57,286				13,150		13,150		10/26/2023	
02079K-10-7	ALPHABET INC EQUITY			18,843,000	2,655,544	140.930	2,655,544	2,208,920				707,468		707,468		10/27/2023	
02079K-30-5	ALPHABET INC EQUITY			22,154,000	3,094,914	139.700	3,094,914	2,567,161				820,373		820,373		10/27/2023	
02156B-10-3	ALTERYX INC EQUITY			244,000	11,505	47.150	11,505	7,654				3,851		3,851		10/26/2023	
02209S-10-3	ALTRIA GROUP INC EQUITY			68,818,000	2,775,430	40.330	2,775,430	3,450,937	67,442	261,508		(370,241)		(370,241)		02/14/2022	
023135-10-6	AMAZON.COM INC EQUITY			35,246,000	5,355,277	151.940	5,355,277	4,128,216				1,753,094		1,753,094		12/28/2023	
023586-50-6	U-HAUL HOLDING CO EQUITY			156,000	10,989	70.440	10,989	7,656		8		3,333		3,333		10/26/2023	
02376R-10-2	AMERICAN AIRLINES GROUP INC EQUITY			1,398,000	19,195	13.730	19,195	19,384				1,398		1,398		12/01/2022	
025816-10-9	AMERICAN EXPRESS CO EQUITY			14,217,000	2,663,413	187.340	2,663,413	2,481,999		3,396		177,062		177,062		12/28/2023	
03027X-10-0	AMERICAN TOWER CORP EQUITY			3,891,925	216,050	3,891,925	3,891,925	3,869,702	30,624	85,392		286,758		286,758		10/26/2023	
03073E-10-5	CENCORA INC EQUITY			594,000	121,972	205.340	121,972	104,013		796		17,701		17,701		10/26/2023	
03076C-10-6	AMERIPRISE FINANCIAL INC EQUITY			6,415,000	2,436,802	379.860	2,436,802	2,088,446		16,399		347,458		347,458		12/28/2023	
031162-10-0	AMGEN INC EQUITY			12,386,000	3,567,416	288.020	3,567,416	3,428,749		83,110		295,980		295,980		12/13/2023	
032095-10-1	AMPHENOL CORP EQUITY			1,081,000	107,192	99.160	107,192	83,321	238	908		24,885		24,885		08/24/2022	
03662Q-10-5	ANSYS INC EQUITY			265,000	96,158	362.860	96,158	67,004				30,115		30,115		10/26/2023	
036752-10-3	ELEVANCE HEALTH INC EQUITY			116,000	54,701	471.560	54,701	57,072		687		(4,837)		(4,837)		08/24/2022	
03676B-10-2	ANTERO MIDSTREAM CORP EQUITY			609,000	7,625	12.520	7,625	7,431				193		193		10/27/2023	
03743Q-10-8	APA CORP EQUITY			1,014,000	36,362	35.860	36,362	32,344		686		(8,914)		(8,914)		10/26/2023	
03753U-10-6	APELLIS PHARMACEUTICALS INC EQUITY			370,000	22,148	59.860	22,148	17,929				4,219		4,219		10/26/2023	
03769M-10-6	APOLLO GLOBAL MANAGEMENT INC EQUITY			1,925,000	179,352	93.170	179,352	155,978		828		23,374		23,374		10/26/2023	
037833-10-0	APPLE INC EQUITY			55,142,000	10,614,284	192.490	10,614,284	9,226,947		35,496		2,570,744		2,570,744		10/27/2023	
038222-10-5	APPLIED MATERIALS INC EQUITY			427,190	261,273	162.060	261,273	142,953		2,475		142,953		142,953		10/26/2023	
03831W-10-8	APPROVIN CORP EQUITY			212,000	8,450	39.860	8,450	7,713				737		737		10/26/2023	
03990B-10-1	ARES MANAGEMENT CORP EQUITY			594,000	70,627	118.900	70,627	60,349		457		10,278		10,278		10/26/2023	
040413-10-6	ARISTA NETWORKS INC EQUITY			928,000	218,488	235.440	218,488	138,007				86,770		86,770		10/26/2023	
04247X-10-2	ARMSTRONG WORLD INDUSTRIES INC EQUITY			90,000	8,850	98.330	8,850	6,584		25		2,266		2,266		10/27/2023	
049468-10-1	ATLASSIAN CORP LTD EQUITY		C	589,000	103,676	176.020	103,676	106,571				(2,895)		(2,895)		12/15/2023	
049560-10-5	ATMOS ENERGY CORP EQUITY			1,091,000	126,447	115.900	126,447	117,607		878		8,840		8,840		10/23/2023	
052769-10-6	AUTODESK INC EQUITY			795,000	193,567	243.480	193,567	149,999				41,983		41,983		10/26/2023	
053015-10-3	AUTOMATIC DATA PROCESSING INC EQUITY			25,448,000	5,928,366	232.960	5,928,366	5,780,610	30,876	39,433		163,445		163,445		12/28/2023	
053332-10-2	AUTOZONE INC EQUITY			56,000	144,636	2,582.790	144,636	139,824				6,818		6,818		10/26/2023	

E12

ANNUAL STATEMENT FOR THE YEAR 2023 OF THE ZURICH AMERICAN INSURANCE COMPANY

SCHEDULE D - PART 2 - SECTION 2

Showing All COMMON STOCKS Owned December 31 of Current Year

1	2	Codes		5	6	Fair Value		9	Dividends			Change in Book/Adjusted Carrying Value				17	18
		3	4			7	8		10	11	12	13	14	15	16		
CUSIP Identification	Description	Code	Foreign	Number of Shares	Book/Adjusted Carrying Value	Rate Per Share Used to Obtain Fair Value	Fair Value	Actual Cost	Declared but Unpaid	Amount Received During Year	Nonadmitted Declared But Unpaid	Unrealized Valuation Increase/ (Decrease)	Current Year's Other-Than-Temporary Impairment Recognized	Total Change in Book/Adjusted Carrying Value (13 - 14)	Total Foreign Exchange Change in Book/Adjusted Carrying Value	Date Acquired	NAIC Designation, NAIC Designation Modifier and SVO Administrative Symbol
053611-10-9 ...	AVERY DENNISON CORP EQUITY			99,000	20,014	202.160	20,014	17,634		315		2,097		2,097		12/01/2022	
053774-10-5 ...	AVIS BUDGET GROUP INC EQUITY			40,000	7,088	177.210	7,088	6,497		400		592		592		10/27/2023	
05464C-10-1 ...	AXON ENTERPRISE INC EQUITY			257,000	66,393	258.340	66,393	54,892				11,501		11,501		10/26/2023	
05550J-10-1 ...	BJ'S WHOLESALE CLUB HOLDINGS INC EQUITY			171,000	11,399	66.660	11,399	12,052				(653)		(653)		10/26/2023	
05605H-10-0 ...	BIIX TECHNOLOGIES INC EQUITY			100,000	7,672	76.720	7,672	7,403			23	269		269		10/27/2023	
060505-10-4 ...	BANK OF AMERICA CORP EQUITY			108,080,000	3,637,973	33.660	3,637,973	3,826,492		99,434		17,169		17,169		01/05/2023	
08265T-20-8 ...	BENTLEY SYSTEMS INC EQUITY			661,000	34,484	52.170	34,484	32,209		33		2,275		2,275		10/26/2023	
084423-10-2 ...	W R BERKLEY CORP EQUITY			22,958,000	1,623,590	70.720	1,623,590	1,475,921		22,697		147,669		147,669		10/23/2023	
086516-10-1 ...	BEST BUY CO INC EQUITY			15,357,000	1,201,378	78.230	1,201,378	1,305,169	14,128	50,261		(22,786)		(22,786)		07/11/2023	
09061G-10-1 ...	BIOMARIN PHARMACEUTICAL INC EQUITY			94,000	9,063	96.410	9,063	7,709				1,354		1,354		10/26/2023	
09073M-10-4 ...	BIO-TECHNE CORP EQUITY			541,000	41,744	77.160	41,744	41,334		108		1,133		1,133		10/27/2023	
09247X-10-1 ...	BLACKROCK INC EQUITY			7,534,000	6,121,300	812.490	6,121,300	5,680,556		119,990		882,977		882,977		08/14/2023	
09260D-10-7 ...	BLACKSTONE INC EQUITY			2,638,000	345,393	130.930	345,393	276,461		2,110		68,932		68,932		10/26/2023	
093671-10-5 ...	HBR BLOCK INC EQUITY			367,000	17,752	48.370	17,752	15,318	117			2,434		2,434		10/26/2023	
09581B-10-3 ...	BLUE OIL CAPITAL INC EQUITY			254,000	3,782	14.890	3,782	3,389				393		393		12/13/2023	
097023-10-5 ...	BOEING CO/THE EQUITY			280,000	73,018	260.780	73,018	45,575				19,662		19,662		08/24/2022	
09857L-10-8 ...	BOOKING HOLDINGS INC EQUITY			346,000	1,225,425	3,541.690	1,225,425	926,217				285,332		285,332		10/26/2023	
099502-10-6 ...	BOOZ ALLEN HAMILTON HOLDING CORP EQUITY			481,000	61,510	127.880	61,510	58,373		226		3,137		3,137		10/26/2023	
100557-10-7 ...	BOSTON BEER CO INC/THE EQUITY			33,000	11,413	345.860	11,413	12,041				(628)		(628)		10/26/2023	
110122-10-8 ...	BRISTOL-MYERS SQUIBB CO EQUITY			27,487,000	1,409,533	51.280	1,409,533	1,967,197		46,147		(557,663)		(557,663)		07/11/2023	
11133T-10-3 ...	BROADRIDGE FINANCIAL SOLUTIONS IN EQUITY			362,000	74,507	205.820	74,507	53,553	290		753	22,114		22,114		10/26/2023	
11135F-10-1 ...	BROADCOM INC EQUITY			15,498,000	17,301,657	1,116.380	17,301,657	10,598,593		192,088		6,675,099		6,675,099		12/28/2023	
115236-10-1 ...	BROWN & BROWN INC EQUITY			328,000	23,327	71.120	23,327	18,699		156		4,641		4,641		09/17/2021	
115637-10-0 ...	BROWN-FORMAN CORP EQUITY			143,000	8,510	59.510	8,510	8,205		31		305		305		10/26/2023	
115637-20-9 ...	BROWN-FORMAN CORP EQUITY			551,000	31,446	57.070	31,446	34,286	120	327		(3,122)		(3,122)		10/27/2023	
116794-10-8 ...	BRUKER CORP EQUITY			394,000	28,951	73.480	28,951	22,745		20		6,206		6,206		10/26/2023	
122017-10-6 ...	BURLINGTON STORES INC EQUITY			241,000	46,831	194.320	46,831	28,780				18,052		18,052		10/26/2023	
12514G-10-8 ...	CDW CORP/DE EQUITY			471,000	107,068	227.320	107,068	89,494		816		19,504		19,504		10/26/2023	
125269-10-0 ...	CF INDUSTRIES HOLDINGS INC EQUITY			5,805,000	461,439	79.490	461,439	448,109		5,257		13,330		13,330		10/23/2023	
12541W-20-9 ...	CH ROBINSON WORLDWIDE INC EQUITY			348,000	30,064	86.390	30,064	30,958	212	622		(877)		(877)		10/27/2023	
125523-10-0 ...	CIGNA GROUP/THE EQUITY			12,027,000	3,602,207	299.510	3,602,207	3,392,944		20,976		205,906		205,906		11/27/2023	
125720-10-5 ...	CME GROUP INC EQUITY			2,354,000	495,776	210.610	495,776	479,590	8,873	4,971		16,186		16,186		12/28/2023	
125896-10-0 ...	CMS ENERGY CORP EQUITY			31,129,000	1,807,038	58.050	1,807,038	1,779,351		28,071		27,688		27,688		10/23/2023	
126408-10-3 ...	CSX CORP EQUITY			791,000	27,424	34.670	27,424	26,643		348		2,927		2,927		08/24/2022	
126650-10-0 ...	CVS HEALTH CORP EQUITY			8,774,000	692,620	78.940	692,620	871,485		20,414		(110,195)		(110,195)		07/11/2023	
127097-10-3 ...	COTERRA ENERGY INC EQUITY			29,155,000	743,744	25.510	743,744	732,102		7,853		11,642		11,642		12/28/2023	
127387-10-8 ...	CADENCE DESIGN SYSTEMS INC EQUITY			999,000	272,048	272.048	272,048	272,320				83,186		83,186		10/26/2023	
12769G-10-0 ...	CAESARS ENTERTAINMENT INC EQUITY			344,000	16,127	46.880	16,127	13,597				1,823		1,823		06/23/2022	
134429-10-9 ...	CAMPBELL SOUP CO EQUITY			34,537,000	1,492,689	43.220	1,492,689	1,637,573		31,790		(225,885)		(225,885)		09/21/2023	
14149Y-10-8 ...	CARDINAL HEALTH INC EQUITY			551,000	55,530	100.780	55,530	55,530	276			1,098		1,098		12/01/2022	
143130-10-2 ...	CARMAX INC EQUITY			35,000	2,685	76.710	2,685	3,212				554		554		06/23/2022	
14448C-10-4 ...	CARRIER GLOBAL CORP EQUITY			13,231,000	760,121	57.450	760,121	695,521	2,514	2,448		64,600		64,600		09/21/2023	
147528-10-3 ...	CASEY'S GENERAL STORES INC EQUITY			28,000	7,692	274.710	7,692	7,583		12		109		109		10/27/2023	
149123-10-1 ...	CATERPILLAR INC EQUITY			20,339,000	6,015,056	295.740	6,015,056	5,011,804		75,250		935,709		935,709		12/28/2023	
15118V-20-7 ...	CELSIUS HOLDINGS INC EQUITY			531,000	28,934	54.490	28,934	28,389				546		546		10/26/2023	
15677J-10-8 ...	CERIDIAN HCM HOLDING INC EQUITY			51,000	3,424	67.140	3,424	2,463				152		152		06/23/2022	

ANNUAL STATEMENT FOR THE YEAR 2023 OF THE ZURICH AMERICAN INSURANCE COMPANY

SCHEDULE D - PART 2 - SECTION 2

Showing All COMMON STOCKS Owned December 31 of Current Year

1	2	Codes		5	6	Fair Value		9	Dividends			Change in Book/Adjusted Carrying Value				17	18
		3	4			7	8		10	11	12	13	14	15	16		
CUSIP Identification	Description	Code	Foreign	Number of Shares	Book/Adjusted Carrying Value	Rate Per Share Used to Obtain Fair Value	Fair Value	Actual Cost	Declared but Unpaid	Amount Received During Year	Nonadmitted Declared But Unpaid	Unrealized Valuation Increase/ (Decrease)	Current Year's Other-Than-Temporary Impairment Recognized	Total Change in Book/Adjusted Carrying Value (13 - 14)	Total Foreign Exchange Change in Book/Adjusted Carrying Value	Date Acquired	NAIC Designation, NAIC Designation Modifier and SVO Administrative Symbol
16119P-10-8 ...	CHARTER COMMUNICATIONS INC EQUITY			1,157,000	449,703	388.680	449,703	471,104				(389)		(389)		12/28/2023	
16359R-10-3 ...	CHEMED CORP EQUITY			39,000	22,805	584.750	22,805	21,616		16		1,190		1,190		10/26/2023	
16411R-20-8 ...	CHENIERE ENERGY INC EQUITY			899,000	153,477	170.720	153,477	150,963		391		2,515		2,515		10/26/2023	
166764-10-0 ...	CHEVRON CORP EQUITY			32,313,000	4,818,838	149.130	4,818,838	5,752,520		155,645		(779,357)		(779,357)		08/14/2023	
169656-10-5 ...	CHIPOTLE MEXICAN GRILL INC EQUITY			181,000	413,435	2,284.170	413,435	321,700				106,955		106,955		10/26/2023	
169905-10-6 ...	CHOICE HOTELS INTERNATIONAL INC EQUITY			116,000	13,137	113.250	13,137	12,859	33							10/26/2023	
171340-10-2 ...	CHURCH & DWIGHT CO INC EQUITY			812,000	76,799	94.580	76,799	71,147		655		8,073		8,073		10/26/2023	
171484-10-8 ...	CHURCHILL DOWNNS INC EQUITY			265,000	35,756	134.930	35,756	28,638		101		7,119		7,119		10/26/2023	
172062-10-1 ...	CINCINNATI FINANCIAL CORP EQUITY			19,083,000	1,974,136	103.450	1,974,136	1,907,917	10,165	2,208		66,219		66,219		12/28/2023	
17275R-10-2 ...	CISCO SYSTEMS INC EQUITY			178,154,000	9,000,340	50.520	9,000,340	9,009,313		199,062		447,419		447,419		12/28/2023	
172908-10-5 ...	CINTAS CORP EQUITY			1,316,000	793,101	602.660	793,101	643,673		2,466		144,956		144,956		10/26/2023	
189054-10-9 ...	CLOROX CO/THE EQUITY			461,000	65,706	142.530	65,706	60,984		1,285		4,670		4,670		10/26/2023	
18915M-10-7 ...	CLOUDFLARE INC EQUITY			88,661	88,661	83.250	88,661	59,147				29,514		29,514		10/26/2023	
191216-10-0 ...	COCA-COLA CO/THE EQUITY			135,884,000	8,004,926	58.910	8,004,926	8,360,821		219,693		(344,649)		(344,649)		12/13/2023	
192446-10-2 ...	COGNIZANT TECHNOLOGY SOLUTIONS CO EQUITY			9,605,000	725,466	75.530	725,466	644,603		11,142		82,846		82,846		02/15/2023	
20030N-10-1 ...	COMCAST CORP EQUITY			86,062,000	3,775,540	43.870	3,775,540	3,369,939				482,244		482,244		09/21/2023	
200340-10-7 ...	COMERICA INC EQUITY			34,238,000	1,910,480	55.800	1,910,480	1,563,456	20,075	17,680		347,025		347,025		12/28/2023	
20717M-10-3 ...	CONFLUENT INC EQUITY			689,000	16,109	23.380	16,109	18,594				(2,486)		(2,486)		10/26/2023	
21036P-10-8 ...	CONSTELLATION BRANDS INC EQUITY			61,000	14,756	241.900	14,756	15,712		212		620		620		08/24/2022	
217204-10-6 ...	COPART INC EQUITY			3,264,000	159,936	49.000	159,936	122,298				42,469		42,469		10/27/2023	
22160K-10-5 ...	COSTCO WHOLESALE CORP EQUITY			1,653,000	1,091,327	660.210	1,091,327	897,925	24,795	4,497		273,282		273,282		10/27/2023	
22160N-10-9 ...	COSTAR GROUP INC EQUITY			644,000	56,279	87.390	56,279	45,370				6,524		6,524		09/16/2022	
22266T-10-9 ...	COUPANG INC EQUITY			4,057,000	65,642	16.180	65,642	70,379				(4,737)		(4,737)		10/26/2023	
227046-10-9 ...	CROCS INC EQUITY			226,000	21,111	93.410	21,111	19,517				1,594		1,594		10/26/2023	
22788C-10-5 ...	CROWDSTRIKE HOLDINGS INC EQUITY			806,000	205,748	255.270	205,748	140,529				65,218		65,218		12/13/2023	
22822V-10-1 ...	CROWN CASTLE INC EQUITY			15,153,000	1,745,171	115.170	1,745,171	1,817,496		77,064		(82,109)		(82,109)		06/08/2023	
231021-10-6 ...	CUMMINS INC EQUITY			10,286,000	2,464,217	239.570	2,464,217	2,444,671		44,311		19,946		19,946		12/28/2023	
23331A-10-9 ...	DR HORTON INC EQUITY			3,488,000	530,071	151.970	530,071	404,594		1,630		125,478		125,478		09/21/2023	
237194-10-5 ...	DARDEN RESTAURANTS INC EQUITY			16,463,000	2,703,718	164.230	2,703,718	2,603,368		28,880		94,058		94,058		09/21/2023	
23804L-10-3 ...	DATADOG INC EQUITY			1,011,000	122,695	121.360	122,695	81,616				41,079		41,079		10/26/2023	
23918K-10-8 ...	DAVITA INC EQUITY			819,000	85,782	104.740	85,782	64,326				21,941		21,941		10/27/2023	
243537-10-7 ...	DECKERS OUTDOOR CORP EQUITY			97,000	64,837	668.420	64,837	47,005				17,832		17,832		10/26/2023	
244199-10-5 ...	DEERE & CO EQUITY			1,868,000	747,032	399.910	747,032	737,383	2,746	3,759		13,324		13,324		11/27/2023	
247361-70-2 ...	DELTA AIR LINES INC EQUITY			109,000	4,386	40.240	4,386	3,223		22		804		804		06/23/2022	
25179M-10-3 ...	DEVON ENERGY CORP EQUITY			72,843,000	3,299,788	45.300	3,299,788	3,816,931		84,308		(361,291)		(361,291)		12/28/2023	
252131-10-7 ...	DEXCOM INC EQUITY			2,224,000	275,976	124.090	275,976	201,550				42,791		42,791		11/27/2023	
25278X-10-9 ...	DIAMONDBACK ENERGY INC EQUITY			3,253,000	504,475	155.080	504,475	537,810		10,963		(33,335)		(33,335)		10/23/2023	
254709-10-8 ...	DISCOVER FINANCIAL SERVICES EQUITY			20,486,000	2,302,422	112.390	2,302,422	2,150,755		33,609		151,666		151,666		12/28/2023	
256163-10-6 ...	DOCSIGN INC EQUITY			752,000	44,684	59.420	44,684	29,304				15,380		15,380		10/26/2023	
256677-10-5 ...	DOLLAR GENERAL CORP EQUITY			110,231	135,920	110.231	135,920	90,787		1,118		20,243	68,501	(48,258)		10/26/2023	
25746U-10-9 ...	DOMINION ENERGY INC EQUITY			59,177,000	2,780,727	46.990	2,780,727	4,278,270		158,003		(771,570)		(771,570)		02/15/2023	
25754A-20-1 ...	DOMINO'S PIZZA INC EQUITY			131,000	53,994	412.170	53,994	48,785		438		8,657		8,657		10/26/2023	
257651-10-9 ...	DONALDSON CO INC EQUITY			188,000	12,286	65.350	12,286	10,922		47		1,363		1,363		10/26/2023	
25809K-10-5 ...	DOORDASH INC EQUITY			873,000	86,174	98.710	86,174	62,016				24,158		24,158		10/26/2023	
25862V-10-5 ...	DOUBLEVERIFY HOLDINGS INC EQUITY			467,000	17,176	36.780	17,176	12,472				4,704		4,704		10/26/2023	
260003-10-8 ...	DOVER CORP EQUITY			4,714,000	724,683	153.730	724,683	666,080		3,550		58,603		58,603		10/23/2023	

ANNUAL STATEMENT FOR THE YEAR 2023 OF THE ZURICH AMERICAN INSURANCE COMPANY

SCHEDULE D - PART 2 - SECTION 2

Showing All COMMON STOCKS Owned December 31 of Current Year

1 CUSIP Identi- fication	2 Description	Codes		5 Number of Shares	6 Book/ Adjusted Carrying Value	Fair Value		9 Actual Cost	Dividends			Change in Book/Adjusted Carrying Value				17 Date Acquired	18 NAIC Design- ation, NAIC Design- ation Modifier and SVO Admini- strative Symbol
		3 Code	4 For- eign			7 Rate Per Share Used to Obtain Fair Value	8 Fair Value		10 Declared but Unpaid	11 Amount Received During Year	12 Nonadmitted Declared But Unpaid	13 Unrealized Valuation Increase/ (Decrease)	14 Current Year's Other-Than- Temporary Impairment Recognized	15 Total Change in Book/Adjusted Carrying Value (13 - 14)	16 Total Foreign Exchange Change in Book/Adjusted Carrying Value		
260557-10-3	DOW INC EQUITY			13,767,000	754,845	54,830	754,845	743,426		38,548		(25,731)		(25,731)		02/15/2023	
26142V-10-5	DRAFTKINGS INC EQUITY			1,549,000	54,587	35,240	54,587	40,626				13,960		13,960		10/26/2023	
26210C-10-4	DROPBOX INC EQUITY			845,000	24,911	29,480	24,911	22,289				2,622		2,622		10/26/2023	
26441C-20-4	DUKE ENERGY CORP EQUITY			24,474,000	2,375,446	97,060	2,375,446	2,524,138		99,364		(148,692)		(148,692)		01/05/2023	
26622P-10-7	DOXIMITY INC EQUITY			300,000	8,406	28,020	8,406	6,298				2,108		2,108		10/27/2023	
268150-10-9	DYNATRACE INC EQUITY			888,000	48,556	54,680	48,556	39,167				9,388		9,388		10/26/2023	
26875P-10-1	EOG RESOURCES INC EQUITY			33,030,000	3,994,318	120,930	3,994,318	4,465,393		166,665		(250,833)		(250,833)		12/28/2023	
26969P-10-8	EAGLE MATERIALS INC EQUITY			87,000	17,657	202,950	17,657	12,846	22			4,810		4,810		10/26/2023	
278642-10-3	EBAY INC EQUITY			119,000	5,192	43,630	5,192	5,114		119		257		257		06/23/2022	
278865-10-0	ECOLAB INC EQUITY			142,210	198,340	198,340	142,210	111,379	409	1,136		35,514		35,514		10/26/2023	
281020-10-7	EDISON INTERNATIONAL EQUITY								289							01/05/2023	
28176E-10-8	EDWARDS LIFESCIENCES CORP EQUITY			9,454,000	720,962	76,260	720,962	709,301				33,927		33,927		10/26/2023	
290840-10-0	EMCOR GROUP INC EQUITY			60,000	12,926	215,430	12,926	12,363				563		563		10/26/2023	
291011-10-4	EMERSON ELECTRIC CO EQUITY			29,137,000	2,835,904	97,330	2,835,904	2,698,495		11,971		137,409		137,409		12/28/2023	
29355A-10-7	ENPHASE ENERGY INC EQUITY			956,000	126,326	132,140	126,326	122,353				19,741	83,558	(63,817)		10/26/2023	
29362U-10-4	ENTEGRIS INC EQUITY			29,000	3,474	119,780	3,474	3,315				159		159		12/13/2023	
29364G-10-3	ENTERGY CORP EQUITY			18,144,000	1,835,084	101,140	1,835,084	1,852,563		51,603		(74,083)		(74,083)		07/11/2023	
29414B-10-4	EPAM SYSTEMS INC EQUITY			206,000	61,262	297,390	61,262	57,115				4,147		4,147		10/26/2023	
294429-10-5	EQUIFAX INC EQUITY			319,000	78,940	247,460	78,940	78,940		436		18,529		18,529		10/26/2023	
29444U-70-0	EQUINIX INC EQUITY			173,000	139,332	805,390	139,332	116,906		2,507		26,026		26,026		06/23/2022	
29452E-10-1	EQUITABLE HOLDINGS INC EQUITY			1,316,000	43,823	33,300	43,823	35,134		290		8,689		8,689		10/26/2023	
29472R-10-8	EQUITY LIFESTYLE PROPERTIES INC EQUITY			218,000	15,378	70,540	15,378	14,453	98			925		925		10/26/2023	
29786A-10-6	ETSY INC EQUITY			270,000	21,886	81,060	21,886	17,918				7,218	17,676	(10,458)		12/01/2022	
298736-10-9	EURONET WORLDWIDE INC EQUITY			97,000	9,845	101,490	9,845	7,693				2,152		2,152		10/26/2023	
30040W-10-8	EVERSOURCE ENERGY EQUITY			20,711,000	1,277,869	61,700	1,277,869	1,478,092		27,960		(200,224)		(200,224)		07/11/2023	
30063P-10-5	EXACT SCIENCES CORP EQUITY			230,000	17,015	73,980	17,015	14,119				2,896		2,896		10/26/2023	
30161N-10-1	EXELON CORP EQUITY			6,444,000	231,275	35,890	231,275	275,190		9,279		(43,915)		(43,915)		01/05/2023	
30161Q-10-4	EXELIXIS INC EQUITY			879,000	21,087	23,990	21,087	18,457				2,630		2,630		10/26/2023	
30212P-30-3	EXPEDIA GROUP INC EQUITY			383,000	58,143	151,810	58,143	36,074				24,006		24,006		10/27/2023	
302130-10-9	EXPEDITORS INTERNATIONAL OF WASHI EQUITY			68,000	8,649	127,190	8,649	6,815		94		1,584		1,584		12/01/2022	
30225T-10-2	EXTRA SPACE STORAGE INC EQUITY			830,000	133,132	160,400	133,132	91,551		5,378		11,014		11,014		03/05/2020	
30231G-10-2	EXYON MOBIL CORP EQUITY			66,519,000	6,650,570	99,980	6,650,570	7,462,059		194,785		(641,878)		(641,878)		10/23/2023	
302491-30-3	FMC CORP EQUITY			11,411,000	719,121	63,020	719,121	719,993	6,618	19,899		(1,514)	751,603	(753,117)		02/15/2023	
302941-10-9	FTI CONSULTING INC EQUITY			35,000	6,974	199,250	6,974	7,526				(553)		(553)		10/27/2023	
30303M-10-2	META PLATFORMS INC EQUITY			8,283,000	2,931,768	353,950	2,931,768	1,770,397				1,345,390		1,345,390		12/15/2023	
303075-10-5	FACTSET RESEARCH SYSTEMS INC EQUITY			142,000	67,684	476,650	67,684	63,717		381		9,117		9,117		10/26/2023	
303250-10-4	FAIR ISAAC CORP EQUITY			90,000	104,903	1,165,590	104,903	65,062				39,841		39,841		10/26/2023	
311900-10-4	FASTENAL CO EQUITY			10,303,000	667,119	64,750	667,119	646,623		2,324		23,262		23,262		12/28/2023	
31428X-10-6	FEDEX CORP EQUITY			11,895,000	3,008,959	252,960	3,008,959	2,888,891	12,764	14,490		120,069		120,069		12/28/2023	
316773-10-0	FIFTH THIRD BANCORP EQUITY			155,930,000	5,378,026	34,490	5,378,026	4,584,850	43,741			80,197		793,176		12/28/2023	
31946M-10-3	FIRST CITIZENS BANCSHARES INC/NC EQUITY			6,000	8,514	1,418,970	8,514	8,186		10		328		328		10/27/2023	
337738-10-8	FISERV INC EQUITY			616,000	81,829	132,840	81,829	62,531				19,576		19,576		12/16/2022	
33829M-10-1	FIVE BELOW INC EQUITY			203,000	43,233	212,970	43,233	35,244				7,989		7,989		10/26/2023	
338307-10-1	FIVE9 INC EQUITY			265,000	20,853	78,690	20,853	15,139				5,714		5,714		10/26/2023	
339041-10-5	FLEETCOR TECHNOLOGIES INC EQUITY			247,000	69,805	282,610	69,805	53,512				20,491		20,491		10/26/2023	
339750-10-1	FLOOR & DECOR HOLDINGS INC EQUITY			388,000	43,266	111,510	43,266	29,941				13,325		13,325		10/26/2023	

ANNUAL STATEMENT FOR THE YEAR 2023 OF THE ZURICH AMERICAN INSURANCE COMPANY

SCHEDULE D - PART 2 - SECTION 2

Showing All COMMON STOCKS Owned December 31 of Current Year

1	2	Codes		5	6	Fair Value		9	Dividends			Change in Book/Adjusted Carrying Value				17	18
		3	4			7	8		10	11	12	13	14	15	16		
CUSIP Identification	Description	Code	Foreign	Number of Shares	Book/Adjusted Carrying Value	Rate Per Share Used to Obtain Fair Value	Fair Value	Actual Cost	Declared but Unpaid	Amount Received During Year	Nonadmitted Declared But Unpaid	Unrealized Valuation Increase/ (Decrease)	Current Year's Other-Than-Temporary Impairment Recognized	Total Change in Book/Adjusted Carrying Value (13 - 14)	Total Foreign Exchange Change in Book/Adjusted Carrying Value	Date Acquired	NAIC Designation, NAIC Designation Modifier and SVO Administrative Symbol
345370-86-0	FORD MOTOR CO EQUITY			127,023.000	1,547,140	12.180	1,547,140	1,602,616		158,779		451,481	391,355	60,126		01/05/2023	
34959E-10-9	FORTINET INC EQUITY			2,429.000	142,169	58.530	142,169	136,428				16,366		16,366		10/26/2023	
36286G-10-7	GE HEALTHCARE TECHNOLOGIES INC EQUITY			110.000	8,501	77.280	8,501	5,753		10		2,748		2,748		12/01/2022	
363576-10-9	ARTHUR J GALLAGHER & CO EQUITY			44.000	9,892	224.820	9,892	8,248		97		1,593		1,593		08/24/2022	
366651-10-7	GARTNER INC EQUITY			283.000	127,661	451.100	127,661	95,681				33,262		33,262		10/26/2023	
369550-10-8	GENERAL DYNAMICS CORP EQUITY			12,667.000	3,288,733	259.630	3,288,733	3,098,999		57,548		221,694		221,694		08/14/2023	
370334-10-4	GENERAL MILLS INC EQUITY			72,479.000	4,719,832	65.120	4,719,832	5,873,670		67,371		(1,153,838)		(1,153,838)		08/14/2023	
372460-10-5	GENUINE PARTS CO EQUITY			7,881.000	1,090,730	138.400	1,090,730	1,172,378	7,487	5,395		(81,648)		(81,648)		11/27/2023	
375558-10-3	GILEAD SCIENCES INC EQUITY			33,964.000	2,751,424	81.010	2,751,424	2,823,747		101,892		(163,706)		(163,706)		11/15/2022	
37637K-10-8	GITLAB INC EQUITY			20,462	20,462	62.960	20,462	13,415				7,047		7,047		10/26/2023	
379577-20-8	GLOBUS MEDICAL INC EQUITY			163.000	8,686	53.290	8,686	7,538				1,149		1,149		10/27/2023	
380237-10-7	GODADDY INC EQUITY			348.000	36,944	106.160	36,944	25,233				11,711		11,711		10/26/2023	
38141G-10-4	GOLDMAN SACHS GROUP INC/THE EQUITY			6,964.000	2,685,806	385.670	2,685,806	2,474,761		62,202		330,512		330,512		06/08/2023	
384109-10-4	GRACO INC EQUITY			253.000	21,958	86.790	21,958	18,909				3,049		3,049		10/26/2023	
384802-10-4	III GRAINGER INC EQUITY			165.000	136,866	829.490	136,866	103,414		835		35,332		35,332		10/26/2023	
38526M-10-6	GRAND CANYON EDUCATION INC EQUITY			31.000	4,090	131.940	4,090	4,410				(320)		(320)		12/13/2023	
388689-10-1	GRAPHIC PACKAGING HOLDING CO EQUITY			598.000	14,741	24.650	14,741	12,527	60			2,214		2,214		10/26/2023	
40412C-10-1	HCA HEALTHCARE INC EQUITY			157.000	42,501	270.710	42,501	33,018		377		4,820		4,820		12/01/2022	
40434L-10-5	HP INC EQUITY			4,582.000	137,872	30.090	137,872	131,433	1,263	2,751		2,282		2,282		06/08/2023	
406216-10-1	HALLIBURTON CO EQUITY			24,025.000	868,264	36.140	868,264	930,897		5,570		(68,104)		(68,104)		10/23/2023	
416515-10-4	HARTFORD FINANCIAL SERVICES GROUP EQUITY								3,867							10/23/2023	
418100-10-3	HASHICORP INC EQUITY			380.000	8,983	23.640	8,983	7,477				1,507		1,507		10/27/2023	
422806-10-9	HEICO CORP EQUITY			153.000	27,370	178.890	27,370	24,366				3,004		3,004		10/26/2023	
422806-20-8	HEICO CORP EQUITY			266.000	37,889	142.440	37,889	34,002				3,887		3,887		10/26/2023	
426281-10-1	JACK HENRY & ASSOCIATES INC EQUITY			87.000	14,207	163.300	14,207	15,702		181		(1,062)		(1,062)		12/01/2022	
427866-10-8	HERSHEY CO/THE EQUITY			4,343.000	809,665	186.430	809,665	872,512		6,212		(62,465)		(62,465)		10/26/2023	
42809H-10-7	HESS CORP EQUITY			592.000	85,355	144.180	85,355	79,670		1,036		1,397		1,397		12/01/2022	
43300A-20-3	HILTON WORLDWIDE HOLDINGS INC EQUITY			437.000	79,534	182.000	79,534	60,054				24,315		24,315		12/01/2022	
437076-10-2	HOME DEPOT INC/THE EQUITY			30,594.000	10,600,821	346.500	10,600,821	10,027,696		242,795		1,028,094		1,028,094		10/27/2023	
438516-10-6	HONEYWELL INTERNATIONAL INC EQUITY			24,213.000	5,075,529	209.620	5,075,529	5,122,145		100,968		(5,185)		(5,185)		02/15/2023	
443510-60-7	HUBBELL INC EQUITY			116.000	38,179	329.130	38,179	34,760		142		3,419		3,419		10/27/2023	
443573-10-0	HUBSPOT INC EQUITY			169.000	98,047	580.160	98,047	69,448				28,599		28,599		10/26/2023	
444859-10-2	HUMANA INC EQUITY			1,432.000	655,111	457.480	655,111	733,615	1,267	1,087		(72,768)		(72,768)		10/23/2023	
445658-10-7	JB HUNT TRANSPORT SERVICES INC EQUITY			2,451.000	489,538	199.730	489,538	438,653		1,105		50,407		50,407		10/23/2023	
446413-10-6	HUNTINGTON INGALLS INDUSTRIES INC EQUITY			8,542.000	2,218,443	259.710	2,218,443	1,924,831		42,881		292,268		292,268		02/15/2023	
45167R-10-4	IDEX CORP EQUITY			24.000	5,211	217.110	5,211	4,311		60		(269)		(269)		06/23/2022	
45168D-10-4	IDEXX LABORATORIES INC EQUITY			305.000	169,290	555.050	169,290	113,693				46,207		46,207		10/26/2023	
452308-10-9	ILLINOIS TOOL WORKS INC EQUITY			913.000	239,142	261.930	239,142	178,317	1,278	3,187		36,796		36,796		10/26/2023	
452327-10-9	ILLUMINA INC EQUITY			177.000	24,642	139.220	24,642	34,260				(11,126)		(11,126)		06/23/2022	
45337C-10-2	INCYTE CORP EQUITY			136.380	2,172,000	136.380	2,172,000	128,395				5,270		5,270		10/27/2023	
457730-10-9	INSPIRE MEDICAL SYSTEMS INC EQUITY			107.000	21,767	203.430	21,767	15,993				5,774		5,774		10/26/2023	
45784P-10-1	INSULET CORP EQUITY			258.000	55,965	216.920	55,965	61,513				(5,547)		(5,547)		10/26/2023	
459200-10-1	INTERNATIONAL BUSINESS MACHINES C EQUITY			16,885.000	2,762,048	163.580	2,762,048	2,516,524		111,948		383,290		383,290		12/01/2022	
460690-10-0	INTERPUBLIC GROUP OF COS INC/THE EQUITY			44,245.000	1,443,714	32.630	1,443,714	1,646,662		27,432		(202,948)		(202,948)		08/14/2023	
461202-10-3	INTUIT INC EQUITY			1,092.000	682,751	625.230	682,751	475,231		1,970		204,059		204,059		12/28/2023	
46120E-60-2	INTUITIVE SURGICAL INC EQUITY			3,221.000	1,086,637	337.360	1,086,637	992,978				94,623		94,623		12/28/2023	

ANNUAL STATEMENT FOR THE YEAR 2023 OF THE ZURICH AMERICAN INSURANCE COMPANY

SCHEDULE D - PART 2 - SECTION 2

Showing All COMMON STOCKS Owned December 31 of Current Year

1	2	Codes		5	6	Fair Value		9	Dividends			Change in Book/Adjusted Carrying Value				17	18
		3	4			7	8		10	11	12	13	14	15	16		
CUSIP Identification	Description	Code	Foreign	Number of Shares	Book/Adjusted Carrying Value	Rate Per Share Used to Obtain Fair Value	Fair Value	Actual Cost	Declared but Unpaid	Amount Received During Year	Nonadmitted Declared But Unpaid	Unrealized Valuation Increase/ (Decrease)	Current Year's Other-Than-Temporary Impairment Recognized	Total Change in Book/Adjusted Carrying Value (13 - 14)	Total Foreign Exchange Change in Book/Adjusted Carrying Value	Date Acquired	NAIC Designation, NAIC Designation Modifier and SVO Administrative Symbol
462222-10-0	IONIS PHARMACEUTICALS INC EQUITY			455,000	22,991	50.530	22,991	20,765				2,226		2,226		10/26/2023	
46266C-10-5	IOVIA HOLDINGS INC EQUITY			633,000	146,470	231.390	146,470	123,082				21,546		21,546		10/26/2023	
46269C-10-2	IRIDIUM COMMUNICATIONS INC EQUITY			440,000	18,110	41.160	18,110	16,195		57		1,915		1,915		10/26/2023	
46284V-10-1	IRON MOUNTAIN INC EQUITY			576,000	40,314	69.990	40,314	29,979	374	1,443		11,606		11,606		12/01/2022	
46625H-10-0	JPMORGAN CHASE & CO EQUITY			32,447,000	5,523,777	170.240	5,523,777	4,428,120		130,237		1,172,310		1,172,310		12/01/2022	
466313-10-3	JABIL INC EQUITY			296,000	37,716	127.420	37,716	36,091		24		1,626		1,626		10/26/2023	
478160-10-4	JOHNSON & JOHNSON EQUITY			81,424,000	12,762,398	156.740	12,762,398	14,011,763		351,526		(1,138,833)		(1,138,833)		10/23/2023	
48242W-10-6	KBR INC EQUITY			179,000	9,918	55.410	9,918	10,441	24			(522)		(522)		10/26/2023	
482480-10-0	KLA CORP EQUITY			507,000	294,719	581.300	294,719	203,452		1,901		86,687		86,687		10/26/2023	
48251W-10-4	KKR & CO INC EQUITY			581,000	48,130	82.840	48,130	31,710		96		16,421		16,421		10/26/2023	
48576A-10-0	KARUNA THERAPEUTICS INC EQUITY			118,000	37,336	316.410	37,336	19,740				17,596		17,596		10/26/2023	
49177J-10-2	KENVUE INC EQUITY			2,196,000	47,126	21.460	47,126	42,656		892		4,470		4,470		08/24/2023	
49338L-10-3	KEYSIGHT TECHNOLOGIES INC EQUITY			172,000	27,365	159.100	27,365	29,424				(2,057)		(2,057)		08/24/2022	
494368-10-3	KIMBERLY-CLARK CORP EQUITY			7,199,000	874,607	121.490	874,607	990,745	8,495	13,902		(119,326)		(119,326)		10/26/2023	
49446R-10-9	KIMCO REALTY CORP EQUITY			4,880,000	103,895	21.290	103,895	102,717		4,978		1,178		1,178		01/05/2023	
49714P-10-8	KINSALE CAPITAL GROUP INC EQUITY			79,000	26,449	334.800	26,449	33,672		11		(7,223)		(7,223)		10/26/2023	
501044-10-1	KROGER CO/THE EQUITY			13,110,000	599,258	45.710	599,258	615,432		9,952		(16,173)		(16,173)		07/11/2023	
501889-20-8	LKQ CORP EQUITY			26,153,000	1,249,852	47.790	1,249,852	1,478,716		15,038		(228,864)		(228,864)		08/14/2023	
50212V-10-0	LPL FINANCIAL HOLDINGS INC EQUITY			288,000	65,534	227.550	65,534	63,918		86		1,616		1,616		10/26/2023	
512807-10-8	LAM RESEARCH CORP EQUITY			720,000	563,875	783.160	563,875	425,730	940	2,081		139,270		139,270		12/28/2023	
512816-10-9	LAMAR ADVERTISING CO EQUITY			253,000	26,891	106.290	26,891	20,606		316		6,285		6,285		10/26/2023	
513272-10-4	LAMB WESTON HOLDINGS INC EQUITY			9,061,000	979,766	108.130	979,766	783,562		2,794		188,856		188,856		10/26/2023	
515098-10-1	LANDSTAR SYSTEM INC EQUITY			105,000	20,328	193.600	20,328	17,178		35		3,150		3,150		10/26/2023	
517834-10-7	LAS VEGAS SANDS CORP EQUITY			1,285,000	63,222	49.200	63,222	59,347		366		1,632		1,632		12/13/2023	
518415-10-4	LATTICE SEMICONDUCTOR CORP EQUITY			505,000	34,840	68.990	34,840	34,909				(69)		(69)		10/26/2023	
518439-10-4	ESTEE LAUDER COS INC/THE EQUITY			14,501,000	2,121,786	146.320	2,121,786	1,815,939		10,105		308,092		308,092		11/27/2023	
530307-30-5	LIBERTY BROADBAND CORP EQUITY			90,000	7,250	80.560	7,250	7,644				(394)		(394)		10/26/2023	
532457-10-8	ELI LILLY & CO EQUITY			3,173,000	1,850,494	583.200	1,850,494	1,385,871		9,217		392,762		392,762		12/15/2023	
533900-10-6	LINCOLN ELECTRIC HOLDINGS INC EQUITY			193,000	41,970	217.460	41,970	32,449	137			9,521		9,521		10/26/2023	
538034-10-9	LIVE NATION ENTERTAINMENT INC EQUITY			132,000	12,357	93.610	12,357	8,659				3,152		3,152		06/23/2022	
539830-10-9	LOCKHEED MARTIN CORP EQUITY			10,669,000	4,835,297	453.210	4,835,297	5,092,518		116,050		(282,771)		(282,771)		10/26/2023	
548661-10-7	LOWE'S COS INC EQUITY			13,557,000	3,016,026	222.470	3,016,026	2,770,415		45,972		258,219		258,219		12/28/2023	
550021-10-9	LULULEMON ATHLETICA INC EQUITY			412,000	210,639	511.260	210,639	166,195				44,445		44,445		10/26/2023	
55087P-10-4	LYFT INC EQUITY			1,252,000	18,755	14.980	18,755	11,816				6,939		6,939		10/26/2023	
55261F-10-4	M&T BANK CORP EQUITY			282,000	38,640	137.020	38,640	36,270		733		2,370		2,370		06/08/2023	
553498-10-6	MSA SAFETY INC EQUITY			40,000	6,756	168.910	6,756	6,393		19		364		364		10/27/2023	
55354G-10-0	MSCI INC EQUITY			142,000	80,257	565.190	80,257	56,662				14,156		14,156		06/23/2022	
562750-10-9	MANHATTAN ASSOCIATES INC EQUITY			228,000	49,079	215.260	49,079	43,759				5,320		5,320		10/26/2023	
56585A-10-2	MARATHON PETROLEUM CORP EQUITY			17,341,000	2,572,191	148.330	2,572,191	2,642,549		10,195		(70,359)		(70,359)		12/28/2023	
57060D-10-8	MARKETAXESS HOLDINGS INC EQUITY			200,309	684,000	292.850	200,309	200,309				1,456		1,456		10/26/2023	
571748-10-2	MARSH & MCLENNAN COS INC EQUITY			21,555,000	4,083,379	189.440	4,083,379	4,168,802		2,772		(83,107)		(83,107)		12/28/2023	
571903-20-2	MARRIOTT INTERNATIONAL INC/MD EQUITY			6,210,000	1,400,417	225.510	1,400,417	1,255,068		1,257		151,423		151,423		11/27/2023	
574795-10-0	MASIMO CORP EQUITY			161,000	18,866	117.180	18,866	13,018				5,848		5,848		10/26/2023	
57636Q-10-4	MASTERCARD INC EQUITY			5,620,000	2,397,042	426.520	2,397,042	2,092,714		4,083		248,857		248,857		12/28/2023	
57667L-10-7	MATCH GROUP INC EQUITY			932,000	34,009	36.490	34,009	35,623				2,030	4,214	(2,184)		10/26/2023	
580135-10-1	MCDONALD'S CORP EQUITY			5,542,000	1,642,704	296.410	1,642,704	1,502,181		34,527		182,443		182,443		12/01/2022	

ANNUAL STATEMENT FOR THE YEAR 2023 OF THE ZURICH AMERICAN INSURANCE COMPANY

SCHEDULE D - PART 2 - SECTION 2

Showing All COMMON STOCKS Owned December 31 of Current Year

1 CUSIP Identifi- cation	2 Description	Codes		5 Number of Shares	6 Book/ Adjusted Carrying Value	Fair Value		9 Actual Cost	Dividends			Change in Book/Adjusted Carrying Value				17 Date Acquired	18 NAIC Design- ation, NAIC Design- ation Modifier and SVO Admini- strative Symbol
		3 Code	4 Foreign			7 Rate Per Share Used to Obtain Fair Value	8 Fair Value		10 Declared but Unpaid	11 Amount Received During Year	12 Nonadmitted Declared But Unpaid	13 Unrealized Valuation Increase/ (Decrease)	14 Current Year's Other-Than- Temporary Impairment Recognized	15 Total Change in Book/Adjusted Carrying Value (13 - 14)	16 Total Foreign Exchange Change in Book/Adjusted Carrying Value		
581550-10-3	MCKESSON CORP EQUITY			190,000	87,961	462,950	87,961	69,135	118	426		16,688		16,688	08/24/2022		
585060-10-9	MEDPACE HOLDINGS INC EQUITY			86,000	26,362	306,530	26,362	22,006				4,355		4,355	10/26/2023		
58933Y-10-5	MERCK & CO INC EQUITY			101,825,000	11,100,962	109,020	11,100,962	11,095,249	74,783	246,234		(133,642)		(133,642)	12/28/2023		
592688-10-5	METTLER-TOLEDO INTERNATIONAL INC EQUITY			81,000	98,395	1,214,750	98,395	102,721				(3,773)		(3,773)	10/26/2023		
594918-10-4	MICROSOFT CORP EQUITY			29,420,000	11,059,272	375,910	11,059,272	8,542,811		55,748		2,815,313		2,815,313	12/15/2023		
595017-10-4	MICROCHIP TECHNOLOGY INC EQUITY			1,419,000	127,965	90,180	127,965	107,658		1,988		27,706		27,706	10/26/2023		
60855R-10-0	MOLINA HEALTHCARE INC EQUITY			1,980,000	715,394	361,310	715,394	668,664				38,720		38,720	10/23/2023		
60937P-10-6	MONGODB INC EQUITY			243,000	99,324	408,740	99,324	79,543				19,781		19,781	10/26/2023		
609839-10-5	MONOLITHIC POWER SYSTEMS INC EQUITY			168,000	105,983	630,850	105,983	77,461	168	370		41,821		41,821	10/26/2023		
61174X-10-9	MONSTER BEVERAGE CORP EQUITY			20,910,000	1,204,834	57,620	1,204,834	1,051,759				152,444		152,444	10/26/2023		
615369-10-5	MOODY'S CORP EQUITY			6,197,000	2,420,238	390,550	2,420,238	2,363,981		1,198		53,367		53,367	12/28/2023		
617700-10-9	MORNINGSTAR INC EQUITY			96,000	27,480	286,250	27,480	23,809				3,671		3,671	10/26/2023		
61945C-10-3	MOSAIC CO/THE EQUITY			15,080,000	538,658	35,720	538,658	665,932		8,243		(127,274)		(127,274)	10/23/2023		
620076-30-7	MOTOROLA SOLUTIONS INC EQUITY			563,000	176,236	313,030	176,236	153,190	552	1,295		27,825		27,825	10/26/2023		
626755-10-2	MURPHY USA INC EQUITY			69,000	24,588	356,350	24,588	24,876		28		(288)		(288)	10/26/2023		
62944T-10-5	NVR INC EQUITY			1,000	7,012	7,012,330	7,012	3,942				2,400		2,400	06/23/2022		
632307-10-4	NATERA INC EQUITY			383,000	23,976	62,600	23,976	14,959				9,017		9,017	10/26/2023		
64110D-10-4	NETAPP INC EQUITY			314,000	27,676	88,140	27,676	20,365		628		8,827		8,827	06/23/2022		
64110L-10-6	NETFLIX INC EQUITY			2,029,000	987,839	486,860	987,839	600,134				279,202		279,202	10/26/2023		
64125C-10-9	NEUROCRINE BIOSCIENCES INC EQUITY			357,000	47,042	131,770	47,042	38,530				8,512		8,512	10/26/2023		
644393-10-0	NEW FORTRESS ENERGY INC EQUITY			242,000	9,133	37,740	9,133	7,613		24		1,520		1,520	10/26/2023		
651639-10-6	NEWMONT CORP EQUITY			60,821,000	2,516,773	41,380	2,516,773	2,444,104		21,436		72,669		72,669	12/28/2023		
65336K-10-3	NEXSTAR MEDIA GROUP INC EQUITY			56,000	8,774	156,670	8,774	7,686		76		1,087		1,087	10/27/2023		
65339F-10-1	NEXTERA ENERGY INC EQUITY			66,785,000	4,055,185	60,720	4,055,185	5,668,510		124,888		(1,526,705)		(1,526,705)	12/01/2022		
654106-10-3	NIKE INC EQUITY			13,111,000	1,422,806	108,520	1,422,806	1,415,424	3,156			(13,753)		(13,753)	12/28/2023		
655663-10-2	NORDSON CORP EQUITY			1,138,000	300,625	264,170	300,625	254,602	774			46,024		46,024	09/21/2023		
666807-10-2	NORTHROP GRUMMAN CORP EQUITY			31,000	14,525	468,550	14,525	15,110		228		(2,399)		(2,399)	08/24/2022		
668771-10-8	GEN DIGITAL INC EQUITY			332,000	7,573	22,810	7,573	6,483		166		461		461	03/04/2020		
67059N-10-8	NUTANIX INC EQUITY			221,000	10,539	47,690	10,539	7,607				2,932		2,932	10/26/2023		
67066G-10-4	NVIDIA CORP EQUITY			8,897,000	4,405,527	495,170	4,405,527	2,303,156		996		2,188,103		2,188,103	12/15/2023		
67103H-10-7	O'REILLY AUTOMOTIVE INC EQUITY			188,000	178,615	950,080	178,615	15,785				15,765		15,765	10/26/2023		
679580-10-0	OLD DOMINION FREIGHT LINE INC EQUITY			339,000	137,319	405,070	137,319	110,590		370		28,783		28,783	10/26/2023		
681116-10-9	OLLIE'S BARGAIN OUTLET HOLDINGS I EQUITY			100,000	7,590	75,900	7,590	7,669				(79)		(79)	10/27/2023		
681919-10-6	OMNICOM GROUP INC EQUITY			15,011,000	1,298,602	86,510	1,298,602	1,383,616	10,508	17,835		(85,014)		(85,014)	10/23/2023		
682680-10-3	ONEOK INC EQUITY			24,158,000	1,695,892	70,200	1,695,892	1,503,246		40,759		191,309		191,309	11/27/2023		
68389X-10-5	ORACLE CORP EQUITY			2,404,000	253,382	105,400	253,382	197,835		3,513		54,872		54,872	12/15/2023		
68902V-10-7	OTIS WORLDWIDE CORP EQUITY			87,000	7,787	89,510	7,787	5,507		114		975		975	02/04/2021		
69047Q-10-2	OVINTIV INC EQUITY			421,000	18,482	43,900	18,482	20,262		126		(1,780)		(1,780)	10/26/2023		
693475-10-5	PNC FINANCIAL SERVICES GROUP INC/ EQUITY			28,258,000	4,376,882	154,890	4,376,882	3,887,914		104,620		1,027,226	615,103	412,123	08/14/2023		
693506-10-7	PPG INDUSTRIES INC EQUITY			13,666,000	2,043,614	149,540	2,043,614	1,982,655		9,118		58,470		58,470	12/28/2023		
69370C-10-0	PTC INC EQUITY			230,000	40,241	174,960	40,241	24,959				12,645		12,645	06/23/2022		
69608A-10-8	PALANTIR TECHNOLOGIES INC EQUITY			6,930,000	118,919	17,160	118,919	106,012				12,907		12,907	10/26/2023		
697435-10-5	PALO ALTO NETWORKS INC EQUITY			1,115,000	328,334	294,470	328,334	270,737				57,597		57,597	10/26/2023		
701094-10-4	PARKER-HANNIFIN CORP EQUITY			950,000	437,684	460,720	437,684	426,192				11,492		11,492	12/28/2023		
704326-10-7	PAYCHEX INC EQUITY			24,402,000	2,906,034	119,090	2,906,034	2,743,765		44,459		176,037		176,037	11/27/2023		
70432V-10-2	PAYCOM SOFTWARE INC EQUITY			406,000	83,884	206,610	83,884	124,398		321		(43,355)		(43,355)	10/26/2023		

ANNUAL STATEMENT FOR THE YEAR 2023 OF THE ZURICH AMERICAN INSURANCE COMPANY

SCHEDULE D - PART 2 - SECTION 2

Showing All COMMON STOCKS Owned December 31 of Current Year

1	2	Codes		5	6	Fair Value		9	Dividends			Change in Book/Adjusted Carrying Value				17	18
		3	4			7	8		10	11	12	13	14	15	16		
CUSIP Identification	Description	Code	Foreign	Number of Shares	Book/Adjusted Carrying Value	Rate Per Share Used to Obtain Fair Value	Fair Value	Actual Cost	Declared but Unpaid	Amount Received During Year	Nonadmitted Declared But Unpaid	Unrealized Valuation Increase/ (Decrease)	Current Year's Other-Than-Temporary Impairment Recognized	Total Change in Book/Adjusted Carrying Value (13 - 14)	Total Foreign Exchange Change in Book/Adjusted Carrying Value	Date Acquired	NAIC Designation, NAIC Designation Modifier and SVO Administrative Symbol
70438V-10-6	PAYLOCITY HOLDING CORP EQUITY			156.000	25,717	164.850	25,717	27,318				(1,602)		(1,602)		10/26/2023	
70450Y-10-3	PAYPAL HOLDINGS INC EQUITY			4,454.000	273,476	61.400	273,476	341,940				(12,310)		(12,310)		12/28/2023	
705573-10-3	PEGASYS INC EQUITY			188.000	9,182	48.840	9,182	7,674	6			1,508		1,508		10/26/2023	
70614W-10-0	PELTON INTERACTIVE INC EQUITY			1,691.000	10,264	6.070	10,264	7,546				2,718		2,718		10/27/2023	
70975L-10-7	PENUMBRA INC EQUITY			134.000	33,756	251.910	33,756	25,874				7,882		7,882		10/26/2023	
713448-10-8	PEPSICO INC EQUITY			45,687.000	7,759,480	169.840	7,759,480	8,247,400	57,741	94,732		(392,030)		(392,030)		12/13/2023	
71377A-10-3	PERFORMANCE FOOD GROUP CO EQUITY			265.000	18,322	69.140	18,322	14,662				3,660		3,660		10/26/2023	
717081-10-3	PFIZER INC EQUITY			332,203.000	9,560,802	28.780	9,560,802	14,303,176		351,826		(4,807,648)		(4,807,648)		12/28/2023	
718172-10-9	PHILIP MORRIS INTERNATIONAL INC EQUITY			41,105.000	3,867,569	94.090	3,867,569	3,912,805	42,910	143,279		(200,297)		(200,297)		12/28/2023	
718546-10-4	PHILLIPS 66 EQUITY			23,591.000	3,140,198	133.110	3,140,198	2,563,660		65,727		598,475		598,475		12/28/2023	
72352L-10-6	PINTEREST INC EQUITY			2,193.000	81,229	37.040	81,229	52,868				28,361		28,361		10/26/2023	
723787-10-7	PIONEER NATURAL RESOURCES CO EQUITY			5,993.000	1,348,485	225.010	1,348,485	1,481,874		19,178		(133,389)		(133,389)		10/23/2023	
72703H-10-1	PLANET FITNESS INC EQUITY			150.000	10,947	72.980	10,947	8,205				2,742		2,742		10/26/2023	
73278L-10-5	POOL CORP EQUITY			141.000	56,220	398.720	56,220	46,909		411		12,767		12,767		10/26/2023	
74144T-10-8	T ROWE PRICE GROUP INC EQUITY			42,547.000	4,581,886	107.690	4,581,886	5,622,742		207,629		(57,013)		(57,013)		07/22/2022	
74164M-10-8	PRIMERICA INC EQUITY			86.000	17,695	205.750	17,695	16,932		56		762		762		10/26/2023	
74251V-10-2	PRINCIPAL FINANCIAL GROUP INC EQUITY			32,072.000	2,523,425	78.680	2,523,425	2,723,325		76,413		(199,900)		(199,900)		08/14/2023	
742718-10-9	PROCTER & GAMBLE CO/THE EQUITY			74,897.000	10,976,155	146.550	10,976,155	10,671,176		272,850		(300,566)		(300,566)		10/23/2023	
74275K-10-8	PROCORE TECHNOLOGIES INC EQUITY			290.000	20,080	69.240	20,080	17,683				2,396		2,396		10/26/2023	
743315-10-3	PROGRESSIVE CORP/THE EQUITY			8,376.000	1,334,716	159.350	1,334,716	1,166,430		1,341		161,800		161,800		10/26/2023	
74340W-10-3	PROLOGIS INC EQUITY			15,265.000	2,034,977	133.310	2,034,977	1,969,537		53,122		312,153		312,153		01/05/2023	
74460D-10-9	PUBLIC STORAGE EQUITY			16,518.000	5,040,303	305.140	5,040,303	5,410,316		191,724		396,995		396,995		08/14/2023	
745867-10-1	PULTEGROUP INC EQUITY			1,413.000	145,850	103.220	145,850	104,431	1,569			41,419		41,419		09/21/2023	
74624M-10-2	PURE STORAGE INC EQUITY			813.000	28,983	35.650	28,983	26,477				2,506		2,506		10/26/2023	
747525-10-3	QUALCOMM INC EQUITY			38,442.000	5,559,866	144.630	5,559,866	4,850,397		111,316		1,285,608		1,285,608		11/27/2023	
74762E-10-2	QUANTA SERVICES INC EQUITY			140.000	30,215	215.820	30,215	20,206	13	45		10,268		10,268		08/24/2022	
74935Q-10-7	RB GLOBAL INC EQUITY		A	517.000	34,582	66.890	34,582	32,425		105		2,157		2,157		10/26/2023	
749607-10-7	RLI CORP EQUITY			56.000	7,455	133.120	7,455	7,403		127		52		52		10/27/2023	
749685-10-3	RPM INTERNATIONAL INC EQUITY			89.000	9,936	111.640	9,936	8,033				1,903		1,903		10/26/2023	
75886F-10-7	REGENERON PHARMACEUTICALS INC EQUITY			26.000	22,823	877.800	22,823	12,970				4,065		4,065		02/04/2021	
7591EP-10-0	REGIONS FINANCIAL CORP EQUITY								10,943							08/14/2023	
759916-10-9	REPLIGEN CORP EQUITY			91.000	16,362	179.800	16,362	11,148				5,214		5,214		10/26/2023	
761152-10-7	RESMED INC EQUITY			4,686.000	802,599	172.010	802,599	848,468		4,744		(46,326)		(46,326)		10/26/2023	
76680R-20-6	RINGCENTRAL INC EQUITY			10,657	314.000	33.940	314.000	8,041				2,616		2,616		10/26/2023	
771049-10-3	ROBLOX CORP EQUITY			1,701.000	77,804	45.740	77,804	51,978				25,825		25,825		10/26/2023	
773903-10-9	ROCKWELL AUTOMATION INC EQUITY			425.000	131,907	310.370	131,907	110,458		1,420		21,568		21,568		10/26/2023	
77543R-10-2	ROKU INC EQUITY			110.000	10,083	91.660	10,083	6,262				3,820		3,820		10/27/2023	
775711-10-4	ROLLINS INC EQUITY			8,441.000	368,618	43.670	368,618	319,874		1,431		49,690		49,690		10/26/2023	
778296-10-3	ROSS STORES INC EQUITY			1,160.000	160,532	138.390	160,532	102,715		1,133		26,664		26,664		10/26/2023	
78351F-10-7	RYAN SPECIALTY HOLDINGS INC EQUITY			330.000	14,197	43.020	14,197	15,093				(897)		(897)		10/26/2023	
78409V-10-4	S&P GLOBAL INC EQUITY			4,047.000	1,783,068	440.590	1,783,068	1,552,760		3,048		230,194		230,194		12/28/2023	
78410G-10-4	SBA COMMUNICATIONS CORP EQUITY			42.000	10,655	253.680	10,655	11,518		143		(1,118)		(1,118)		02/04/2021	
78442P-10-6	SLM CORP EQUITY			10,937	572.000	19.120	572.000	7,490		63		3,447		3,447		10/27/2023	
78709Y-10-5	SAIA INC EQUITY			15.000	6,573	438.220	6,573	5,311				1,263		1,263		10/27/2023	
79466L-30-2	SALESFORCE INC EQUITY			2,673.000	703,453	263.170	703,453	475,706				313,094		313,094		10/27/2023	
803607-10-0	SAREPTA THERAPEUTICS INC EQUITY			331.000	31,902	96.380	31,902	36,942				(5,040)		(5,040)		10/26/2023	

ANNUAL STATEMENT FOR THE YEAR 2023 OF THE ZURICH AMERICAN INSURANCE COMPANY

SCHEDULE D - PART 2 - SECTION 2

Showing All COMMON STOCKS Owned December 31 of Current Year

1	2	Codes		5	6	Fair Value		9	Dividends			Change in Book/Adjusted Carrying Value				17	18
		3	4			7	8		10	11	12	13	14	15	16		
CUSIP Identification	Description	Code	Foreign	Number of Shares	Book/Adjusted Carrying Value	Rate Per Share Used to Obtain Fair Value	Fair Value	Actual Cost	Declared but Unpaid	Amount Received During Year	Nonadmitted Declared But Unpaid	Unrealized Valuation Increase/ (Decrease)	Current Year's Other-Than-Temporary Impairment Recognized	Total Change in Book/Adjusted Carrying Value (13 - 14)	Total Foreign Exchange Change in Book/Adjusted Carrying Value	Date Acquired	NAIC Designation, NAIC Designation Modifier and SVO Administrative Symbol
806857-10-8	SCHLUMBERGER NV EQUITY			5,533,000	287,882	52.030	287,882	325,493	5,879			(37,611)		(37,611)		09/21/2023	
808513-10-5	CHARLES SCHWAB CORP/THE EQUITY			20,093,000	1,383,403	68.850	1,383,403	975,106		13,885		408,297		408,297		10/23/2023	
810186-10-6	SCOTTS MIRACLE-GRO CO/THE EQUITY			171,000	10,893	63.700	10,893	7,672		113		3,220		3,220		10/26/2023	
81211K-10-0	SEALED AIR CORP EQUITY			237,000	8,653	36.510	8,653	12,507		190		(3,169)		(3,169)		06/23/2022	
817565-10-4	SERVICE CORP INTERNATIONAL/US EQUITY			205,000	14,028	68.430	14,028	11,147		59		2,881		2,881		10/26/2023	
81762P-10-2	SERVICENOW INC EQUITY			766,000	541,593	707.040	541,593	395,425				188,454		188,454		12/15/2023	
824348-10-6	SHERWIN-WILLIAMS CO/THE EQUITY			733,000	228,703	312.010	228,703	167,709		1,369		54,674		54,674		10/26/2023	
82452J-10-9	SHIFT4 PAYMENTS INC EQUITY			200,000	14,862	74.310	14,862	8,936				5,927		5,927		10/26/2023	
82489T-10-4	SHOCKWAVE MEDICAL INC EQUITY			134,000	25,536	190.570	25,536	27,648				(2,112)		(2,112)		10/26/2023	
828806-10-9	SIMON PROPERTY GROUP INC EQUITY			3,510,000	500,631	142.630	500,631	367,023		26,150		88,277		88,277		12/01/2022	
82982L-10-3	SITONE LANDSCAPE SUPPLY INC EQUITY			58,000	9,433	162.630	9,433	7,666				1,767		1,767		10/26/2023	
831865-20-9	A O SMITH CORP EQUITY			54,000	4,452	82.440	4,452	2,923		66		1,361		1,361		06/23/2022	
83200N-10-3	SMARTSHEET INC EQUITY			465,000	22,227	47.800	22,227	17,790				4,437		4,437		10/26/2023	
833034-10-1	SNAP-ON INC EQUITY			1,524,000	440,238	288.870	440,238	410,470		5,304		29,768		29,768		06/08/2023	
833445-10-9	SNOWFLAKE INC EQUITY			1,191,000	236,926	198.930	236,926	170,367				66,559		66,559		12/15/2023	
83601L-10-2	SOTERA HEALTH CO EQUITY			260,000	4,381	16.850	4,381	3,887				494		494		12/13/2023	
842587-10-7	SOUTHERN CO/THE EQUITY			21,936,000	1,538,372	70.130	1,538,372	1,480,849		60,982		(28,078)		(28,078)		12/01/2022	
84265V-10-5	SOUTHERN COPPER CORP EQUITY			313,000	26,937	86.060	26,937	22,113		313		4,824		4,824		10/26/2023	
848637-10-4	SPLUNK INC EQUITY			86,078	565,078	65.078	565,078	83,133				2,945		2,945		10/26/2023	
852234-10-3	BLOCK INC EQUITY			750,000	58,005	77.340	58,005	31,266				26,739		26,739		10/26/2023	
855244-10-9	STARBUCKS CORP EQUITY			39,990,000	3,839,440	96.010	3,839,440	4,105,263		74,014		(198,174)		(198,174)		12/28/2023	
863667-10-1	STRYKER CORP EQUITY			100,100	334,000	299.700	334,000	299,700	267	1,002		18,460		18,460		06/23/2022	
866674-10-4	SUN COMMUNITIES INC EQUITY			100,000	13,358	133.580	13,358	10,768	93			2,590		2,590		10/26/2023	
871607-10-7	SYNOPSIS INC EQUITY			562,000	289,177	514.550	289,177	223,665				78,510		78,510		10/26/2023	
87165B-10-3	SYNCHRONY FINANCIAL EQUITY			71,482,000	2,729,183	38.180	2,729,183	2,761,948		64,962		423,171		423,171		05/08/2023	
871829-10-7	SYSCO CORP EQUITY			45,458,000	3,323,434	73.110	3,323,434	3,412,324		36,881		(79,632)		(79,632)		12/28/2023	
872540-10-9	TJX COS INC/THE EQUITY			24,089,000	2,259,548	93.800	2,259,548	2,125,319		3,815		126,562		126,562		12/28/2023	
87256C-10-1	TKO GROUP HOLDINGS INC EQUITY			263,000	21,448	81.550	21,448	20,544				904		904		12/13/2023	
872590-10-4	T-MOBILE US INC EQUITY			5,048,000	809,396	160.340	809,396	751,180		3,281		58,216		58,216		11/27/2023	
876030-10-7	TAPESTRY INC EQUITY			18,576,000	683,597	36.800	683,597	708,804		13,041		(25,839)		(25,839)		08/14/2023	
87612E-10-6	TARGET CORP EQUITY			25,767,000	3,669,221	142.400	3,669,221	4,077,778		89,893		(133,159)		(133,159)		12/28/2023	
87612G-10-1	TARGA RESOURCES CORP EQUITY			848,000	73,657	86.860	73,657	66,596		1,071		7,261		7,261		10/27/2023	
88023U-10-1	TEMPUR SEALY INTERNATIONAL INC EQUITY			198,000	10,090	50.960	10,090	7,615		22		2,475		2,475		10/27/2023	
88025U-10-9	10X GENOMICS INC EQUITY			341,000	19,079	55.950	19,079	12,718				6,361		6,361		10/26/2023	
88076W-10-3	TERADATA CORP EQUITY			372,000	16,186	43.510	16,186	15,724				462		462		10/26/2023	
880770-10-2	TERADYNE INC EQUITY			480,000	52,104	108.550	52,104	41,577		159		10,527		10,527		10/26/2023	
88160R-10-1	TESLA INC EQUITY			10,332,000	2,567,295	248.480	2,567,295	1,681,176				890,384		890,384		12/15/2023	
88162G-10-3	TETRA TECH INC EQUITY			51,000	8,513	166.930	8,513	7,437		13		1,076		1,076		10/27/2023	
882508-10-4	TEXAS INSTRUMENTS INC EQUITY			52,189,000	8,895,093	170.440	8,895,093	8,974,302		144,385		68,933		68,933		12/28/2023	
88262P-10-2	TEXAS PACIFIC LAND CORP EQUITY			21,000	32,993	1,571.100	32,993	38,981				5,988		(5,988)		10/26/2023	
882681-10-9	TEXAS ROADHOUSE INC EQUITY			252,000	30,802	122.230	30,802	23,849		139		6,953		6,953		10/26/2023	
88339J-10-5	TRADE DESK INC/THE EQUITY			1,630,000	117,279	71.950	117,279	107,951				9,328		9,328		10/26/2023	
883556-10-2	THERMO FISHER SCIENTIFIC INC EQUITY			473,866	531,240	473.866	531,240	501,500	312	1,105		(10,242)		(10,242)		10/27/2023	
88579Y-10-1	3M CO EQUITY			55,016,000	6,013,249	109.300	6,013,249	8,079,468		330,096		(584,270)		(584,270)		08/24/2022	
888787-10-8	TOAST INC EQUITY			1,317,000	24,048	18.260	24,048	21,411				2,637		2,637		10/26/2023	
891092-10-8	TORO CO/THE EQUITY			386,000	37,052	95.990	37,052	31,582		139		5,471		5,471		10/26/2023	

ANNUAL STATEMENT FOR THE YEAR 2023 OF THE ZURICH AMERICAN INSURANCE COMPANY

SCHEDULE D - PART 2 - SECTION 2

Showing All COMMON STOCKS Owned December 31 of Current Year

1	2	Codes		5	6	Fair Value		9	Dividends			Change in Book/Adjusted Carrying Value				17	18
		3	4			7	8		10	11	12	13	14	15	16		
CUSIP Identification	Description	Code	Foreign	Number of Shares	Book/Adjusted Carrying Value	Rate Per Share Used to Obtain Fair Value	Fair Value	Actual Cost	Declared but Unpaid	Amount Received During Year	Nonadmitted Declared But Unpaid	Unrealized Valuation Increase/ (Decrease)	Current Year's Other-Than-Temporary Impairment Recognized	Total Change in Book/Adjusted Carrying Value (13 - 14)	Total Foreign Exchange Change in Book/Adjusted Carrying Value	Date Acquired	NAIC Designation, NAIC Designation Modifier and SVO Administrative Symbol
892356-10-6	TRACTOR SUPPLY CO EQUITY			406,000	87,302	215.030	87,302	82,687		1,157		2,027		2,027		10/26/2023	
892672-10-6	TRADEWEB MARKETS INC EQUITY			146,000	13,270	90.890	13,270	12,832		13		438		438		10/26/2023	
893641-10-0	TRANSDIGM GROUP INC EQUITY			33,000	33,383	1,011.600	33,383	19,597		1,155		12,614		12,614		12/01/2022	
894164-10-2	TRAVEL + LEISURE CO EQUITY			119,000	4,647	39.050	4,647	4,580		54		67		67		12/13/2023	
89417E-10-9	TRAVELERS COS INC/THE EQUITY			23,024,000	4,386,072	190.500	4,386,072	4,124,721		53,095		261,351		261,351		12/28/2023	
89531P-10-5	TREX CO INC EQUITY			406,000	33,613	82.790	33,613	22,321				11,292		11,292		10/26/2023	
898320-10-9	TRUIST FINANCIAL CORP EQUITY			14,909,000	550,440	36.920	550,440	647,089		29,494		(96,649)		(96,649)		07/11/2023	
90138F-10-2	TWILIO INC EQUITY			149,000	11,300	75.840	11,300	7,572				3,728		3,728		10/27/2023	
902252-10-5	TYLER TECHNOLOGIES INC EQUITY			117,000	48,899	417.940	48,899	39,507				9,808		9,808		10/26/2023	
902494-10-3	TYSON FOODS INC EQUITY			51,375,000	2,760,893	53.740	2,760,893	2,490,362		21,544		270,530		270,530		12/28/2023	
902653-10-4	UDR INC EQUITY			85,000	3,253	38.270	3,253	3,379		139		(39)		(39)		02/04/2021	
902685-10-6	UDEMY INC EQUITY			109,000	1,606	14.730	1,606	1,663				(58)		(58)		12/26/2023	
902973-30-4	US BANCORP EQUITY			51,398,000	2,224,505	43.280	2,224,505	1,975,338	25,185	85,749		489,337	364,628	124,709		06/08/2023	
90353T-10-0	UBER TECHNOLOGIES INC EQUITY			7,395,000	455,310	61.570	455,310	305,154				150,156		150,156		12/15/2023	
90364P-10-5	UIPATH INC EQUITY			1,070,000	26,568	24.830	26,568	16,358				10,210		10,210		10/26/2023	
90384S-30-3	ULTA BEAUTY INC EQUITY			185,000	90,635	489.920	90,635	63,829				10,637		10,637		10/26/2023	
90400D-10-8	ULTRAGENYX PHARMACEUTICAL INC EQUITY			249,000	11,905	47.810	11,905	8,600				3,304		3,304		10/26/2023	
907818-10-8	UNION PACIFIC CORP EQUITY			16,508,000	4,055,520	245.670	4,055,520	3,565,915				590,080		590,080		11/27/2023	
911312-10-6	UNITED PARCEL SERVICE INC EQUITY			23,036,000	3,622,181	157.240	3,622,181	4,315,982		149,273		(414,322)		(414,322)		02/15/2023	
911363-10-9	UNITED RENTALS INC EQUITY			713,000	408,827	573.390	408,827	304,171		1,286		102,317		102,317		09/21/2023	
91324P-10-2	UNITEDHEALTH GROUP INC EQUITY			5,504,000	2,898,076	526.540	2,898,076	2,862,958		22,038		48,537		48,537		12/28/2023	
91332U-10-1	UNITY SOFTWARE INC EQUITY			422,000	17,251	40.880	17,251	10,933				6,318		6,318		10/26/2023	
91347P-10-5	UNIVERSAL DISPLAY CORP EQUITY			78,000	14,918	191.260	14,918	11,304		27		3,615		3,615		10/26/2023	
918204-10-8	VF CORP EQUITY			9,945,000	186,867	18.790	186,867	254,422		8,739		(67,555)		(67,555)		05/08/2023	
918790-10-9	VAIL RESORTS INC EQUITY			14,000	2,987	213.330	2,987	3,202	29			(215)		(215)		12/13/2023	
91913Y-10-0	VALERO ENERGY CORP EQUITY			16,406,000	2,132,452	129.980	2,132,452	2,145,670		45,050		13,742		13,742		12/28/2023	
92047W-10-1	VALVOLINE INC EQUITY			251,000	9,428	37.560	9,428	7,528				1,899		1,899		10/27/2023	
922475-10-8	VEEVA SYSTEMS INC EQUITY			535,000	103,004	192.530	103,004	101,729				1,275		1,275		10/26/2023	
92343E-10-2	VERISIGN INC EQUITY			19,000	3,911	205.840	3,911	3,114				8		8		06/23/2022	
92343V-10-4	VERIZON COMMUNICATIONS INC EQUITY			250,366,000	9,436,295	37.690	9,436,295	11,723,006		615,216		(137,888)	192,372	(330,260)		07/11/2023	
92345Y-10-6	VERISK ANALYTICS INC EQUITY			529,000	126,357	238.860	126,357	102,873		492		21,868		21,868		10/26/2023	
92532F-10-0	VERTEX PHARMACEUTICALS INC EQUITY			2,203,000	896,357	406.880	896,357	753,019				144,125		144,125		10/27/2023	
92537N-10-8	VERTIV HOLDINGS CO EQUITY			113,000	5,426	48.020	5,426	5,486				(60)		(60)		12/13/2023	
925652-10-9	VICI PROPERTIES INC EQUITY			205,385,000	6,545,620	31.870	6,545,620	6,185,581	72,992	39,400		360,039		360,039		12/28/2023	
926400-10-2	VICTORIA'S SECRET & CO EQUITY			128,000	3,396	26.530	3,396	3,425				(29)		(29)		12/13/2023	
92826C-83-9	VISA INC EQUITY			11,079,000	2,886,633	260.550	2,886,633	2,498,536		9,618		349,055		349,055		12/28/2023	
928881-10-1	VONTIER CORP EQUITY			258,000	8,911	34.540	8,911	7,545				1,366		1,366		10/27/2023	
929160-10-9	VULCAN MATERIALS CO EQUITY			107,000	24,277	226.890	24,277	17,909		184		5,544		5,544		12/01/2022	
931427-10-8	WALGREENS BOOTS ALLIANCE INC EQUITY			7,440,000	194,333	26.120	194,333	260,812		14,285		(66,479)		(66,479)		01/05/2023	
94106L-10-9	WASTE MANAGEMENT INC EQUITY			1,353,000	242,512	179.240	242,512	228,893				27,035		27,035		10/26/2023	
941848-10-3	WATERS CORP EQUITY			217,000	71,404	329.050	71,404	59,376				5,625		5,625		10/26/2023	
942622-20-0	WATSCO INC EQUITY			31,000	13,303	429.120	13,303	10,624				2,679		2,679		10/26/2023	
94419L-10-1	WAYFAIR INC EQUITY			180,000	11,102	61.680	11,102	7,397				3,705		3,705		10/27/2023	
949746-10-1	WELLS FARGO & CO EQUITY			101,064,000	4,974,370	49.220	4,974,370	4,572,119		131,383		786,516		786,516		01/05/2023	
95058W-10-0	WENDY'S CO/THE EQUITY			662,000	12,896	19.480	12,896	12,662		166		233		233		10/26/2023	
955306-10-5	WEST PHARMACEUTICAL SERVICES INC EQUITY			274,000	96,484	352.130	96,484	84,670		146		21,514		21,514		10/26/2023	

ANNUAL STATEMENT FOR THE YEAR 2023 OF THE ZURICH AMERICAN INSURANCE COMPANY

SCHEDULE D - PART 2 - SECTION 2

Showing All COMMON STOCKS Owned December 31 of Current Year

1	2	Codes		5	6	Fair Value		9	Dividends			Change in Book/Adjusted Carrying Value				17	18
		3	4			7	8		10	11	12	13	14	15	16		
CUSIP Identification	Description	Code	Foreign	Number of Shares	Book/Adjusted Carrying Value	Rate Per Share Used to Obtain Fair Value	Fair Value	Actual Cost	Declared but Unpaid	Amount Received During Year	Nonadmitted Declared But Unpaid	Unrealized Valuation Increase/ (Decrease)	Current Year's Other-Than-Temporary Impairment Recognized	Total Change in Book/Adjusted Carrying Value (13 - 14)	Total Foreign Exchange Change in Book/Adjusted Carrying Value	Date Acquired	NAIC Designation, NAIC Designation Modifier and SVO Administrative Symbol
96208T-10-4	WEX INC EQUITY			72,000	14,008	194.550	14,008	11,959				2,049		2,049		10/26/2023	
962166-10-4	WEYERHAEUSER CO EQUITY			60,455,000	2,102,020	34.770	2,102,020	1,814,103		29,889		287,918		287,918		10/23/2023	
969904-10-1	WILLIAMS-SONOMA INC EQUITY			53,000	10,689	201.680	10,689	7,776				2,913		2,913		10/27/2023	
971378-10-4	WILLSCOT MOBILE MINI HOLDINGS COR EQUITY			200,000	8,900	44.500	8,900	7,644				1,257		1,257		10/26/2023	
974155-10-3	WINGSTOP INC EQUITY			111,000	28,481	256.590	28,481	19,323		24		9,159		9,159		10/26/2023	
98138H-10-1	WORKDAY INC EQUITY			762,000	210,350	276.050	210,350	159,031				51,320		51,320		12/15/2023	
983134-10-7	WYNN RESORTS LTD EQUITY			25,000	2,278	91.100	2,278	1,301				216		216		06/23/2022	
98389B-10-0	XCEL ENERGY INC EQUITY			15,131,000	936,609	61.900	936,609	1,048,702	7,868	23,604		(112,093)		(112,093)		01/05/2023	
98419M-10-0	XYLEM INC/NY EQUITY			106,000	12,123	114.370	12,123	9,535		119		1,139		1,139		05/25/2023	
98585X-10-4	YETI HOLDINGS INC EQUITY			323,000	16,725	51.780	16,725	13,336				3,389		3,389		10/26/2023	
988498-10-1	YUM! BRANDS INC EQUITY			914,000	119,387	130.620	119,387	112,229		1,638		5,309		5,309		10/26/2023	
989207-10-5	ZEBRA TECHNOLOGIES CORP EQUITY			35,000	9,567	273.350	9,567	10,410				593		593		06/23/2022	
98978V-10-3	ZOETIS INC EQUITY			1,713,000	338,180	197.420	338,180	281,887		1,767		78,931		78,931		10/26/2023	
98980F-10-4	ZOOMINFO TECHNOLOGIES INC EQUITY			593,000	10,965	18.490	10,965	9,196				1,769		1,769		10/26/2023	
98980G-10-2	ZSCALER INC EQUITY			323,000	71,564	221.560	71,564	49,941				21,622		21,622		10/26/2023	
G0176J-10-9	ALLEGION PLC EQUITY	C		304,000	38,511	126.680	38,511	29,482		396		7,404		7,404		10/26/2023	
G0250X-10-7	AMCOR PLC EQUITY	C		62,867,000	606,038	9.640	606,038	580,274		9,399		21,142		21,142		09/21/2023	
G0450A-10-5	ARCH CAPITAL GROUP LTD EQUITY	C		169,000	12,552	74.270	12,552	9,719				1,944		1,944		10/31/2022	
G1151C-10-1	ACCENTURE PLC EQUITY	C		5,254,000	1,844,679	351.100	1,844,679	1,636,411		9,691		246,015		246,015		10/26/2023	
G3223R-10-8	EVEREST GROUP LTD EQUITY	C		21,000	7,425	353.580	7,425	4,954		143		472		472		08/30/2019	
G3421J-10-6	FERGUSON PLC EQUITY	D		50,000	9,654	193.070	9,654	7,631				2,023		2,023		10/26/2023	
G3922B-10-7	GENPACT LTD EQUITY	C		224,000	7,775	34.710	7,775	4,434		31		341		341		10/27/2023	
G4705A-10-0	ICDN PLC EQUITY	C		45,000	12,730	282.880	12,730	10,826				1,904		1,904		10/26/2023	
G50871-10-5	JAZZ PHARMACEUTICALS PLC EQUITY	C		118,000	14,514	123.000	14,514	15,209				(695)		(695)		10/26/2023	
G54950-10-3	LINDE PLC EQUITY	C		169,000	69,344	410.320	69,344	48,862		862		14,220		14,220		03/03/2023	
G66721-10-4	NORWEGIAN CRUISE LINE HOLDINGS LT EQUITY	C		800,000	16,024	20.030	16,024	12,801				6,232		6,232		12/01/2022	
G6674U-10-8	NOVOCURE LTD EQUITY	C		578,000	8,630	14.930	8,630	7,204				1,425		1,425		10/27/2023	
G6683N-10-3	NU HOLDINGS LTD/CAYMAN ISLANDS EQUITY	C		5,837,000	48,564	8.320	48,564	46,681				1,882		1,882		10/26/2023	
G7496G-10-3	RENAISSANCE HOLDINGS LTD EQUITY	C		47,000	9,215	196.070	9,215	9,969		18		(754)		(754)		10/26/2023	
G76279-10-1	ROIVANT SCIENCES LTD EQUITY	C		1,223,000	13,734	11.230	13,734	10,344				3,391		3,391		10/26/2023	
G8994E-10-3	TRANE TECHNOLOGIES PLC EQUITY	C		2,571,000	627,247	243.970	627,247	572,570		2,141		52,394		52,394		12/28/2023	
G96629-10-3	WILLIS TOWERS WATSON PLC EQUITY	C		44,000	10,613	241.200	10,613	9,520	37	147		(148)		(148)		12/01/2022	
H1467J-10-4	CHUBB LTD EQUITY	C		16,288,000	3,681,251	226.010	3,681,251	3,284,923	14,008	14,008		396,328		396,328		08/14/2023	
H84989-10-4	TE CONNECTIVITY LTD EQUITY	C		5,187,000	729,033	140.550	729,033	732,651				6,121		(3,618)		07/11/2023	
J00882-12-6	AJINOMOTO CO INC EQUITY	B		48,100,000	1,851,730	38.498	1,851,730	825,834				425,245		425,245	(43,465)	12/05/2019	
J01176-11-4	ALPS ALPINE CO LTD EQUITY	B		175,800,000	1,526,417	8.683	1,526,417	1,655,625				118,921		118,921	96,839	08/01/2022	
J01218-10-6	AMADA CO LTD EQUITY	B		76,900,000	799,984	10.403	799,984	595,864				238,315		238,315	(40,140)	12/05/2022	
J01554-10-4	ANRITSU CORP EQUITY	B		156,500,000	1,509,823	9.647	1,509,823	1,177,818				186,578	142,643	43,935	27,487	12/28/2023	
J03234-15-0	ASICS CORP EQUITY	B		35,700,000	1,117,571	31.304	1,117,571	421,505				351,270		351,270	(22,308)	03/05/2020	
J06510-10-1	CHUBU ELECTRIC POWER CO INC EQUITY	B		138,100,000	1,779,026	12.882	1,779,026	1,541,731				472,126	182,461	289,665	64,068	10/07/2021	
J10038-11-5	DAIKIN INDUSTRIES LTD EQUITY	B		9,900,000	1,610,671	162.694	1,610,671	999,507		8,020		129,876		129,876	1,321	12/08/2023	
J12075-10-7	DENSO CORP EQUITY	B		40,500,000	609,496	15.049	609,496	323,389				125,268		125,268	(16,684)	03/13/2020	
J12432-22-5	DOWA HOLDINGS CO LTD EQUITY	B		20,100,000	733,021	36.469	733,021	651,010				136,783		136,783	(34,028)	03/05/2020	
J14208-10-2	FUJIFILM HOLDINGS CORP EQUITY	B		53,900,000	3,230,479	59.935	3,230,479	2,372,223				548,715		548,715	(101,140)	12/14/2023	
J15708-15-9	FUJITSU LTD EQUITY	B		13,600,000	2,050,079	150.741	2,050,079	962,304				291,754		291,754	(56,789)	08/01/2022	
J16422-13-1	FURUKAWA CO LTD EQUITY	B		30,200,000	407,465	13.492	407,465	333,168		9,420		126,994	6,597	120,397	(2,633)	10/07/2021	

E12.10

ANNUAL STATEMENT FOR THE YEAR 2023 OF THE ZURICH AMERICAN INSURANCE COMPANY

SCHEDULE D - PART 2 - SECTION 2

Showing All COMMON STOCKS Owned December 31 of Current Year

1	2	Codes		5	6	Fair Value		9	Dividends			Change in Book/Adjusted Carrying Value				17	18
		3	4			7	8		10	11	12	13	14	15	16		
CUSIP Identification	Description	Code	Foreign	Number of Shares	Book/Adjusted Carrying Value	Rate Per Share Used to Obtain Fair Value	Fair Value	Actual Cost	Declared but Unpaid	Amount Received During Year	Nonadmitted Declared But Unpaid	Unrealized Valuation Increase/ (Decrease)	Current Year's Other-Than-Temporary Impairment Recognized	Total Change in Book/Adjusted Carrying Value (13 - 14)	Total Foreign Exchange Change in Book/Adjusted Carrying Value	Date Acquired	NAIC Designation, NAIC Designation Modifier and SVO Administrative Symbol
J17129-10-7	FUKUOKA FINANCIAL GROUP INC EQUITY	B		21,900,000	515,924	23.558	515,924	373,027		15,420		38,491		38,491	(19,787)	10/07/2021	
J20454-11-2	HITACHI LTD EQUITY	B		61,600,000	4,430,895	71.930	4,430,895	1,857,310		61,141		1,414,291		1,414,291	(102,390)	04/23/2020	
J22302-11-1	HONDA MOTOR CO LTD EQUITY	B		93,300,000	967,613	10.371	967,613	806,015		29,458		296,010		296,010	(43,220)	03/05/2020	
J23059-11-6	IBIDEN CO LTD EQUITY	B		40,200,000	2,228,293	55.430	2,228,293	765,757		10,706		814,476		814,476	(40,292)	03/10/2020	
J2467E-10-1	INPEX CORP EQUITY	B		180,800,000	2,436,828	13.478	2,436,828	1,553,164		62,305		480,323		480,323	(50,444)	12/21/2023	
J24994-11-3	ISUZU MOTORS LTD EQUITY	B		95,200,000	1,224,018	12.857	1,224,018	961,962		52,181		158,406		158,406	(51,199)	09/17/2020	
J26945-10-5	JGC HOLDINGS CORP EQUITY	B		143,000,000	1,646,370	11.513	1,646,370	1,527,464		27,877		(111,284)		(111,284)	(65,125)	07/05/2023	
J27743-12-9	JAPAN STEEL WORKS LTD/THE EQUITY	B		81,700,000	1,418,751	17.365	1,418,751	1,447,576		28,834		(113,829)		(113,829)	(82,499)	05/15/2023	
J28000-10-9	JAPAN POST HOLDINGS CO LTD EQUITY	B		59,000,000	526,509	8.924	526,509	495,163		27,799		57,324		57,324	(26,991)	12/28/2017	
J28583-16-9	NIPPON PAPER INDUSTRIES CO LTD EQUITY	B		73,400,000	657,616	8.959	657,616	578,300				199,181	129,329	69,852	46,185	10/28/2022	
J28711-10-9	J FRONT RETAILING CO LTD EQUITY	B		168,600,000	1,530,877	9.080	1,530,877	1,364,490		33,933		66,368		66,368	(71,003)	04/13/2022	
J2887C-13-1	KADOKAWA CORP EQUITY	B		128,500,000	2,612,019	20.327	2,612,019	788,627		24,430		317,800		317,800	(42,745)	05/15/2020	
J2R14R-10-1	IWATANI CORP EQUITY	B		20,000,000	911,399	45.570	911,399	675,063		12,097		70,660		70,660	(35,879)	05/01/2020	
J30642-16-9	KAO CORP EQUITY	B		43,800,000	1,799,909	41.094	1,799,909	1,733,610				27,010		27,010	39,288	12/08/2023	
J31502-13-1	KAWASAKI HEAVY INDUSTRIES LTD EQUITY	B		114,300,000	2,527,294	22.111	2,527,294	1,842,820		55,407		(48,141)		(48,141)	(90,317)	08/18/2023	
J31843-10-5	KDDI CORP EQUITY	B		51,600,000	1,635,078	31.688	1,635,078	1,358,732		46,692		149,963		149,963	(72,232)	08/23/2019	
J330C4-10-9	KH NEOCHEM CO LTD EQUITY	B		59,600,000	959,298	16.096	959,298	919,201				(16,093)		(16,093)	56,190	12/19/2023	
J36662-13-8	KUBOTA CORP EQUITY	B		126,700,000	1,900,453	15.000	1,900,453	1,774,182		37,881		248,628		248,628	(92,972)	03/05/2020	
J36705-15-0	KUMAGAI GUMI CO LTD EQUITY	B		27,000,000	689,508	25.537	689,508	651,213		21,896		185,903	21,611	164,292	(13,472)	10/07/2021	
J3672R-10-1	K'S HOLDINGS CORP EQUITY	B		74,800,000	699,608	9.353	699,608	658,100		10,060		30,850		30,850	10,657	08/28/2023	
J38296-11-7	KYOWA KIRIN CO LTD EQUITY	B		85,500,000	1,435,006	16.784	1,435,006	913,703		30,077		(472,302)		(472,302)	(50,751)	01/09/2015	
J3923S-10-6	MACNICA HOLDINGS INC EQUITY	B		20,100,000	1,058,111	52.642	1,058,111	592,426		19,835		592,271		592,271	(13,528)	08/23/2019	
J39530-10-0	MAKINO MILLING MACHINE CO LTD EQUITY	B		22,800,000	946,158	41.498	946,158	654,620		22,045		233,442		233,442	(34,200)	06/26/2020	
J4150A-10-7	MAXELL LTD EQUITY	B		98,100,000	1,082,808	11.038	1,082,808	990,495		25,382		133,723		133,723	(61,892)	07/28/2022	
J41551-11-0	MAZDA MOTOR CORP EQUITY	B		128,100,000	1,382,592	10.793	1,382,592	869,560		40,885		452,075		452,075	(45,748)	10/07/2021	
J41594-10-2	MEIDENSHA CORP EQUITY	B		19,900,000	342,748	17.224	342,748	317,545		6,042		80,331		80,331	(19,777)	05/26/2022	
J42884-13-0	MINEBEA MITSUMI INC EQUITY	B		90,400,000	1,856,157	20.533	1,856,157	823,733		23,060		555,146		555,146	(48,094)	11/04/2022	
J43830-11-6	MITSUBISHI CORP EQUITY	B		144,900,000	2,310,668	15.947	2,310,668	1,111,224		64,106		789,808		789,808	(47,503)	10/16/2014	
J44002-17-8	MITSUBISHI HEAVY INDUSTRIES LTD EQUITY	B		20,800,000	1,214,771	58.402	1,214,771	601,458		19,857		423,109		423,109	(33,900)	10/07/2021	
J44046-10-0	MITSUBISHI CHEMICAL GROUP CORP EQUITY	B		240,300,000	1,469,379	6.115	1,469,379	1,432,479		48,545		297,240		297,240	(74,639)	10/05/2020	
J44497-10-5	MITSUBISHI UFJ FINANCIAL GROUP IN EQUITY	B		549,400,000	4,711,810	8.576	4,711,810	2,536,265		127,920		1,145,100		1,145,100	(134,968)	01/06/2021	
J44690-13-9	NETSCOUT SYSTEMS LTD EQUITY	B		72,800,000	2,729,803	37.497	2,729,803	983,312		74,804		655,674		655,674	(52,394)	06/08/2017	
J45013-13-3	NETSCOUT SYSTEMS LTD EQUITY	B		62,700,000	2,003,711	31.957	2,003,711	371,419		156,370		461,149		461,149	(19,346)	08/05/2020	
J4599L-10-2	MIZUHO FINANCIAL GROUP INC EQUITY	B		103,900,000	1,773,676	17.071	1,773,676	1,373,415		62,356		383,688		383,688	(72,344)	10/07/2021	
J46948-10-5	MUSASHI SEMIITSU INDUSTRY CO LTD EQUITY	B		65,600,000	701,278	10.690	701,278	624,367		10,775		(44,198)		(44,198)	(32,549)	06/22/2020	
J51699-10-6	NINTEENDO CO LTD EQUITY	B		109,000,000	5,682,345	52.132	5,682,345	1,125,178		140,317		1,168,546		1,168,546	(58,780)	10/16/2014	
J53247-11-0	NIPPON ELECTRIC GLASS CO LTD EQUITY	B		36,500,000	782,974	21.451	782,974	782,974		28,297		177,029		177,029	(42,843)	10/07/2021	
J55505-10-1	NSK LTD EQUITY	B		178,900,000	965,757	5.398	965,757	1,218,900		34,924		78,200	17,140	61,060	(46,304)	10/07/2021	
J56042-10-4	NISSUI CORP EQUITY	B		291,700,000	1,566,202	5.369	1,566,202	1,433,498		37,615		402,598	9,754	392,844	(38,829)	08/31/2021	
J56902-10-9	NISHIO HOLDINGS CO LTD EQUITY	B		42,000,000	1,218,556	29.013	1,218,556	949,839		31,059		286,445		286,445	(56,814)	07/22/2022	
J57547-10-1	NISSHA CO LTD EQUITY	B		98,000,000	1,022,614	10.435	1,022,614	1,249,615		37,659		(247,035)	61,528	(308,563)	(28,794)	11/11/2022	
J58364-11-8	NITTO BOSEKI CO LTD EQUITY	B		61,800,000	2,007,829	32.489	2,007,829	1,248,957		21,271		1,167,088		1,167,088	(72,034)	04/06/2023	
J58472-11-9	NITTO DENKO CORP EQUITY	B		27,100,000	2,023,318	74.661	2,023,318	1,621,994		41,617		522,163		522,163	(83,327)	07/27/2023	
J58646-10-0	NOMURA HOLDINGS INC EQUITY	B		328,300,000	1,482,553	4.516	1,482,553	1,457,090		40,739		336,949		336,949	(70,902)	06/09/2023	
J59396-10-1	NIPPON TELEGRAPH & TELEPHONE CORP EQUITY	B		1,644,600,000	2,005,437	1.219	2,005,437	1,489,004		42,334		151,905		151,905	(37,456)	10/12/2023	
J60772-10-0	OKI ELECTRIC INDUSTRY CO LTD EQUITY	B		96,600,000	622,894	6.448	622,894	571,597		12,119		276,280		276,280	85,015	03/25/2022	

ANNUAL STATEMENT FOR THE YEAR 2023 OF THE ZURICH AMERICAN INSURANCE COMPANY

SCHEDULE D - PART 2 - SECTION 2

Showing All COMMON STOCKS Owned December 31 of Current Year

1	2	Codes		5	6	Fair Value		9	Dividends			Change in Book/Adjusted Carrying Value				17	18
		3	4			7	8		10	11	12	13	14	15	16		
CUSIP Identification	Description	Code	Foreign	Number of Shares	Book/Adjusted Carrying Value	Rate Per Share Used to Obtain Fair Value	Fair Value	Actual Cost	Declared but Unpaid	Amount Received During Year	Nonadmitted Declared But Unpaid	Unrealized Valuation Increase/(Decrease)	Current Year's Other-Than-Temporary Impairment Recognized	Total Change in Book/Adjusted Carrying Value (13 - 14)	Total Foreign Exchange Change in Book/Adjusted Carrying Value	Date Acquired	NAIC Designation, NAIC Designation Modifier and SVO Administrative Symbol
J6354Y-10-4	PANASONIC HOLDINGS CORP EQUITY	B		196,200,000	1,938,755	9.882	1,938,755	1,802,122		41,008		387,013		387,013	(99,743)	07/29/2022	
J63653-10-9	PENTA-OCEAN CONSTRUCTION CO LTD EQUITY	B		297,800,000	1,668,456	5.603	1,668,456	945,777		44,834		324,923		324,923	(52,083)	11/10/2022	
J6448E-10-6	RESONA HOLDINGS INC EQUITY	B		241,700,000	1,225,901	5.072	1,225,901	834,714		33,820		(56,278)		(56,278)	(43,161)	01/06/2021	
J65328-12-2	ROHM CO LTD EQUITY	B		116,400,000	2,227,757	19.139	2,227,757	1,986,583		37,131		235,922		235,922	(108,954)	06/15/2022	
J65629-16-4	RYOBI LTD EQUITY	B		36,700,000	690,679	18.820	690,679	413,176		14,138		394,160		394,160	(22,417)	10/07/2021	
J68467-10-9	SANTEN PHARMACEUTICAL CO LTD EQUITY	B		148,900,000	1,481,921	9.952	1,481,921	1,359,517		14,476		180,492		180,492	(1,355)	12/15/2023	
J6991H-10-0	SBI HOLDINGS INC EQUITY	B		54,700,000	1,230,429	22.494	1,230,429	1,171,845		38,604		174,498		174,498	(22,519)	11/17/2023	
J69972-10-7	SECOM CO LTD EQUITY	B		11,400,000	816,769	71.646	816,769	825,388		13,906		210,890		210,890	(45,165)	10/07/2021	
J70300-11-9	SEIBU HOLDINGS INC EQUITY	B		62,400,000	864,268	13.850	864,268	700,323		12,695		222,180		222,180	(39,781)	10/07/2021	
J70703-13-7	SEKISUI CHEMICAL CO LTD EQUITY	B		121,900,000	1,755,818	14.404	1,755,818	1,678,785		30,507		69,757		69,757	(43,388)	12/22/2023	
J75886-10-1	SNOW PEAK INC EQUITY	B		102,900,000	674,466	6.555	674,466	566,381		7,545		(1,030,298)	86,554	(1,116,852)	(23,944)	02/24/2023	
J7596P-10-9	SOFTBANK GROUP CORP EQUITY	B		41,600,000	1,853,215	44.548	1,853,215	1,322,732		11,860		140,343	74,783	65,560	10,031	03/15/2022	
J76379-10-6	SONY GROUP CORP EQUITY	B		77,600,000	7,357,047	94.807	7,357,047	1,327,501		40,243		1,524,301		1,524,301	(69,471)	10/16/2014	
J76637-11-5	STANLEY ELECTRIC CO LTD EQUITY	B		62,500,000	1,176,002	18.816	1,176,002	1,071,375		20,947		46,036		46,036	(68,653)	07/29/2022	
J77454-12-2	SUMITOMO FORESTRY CO LTD EQUITY	B		54,700,000	1,627,767	29.758	1,627,767	562,188		44,196		689,837		689,837	(29,387)	10/16/2014	
J77712-18-0	SUMITOMO METAL MINING CO LTD EQUITY	B		65,800,000	1,978,619	30.070	1,978,619	1,629,972		64,360		(278,625)		(278,625)	(92,198)	03/16/2023	
J7771X-10-9	SUMITOMO MITSUI FINANCIAL GROUP I EQUITY	B		70,100,000	3,409,272	48.634	3,409,272	2,339,190		116,346		723,931		723,931	(123,009)	10/07/2021	
J7863E-10-0	SWCC CORP EQUITY	B		40,300,000	814,461	20.210	814,461	553,651		16,529		302,513		302,513	(41,703)	04/26/2023	
J79002-10-1	TADANO LTD EQUITY	B		88,500,000	739,226	8.353	739,226	758,111		6,965		139,717	76,611	63,106	60,709	10/07/2021	
J79389-10-2	TAIKISHA LTD EQUITY	B		34,000,000	980,420	28.836	980,420	931,640		26,244		172,897		172,897	(51,046)	03/31/2022	
J77445-10-0	SHIP HEALTHCARE HOLDINGS INC EQUITY	B		27,100,000	462,720	17.075	462,720	433,557		37,333		24,349		24,349	4,814	12/26/2023	
J80206-11-3	TAIYO YUDEN CO LTD EQUITY	B		37,100,000	980,332	26.424	980,332	937,097				(10,982)		(10,982)	54,216	12/08/2023	
J8129E-10-8	TAKEDA PHARMACEUTICAL CO LTD EQUITY	B		46,500,000	1,336,251	28.737	1,336,251	1,478,434		54,859		(107,908)	78,966	(186,874)	73,861	10/07/2021	
J82141-13-6	TDK CORP EQUITY	B		33,400,000	1,588,850	47.570	1,588,850	628,218		23,683		529,153		529,153	(35,734)	05/18/2016	
J90741-13-3	TOYODO CO LTD EQUITY	B		50,800,000	379,819	7.477	379,819	368,067		12,693		108,614	187,136	(78,522)	73,885	10/07/2021	
J91128-10-8	TOYODA GOSEI CO LTD EQUITY	B		58,400,000	1,092,435	18.706	1,092,435	1,225,827		25,428		249,072		249,072	(65,826)	10/07/2021	
J92676-11-3	TOYOTA MOTOR CORP EQUITY	B		315,800,000	5,792,012	18.341	5,792,012	3,691,807		124,435		1,561,583		1,561,583	(170,961)	06/13/2023	
J92719-11-1	TOYOTA TSUSHO CORP EQUITY	B		26,100,000	1,533,005	58.736	1,533,005	620,597		37,333		594,840		594,840	(32,368)	04/28/2023	
J92991-10-8	TRUSCO NAKAYAMA CORP EQUITY	B		29,000,000	502,567	17.330	502,567	422,246		7,776		83,472		83,472	(29,380)	02/03/2023	
J93407-12-0	TSUMURA & CO EQUITY	B		22,700,000	427,205	18.820	427,205	489,967		9,738		(45,845)		(45,845)	(25,636)	10/16/2014	
J9426H-10-9	UNITED ARROWS LTD EQUITY	B		1,391,845	1,391,845	13.357	1,391,845	1,454,303		29,835		(14,324)		(14,324)	(50,497)	09/28/2023	
J9467Z-10-9	WACOM CO LTD EQUITY	B		179,500,000	832,751	4.639	832,751	1,116,155		23,134		93,169	5,602	87,567	(58,416)	02/10/2023	
J9894K-10-5	LY CORP EQUITY	B		429,200,000	1,517,741	3.536	1,517,741	1,456,849		9,667		348,075		348,075	(45,589)	12/19/2023	
L44385-10-9	GLOBANT SA EQUITY	C		152,000	36,152	237.840	36,152	25,624				10,528		10,528		10/26/2023	
L8681T-10-2	SPOTIFY TECHNOLOGY SA EQUITY	C		7,316,000	1,374,750	187.910	1,374,750	1,410,537				(35,788)		(35,788)		12/26/2023	
N14506-10-4	ELASTIC NV EQUITY	C		288,000	32,440	112.640	32,440	21,596				10,844		10,844		10/26/2023	
N63745-10-0	LYONDELLBASELL INDUSTRIES NV EQUITY	C		35,984,000	3,419,919	95.040	3,419,919	3,181,118		69,709		140,133		140,133		12/28/2023	
N6596X-10-9	NXP SEMICONDUCTORS NV EQUITY	C		262,000	30,992	129.460	30,992	11,895	2,879							10/23/2023	
V7780T-10-3	ROYAL CARIBBEAN CRUISES LTD EQUITY	C		262,000	30,992	129.460	30,992	11,895				20,970		20,970		12/01/2022	
5019999999. Subtotal - Common Stock - Industrial and Miscellaneous (Unaffiliated) Publicly Traded					665,522,118	XXX	665,522,118	603,296,091	647,013	13,483,413		55,699,145	5,129,725	50,569,420	(3,283,288)	XXX	XXX
31338*-10-8	FHLB Capital B2 Stock - Private	RF		21,672,000	2,167,200	100.000	2,167,200	2,167,200	32,775	125,859						04/19/2023	
31338*-10-8	FHLB Capital B2 Stock - Private			1,000,000	1,000,000	100.000	1,000,000	1,000,000	15,123	58,428						04/19/2023	
990083-11-6	Qlik Technologies			9,400,000	22,266,664	2.369	22,266,664	9,400,000				1,000,000		1,000,000		12/01/2021	
5029999999. Subtotal - Common Stock - Industrial and Miscellaneous (Unaffiliated) Other					25,433,864	XXX	25,433,864	12,567,200	47,898	184,287		1,000,000		1,000,000		XXX	XXX

E12.12

ANNUAL STATEMENT FOR THE YEAR 2023 OF THE ZURICH AMERICAN INSURANCE COMPANY

SCHEDULE D - PART 2 - SECTION 2

Showing All COMMON STOCKS Owned December 31 of Current Year

1	2	Codes		5	6	Fair Value		9	Dividends			Change in Book/Adjusted Carrying Value				17	18
		3	4			7	8		10	11	12	13	14	15	16		
CUSIP Identification	Description	Code	Foreign	Number of Shares	Book/Adjusted Carrying Value	Rate Per Share Used to Obtain Fair Value	Fair Value	Actual Cost	Declared but Unpaid	Amount Received During Year	Nonadmitted Declared But Unpaid	Unrealized Valuation Increase/ (Decrease)	Current Year's Other-Than-Temporary Impairment Recognized	Total Change in Book/Adjusted Carrying Value (13 - 14)	Total Foreign Exchange Change in Book/Adjusted Carrying Value	Date Acquired	NAIC Designation, NAIC Designation Modifier and SVO Administrative Symbol
5109999999	Total - Common Stock - Industrial and Miscellaneous (Unaffiliated)				690,955,982	XXX	690,955,982	615,863,291	694,911	13,667,700		56,699,145	5,129,725	51,569,420	(3,283,288)	XXX	XXX
233203-37-1	DFA INTERNATIONAL CORE EOTY FUND			10,609,877.182	162,543,318	15.320	162,543,318	152,896,523		5,313,929		18,789,931		18,789,931		12/11/2023	
5329999999	Subtotal - Common Stocks - Mutual Funds - Designations Not Assigned by the SVO				162,543,318	XXX	162,543,318	152,896,523		5,313,929		18,789,931		18,789,931		XXX	XXX
5409999999	Total - Common Stocks - Mutual Funds				162,543,318	XXX	162,543,318	152,896,523		5,313,929		18,789,931		18,789,931		XXX	XXX
5609999999	Total - Common Stocks - Unit Investment Trusts					XXX										XXX	XXX
5809999999	Total - Common Stocks - Closed-End Funds					XXX										XXX	XXX
92206C-68-0	VANGUARD RUSSELL 1000 GROWTH FUND			6,403.000	499,434	78.000	499,434	449,027	810			50,407		50,407		12/26/2023	
5819999999	Subtotal - Common Stocks - Exchange Traded Funds				499,434	XXX	499,434	449,027	810			50,407		50,407		XXX	XXX
02641*-10-1	AMERICAN GUARANTEE & LIABILITY INS CO			6,636.000	181,201,787	27,305.875	181,201,787	93,520,576		4,000,000		(334,026)		(334,026)		12/29/1998	
29173*-10-0	EMPIRE INDEMNITY INSURANCE CO			500,000.000	55,060,361	110.121	55,060,361	60,223,823		1,500,000		709,108		709,108		08/16/2000	
291677*-10-2	EMPIRE FIRE & MARINE INSURANCE CO			2,000,000.000	38,497,903	19.249	38,497,903	117,951,901		24,000,000		(874,409)		(874,409)		01/01/1999	
31578*-10-7	FIDELITY & DEPOSIT COMPANY OF MARYLAND			2,000,000.000	220,634,640	110.317	220,634,640	269,279,474		8,500,000		(20,232,887)		(20,232,887)		01/01/1999	
79374*-10-2	STEADFAST INSURANCE COMPANY			4,100.000	503,219,077	122,736.360	503,219,077	517,873,172		3,000,000		1,284,995		1,284,995		01/01/1999	
91400*-10-5	UNIVERSAL UNDERWRITERS INSURANCE CO			49,869.000	353,558,618	7,089.748	353,558,618	414,257,153		19,000,000		21,122,666		21,122,666		01/01/1999	
78168*-10-0	RURAL COMMUNITY INSURANCE COMPANY			60,000.000	275,759,338	4,595.989	275,759,338	687,717,671				(61,020,844)		(61,020,844)		03/31/2016	
847428-10-5	SPECIAL INSURANCE SERVICES, INC			50,000.000	2,849,461	56.989	2,849,461	9,311,578				(2,792,605)	1,627,310	(4,419,916)		01/03/2022	
990000-08-2	ZURICH E&S INS BROKERAGE INC			10,000.000	2,076,206	207.621	2,076,206	22,066				75,603		75,603		05/26/2000	
5929999999	Subtotal - Common Stock - Parent, Subsidiaries and Affiliates Other				1,632,857,391	XXX	1,632,857,391	2,170,157,415		60,000,000		(62,062,400)	1,627,310	(63,689,710)		XXX	XXX
5979999999	Total - Common Stocks - Parent, Subsidiaries and Affiliates				1,632,857,391	XXX	1,632,857,391	2,170,157,415		60,000,000		(62,062,400)	1,627,310	(63,689,710)		XXX	XXX
5989999999	Total Common Stocks				2,486,856,125	XXX	2,486,856,125	2,939,366,256	695,721	78,981,629		13,477,083	6,757,035	6,720,048	(3,283,288)	XXX	XXX
5999999999	Total Preferred and Common Stocks				2,492,856,125	XXX	2,492,856,125	2,945,366,256	695,721	78,981,629		13,477,083	6,757,035	6,720,048	(3,283,288)	XXX	XXX

1. Line Book/Adjusted Carrying Value by NAIC Designation Category Footnote:

Number	1A	1A ..\$	1B	1B ..\$	1C	1C ..\$	1D	1D ..\$	1E	1E ..\$	1F	1F ..\$	1G	1G ..\$
	1B	2A ..\$	2B	2B ..\$	2C	2C ..\$								
	1C	3A ..\$	3B	3B ..\$	3C	3C ..\$								
	1D	4A ..\$	4B	4B ..\$	4C	4C ..\$								
	1E	5A ..\$	5B	5B ..\$	5C	5C ..\$								
	1F	6	6 ..\$											

E12.13

ANNUAL STATEMENT FOR THE YEAR 2023 OF THE ZURICH AMERICAN INSURANCE COMPANY

SCHEDULE D - PART 3

Showing All Long-Term Bonds and Stocks ACQUIRED During Current Year

1	2	3	4	5	6	7	8	9
CUSIP Identification	Description	Foreign	Date Acquired	Name of Vendor	Number of Shares of Stock	Actual Cost	Par Value	Paid for Accrued Interest and Dividends
3618AG-UL-1	GNSF POOL CR2387		04/25/2023	PERSHING LLC		1,857,919	1,756,897	7,906
38383D-CM-8	GNR 2021-196 Z 2 11/20/2051 CMO		12/01/2023	Capitalized Interest		309,391	309,391	
912810-RD-2	US TREASURY N/B 3.75 11/15/2043		03/31/2023	VARIOUS		10,772,656	11,000,000	127,935
912810-SQ-2	US TREASURY N/B 1.125 08/15/2040		10/12/2023	WELLS FARGO SECURITIES LLC		3,050,803	5,500,000	9,920
912810-TM-0	US TREASURY N/B 4 11/15/2042		01/20/2023	SG AMERICAS SECURITIES LLC		5,146,484	5,000,000	38,122
912810-TQ-1	US TREASURY N/B 3.875 02/15/2043		05/18/2023	MERRILL LYNCH PIERCE FENNER & SMITH INC		4,908,008	5,000,000	49,776
91282C-AE-1	US TREASURY N/B 0.625 08/15/2030		07/31/2023	VARIOUS		14,666,620	18,400,000	46,233
91282C-CY-5	US TREASURY N/B 1.25 09/30/2028		09/11/2023	CITADEL SECURITIES LLC		1,284,614	1,500,000	8,453
91282C-FV-8	US TREASURY N/B 4.125 11/15/2032		05/30/2023	VARIOUS		51,638,982	50,027,000	89,979
91282C-FW-6	US TREASURY N/B 4.5 11/15/2025		01/04/2023	JP MORGAN SECURITIES LLC		51,916,394	51,440,000	326,118
91282C-FZ-9	US TREASURY N/B 3.875 11/30/2027		03/06/2023	HSBC SECURITIES USA INC		1,304,808	1,330,000	13,734
91282C-GD-7	US TREASURY N/B 4.25 12/31/2024		02/02/2023	CITADEL SECURITIES LLC		47,403,627	47,300,000	188,808
91282C-GL-9	US TREASURY N/B 4 02/15/2026		04/03/2023	WELLS FARGO SECURITIES LLC		84,996,998	84,518,000	448,272
91282C-GM-7	US TREASURY N/B 3.5 02/15/2033		08/22/2023	Citigroup Global Markets Inc.		5,598,281	6,000,000	4,565
91282C-GR-6	US TREASURY N/B 4.625 03/15/2026		05/30/2023	VARIOUS		75,796,323	74,406,500	422,911
91282C-HM-6	US TREASURY N/B 4.5 07/15/2026		07/24/2023	JP MORGAN SECURITIES LLC		67,113	67,000	82
91282C-HQ-7	US TREASURY N/B 4.125 07/31/2028		09/08/2023	VARIOUS		68,264,730	69,000,000	134,287
91282C-JA-0	US TREASURY N/B 4.625 09/30/2028		10/10/2023	CITADEL SECURITIES LLC		52,954,653	52,940,000	73,588
91282C-JF-9	US TREASURY N/B 4.875 10/31/2028		11/06/2023	VARIOUS		50,212,894	50,075,000	13,463
91282C-JP-7	US TREASURY N/B 4.375 12/15/2026		12/26/2023	UNITED STATES TREASURY NOTE/BOND		29,241	29,000	42
0109999999. Subtotal - Bonds - U.S. Governments						532,180,539	535,598,788	2,004,194
045167-EJ-8	ASIAN DEVELOPMENT BANK 3.125 09/26/2028	D	12/22/2023	WELLS FARGO SECURITIES LLC		8,186,910	8,500,000	67,144
298785-JA-5	EUROPEAN INVESTMENT BAN 1.625 10/09/2029	D	12/22/2023	CIBC WORLD MARKETS CORP		2,205,500	2,500,000	8,802
298785-JE-7	EUROPEAN INVESTMENT BAN 0.875 05/17/2030	D	12/22/2023	Citigroup Global Markets Inc.		3,307,000	4,000,000	3,889
298785-JV-9	EUROPEAN INVESTMENT BANK 3.75 02/14/2033	D	12/22/2023	BNP PARIBAS SECURITIES CORP		5,899,250	6,000,000	83,125
459058-KA-0	INTL BK RECON & DEVELOP 1.625 11/03/2031	D	10/03/2023	VARIOUS		12,799,352	15,320,000	108,839
45906M-3R-0	INTL BK RECON & DEVELOP 3.625 02/03/2028	D	01/27/2023	WELLS FARGO SECURITIES LLC		9,968,754	10,000,000	
0309999999. Subtotal - Bonds - All Other Governments						42,366,766	46,320,000	271,799
13063D-3R-7	CALIFORNIA ST 6 03/01/2033		03/09/2023	WELLS FARGO SECURITIES LLC		4,328,680	4,000,000	
419792-N2-8	HAWAII ST 5.071 10/01/2035		12/07/2023	MORGAN STANLEY & CO LLC		7,000,000	7,000,000	
924258-3K-0	VERMONT ST 3 02/15/2037		09/19/2023	PERSHING LLC		2,778,883	3,195,000	9,585
924258-3L-8	VERMONT ST 3 02/15/2038		09/19/2023	PERSHING LLC		2,626,450	3,075,000	9,225
0509999999. Subtotal - Bonds - U.S. States, Territories and Possessions						16,734,013	17,270,000	18,810
052430-VY-8	AUSTIN TX INDEP SCH DIST 5 08/01/2039		01/19/2023	JEFFERIES LLC		1,742,550	1,500,000	
232769-MK-2	CYPRESS-FAIRBANKS TX INDEP 5 02/15/2041		04/19/2023	JEFFERIES LLC		11,282,100	10,000,000	
235219-VF-6	DALLAS TX 5 02/15/2039		05/10/2023	JP MORGAN SECURITIES LLC		2,911,514	2,560,000	
235219-VG-4	DALLAS TX 5 02/15/2040		05/10/2023	JP MORGAN SECURITIES LLC		3,103,293	2,750,000	
249002-MB-9	DENTON TX INDEP SCH DIST 5 08/15/2048		07/12/2023	PERSHING LLC		2,160,240	2,000,000	
478740-XC-2	JOHNSON CNTY KS UNIF SCH DI 4 10/01/2043		02/09/2023	STIFEL NICOLAUS & CO INC		2,508,500	2,500,000	
528815-JM-6	LEWISVILLE TX 2.75 02/15/2037		06/27/2023	JP MORGAN SECURITIES LLC		1,552,462	1,805,000	18,476
528815-JP-9	LEWISVILLE TX 2.75 02/15/2039		06/27/2023	JP MORGAN SECURITIES LLC		1,587,153	1,910,000	19,551
528815-JQ-7	LEWISVILLE TX 2.75 02/15/2040		06/27/2023	JP MORGAN SECURITIES LLC		1,609,866	1,965,000	20,114
528815-JR-5	LEWISVILLE TX 2.75 02/15/2041		06/27/2023	JP MORGAN SECURITIES LLC		1,609,067	1,995,000	20,421
59333F-VE-7	MIAMI-DADE CNTY FL 4 07/01/2042		05/02/2023	BARCLAYS CAPITAL SECURITIES INC.		1,991,940	2,000,000	27,333
602409-PP-3	MILWAUKEE WI MET SEWERAGE D 4 10/01/2043		05/03/2023	Citigroup Global Markets Inc.		999,960	1,000,000	
944097-ZH-0	WAXAHACHIE TX INDEP SCH DIS 5 02/15/2048		07/13/2023	JEFFERIES LLC		3,261,060	3,000,000	10,000
949232-EX-6	WELD CNTY CO SCH DIST #RE-4 5 12/01/2040		01/25/2023	RBC CAPITAL MARKETS LLC		3,681,458	3,220,000	
0709999999. Subtotal - Bonds - U.S. Political Subdivisions of States, Territories and Possessions						40,001,163	38,205,000	115,895
01179R-4G-5	ALASKA ST MUNI BOND BANK AU 5 12/01/2042		02/01/2023	JEFFERIES LLC		1,464,774	1,375,000	
052414-VS-5	AUSTIN TX ELEC UTILITY SYS 5 11/15/2048		04/20/2023	BARCLAYS CAPITAL SECURITIES INC.		3,552,543	3,250,000	
13077D-TN-2	CALIFORNIA ST UNIV REVEN 5.06 11/01/2036		07/20/2023	BARCLAYS CAPITAL SECURITIES INC.		3,000,000	3,000,000	
23503C-CG-0	DALLAS-FORT WORTH TX IN 4.995 11/01/2042		07/20/2023	PERSHING LLC		3,248,080	3,250,000	
25477G-VI-2	DIST OF COLUMBIA INCOME TAX 5 05/01/2039		11/15/2023	Citigroup Global Markets Inc.		4,752,997	4,350,000	
29270C-5L-5	ENERGY N W IA ELEC REVENUE 5 07/01/2039		05/03/2023	JP MORGAN SECURITIES LLC		4,579,120	4,000,000	
3132DM-XS-9	FNCL POOL SD0700		04/20/2023	STONEX GROUP INC		5,737,356	6,786,006	7,540

E13

ANNUAL STATEMENT FOR THE YEAR 2023 OF THE ZURICH AMERICAN INSURANCE COMPANY

SCHEDULE D - PART 3

Showing All Long-Term Bonds and Stocks ACQUIRED During Current Year

1 CUSIP Identification	2 Description	3 Foreign	4 Date Acquired	5 Name of Vendor	6 Number of Shares of Stock	7 Actual Cost	8 Par Value	9 Paid for Accrued Interest and Dividends
3132E0-DL-3	FNCL POOL SD3707		10/25/2023	MIZUHO SECURITIES USA LLC		2,486,171	2,462,698	5,336
3132WV-AB-7	FR POOL WA1630		01/24/2023	INDUSTRIAL AND COMMERCIAL BANK OF CHINA		2,908,934	2,876,350	8,621
3133KP-ZA-9	FNCL POOL RA7937		02/24/2023	BMO CAPITAL MARKETS CORP		4,905,964	4,998,117	8,330
3133KQ-WU-6	FNCL POOL RA8759		03/02/2023	STONEX GROUP INC		7,537,500	7,500,000	13,750
3137BA-WH-1	FHR 4340 UZ 3.5 05/15/2042 CMO		12/01/2023	Capitalized Interest		128,089	128,089	
3137BA-YY-2	FHR 4336 GZ 3.5 02/15/2053 CMO		12/01/2023	Capitalized Interest		47,790	47,790	
3137BC-3K-2	FHR 4361 AZ 3.5 07/15/2044 CMO		12/01/2023	Capitalized Interest		190,656	190,656	
3137BC-6U-7	FHR 4361 WZ 3.5 05/15/2044 CMO		12/01/2023	Capitalized Interest		72,176	72,176	
3137H9-UD-9	FHMS K-154 A2 4.35 01/25/2033 CMBS		04/03/2023	MERRILL LYNCH PIERCE FENNER & SMITH INC		2,056,570	2,000,000	967
3140M5-PP-4	FNCL POOL BU4029		06/22/2023	MERRILL LYNCH PIERCE FENNER & SMITH INC		3,683,633	3,739,729	6,233
3140QQ-LV-5	FNCL POOL CB4839		08/15/2023	WELLS FARGO SECURITIES LLC		4,643,238	4,719,187	9,373
3140QQ-UR-4	FNCL POOL CB5091		09/08/2023	TD SECURITIES USA LLC		3,066,134	3,021,752	6,547
3140QQ-VZ-5	FNCL POOL CB5131		06/07/2023	MIZUHO SECURITIES USA LLC		2,817,972	2,862,247	4,770
3140XJ-L9-2	FNCL POOL FS3051		01/10/2023	MORGAN STANLEY & CO LLC		2,480,347	2,413,229	3,687
3140XK-2S-8	FNCL POOL FS4384		05/23/2023	BNP PARIBAS SA/AUSTRALIA		3,956,144	3,979,149	13,816
3140XK-AR-1	FNCL POOL FS3615		01/20/2023	MORGAN STANLEY & CO LLC		3,112,902	3,516,783	2,931
3407AM-Z3-8	FLORIDA ST HSG FIN CORP R 6.5 01/01/2055		10/06/2023	Citigroup Global Markets Inc.		4,078,360	4,000,000	
35563P-K7-3	SOFT 2023-1 MT 3 10/25/2062 WHOLE LOAN		08/02/2023	Citigroup Global Markets Inc.		3,604,987	4,300,987	13,975
36005F-JS-5	FULTON CNTY GA DEV AUTH 3.471 10/01/2042		02/10/2023	MERRILL LYNCH PIERCE FENNER & SMITH INC		3,870,550	5,000,000	64,117
39081J-FT-0	GREAT LAKES MI WTR AUTH WTR 5 07/01/2037		11/15/2023	Fidelity Capital Markets		1,632,390	1,500,000	
407272-W2-5	HAMILTON CNTY OH HOSP FACS 5 11/15/2049		04/12/2023	WELLS FARGO SECURITIES LLC		2,311,060	2,000,000	41,389
452252-QB-8	ILLINOIS ST TOLL HIGHWAY 5.25 01/01/2043		04/27/2023	MERRILL LYNCH PIERCE FENNER & SMITH INC		2,817,750	2,500,000	
452252-QD-4	ILLINOIS ST TOLL HIGHWAY 5.25 01/01/2045		04/27/2023	MERRILL LYNCH PIERCE FENNER & SMITH INC		2,802,050	2,500,000	
47770V-BR-0	JOBSCHIO BEVERAGE SYS S 4.433 01/01/2033		01/19/2023	Citigroup Global Markets Inc.		5,000,000	5,000,000	
51166F-FX-2	LAKELAND FL ENERGY SYS REVE 5 10/01/2048		04/11/2023	WELLS FARGO SECURITIES LLC		2,367,540	2,000,000	3,333
56035D-FC-1	MAIN STREET NATURAL GAS 1 VAR 07/01/2053		02/03/2023	RBC CAPITAL MARKETS LLC		1,080,480	1,000,000	
57587G-B2-0	MASSACHUSETTS ST HSG FIN 6.5 12/01/2052		10/20/2023	MORGAN STANLEY & CO LLC		5,036,800	5,000,000	
592029-CL-4	MET GOVT NASHVILLE & DAV 5.25 05/01/2048		08/24/2023	SUNTRUST ROBINSON HUMPHREY INC		2,619,550	2,500,000	
59335K-FB-8	MIAMI-DADE CNTY FL SEAPO 5.25 10/01/2052		01/19/2023	RAYMOND JAMES & ASSOCIATES INC		1,067,880	1,000,000	
60528A-BL-7	MISSISSIPPI ST BUSINESS F VAR 12/01/2030		10/18/2023	MERRILL LYNCH PIERCE FENNER & SMITH INC		8,000,000	8,000,000	10,746
62620H-HM-7	MUNI ELEC AUTH OF GA 5 07/01/2048		01/13/2023	GOLDMAN SACHS & CO LLC		2,109,000	2,000,000	
647201-ZU-9	NEW MEXICO ST MTGE FIN AU 6.5 09/01/2054		10/20/2023	RBC CAPITAL MARKETS LLC		2,263,933	2,125,000	
64966W-ED-5	NEW YORK CITY NY HSG DEV 2.8 02/01/2050		08/07/2023	WELLS FARGO SECURITIES LLC		6,857,800	10,000,000	6,222
64971X-8E-1	NEW YORK CITY NY TRANSITION 5 05/01/2044		07/20/2023	JP MORGAN SECURITIES LLC		2,218,200	2,000,000	
650009-S6-1	NEW YORK ST THRUWAY AUTH 3.5 01/01/2042		09/12/2023	Citigroup Global Markets Inc.		4,345,862	5,415,000	38,431
65000X-BN-9	NEW YORK ST PIHR AUTH GRE 5.25 11/15/2039		10/25/2023	GOLDMAN SACHS & CO LLC		426,260	400,000	
66285W-YA-8	N TX TOLLWAY AUTH REVENU 4.25 01/01/2049		04/25/2023	MERRILL LYNCH PIERCE FENNER & SMITH INC		1,975,240	2,000,000	27,389
70879Q-UM-3	PENNSYLVANIA ST HSG FIN 6.25 10/01/2053		10/25/2023	WELLS FARGO SECURITIES LLC		5,248,500	5,000,000	
709225-HC-3	PENNSYLVANIA ST TURNPIKE CO 5 12/01/2040		03/08/2023	MERRILL LYNCH PIERCE FENNER & SMITH INC		1,076,120	1,000,000	
709225-JA-5	PENNSYLVANIA ST TURNPIKE CO 5 12/01/2048		08/23/2023	PNC CAPITAL MARKETS LLC		10,497,800	10,000,000	
734262-GV-4	PORT HOUSTON TX AUTH 5 10/01/2048		08/09/2023	MORGAN STANLEY & CO LLC		6,304,887	5,905,000	
73474T-AT-7	PORT OF MORROW OR TRANS 2.543 09/01/2040		09/14/2023	JP MORGAN SECURITIES LLC		4,011,825	5,630,000	6,761
795576-HB-0	SALT LAKE CITY UT ARPT R 5.25 07/01/2048		07/20/2023	MERRILL LYNCH PIERCE FENNER & SMITH INC		2,243,117	2,075,000	
842469-AN-8	STHRN CALIFORNIA ST PUBLIC 5 07/01/2037		04/20/2023	WELLS FARGO SECURITIES LLC		5,875,050	5,000,000	
882667-CG-1	TEXAS ST PRIV ACTIVITY 5.375 06/30/2038		11/08/2023	BARCLAYS CAPITAL SECURITIES INC.		1,699,187	1,650,000	
882667-CH-9	TEXAS ST PRIV ACTIVITY 5.375 06/30/2039		11/08/2023	BARCLAYS CAPITAL SECURITIES INC.		2,057,080	2,000,000	
88283K-AU-2	TEXAS ST TRANSPRTN COMMISS 5 08/15/2031		10/25/2023	BARCLAYS CAPITAL SECURITIES INC.		1,237,188	1,250,000	12,500
91412H-NH-9	UNIV OF CALIFORNIA CA R 4.693 05/15/2033		02/16/2023	MORGAN STANLEY & CO LLC		3,000,000	3,000,000	
914455-HE-3	UNIV OF MICHIGAN MI VAR 04/01/2028		10/18/2023	MERRILL LYNCH PIERCE FENNER & SMITH INC		2,000,000	2,000,000	2,917
917437-FP-5	UTAH HSG CORP SF MTGE RE 6.25 01/01/2054		12/01/2023	JEFFERIES LLC		7,605,750	7,500,000	
977100-HH-9	WISCONSIN ST GEN FUND A 4.346 05/01/2029		01/25/2023	JEFFERIES LLC		4,000,000	4,000,000	
090999999. Subtotal - Bonds - U.S. Special Revenues						193,771,286	196,788,958	319,681
00253X-AA-9	AMERICAN AIRLINES/AADVAN 5.5 04/20/2026		05/02/2023	VARIOUS		975,091	995,000	8,737
004498-AB-7	ACI WORLDWIDE INC 5.75 08/15/2026		02/28/2023	JEFFERIES LLC		126,237	130,000	353
005095-AA-2	ACUSHNET CO 7.375 10/15/2028		09/27/2023	VARIOUS		138,000	138,000	

ANNUAL STATEMENT FOR THE YEAR 2023 OF THE ZURICH AMERICAN INSURANCE COMPANY

SCHEDULE D - PART 3

Showing All Long-Term Bonds and Stocks ACQUIRED During Current Year

1	2	3	4	5	6	7	8	9
CUSIP Identification	Description	Foreign	Date Acquired	Name of Vendor	Number of Shares of Stock	Actual Cost	Par Value	Paid for Accrued Interest and Dividends
00687Y-AB-1	ADIENT GLOBAL HOLDINGS 7 04/15/2028	D	03/07/2023	VARIOUS		292,075	292,000	
00687Y-AC-9	ADIENT GLOBAL HOLDINGS 8.25 04/15/2031	D	02/28/2023	MERRILL LYNCH PIERCE FENNER & SMITH INC		297,000	297,000	
00774M-BC-8	AERCAP IRELAND CAP/GLOBA 5.75 06/06/2028	D	05/30/2023	RBC CAPITAL MARKETS LLC		495,155	500,000	
00790R-AA-2	ADVANCED DRAINAGE SYSTEM 5 09/30/2027		05/09/2023	VARIOUS		58,767	62,000	949
008911-BK-4	AIR CANADA 3.875 08/15/2026	A	03/03/2023	JP MORGAN SECURITIES LLC		134,202	148,000	350
00914A-AU-6	AIR LEASE CORP 5.3 02/01/2028		01/09/2023	Citigroup Global Markets Inc.		2,965,950	3,000,000	
00928Q-AX-9	AIRCASLE LTD 6.5 07/18/2028	D	07/13/2023	GOLDMAN SACHS & CO LLC		1,008,132	1,010,000	
013092-AC-5	ALBERTSONS COS/SAFEWAY 4.625 01/15/2027		03/14/2023	VARIOUS		9,375	10,000	78
013092-AC-5	ALBERTSONS COS/SAFEWAY 4.625 01/15/2027		03/14/2023	BARCLAYS CAPITAL SECURITIES INC.		295,316	313,000	1,287
013092-AE-1	ALBERTSONS COS/SAFEWAY 4.875 02/15/2030		09/06/2023	MORGAN STANLEY & CO LLC		49,781	54,000	168
013092-AF-8	ALBERTSONS COS/SAFEWAY 3.25 03/15/2026		03/28/2023	VARIOUS		40,923	44,000	58
013092-AG-6	ALBERTSONS COS/SAFEWAY 3.5 03/15/2029		09/20/2023	VARIOUS		96,813	111,000	1,180
01309Q-AA-6	ALBERTSONS COS/SAFEWAY 6.5 02/15/2028		02/06/2023	MERRILL LYNCH PIERCE FENNER & SMITH INC		120,000	120,000	
014916-AA-8	ALEXANDER FUND TRUST II 7.467 07/31/2028		08/15/2023	MIZUHO SECURITIES USA LLC		125,000	125,000	
01741R-AH-5	ATI INC 5.875 12/01/2027		09/25/2023	VARIOUS		220,194	229,000	3,768
01741R-AN-2	ATI INC 7.25 08/15/2030		08/08/2023	VARIOUS		454,108	453,000	
020002-BK-6	ALLSTATE CORP 5.25 03/30/2033		03/29/2023	MORGAN STANLEY & CO LLC		2,106,434	2,110,000	
02156B-AG-8	ALTERYX INC 8.75 03/15/2028		04/28/2023	JP MORGAN SECURITIES LLC		291,028	291,000	1,061
023771-T4-0	AMERICAN AIRLINES INC 8.5 05/15/2029		11/17/2023	Citigroup Global Markets Inc.		306,000	306,000	
02406P-BB-5	AMERICAN AXLE & MFG INC 5 10/01/2029		02/28/2023	JEFFERIES LLC		170,048	210,000	4,404
024747-AG-2	ABC SUPPLY CO INC 3.875 11/15/2029		09/25/2023	MERRILL LYNCH PIERCE FENNER & SMITH INC		107,425	128,000	1,819
02530U-AA-6	ACAR 2023-1 A 5.45 09/14/2026 ABS		01/25/2023	DEUTSCHE BANK SECURITIES INC		2,019,914	2,020,000	
025816-DK-2	AMERICAN EXPRESS CO VAR 07/28/2034		07/25/2023	BARCLAYS CAPITAL SECURITIES INC.		600,000	600,000	
025816-DN-6	AMERICAN EXPRESS CO VAR 10/30/2031		12/07/2023	GOLDMAN SACHS & CO LLC		5,089,230	4,785,000	35,362
02582J-KB-5	AMXCA 2023-2 A 4.8 05/15/2030 ABS		06/07/2023	RBC CAPITAL MARKETS LLC		22,860,385	22,867,000	
02589B-AC-4	AMXCA 2023-4 A 5.15 09/15/2030 ABS		09/12/2023	Citigroup Global Markets Inc.		14,501,132	14,507,000	
026874-DS-3	AMERICAN INTERNATIONAL 5.125 03/27/2033		03/23/2023	MORGAN STANLEY & CO LLC		3,981,160	4,000,000	
03027X-CD-0	AMERICAN TOWER CORP 5.55 07/15/2033		05/22/2023	JP MORGAN SECURITIES LLC		498,250	500,000	
030981-AM-6	AMERIGAS PART/FIN CORP 9.375 06/01/2028		08/03/2023	VARIOUS		413,114	412,000	559
031162-DQ-0	AMGEN INC 5.25 03/02/2030		03/07/2023	Citigroup Global Markets Inc.		2,978,580	3,000,000	3,063
031162-DR-8	AMGEN INC 5.25 03/02/2033		02/15/2023	Citigroup Global Markets Inc.		877,228	880,000	
031652-BK-5	AMKOR TECHNOLOGY INC 6.625 09/15/2027		12/21/2023	VARIOUS		466,954	465,000	8,005
032095-AM-3	AMPHENOL CORP 4.75 03/30/2026		03/28/2023	BNP PARIBAS SECURITIES SERVICES SA/MILAN		749,175	750,000	
03217C-AB-2	AMS-OSRAM AG 12.25 03/30/2029	D	11/16/2023	UBS SECURITIES LLC		208,083	210,000	
038522-AQ-1	ARAMARK SERVICES INC 5 02/01/2028		06/06/2023	VARIOUS		546,476	588,000	4,046
03959K-AA-8	ARCHROCK PARTNERS LP/FI 6.875 04/01/2027		05/12/2023	VARIOUS		166,784	172,000	3,229
03959K-AC-4	ARCHROCK PARTNERS LP/FIN 6.25 04/01/2028		02/14/2023	MORGAN STANLEY & CO LLC		181,241	193,000	4,523
03969A-AQ-3	ARDAGH PKG FIN/HLDS USA 5.25 04/30/2025	D	02/28/2023	GOLDMAN SACHS & CO LLC		193,750	200,000	3,558
04033G-AC-1	ARIFL 2023-B A3 5.89 07/15/2032 ABS		10/02/2023	MERRILL LYNCH PIERCE FENNER & SMITH INC		2,317,375	2,318,000	
04288B-AB-6	ARSENAL AIC PARENT LLC 8 10/01/2030		07/27/2023	WELLS FARGO SECURITIES LLC		167,000	167,000	
043436-AU-8	ASBURY AUTOMOTIVE GROUP 4.5 03/01/2028		08/07/2023	JP MORGAN SECURITIES LLC		10,950	12,000	237
043436-AW-4	ASBURY AUTOMOTIVE GROUP 4.625 11/15/2029		04/11/2023	RBC CAPITAL MARKETS LLC		199,125	225,000	4,278
04364V-AR-4	ASCENT RESOURCES/ARU FIN 8.25 12/31/2028		04/28/2023	DIRECT TO COMPANY		791,065	801,000	17,989
05332*-BL-1	Automotive Rentals Inc 5.15 03/24/2028 PRIVATE		03/24/2023	DIRECT TO COMPANY		11,125,000	11,125,000	
053332-BC-5	AUTOZONE INC 4.5 02/01/2028		01/23/2023	JP MORGAN SECURITIES LLC		259,745	260,000	
05352T-AA-7	AVANTOR FUNDING INC 4.625 07/15/2028		03/14/2023	GOLDMAN SACHS & CO LLC		146,037	158,000	773
05352T-AB-5	AVANTOR FUNDING INC 3.875 11/01/2029		03/23/2023	JEFFERIES LLC		18,930	18,000	283
053773-BH-9	AVIS BUDGET CAR/FINANCE 8 02/15/2031		11/15/2023	MERRILL LYNCH PIERCE FENNER & SMITH INC		390,410	393,000	
05455J-AA-5	AXALTA COATING SYSTEMS D 7.25 02/15/2031	D	11/08/2023	DEUTSCHE BANK SECURITIES INC		345,000	345,000	
05491U-BA-5	BBOIMS 2018-C2 ASB 4.236 12/15/2051 CMBS		01/05/2023	WELLS FARGO SECURITIES LLC		3,026,750	3,125,000	2,942
05492J-AW-2	BBOIMS 2019-C5 A4 3.063 11/15/2052 CMBS		01/23/2023	BARCLAYS CAPITAL SECURITIES INC.		774,176	855,000	1,746
05493Q-AA-3	BBOIMS 2023-5C23 A2 6.198 12/15/2056 CMBS		11/16/2023	BARCLAYS CAPITAL SECURITIES INC.		5,554,856	5,500,000	5,682
054975-AE-7	BBOIMS 2022-C18 A5 5.71 12/15/2055 CMBS		01/25/2023	BARCLAYS CAPITAL SECURITIES INC.		1,576,932	1,450,000	5,980
05508W-AC-9	B&G FOODS INC 8 09/15/2028		09/12/2023	BARCLAYS CAPITAL SECURITIES INC.		103,482	104,000	
05522R-DG-0	BACCT 2023-A1 A1 4.79 05/15/2028 ABS		06/08/2023	MERRILL LYNCH PIERCE FENNER & SMITH INC		5,548,743	5,550,000	
05550M-AS-3	BBOIMS 2019-C3 A3 3.319 05/15/2052 CMBS		01/31/2023	BARCLAYS CAPITAL SECURITIES INC.		1,072,645	1,150,000	106

ANNUAL STATEMENT FOR THE YEAR 2023 OF THE ZURICH AMERICAN INSURANCE COMPANY

SCHEDULE D - PART 3

Showing All Long-Term Bonds and Stocks ACQUIRED During Current Year

1	2	3	4	5	6	7	8	9
CUSIP Identification	Description	Foreign	Date Acquired	Name of Vendor	Number of Shares of Stock	Actual Cost	Par Value	Paid for Accrued Interest and Dividends
05552A-AZ-1	BBCMS 2020-C8 ASB 1.867 10/15/2053 CMBS		01/31/2023	BARCLAYS CAPITAL SECURITIES INC.		704,656	800,000	41
05552X-BG-2	BBCMS 2021-C12 A5 2.689 11/15/2054 CMBS		03/14/2023	BARCLAYS CAPITAL SECURITIES INC.		1,430,988	1,700,000	1,905
05552Z-BH-0	BBCMS 2021-C12 ASB 2.542 11/15/2054 CMBS		02/07/2023	BARCLAYS CAPITAL SECURITIES INC.		877,031	1,000,000	565
05553R-AC-4	BBCMS 2023-C19 A5 5.451 04/15/2056 CMBS		04/10/2023	BARCLAYS CAPITAL SECURITIES INC.		3,604,947	3,500,000	13,779
05598B-AD-1	BMO 2023-C5 A5 5.7653 06/15/2056 CMBS		05/24/2023	BMO CAPITAL MARKETS CORP		3,636,334	3,530,425	11,308
05605H-AC-4	BWIX TECHNOLOGIES INC 4.125 04/15/2029		03/15/2023	MORGAN STANLEY & CO LLC		30,538	35,000	610
05608M-AA-4	BX 2020-VIV4 A 2.843 03/09/2044 CMBS		03/08/2023	MORGAN STANLEY & CO LLC		413,203	500,000	355
05610C-AE-4	BMO 2023-C4 A5 5.11656 02/15/2056 CMBS		01/20/2023	BMO CAPITAL MARKETS CORP		2,479,209	2,407,000	4,447
05611G-AA-2	BX 2023-VLT3 A FLT 11/15/2028 CMBS		11/01/2023	Citigroup Global Markets Inc.		1,366,525	1,370,000	
05849B-AZ-9	BALL CORP 6 06/15/2029		05/08/2023	Citigroup Global Markets Inc.		191,000	191,000	
06051G-KD-0	BANK OF AMERICA CORP VAR 10/20/2032		02/09/2023	MERRILL LYNCH PIERCE FENNER & SMITH INC		3,904,263	4,750,000	38,348
06406R-BM-8	BANK OF NY MELLON CORP VAR 10/25/2033		03/27/2023	GOLDMAN SACHS & CO LLC		1,611,605	1,525,000	38,059
06417X-AP-6	BANK OF NOVA SCOTIA 4.85 02/01/2030	A	01/24/2023	SCOTIA CAPITAL USA INC		1,518,936	1,520,000	
06428A-AC-2	BAAT 2023-1A A3 5.53 02/15/2028 ABS		07/25/2023	MERRILL LYNCH PIERCE FENNER & SMITH INC		3,299,875	3,300,000	
06428A-AD-0	BAAT 2023-1A A4 5.39 07/16/2029 ABS		10/25/2023	MERRILL LYNCH PIERCE FENNER & SMITH INC		936,455	950,000	1,707
06539V-AJ-7	BANK 2022-BNK39 A4 2.928 02/15/2055 CMBS		12/18/2023	BARCLAYS CAPITAL SECURITIES INC.		2,141,244	2,495,600	3,857
06540A-BB-0	BANK 2018-BN10 A5 3.688 02/15/2061 CMBS		01/31/2023	BARCLAYS CAPITAL SECURITIES INC.		621,359	650,000	67
06540M-BH-7	BANK 2022-BNK41 3.916496 04/15/2065 CMBS		03/07/2023	Citigroup Global Markets Inc.		1,129,688	1,250,000	1,053
06541B-BK-3	BANK 2023-BNK45 A5 5.203 02/15/2056 CMBS		02/09/2023	MERRILL LYNCH PIERCE FENNER & SMITH INC		3,131,170	3,040,000	9,666
071705-AA-5	BAUSCH & LOMB ESCROW CO 8.375 10/01/2028	A	10/31/2023	VARIOUS		998,157	996,000	439
07317Q-AJ-4	BAYTEX ENERGY CORP 8.5 04/30/2030	A	04/13/2023	RBC CAPITAL MARKETS LLC		494,532	501,000	
07330M-AB-3	TRUIST BANK 3.625 09/16/2025		03/23/2023	EQUITA SIM SPA		2,014,593	2,100,000	2,326
073685-AK-5	BEACON ROOFING SUPPLY IN 6.5 08/01/2030		07/18/2023	VARIOUS		202,100	202,000	
08160B-AC-8	BMARK 2018-B5 A3 3.9436 07/15/2051 CMBS		01/26/2023	JP MORGAN SECURITIES LLC		1,154,766	1,200,000	3,812
08160B-AD-6	BMARK 2018-B5 A4 4.2076 07/15/2051 CMBS		01/31/2023	DEUTSCHE BANK SECURITIES INC		1,318,623	1,350,000	158
08161B-AY-9	BMARK 2018-B3 A5 4.025 04/10/2051 CMBS		02/15/2023	JP MORGAN SECURITIES LLC		1,431,855	1,500,000	2,683
08161C-AC-5	BMARK 2018-B2 A3 3.5439 02/15/2051 CMBS		01/24/2023	DEUTSCHE BANK SECURITIES INC		703,369	733,000	1,804
08161C-AE-1	BMARK 2018-B2 A5 3.8819 02/15/2051 CMBS		02/15/2023	JP MORGAN SECURITIES LLC		805,840	850,000	1,467
08162B-BF-8	BMARK 2019-B11 AS 3.3932 05/15/2052 CMBS		01/05/2023	WELLS FARGO SECURITIES LLC		373,240	400,000	302
08162Q-AE-9	BMARK 2020-1G3 A4 2.4369 09/15/2048 CMBS		01/04/2023	Citigroup Global Markets Inc.				149
08162R-AC-1	BMARK 2021-B23 A4A 1.823 02/15/2054 CMBS		01/13/2023	GOLDMAN SACHS & CO LLC		3,198,000	3,900,000	3,357
08162T-BB-8	BMARK 2018-B7 A4 4.51 05/15/2053 CMBS		02/09/2023	JP MORGAN SECURITIES LLC		586,898	600,000	902
08163H-AF-5	BMARK 2021-B27 AAB 2.163 07/15/2054 CMBS		02/06/2023	BARCLAYS CAPITAL SECURITIES INC.		778,641	900,000	379
08163M-AE-7	BMARK 2021-B31 A5 2.669 12/15/2054 CMBS		02/22/2023	VARIOUS		833,012	1,009,788	1,714
08163R-BQ-8	BMARK 2022-B35 4.592459 05/15/2055 CMBS		01/11/2023	Citigroup Global Markets Inc.		4,896,034	4,988,000	7,392
08163T-AC-6	BMARK 2023-V2 A3 5.8118 05/15/2055 CMBS		05/09/2023	Citigroup Global Markets Inc.		4,355,275	4,228,426	16,383
08949L-AB-6	BIG RIVER STEEL/BR5 FIN 6.625 01/31/2029		12/18/2023	VARIOUS		61,502	62,000	819
095796-AE-8	BLUE RACER MID LLC/FINA 6.625 07/15/2026		01/25/2023	MERRILL LYNCH PIERCE FENNER & SMITH INC		4,925	5,000	11
097751-BT-7	BOMBARDIER INC 7.875 04/15/2027	A	03/30/2023	VARIOUS		361,944	362,000	11,924
097751-BV-2	BOMBARDIER INC 7.125 06/15/2026	A	08/08/2023	MFG SECURITIES AMERICAS INC		119,790	121,000	1,317
097751-BZ-3	BOMBARDIER INC 7.5 02/01/2029	A	03/06/2023	VARIOUS		363,130	363,000	260
097751-CA-7	BOMBARDIER INC 8.75 11/15/2030	A	11/06/2023	DEUTSCHE BANK SECURITIES INC		457,000	457,000	
10112R-BH-6	BOSTON PROPERTIES LP 6.5 01/15/2034		05/04/2023	JP MORGAN SECURITIES LLC		1,993,940	2,000,000	
103557-AC-8	BOYNE USA INC 4.75 05/15/2029		11/06/2023	WELLS FARGO SECURITIES LLC		10,740	12,000	274
10373Q-BU-3	BP CAP MARKETS AMERICA 4.812 02/13/2033		02/09/2023	WELLS FARGO SECURITIES LLC		1,875,000	1,875,000	
104931-AA-8	BRAND INDUSTRIAL SERVI 10.375 08/01/2030		08/10/2023	VARIOUS		1,244,075	1,242,000	448
106230-AB-1	BRAZOS SECURITIZATN LLC 5.243 09/01/2040		01/04/2023	JP MORGAN SECURITIES LLC		3,992,600	4,000,000	12,816
106230-AC-9	BRAZOS SECURITIZATN LLC 5.413 09/01/2050		01/18/2023	JEFFERIES LLC		2,090,220	2,000,000	10,826
115637-AU-4	BROWN-FORMAN CORP 4.75 04/15/2033		03/21/2023	MERRILL LYNCH PIERCE FENNER & SMITH INC		533,416	535,000	
1248EP-BX-0	CCO HLDGS LLC/CAP CORP 5 02/01/2028		06/07/2023	EQUITA SIM SPA		183,000	200,000	3,556
1248EP-CD-3	CCO HLDGS LLC/CAP CORP 4.75 03/01/2030		01/30/2023	GOLDMAN SACHS & CO LLC		218,125	250,000	4,948
1248EP-CE-1	CCO HLDGS LLC/CAP CORP 4.5 08/15/2030		10/04/2023	VARIOUS		96,523	118,000	1,231
1248EP-CK-7	CCO HLDGS LLC/CAP CORP 4.25 02/01/2031		06/22/2023	WELLS FARGO SECURITIES LLC		15,950	20,000	342
1248EP-CT-8	CCO HLDGS LLC/CAP CORP 7.375 03/01/2031		07/27/2023	VARIOUS		1,168,338	1,211,000	30,729
1248EP-CT-8	CCO HLDGS LLC/CAP CORP 7.375 03/01/2031		07/27/2023	BNP PARIBAS SECURITIES CORP		81,494	85,000	2,072
12511V-AA-6	CHURCHILL DOWNS INC 5.75 04/01/2030		11/28/2023	VARIOUS		212,475	224,000	443

ANNUAL STATEMENT FOR THE YEAR 2023 OF THE ZURICH AMERICAN INSURANCE COMPANY

SCHEDULE D - PART 3

Showing All Long-Term Bonds and Stocks ACQUIRED During Current Year

1	2	3	4	5	6	7	8	9
CUSIP Identification	Description	Foreign	Date Acquired	Name of Vendor	Number of Shares of Stock	Actual Cost	Par Value	Paid for Accrued Interest and Dividends
12528Y-AE-3	CF 2019-CF2 A4 2.6236 11/15/2052 CMBS		02/22/2023	BARCLAYS CAPITAL SECURITIES INC.		1,388,035	1,600,000	1,560
12528Y-AF-0	CF 2019-CF2 A5 2.8744 11/15/2052 CMBS		02/14/2023	Citigroup Global Markets Inc.		175,047	200,000	240
12532A-AZ-2	CFORE 2016-C6 A3 3.217 11/10/2049 CMBS		02/23/2023	BARCLAYS CAPITAL SECURITIES INC.		554,461	600,000	1,394
12543D-BG-4	CHS/COMMUNITY HEALTH SY 5.625 03/15/2027		09/25/2023	VARIOUS		714,751	827,000	9,126
12543D-BH-2	CHS/COMMUNITY HEALTH SYS 6 01/15/2029		07/25/2023	BARCLAYS CAPITAL SECURITIES INC.		12,285	14,000	28
12543D-BK-5	CHS/COMMUNITY HEALTH SYS 4.75 02/15/2031		08/04/2023	VARIOUS		304,380	391,000	7,994
12543D-BM-1	CHS/COMMUNITY HEALTH SYS 5.25 05/15/2030		06/14/2023	VARIOUS		887,052	1,112,000	14,637
12593J-BF-2	COMM 2015-CR24 A5 3.696 08/10/2048 CMBS		03/02/2023	MORGAN STANLEY & CO LLC		1,241,906	1,300,000	667
126307-BM-8	CSC HOLDINGS LLC 11.25 05/15/2028		08/17/2023	VARIOUS		1,449,180	1,475,000	19,953
12664L-AA-3	CPS 2023-A A 5.54 03/16/2026 ABS		01/18/2023	Citigroup Global Markets Inc.		1,099,957	1,100,000	
12664Q-AC-8	CNH 2023-A A3 4.81 08/15/2028 ABS		04/18/2023	Citigroup Global Markets Inc.		8,449,576	8,451,000	
12664W-AA-9	CPS 2023-B A 5.91 08/16/2027 ABS		04/21/2023	Citigroup Global Markets Inc.		6,999,919	7,000,000	
126650-DT-4	CVS HEALTH CORP 5.125 02/21/2030		02/13/2023	JP MORGAN SECURITIES LLC		774,797	780,000	
126650-DX-5	CVS HEALTH CORP 5.25 01/30/2031		05/30/2023	WELLS FARGO SECURITIES LLC		159,429	160,000	
12666D-AC-5	CNH 2023-B A3 5.6 02/15/2029 ABS		09/19/2023	WELLS FARGO SECURITIES LLC		4,999,351	5,000,000	
12769G-AA-8	CAESARS ENTERTAIN INC 4.625 10/15/2029		08/25/2023	DEUTSCHE BANK SECURITIES INC		713,617	825,000	14,203
12769G-AB-6	CAESARS ENTERTAIN INC 7 02/15/2030		03/30/2023	VARIOUS		1,291,925	1,289,000	2,682
13123X-AZ-5	CALLON PETROLEUM CO 6.375 07/01/26		03/14/2023	VARIOUS		30,556	32,000	425
13123X-BF-8	CALLON PETROLEUM CO 7.5 06/15/2030		02/14/2023	MERRILL LYNCH PIERCE FENNER & SMITH INC		347,709	369,000	4,689
13323A-AB-6	CAMELOT FINANCE SA 4.5 11/01/2026		03/15/2023	BARCLAYS CAPITAL SECURITIES INC.		39,668	43,000	731
14040H-CX-1	CAPITAL ONE FINANCIAL CO VAR 02/01/2029		02/09/2023	JP MORGAN SECURITIES LLC		752,115	750,000	1,367
14041N-GD-7	COMET 2023-A1 A 4.42 05/15/2028 ABS		05/17/2023	RBC CAPITAL MARKETS LLC		11,760,303	11,763,000	
14043G-AD-6	COPAR 2022-2 A3 3.66 05/17/2027 ABS		03/14/2023	MUFG SECURITIES AMERICAS INC		583,219	600,000	61
140944-AA-7	CAPSTONE BORROWER INC 8 06/15/2030		05/23/2023	VARIOUS		277,000	277,000	
140944-AA-7	CAPSTONE BORROWER INC 8 06/15/2030		05/23/2023	BARCLAYS CAPITAL SECURITIES INC.		23,580	24,000	
144285-AL-7	CARPENTER TECHNOLOGY 6.375 07/15/2028		03/21/2023	JEFFERIES LLC		26,950	28,000	337
14879E-AE-8	CATALENT PHARMA SOLUTION 5 07/15/2027		10/27/2023	VARIOUS		78,293	85,000	845
14879E-AH-1	CATALENT PHARMA SOLUTION 3.125 02/15/2029		09/07/2023	VARIOUS		56,280	67,000	119
14879E-AK-4	CATALENT PHARMA SOLUTION 3.5 04/01/2030		08/29/2023	VARIOUS		34,211	41,000	598
150190-AB-2	CEDAR FAIR/CAN/MAGNUM/M 5.375 04/15/2027		06/14/2023	VARIOUS		133,556	140,000	1,081
15089Q-AX-2	CELANESE US HOLDINGS LLC 6.55 11/15/2030		08/10/2023	MERRILL LYNCH PIERCE FENNER & SMITH INC		104,948	105,000	
15089Q-AY-0	CELANESE US HOLDINGS LLC 6.7 11/15/2033		08/10/2023	MERRILL LYNCH PIERCE FENNER & SMITH INC		151,988	152,000	
15138A-AC-4	PERMIAN RESOURC OPTG LL 6.875 04/01/2027		03/08/2023	BARCLAYS CAPITAL SECURITIES INC.		102,915	106,000	2,457
15477C-AA-3	CNTRL PARENT/CDK GLB INC 7.25 06/15/2029		10/27/2023	JEFFERIES LLC		9,600	10,000	274
154915-AA-0	CNT PRINT/CDK GLO I/IFIN 8 06/15/2029		08/04/2023	VARIOUS		397,434	397,000	
156700-BC-9	LUMEN TECHNOLOGIES INC 4 02/15/2027		05/09/2023	VARIOUS		54,566	82,000	661
159864-AE-7	CHARLES RIVER LABORATORI 4.25 05/01/2028		08/07/2023	GOLDMAN SACHS & CO LLC		101,288	111,000	1,284
16115Q-AF-7	CHART INDUSTRIES INC 7.5 01/01/2030		04/11/2023	VARIOUS		679,978	671,000	10,004
16144K-AC-2	CHAOT 2023-AA A3 5.68 01/25/2029 ABS		09/22/2023	JP MORGAN SECURITIES LLC		9,997,658	10,000,000	
161571-HU-1	CHAIT 2023-A2 A 5.08 09/15/2030 ABS		09/07/2023	JP MORGAN SECURITIES LLC		2,799,766	2,800,000	
163851-AF-5	CHEMOURS CO 5.75 11/15/2028		06/13/2023	MORGAN STANLEY & CO LLC		20,093	22,000	92
163851-AH-1	CHEMOURS CO 4.625 11/15/2029		06/12/2023	MORGAN STANLEY & CO LLC		55,560	66,000	212
165183-CU-6	CFII 2023-1A A1 5.65 05/15/2035 ABS		04/19/2023	MUFG SECURITIES AMERICAS INC		9,245,741	9,246,000	
165183-CZ-5	CFII 2023-2A A1 6.16 10/15/2035 ABS		09/12/2023	TD SECURITIES USA LLC		2,628,754	2,629,000	
17027N-AB-8	CHOBANI LLC/FINANCE COR 4.625 11/15/2028		03/30/2023	VARIOUS		267,931	302,000	4,690
171484-AE-8	CHURCHILL DOWNS INC 4.75 01/15/2028		03/29/2023	VARIOUS		56,131	61,000	543
171484-AJ-7	CHURCHILL DOWNS INC 6.75 05/01/2031		09/25/2023	VARIOUS		478,750	485,000	3,713
172441-BF-3	CINEMARK USA INC 5.25 07/15/2028		10/23/2023	PERSHING LLC		181,650	210,000	3,063
17305E-GS-8	CCCIT 2018-A7 A7 3.96 10/13/2030 ABS		08/07/2023	Citigroup Global Markets Inc.		498,184	522,000	6,661
17326D-AC-6	CGOIT 2017-P8 A3 3.203 09/15/2050 CMBS		08/28/2023	MORGAN STANLEY & CO LLC		2,232,275	2,450,000	6,321
17888H-AA-1	CIVITAS RESOURCES INC 8.375 07/01/2028		08/08/2023	VARIOUS		772,282	768,000	1,354
17888H-AB-9	CIVITAS RESOURCES INC 8.75 07/01/2031		08/25/2023	MERRILL LYNCH PIERCE FENNER & SMITH INC		632,246	629,000	1,692
17888H-AC-7	CIVITAS RESOURCES INC 8.625 11/01/2030		10/10/2023	MERRILL LYNCH PIERCE FENNER & SMITH INC		292,000	292,000	
18060T-AC-9	CLARIOS GLOBAL LP/US FIN 6.75 05/15/2028		08/25/2023	VARIOUS		1,074,643	1,075,000	2,566
18064P-AC-3	CLARIV SCI HLD CORP 3.875 07/01/2028		08/08/2023	VARIOUS		257,539	294,000	1,704

ANNUAL STATEMENT FOR THE YEAR 2023 OF THE ZURICH AMERICAN INSURANCE COMPANY

SCHEDULE D - PART 3

Showing All Long-Term Bonds and Stocks ACQUIRED During Current Year

1 CUSIP Identification	2 Description	3 Foreign	4 Date Acquired	5 Name of Vendor	6 Number of Shares of Stock	7 Actual Cost	8 Par Value	9 Paid for Accrued Interest and Dividends
184496-AQ-0	CLEAN HARBORS INC 6.375 02/01/2031		02/15/2023	VARIOUS		174,232	174,000	358
18453H-AA-4	CLEAR CHANNEL OUTDOOR H 5.125 08/15/2027		03/03/2023	MERRILL LYNCH PIERCE FENNER & SMITH INC		233,595	261,000	817
18453H-AE-6	CLEAR CHANNEL OUTDOOR HO 9 09/15/2028		12/06/2023	VARIOUS		2,263,788	2,278,000	27,935
18539U-AE-5	CLEARWAY ENERGY OP LLC 3.75 01/15/2032		08/25/2023	GOLDMAN SACHS & CO LLC		144,486	180,000	763
185899-AN-1	CLEVELAND-CLIFFS INC 6.75 04/15/2030		04/11/2023	MERRILL LYNCH PIERCE FENNER & SMITH INC		171,000	171,000	
193938-AB-3	CASL 2023-A A2 5.33 05/25/2055 ABS		05/09/2023	BARCLAYS CAPITAL SECURITIES INC.		449,864	449,953	
19416M-AA-7	PERMIAN RESOURC OPTG LLC 7.75 02/15/2026		03/08/2023	VARIOUS		71,516	72,000	289
19416M-AB-5	PERMIAN RESOURC OPTG LL 5.875 07/01/2029		03/07/2023	BARCLAYS CAPITAL SECURITIES INC.		25,970	28,000	311
19425M-AA-6	CASL 2023-B A1A 6.5 06/25/2054 ABS		10/18/2023	MERRILL LYNCH PIERCE FENNER & SMITH INC		1,845,507	1,846,000	
205768-AS-3	COMSTOCK RESOURCES INC 6.75 03/01/2029		08/03/2023	VARIOUS		105,248	117,000	2,750
205768-AT-1	COMSTOCK RESOURCES INC 5.875 01/15/2030		11/08/2023	VARIOUS		49,420	56,000	1,036
20679L-AB-7	CONDUENT BUS SERVICES 6 11/01/2029		03/07/2023	VARIOUS		69,285	85,000	1,751
210385-AC-4	CONSTELLATION EN GEN LLC 5.8 03/01/2033		02/21/2023	VARIOUS		704,886	705,000	
216762-AH-7	COOPER-STANDARD AUTOMOT 13.5 03/31/27		06/16/2023	Corporate Actions Event		443,524	461,678	
216762-AJ-3	COOPER-STANDARD AUTOMOT 5.625 27		12/15/2023	Corporate Actions Event		146,660	290,444	
21871D-AD-5	CORELOGIC INC 4.5 05/01/2028		07/26/2023	VARIOUS		251,893	306,000	4,237
22207A-AA-0	COTY/HFC PRESTIGE/INT U 6.625 07/15/2030		07/19/2023	JP MORGAN SECURITIES LLC		208,000	208,000	
224927-AA-1	CAALT 2023-1A A 6.48 03/15/2033 ABS		03/08/2023	WELLS FARGO SECURITIES LLC		4,999,683	5,000,000	
224936-AA-2	CAALT 2023-3A A 6.39 08/15/2033 ABS		08/15/2023	WELLS FARGO SECURITIES LLC		2,374,523	2,375,000	
226373-AR-9	ENERGY TRANSFER LP 6 02/01/2029		05/19/2023	VARIOUS		143,445	154,000	3,938
226373-AT-5	ENERGY TRANSFER LP 7.375 02/01/2031		01/24/2023	WELLS FARGO SECURITIES LLC		317,000	317,000	29
227046-AB-5	CROCS INC 4.125 08/15/2031		03/30/2023	GOLDMAN SACHS & CO LLC		53,309	65,000	358
22788C-AA-3	CROWDSTRIKE HOLDINGS INC 3 02/15/2029		01/12/2023	JP MORGAN SECURITIES LLC		26,560	31,000	375
22822V-BB-6	CROWN CASTLE INC 4.8 09/01/2028		04/24/2023	MERRILL LYNCH PIERCE FENNER & SMITH INC		1,995,460	2,000,000	
228701-AG-3	CROWNROCK LP/CROWNROCK F 5 05/01/2029		04/27/2023	RBC CAPITAL MARKETS LLC		17,055	18,000	
23166M-AC-7	CUSHMAN & WAKEFIELD US 8.875 09/01/2031		08/10/2023	JP MORGAN SECURITIES LLC		119,152	120,000	
23292H-AC-5	DLAA 2023-1A A3 5.64 02/22/2028 ABS		07/25/2023	BARCLAYS CAPITAL INC		1,284,925	1,285,000	
23307D-AY-9	DBGS 2018-C1 ASB 4.302 10/15/2051 CMBS		01/05/2023	WELLS FARGO SECURITIES LLC		2,222,030	2,300,000	2,199
23312V-AF-3	DBJPM 2016-C3 A5 2.89 08/10/2049 CMBS		02/22/2023	WELLS FARGO SECURITIES LLC		3,686,719	4,000,000	7,386
233258-AC-6	DLAD 2023-1A A3 4.79 01/20/2028 ABS		01/25/2023	WELLS FARGO SECURITIES LLC		3,119,246	3,120,000	
23346K-AA-8	DTAOT 2023-1A A 5.48 04/15/2027 ABS		01/18/2023	WELLS FARGO SECURITIES LLC		2,710,827	2,710,000	
25259K-AA-8	OLYMPUS WTR US HLDG CORP 9.75 11/15/2028		09/21/2023	VARIOUS		689,750	690,000	5,796
25260W-AD-3	DIAMOND FRGN/DIAMOND FIN 8.5 10/01/2030	D.	09/19/2023	VARIOUS		198,016	198,000	
254683-CQ-6	DCENT 2021-A2 A2 1.03 09/15/2028 ABS		04/26/2023	JP MORGAN SECURITIES LLC		425,663	475,000	177
254683-CZ-6	DCENT 2023-A2 A 4.93 06/15/2028 ABS		06/21/2023	MERRILL LYNCH PIERCE FENNER & SMITH INC		11,028,510	11,030,000	
25470M-AG-4	DISH NETWORK CORP 11.75 11/15/2027		11/03/2023	VARIOUS		1,614,131	1,587,000	45,994
25470X-AW-5	DISH DBS CORP 5.875 11/15/2024		04/17/2023	GOLDMAN SACHS & CO LLC		83,250	100,000	2,513
25470X-BE-4	DISH DBS CORP 5.25 12/01/2026		11/15/2023	VARIOUS		18,100	21,000	212
256677-AP-0	DOLLAR GENERAL CORP 5.45 07/05/2033		06/05/2023	Citigroup Global Markets Inc.		998,400	1,000,000	
26154D-AA-8	DREAM FINDERS HOMES INC 8.25 08/15/2028		08/08/2023	MERRILL LYNCH PIERCE FENNER & SMITH INC		93,000	93,000	
26483E-AL-4	DUN & BRADSTREET CORP 5 12/15/2029		08/28/2023	WELLS FARGO SECURITIES LLC		583,695	654,000	6,813
267475-AD-3	DYCOM INDUSTRIES INC 4.5 04/15/2029		01/19/2023	MERRILL LYNCH PIERCE FENNER & SMITH INC		63,509	70,000	858
27034R-AC-7	PERMIAN RESOURC OPTG LL 9.875 07/15/2031		12/29/2023	VARIOUS		713,574	686,000	15,331
28228P-AC-5	EG GLOBAL FINANCE PLC 12 11/30/2028	D.	11/10/2023	BARCLAYS CAPITAL SECURITIES INC.		239,000	239,000	
28414H-AG-8	ELANCO ANIMAL HEALTH INC 6.65 08/28/2028		03/22/2023	RBC CAPITAL MARKETS LLC		120,900	130,000	624
28470R-AH-5	CAESARS ENTERTAIN INC 6.25 07/01/2025		10/27/2023	VARIOUS		420,563	426,000	5,657
28470R-AK-8	CAESARS ENTERTAIN INC 8.125 07/01/2027		11/03/2023	MERRILL LYNCH PIERCE FENNER & SMITH INC		63,788	63,000	1,792
28622H-AB-7	ELEVANCE HEALTH INC 4.75 02/15/2033		01/30/2023	JP MORGAN SECURITIES LLC		1,287,949	1,290,000	
29082H-AD-4	EMBRAER NETHERLANDS FINA 7 07/28/2030	D.	07/25/2023	MORGAN STANLEY & CO LLC		351,593	354,000	
29103C-AA-6	EMERALD DEBT MERGER 6.625 12/15/2030		08/25/2023	VARIOUS		3,144,020	3,149,000	5,898
29250N-BR-5	ENBRIDGE INC 5.7 03/08/2033	A.	06/08/2023	Mitsubishi UFJ Securities Intern. PLC		1,197,582	1,180,000	17,562
29254B-AA-5	ENCINO ACQUISITION PARTN 8.5 05/01/2028		06/15/2023	VARIOUS		135,750	150,000	3,028
29261A-AE-0	ENCOMPASS HEALTH CORP 4.625 04/01/2031		06/06/2023	VARIOUS		135,049	152,000	1,181
29273V-AU-4	ENERGY TRANSFER LP 6.55 12/01/2033		10/10/2023	MJF SECURITIES AMERICAS INC		84,903	85,000	
29336T-AD-2	ENLINK MIDSTREAM LLC 6.5 09/01/2030		03/30/2023	WELLS FARGO SECURITIES LLC		74,250	75,000	433
29355X-AG-2	ENPRO INC 5.75 10/15/2026		04/19/2023	MERRILL LYNCH PIERCE FENNER & SMITH INC		206,325	210,000	201

ANNUAL STATEMENT FOR THE YEAR 2023 OF THE ZURICH AMERICAN INSURANCE COMPANY

SCHEDULE D - PART 3

Showing All Long-Term Bonds and Stocks ACQUIRED During Current Year

1	2	3	4	5	6	7	8	9
CUSIP Identification	Description	Foreign	Date Acquired	Name of Vendor	Number of Shares of Stock	Actual Cost	Par Value	Paid for Accrued Interest and Dividends
29365B-AA-1	ENTEGRIS INC 4.75 04/15/2029		06/30/2023	VARIOUS		244,085	263,000	2,321
29374L-AB-6	EFF 2023-3 A2 6.4 03/20/2030 ABS		10/18/2023	SG AMERICAS SECURITIES LLC		2,999,947	3,000,000	
29374L-AC-4	EFF 2023-3 A3 6.41 06/20/2030 ABS		10/18/2023	SG AMERICAS SECURITIES LLC		2,604,764	2,605,000	
29375N-AB-1	EFF 2023-2 A2 5.56 04/22/2030 ABS		05/23/2023	JP MORGAN SECURITIES LLC		4,688,192	4,689,000	
29375N-AC-9	EFF 2023-2 A3 5.5 04/22/2030 ABS		05/23/2023	JP MORGAN SECURITIES LLC		994,779	995,000	
29450Y-AA-7	EQUIPMENTSHARE.COM INC 9 05/15/2028		09/18/2023	VARIOUS		424,169	445,000	4,455
29736R-AS-9	ESTEE LAUDER CO INC 4.375 05/15/2028		05/09/2023	JP MORGAN SECURITIES LLC		129,866	130,000	
29736R-AT-7	ESTEE LAUDER CO INC 4.65 05/15/2033		05/09/2023	Citigroup Global Markets Inc.		499,485	500,000	
30161N-BJ-9	EXELON CORP 5.15 03/15/2028		02/16/2023	BARCLAYS CAPITAL SECURITIES INC.		998,320	1,000,000	
30303M-BM-7	META PLATFORMS INC 4.8 05/15/2030		05/01/2023	MERRILL LYNCH PIERCE FENNER & SMITH INC		1,327,172	1,330,000	
30327T-AA-7	FTAI INFRA ESC HLDGS LLC 10.5 06/01/2027		06/29/2023	BARCLAYS CAPITAL SECURITIES INC.		88,815	93,000	922
313747-BC-0	FEDERAL REALTY OP LP 5.375 05/01/2028		04/10/2023	JP MORGAN SECURITIES LLC		1,991,800	2,000,000	
316773-DK-3	FIFTH THIRD BANCORP VAR 07/27/2029		07/24/2023	RBC CAPITAL MARKETS LLC		2,080,000	2,080,000	
32113C-BY-5	FINMT 2023-2 A 5.77 09/15/2029 ABS		10/18/2023	BNP PARIBAS SECURITIES CORP		3,536,638	3,560,000	15,976
335934-AU-9	FIRST QUANTUM MINERALS 8.625 06/01/2031	A.	05/17/2023	JP MORGAN SECURITIES LLC		301,000	301,000	
337964-AC-4	FIVE 2023-V1 A3 5.6679 02/10/2056 CMBS		02/10/2023	DEUTSCHE BANK SECURITIES INC		731,298	710,000	3,018
33830G-AA-9	FIVE CORNERS FND TR 111 5.791 02/15/2033		03/01/2023	CREDIT SUISSE SECURITIES USA LLC		190,000	190,000	
344928-AD-8	FORDO 2023-A A3 4.65 02/15/2028 ABS		03/28/2023	BNP PARIBAS SECURITIES CORP		2,157,775	2,158,000	
344928-AE-6	FORDO 2023-A A4 4.56 12/15/2028 ABS		03/28/2023	BNP PARIBAS SECURITIES SERVICES SA/MILAN		2,424,264	2,425,000	
34528P-AK-2	FORDF 2018-4 A 4.06 11/15/2030 ABS		11/16/2023	MUFG SECURITIES AMERICAS INC		1,986,366	2,121,000	1,196
34528Q-HV-9	FORDF 2023-1 A1 4.92 05/15/2028 ABS		05/09/2023	MERRILL LYNCH PIERCE FENNER & SMITH INC		6,985,946	6,986,000	
34535C-AA-4	FORDR 2023-2 A 5.28 02/15/2036 ABS		08/01/2023	MERRILL LYNCH PIERCE FENNER & SMITH INC		9,925,733	9,929,000	
34535Q-AA-3	FORDR 2023-1 A 4.85 06/15/2035 ABS		08/03/2023	VARIOUS		5,894,141	5,974,000	12,399
345370-DB-3	FORD MOTOR COMPANY 6.1 08/19/2032		08/09/2023	BARCLAYS CAPITAL SECURITIES INC.		128,844	133,000	3,876
345397-C5-0	FORD MOTOR CREDIT CO LLC FLT 03/06/2026		01/09/2023	DEUTSCHE BANK SECURITIES INC		199,750	200,000	202
345397-C6-8	FORD MOTOR CREDIT CO LLC 7.35 03/06/2030		06/12/2023	JP MORGAN SECURITIES LLC		313,140	307,000	6,143
345397-D4-2	FORD MOTOR CREDIT CO LLC 7.2 06/10/2030		06/06/2023	VARIOUS		482,750	482,000	
34965K-AA-5	FORTREA HOLDINGS INC 7.5 07/01/2030		06/12/2023	BARCLAYS CAPITAL SECURITIES INC.		157,000	157,000	
35906A-BE-7	FRONTIER COMMUNICATIONS 5.875 10/15/2027		11/03/2023	WELLS FARGO SECURITIES LLC		28,050	30,000	108
35906A-BF-4	FRONTIER COMMUNICATIONS 5 05/01/2028		07/11/2023	VARIOUS		205,070	232,000	2,775
35908M-AD-2	FRONTIER COMMUNICATIONS 8.75 05/15/2030		06/23/2023	VARIOUS		350,591	356,000	5,406
361448-BL-6	GATX CORP 5.45 09/15/2033		05/01/2023	Citigroup Global Markets Inc.		2,994,570	3,000,000	
36168Q-AJ-3	GFL ENVIRONMENTAL INC 4.25 06/01/2025	A.	03/30/2023	GOLDMAN SACHS & CO LLC		11,616	12,000	173
36168Q-AK-0	GFL ENVIRONMENTAL INC 3.75 08/01/2025	A.	03/28/2023	VARIOUS		91,634	97,000	533
36168Q-AM-6	GFL ENVIRONMENTAL INC 3.5 09/01/2028	A.	03/27/2023	VARIOUS		42,321	48,000	89
36168Q-AQ-7	GFL ENVIRONMENTAL INC 6.75 01/15/2031	A.	11/29/2023	VARIOUS		468,000	468,000	
361841-AS-8	GLP CAPITAL LP / FIN 11 6.75 12/01/2033		11/15/2023	WELLS FARGO SECURITIES LLC		108,016	110,000	
361886-CW-2	GFOR 2023-2 A 5.34 06/15/2030 ABS		06/21/2023	BARCLAYS CAPITAL SECURITIES INC.		1,703,262	1,704,000	
36258R-BA-0	GSMS 2020-GC47 A5 2.3772 05/12/2053 CMBS		03/24/2023	BARCLAYS CAPITAL SECURITIES INC.		8,094	10,000	18
36261N-AA-5	GYP HOLDINGS 111 CORP 4.625 05/01/2029		03/28/2023	VARIOUS		57,745	68,000	1,249
36267K-AD-9	GMCAR 2023-3 A3 5.45 06/16/2028 ABS		10/18/2023	MERRILL LYNCH PIERCE FENNER & SMITH INC		5,946,094	6,000,000	3,633
36267Q-AA-2	GN BOND CO LLC 9.5 10/15/2031		09/22/2023	MORGAN STANLEY & CO LLC		253,820	259,000	
36268D-AA-0	GMREV 2023-2 A 5.77 08/11/2036 ABS		11/06/2023	MERRILL LYNCH PIERCE FENNER & SMITH INC		2,643,535	2,644,000	
36268N-AA-8	GTCR W-2 MERGER SUB LLC 7.5 01/15/2031		09/20/2023	JP MORGAN SECURITIES LLC		718,000	718,000	
36270G-AA-9	GSMS 2023-SHIP 4.466408 09/10/2038 CMBS		08/04/2023	GOLDMAN SACHS & CO LLC		1,682,905	1,757,241	4,796
36485M-AK-5	GARDA WORLD SECURITY 4.625 02/15/2027	A.	06/13/2023	VARIOUS		258,146	287,000	1,563
36485M-AM-1	GARDA WORLD SECURITY 7.75 02/15/2028	A.	08/07/2023	VARIOUS		445,293	444,000	4,799
37045X-EB-8	GENERAL MOTORS FINL CO 6 01/09/2028		01/04/2023	BANK OF NEW YORK MELLON/THE		499,955	500,000	
37045X-EH-5	GENERAL MOTORS FINL CO 5.8 06/23/2028		06/20/2023	Citigroup Global Markets Inc.		749,843	750,000	
37185L-AL-6	GENESIS ENERGY LP/FIN 7.75 02/01/2028		01/23/2023	VARIOUS		9,668	10,000	375
37185L-AM-4	GENESIS ENERGY LP/FIN 8 01/15/2027		11/20/2023	Citigroup Global Markets Inc.		193,538	195,000	5,503
37185L-AN-2	GENESIS ENERGY LP/FIN 8.875 04/15/2030		01/18/2023	WELLS FARGO SECURITIES LLC		151,000	151,000	
37185L-AP-7	GENESIS ENERGY LP/FIN 8.25 01/15/2029		11/30/2023	MERRILL LYNCH PIERCE FENNER & SMITH INC		179,119	181,000	
37993Q-AD-2	GMCAR 2023-4 A3 5.78 08/16/2028 ABS		10/19/2023	MERRILL LYNCH PIERCE FENNER & SMITH INC		2,694,832	2,700,000	5,202
38013J-AE-3	GMCAR 2023-1 A4 4.59 07/17/2028 ABS		01/09/2023	PERSHING LLC		594,804	595,000	
38141G-XR-0	GOLDMAN SACHS GROUP INC VAR 01/27/2032		12/04/2023	PERSHING LLC		3,959,870	5,075,000	36,225

E13.6

ANNUAL STATEMENT FOR THE YEAR 2023 OF THE ZURICH AMERICAN INSURANCE COMPANY

SCHEDULE D - PART 3

Showing All Long-Term Bonds and Stocks ACQUIRED During Current Year

1 CUSIP Identification	2 Description	3 Foreign	4 Date Acquired	5 Name of Vendor	6 Number of Shares of Stock	7 Actual Cost	8 Par Value	9 Paid for Accrued Interest and Dividends
38237C-AA-6	GOOD 2023-3C A 6.5 07/20/2055 ABS		08/02/2023	Citigroup Global Markets Inc.		1,463,954	1,470,000	
382550-BR-1	GOODYEAR TIRE & RUBBER 5.25 07/15/2031		04/12/2023	VARIOUS		495,500	586,000	3,748
38431A-AA-4	GRAFTECH GLOBAL ENTERPR 9.875 12/15/2028		08/08/2023	VARIOUS		291,282	299,000	905
389284-AA-8	GRAY TELEVISION INC 7 05/15/2027		09/13/2023	VARIOUS		123,935	140,000	3,059
389375-AJ-5	GRAY TELEVISION INC 5.875 07/15/2026		09/11/2023	VARIOUS		161,395	180,000	1,173
398433-AP-7	GRIFFON CORPORATION 5.75 03/01/2028		03/07/2023	GOLDMAN SACHS & CO LLC		41,625	45,000	58
402635-AR-7	GULFPORT ENERGY OP CORP 8 05/17/2026		02/28/2023	JEFFERIES LLC		274,582	280,000	5,662
40410K-AA-3	H.B. FULLER CO 4.25 10/15/2028		02/15/2023	JP MORGAN SECURITIES LLC		110,021	124,000	1,786
404119-BR-9	HCA INC 5.375 02/01/2025		04/27/2023	MERRILL LYNCH PIERCE FENNER & SMITH INC		785,628	785,000	10,548
404119-C0-0	HCA INC 5.5 06/01/2033		05/01/2023	WELLS FARGO SECURITIES LLC		1,149,218	1,150,000	
410345-AL-6	HANESBRANDS INC 4.875 05/15/2026		09/27/2023	VARIOUS		74,961	81,000	1,246
410345-A0-5	HANESBRANDS INC 9 02/15/2031		08/25/2023	MERRILL LYNCH PIERCE FENNER & SMITH INC		99,000	99,000	
418056-AZ-0	HASBRO INC 3.9 11/19/2029		02/17/2023	MORGAN STANLEY & CO LLC		704,633	790,000	7,959
418751-AL-7	HAT HOLDINGS I LLC/HAT 8 06/15/2027		12/04/2023	MERRILL LYNCH PIERCE FENNER & SMITH INC		57,000	57,000	
42226A-AA-5	HEALTH EQUITY INC 4.5 10/01/2029		06/05/2023	VARIOUS		301,553	335,000	1,962
42704L-AA-2	HERC HOLDINGS INC 5.5 07/15/2027		08/08/2023	VARIOUS		182,943	193,000	2,183
431282-AU-6	HIGHWOODS REALTY LP 7.65 02/01/2034		11/14/2023	PNC CAPITAL MARKETS LLC		39,469	40,000	
431318-AS-3	HILCORP ENERGY I/HILCORP 6.25 11/01/2028		05/15/2023	MERRILL LYNCH PIERCE FENNER & SMITH INC		47,063	50,000	139
431318-AU-8	HILCORP ENERGY I/HILCORP 5.75 02/01/2029		07/19/2023	VARIOUS		158,625	174,000	4,452
431318-AY-0	HILCORP ENERGY I/HILCORP 6 04/15/2030		06/01/2023	JP MORGAN SECURITIES LLC		18,250	20,000	167
431318-BC-7	HILCORP ENERGY I/HILCORP 8.375 11/01/2033		11/03/2023	RBC CAPITAL MARKETS LLC		394,000	394,000	
431571-AB-4	HILLENBRAND INC 5 09/15/2026		05/04/2023	MERRILL LYNCH PIERCE FENNER & SMITH INC		95,625	100,000	736
432833-AH-4	HILTON DOMESTIC OPERATIN 5.75 05/01/2028		03/14/2023	GOLDMAN SACHS & CO LLC		29,455	30,000	647
432833-AL-5	HILTON DOMESTIC OPERATIN 4 05/01/2031		03/30/2023	GOLDMAN SACHS & CO LLC		118,474	136,000	2,297
432917-AA-0	HGVT 2023-1A A 5.72 01/25/2038 ABS		08/01/2023	DEUTSCHE BANK SECURITIES INC		2,239,487	2,240,000	
437927-AC-0	HAROT 2023-2 A3 4.93 11/15/2027 ABS		05/23/2023	BARCLAYS CAPITAL SECURITIES INC.		1,330,784	1,331,000	
438123-AC-5	HAROT 2023-4 A3 5.67 06/21/2028 ABS		11/01/2023	JP MORGAN SECURITIES LLC		929,836	930,000	
43815J-AC-7	HAROT 2023-1 A3 5.04 04/21/2027 ABS		02/16/2023	Citigroup Global Markets Inc.		1,999,628	2,000,000	
442722-AB-0	HOWARD MIDSTREAM ENERGY 8.875 07/15/2028		06/29/2023	RBC CAPITAL MARKETS LLC		240,000	240,000	
44328U-AC-0	HPEFS 2023-2A A3 5.99 01/21/2031 ABS		09/19/2023	WELLS FARGO SECURITIES LLC		768,922	769,000	
444454-AD-4	HUGHES SATELLITE SYSTEMS 5.25 08/01/2026		08/25/2023	MERRILL LYNCH PIERCE FENNER & SMITH INC		62,831	69,000	250
44918C-AD-4	HART 2023-C A3 5.54 10/16/2028 ABS		11/03/2023	BNP PARIBAS SECURITIES CORP		904,881	905,000	
44933V-AD-3	HALST 2023-A A3 5.05 01/15/2026 ABS		01/24/2023	Citigroup Global Markets Inc.		3,174,557	3,175,000	
44984W-AH-0	INEOS FINANCE PLC 6.75 05/15/2028	D.	02/13/2023	GOLDMAN SACHS & CO LLC		197,000	200,000	
45174H-BC-0	IHEARTCOMMUNICATIONS IN 6.375 05/01/2026		04/11/2023	VARIOUS		971,995	1,071,480	21,857
45344L-AC-7	CRESCENT ENERGY FINANCE 9.25 02/15/2028		12/05/2023	VARIOUS		791,011	797,000	7,207
45674G-AB-0	INEOS QUATTRO FINANCE 2 9.625 03/15/2029	D.	11/09/2023	GOLDMAN SACHS & CO LLC		200,000	200,000	
45824T-BC-8	INTELSAT JACKSON HLDG 6.5 03/15/2030	D.	11/20/2023	VARIOUS		233,813	265,000	822
45866F-AK-0	INTERCONTINENTALEXCHANGE 2.1 06/15/2030		04/13/2023	MORGAN STANLEY & CO LLC		1,692,578	1,995,000	14,198
46266T-AD-0	IQVIA INC 6.5 05/15/2030		05/18/2023	GOLDMAN SACHS & CO LLC		400,000	400,000	
46266T-AE-8	IQVIA INC 6.25 02/01/2029		11/14/2023	JP MORGAN SECURITIES LLC		339,517	340,000	
46284V-AE-1	IRON MOUNTAIN INC 5.25 03/15/2028		02/24/2023	PERSHING LLC		24,739	27,000	642
46284V-AG-6	IRON MOUNTAIN INC 5 07/15/2028		04/24/2023	MERRILL LYNCH PIERCE FENNER & SMITH INC		31,675	35,000	224
46284V-AP-6	IRON MOUNTAIN INC 7 02/15/2029		11/03/2023	VARIOUS		569,831	571,000	4,413
46285M-AA-8	IRON MOUNTAIN INFO MGMT 5 07/15/2032		08/07/2023	GOLDMAN SACHS & CO LLC		55,738	65,000	758
46647P-DX-1	JPMORGAN CHASE & CO VAR 10/23/2029		10/16/2023	JP MORGAN SECURITIES LLC		3,000,000	3,000,000	
46849L-UX-7	JACKSON NATL LIFE GLOBAL 5.5 01/09/2026		01/04/2023	MORGAN STANLEY & CO LLC		1,801,119	1,805,000	
475795-AC-4	JELD-WEN INC 4.625 12/15/2025		09/05/2023	VARIOUS		102,543	105,000	827
475795-AC-4	JELD-WEN INC 4.625 12/15/2025		09/05/2023	JEFFERIES LLC		62,260	64,000	489
48242W-AC-0	KBR INC 4.75 09/30/2028		11/14/2023	ROBERT W BAIRD & CO INC		17,968	20,000	293
483007-AL-4	KAISER ALUMINUM CORP 4.5 06/01/2031		08/03/2023	VARIOUS		64,435	79,000	623
49177J-AA-0	KENVUE INC 5.5 03/22/2025		04/05/2023	MORGAN STANLEY & CO LLC		941,086	920,000	2,530
49327M-3H-5	KEY BANK NA 5 01/26/2033		02/06/2023	BNP PARIBAS SECURITIES SERVICES SA/MILAN		3,623,292	3,640,000	6,067
49456B-AX-9	KINDER MORGAN INC 5.2 06/01/2033		01/26/2023	BANK OF NEW YORK MELLON/THE		89,715	90,000	
49461M-AB-6	KINETIK HOLDINGS LP 6.625 12/15/2028		12/15/2023	WELLS FARGO SECURITIES LLC		90,450	90,000	215

ANNUAL STATEMENT FOR THE YEAR 2023 OF THE ZURICH AMERICAN INSURANCE COMPANY

SCHEDULE D - PART 3

Showing All Long-Term Bonds and Stocks ACQUIRED During Current Year

1	2	3	4	5	6	7	8	9
CUSIP Identification	Description	Foreign	Date Acquired	Name of Vendor	Number of Shares of Stock	Actual Cost	Par Value	Paid for Accrued Interest and Dividends
498894-AA-2	KNIFE RIVER CORP 7.75 05/01/2031		06/28/2023	VARIOUS		85,000	85,000	
498894-AA-2	KNIFE RIVER CORP 7.75 05/01/2031		06/28/2023	ROBERT W BAIRD & CO INC		40,700	40,000	560
50117K-AC-4	KCOT 2023-1A A3 5.02 05/17/2027 ABS		03/28/2023	MIZUHO SECURITIES USA LLC		3,454,459	3,455,000	
50168Q-AE-5	LABL INC 9.5 11/01/2028		06/02/2023	VARIOUS		443,001	439,000	1,385
501797-AW-4	BATH & BODY WORKS INC 6.625 10/01/2030		04/25/2023	GOLDMAN SACHS & CO LLC		358,125	375,000	1,794
50187T-AH-9	LGI HOMES INC 8.75 12/15/2028		11/17/2023	WELLS FARGO SECURITIES LLC		63,000	63,000	
50190E-AC-8	LOM INVESTMENTS HOLDINGS 8.25 08/01/2031		07/20/2023	VARIOUS		219,551	219,000	
50201D-AA-1	LOPR SR SECURED FIN DAC 6.75 10/15/2027	D.	08/07/2023	GOLDMAN SACHS & CO LLC		185,500	200,000	4,275
513272-AD-6	LAMB WESTON HLD 4.125 01/31/2030		03/06/2023	JEFFERIES LLC		78,654	89,000	388
513272-AE-4	LAMB WESTON HLD 4.375 01/31/2032		08/25/2023	VARIOUS		127,632	148,000	540
516806-AG-1	VITAL ENERGY INC 10.125 01/15/2028		12/19/2023	WELLS FARGO SECURITIES LLC		213,473	211,000	4,856
516806-AJ-5	VITAL ENERGY INC 9.75 10/15/2030		09/18/2023	WELLS FARGO SECURITIES LLC		179,710	182,000	
527298-BN-2	LEVEL 3 FINANCING INC 4.625 09/15/2027		08/14/2023	VARIOUS		497,221	656,000	11,628
527298-BP-7	LEVEL 3 FINANCING INC 3.4 03/01/2027		06/07/2023	VARIOUS		358,208	445,000	3,673
527298-BR-3	LEVEL 3 FINANCING INC 4.25 07/01/2028		02/15/2023	VARIOUS		147,750	210,000	1,136
527298-BU-6	LEVEL 3 FINANCING INC 10.5 05/15/2030		06/26/2023	VARIOUS		618,810	629,000	12,605
52736R-BJ-0	LEVI STRAUSS & CO 3.5 03/01/2031		06/02/2023	JP MORGAN SECURITIES LLC		10,035	12,000	111
53190F-AA-3	LIFE TIME INC 5.75 01/15/2026		03/29/2023	VARIOUS		58,483	61,000	714
531968-AA-3	LIGHT & WONDER INTL INC 7.5 09/01/2031		08/09/2023	JP MORGAN SECURITIES LLC		175,000	175,000	
53219L-AS-8	LEGACY LIFEPOINT HEALTH 4.375 02/15/2027		03/01/2023	RBC CAPITAL MARKETS LLC		38,870	46,000	101
53219L-AV-1	LIFEPOINT HEALTH INC 9.875 08/15/2030		08/03/2023	VARIOUS		264,653	265,000	
53219L-AW-9	LIFEPOINT HEALTH INC 11 10/15/2030		09/29/2023	BARCLAYS CAPITAL SECURITIES INC.		319,000	319,000	
535219-AA-7	LINDBLAD EXPEDITIONS HO 9 05/15/2028		08/25/2023	VARIOUS		342,104	339,000	3,364
538034-AN-9	LIVE NATION ENTERTAINME 5.625 03/15/2026		09/21/2023	VARIOUS		58,944	58,000	95
538034-AR-0	LIVE NATION ENTERTAINMEN 4.75 10/15/2027		03/23/2023	VARIOUS		350,138	386,000	6,518
538034-AV-1	LIVE NATION ENTERTAINMEN 6.5 05/15/2027		03/17/2023	GOLDMAN SACHS & CO LLC		188,151	191,000	4,315
539439-AX-7	LLOYDS BANKING GROUP PLC VAR 03/06/2029	D.	02/27/2023	MORGAN STANLEY & CO LLC		4,000,000	4,000,000	
539830-BU-2	LOCKHEED MARTIN CORP 4.95 10/15/2025		04/11/2023	GOLDMAN SACHS & CO LLC		259,116	255,000	5,926
54627R-AT-7	LODA 2023-ELL A3 5.198 12/01/2039 ABS		03/22/2023	JP MORGAN SECURITIES LLC		2,760,000	2,760,000	
55261F-AR-5	M&T BANK CORPORATION VAR 01/27/2034		01/24/2023	MERRILL LYNCH PIERCE FENNER & SMITH INC		840,000	840,000	
55318E-AA-8	MIRA 2023-MILE A 6.7547 06/10/2038 CMBS		06/02/2023	GOLDMAN SACHS & CO LLC		1,871,530	1,853,000	6,954
55336V-BV-1	MPLX LP 5 03/01/2033		02/02/2023	MUFG SECURITIES AMERICAS INC		515,684	520,000	
55361A-AU-8	MSWF 2023-2 A5 6.014 12/15/2056 CMBS		12/13/2023	VARIOUS		7,711,985	7,437,000	24,848
56847Q-AA-9	MFIT 2022-AA A 6.45 10/20/2037 ABS		11/17/2023	MIZUHO SECURITIES USA LLC		568,998	570,000	102
571676-AT-2	MARS INC 4.55 04/20/2028		04/17/2023	JP MORGAN SECURITIES LLC		429,695	430,000	
571903-BL-6	MARRIOTT INTERNATIONAL 4.9 04/15/2029		03/23/2023	JP MORGAN SECURITIES LLC		543,026	550,000	
576485-AF-3	MATADOR RESOURCES CO 6.875 04/15/2028		06/01/2023	MERRILL LYNCH PIERCE FENNER & SMITH INC		194,981	197,000	186
57665R-AN-6	MATCH GROUP HLD I I LLC 4.625 06/01/2028		06/06/2023	VARIOUS		201,520	221,000	1,251
57763R-AB-3	MAUSER PACKAGING SOLUT 7.875 08/15/2026		07/12/2023	VARIOUS		3,895,017	3,891,000	13,380
58770A-AD-5	MBART 2023-1 A4 4.31 04/16/2029 ABS		01/18/2023	Mitsubishi UFJ Securities Intern. PLC		1,309,725	1,310,000	
59010Q-AB-2	MERLIN ENTERTAINMENTS 5.75 06/15/2026	D.	03/13/2023	VARIOUS		381,000	400,000	5,494
594972-AF-8	MICROSTRATEGY INC 6.125 06/15/2028		08/08/2023	JP MORGAN SECURITIES LLC		119,205	135,000	1,263
59565J-AA-9	MIDAS OPCO HOLDINGS LLC 5.625 08/15/2029		03/30/2023	VARIOUS		52,550	60,000	369
59565X-AC-4	MIDCONTINENT COMM & FIN 5.375 08/15/2027		03/02/2023	MARKETAXESS CORP		110,387	120,000	376
599191-AA-1	MILEAGE PLUS HLDINGS LLC 6.5 06/20/2027		06/02/2023	Citigroup Global Markets Inc.		25,167	25,135	345
603051-AE-3	MINERAL RESOURCES LTD 9.25 10/01/2028	D.	09/28/2023	JP MORGAN SECURITIES LLC		25,000	25,000	
606822-CT-9	MIITSUBISHI UFJ FIN GRP VAR 02/22/2031	D.	02/16/2023	MORGAN STANLEY & CO LLC		6,281,740	6,270,000	
61691Q-AC-2	MSC 2018-L1 ASB 4.238 10/15/2051 CMBS		01/05/2023	WELLS FARGO SECURITIES LLC		2,002,624	2,075,000	1,954
61747Y-FA-8	MORGAN STANLEY VAR 02/01/2029		01/17/2023	MORGAN STANLEY & CO LLC		1,279,974	1,280,000	
61747Y-FF-7	MORGAN STANLEY VAR 07/20/2029		07/19/2023	MORGAN STANLEY & CO LLC		1,260,000	1,260,000	
61747Y-FG-5	MORGAN STANLEY VAR 07/21/2034		07/19/2023	MORGAN STANLEY & CO LLC		1,240,000	1,240,000	
61770K-AX-3	MSC 2020-L4 A3 2.698 02/15/2053 CMBS		03/02/2023	GOLDMAN SACHS & CO LLC		1,690,475	2,015,000	755
61771M-AW-0	MSC 2019-H7 A4 3.261 07/15/2052 CMBS		01/03/2023	VARIOUS		668,070	750,000	272
62482B-AA-0	MEDLINE BORROWER LP 3.875 04/01/2029		06/06/2023	VARIOUS		896,600	1,045,000	11,303
62886E-AY-4	NCR VOYIX CORP 5 10/01/2028		11/29/2023	Citigroup Global Markets Inc.		205,875	225,000	1,875
62886H-BL-4	NCL CORPORATION LTD 8.375 02/01/2028		01/19/2023	JP MORGAN SECURITIES LLC		119,000	119,000	

ANNUAL STATEMENT FOR THE YEAR 2023 OF THE ZURICH AMERICAN INSURANCE COMPANY

SCHEDULE D - PART 3

Showing All Long-Term Bonds and Stocks ACQUIRED During Current Year

1	2	3	4	5	6	7	8	9
CUSIP Identification	Description	Foreign	Date Acquired	Name of Vendor	Number of Shares of Stock	Actual Cost	Par Value	Paid for Accrued Interest and Dividends
62886H-BN-0	NCL CORPORATION LTD 8.125 01/15/2029		10/11/2023	JP MORGAN SECURITIES LLC		86,000	86,000	
62922L-AA-6	NGL ENRGY OP/FIN CORP 7.5 02/01/2026		07/25/2023	VARIOUS		83,880	86,000	2,365
629377-CO-3	NRG ENERGY INC 3.375 02/15/2029		08/08/2023	WELLS FARGO SECURITIES LLC		229,600	280,000	4,594
629377-CT-7	NRG ENERGY INC 7 03/15/2033		03/02/2023	GOLDMAN SACHS & CO LLC		123,436	125,000	
62954H-AV-0	NXP BV/NXP FDG/NXP USA 4.3 06/18/2029	D.	04/17/2023	MORGAN STANLEY & CO LLC		1,169,324	1,225,000	17,705
62957H-AJ-4	NABORS INDUSTRIES INC 7.375 05/15/2027		03/13/2023	VARIOUS		530,950	535,000	10,176
62957H-AP-0	NABORS INDUSTRIES INC 9.125 01/31/2030		11/15/2023	MORGAN STANLEY & CO LLC		223,000	223,000	
638962-AA-8	NOR ATLEOS LLC 9.5 04/01/2029		09/22/2023	VARIOUS		488,813	495,000	
639057-AJ-7	NATWEST GROUP PLC VAR 03/02/2027	D.	02/27/2023	NATWEST MARKETS PLC		1,610,000	1,610,000	
63938P-BU-2	NAVMT 2023-1 A 6.18 08/25/2028 ABS		09/12/2023	MERRILL LYNCH PIERCE FENNER & SMITH INC		1,049,851	1,050,000	
63942T-AA-3	NAVSL 2023-BA A1A 6.48 03/15/2072 ABS		10/11/2023	RBC CAPITAL MARKETS LLC		787,999	788,000	
640695-AA-0	NEPTUNE BIDCO US INC 9.29 04/15/2029		02/08/2023	MERRILL LYNCH PIERCE FENNER & SMITH INC		71,965	74,000	1,595
644274-AH-5	NEW ENTERPRISE STONE & L 5.25 07/15/2028		09/25/2023	VARIOUS		53,638	59,000	980
64952W-EY-5	NEW YORK LIFE GLOBAL FDG 4.85 01/09/2028		01/04/2023	GOLDMAN SACHS & CO LLC		1,584,097	1,585,000	
650929-AA-0	NEWFOLD DIGITAL HLDGS G 11.75 10/15/2028		10/13/2023	JP MORGAN SECURITIES LLC		52,000	52,000	
651229-AW-6	NEWELL BRANDS INC 5.2 04/01/2026		07/05/2023	VARIOUS		283,673	304,000	3,089
651229-AX-4	NEWELL BRANDS INC 6.375 04/01/2036		08/08/2023	GOLDMAN SACHS & CO LLC		151,813	175,000	3,684
65336Y-AN-3	NEXSTAR MEDIA INC 4.75 11/01/2028		08/18/2023	VARIOUS		631,019	745,000	3,623
65342Q-AL-6	NEXTERA ENERGY OPERATIN 3.875 10/15/2026		09/29/2023	VARIOUS		71,678	79,000	1,429
65342Q-AM-4	NEXTERA ENERGY OPERATING 7.25 01/15/2029		12/04/2023	Citigroup Global Markets Inc.		98,000	98,000	
65343H-AA-9	NEXSTAR MEDIA INC 5.625 07/15/2027		10/03/2023	VARIOUS		48,884	55,000	675
65505P-AA-5	NOBLE FINANCE II LLC 8 04/15/2030		06/02/2023	VARIOUS		277,131	276,000	75
65535H-BH-1	NOMURA HOLDINGS INC 5.842 01/18/2028	D.	01/04/2023	NOMURA SECURITIES INTERNATIONAL INC		6,000,000	6,000,000	
655664-AT-7	NORDSTROM INC 4.375 04/01/2030		03/28/2023	VARIOUS		225,550	299,000	6,135
665530-AB-7	NORTHERN OIL AND GAS INC 8.75 06/15/2031		05/08/2023	MERRILL LYNCH PIERCE FENNER & SMITH INC		263,177	267,000	
667449-AD-4	NORTHWEST FIBER LLC/NORT 4.75 04/30/2027		08/07/2023	GOLDMAN SACHS & CO LLC		17,500	20,000	179
66981X-AA-9	AMSR 2023-SFR1 A 4 04/17/2040 ABS		02/22/2023	DEUTSCHE BANK SECURITIES INC		4,504,107	4,800,000	
670001-AE-6	NOVELIS CORP 4.75 01/30/2030		10/27/2023	JEFFERIES LLC		8,475	10,000	119
670001-AG-1	NOVELIS CORP 3.25 11/15/2026		07/14/2023	VARIOUS		134,450	149,000	1,574
67103H-AJ-6	O'REILLY AUTOMOTIVE INC 4.2 04/01/2030		06/07/2023	Bank of America Merrill Lynch		841,855	895,000	7,100
67421Q-AA-0	ENERGY TRANSFER LP 8 04/01/2029		01/31/2023	Citigroup Global Markets Inc.		124,515	122,000	3,267
675232-AC-6	OCEANEERING INTL INC 6 02/01/2028		09/21/2023	JP MORGAN SECURITIES LLC		52,155	57,000	580
682189-AQ-8	ON SEMICONDUCTOR CORP 3.875 09/01/2028		11/29/2023	MERRILL LYNCH PIERCE FENNER & SMITH INC		179,250	200,000	1,938
68245X-AH-2	1011778 BC / NEW RED FI 3.875 01/15/2028	A.	03/14/2023	GOLDMAN SACHS & CO LLC		28,050	31,000	3
682685-AA-0	ODART 2023-1A A 5.41 11/14/2029 ABS		02/15/2023	BARCLAYS CAPITAL INC		3,136,927	3,140,000	
68306M-AA-7	ONTARIO GAMING GTA LP 8 08/01/2030	A.	07/20/2023	DEUTSCHE BANK SECURITIES INC		147,000	147,000	
683715-AF-3	OPEN TEXT CORP 6.9 12/01/2027	A.	08/07/2023	VARIOUS		133,281	131,000	1,368
68373B-AA-9	OPEN 2023-AIR A FLT 10/15/2028 CMBS		11/01/2023	GOLDMAN SACHS & CO LLC		448,875	450,000	
68622T-AA-9	ORGANON & CO/ORG 4.125 04/30/2028		08/08/2023	MERRILL LYNCH PIERCE FENNER & SMITH INC		179,730	200,000	2,292
68622T-AB-7	ORGANON & CO/ORG 5.125 04/30/2031		09/05/2023	Citigroup Global Markets Inc.		170,250	200,000	3,616
69007T-AB-0	OUTFRONT MEDIA CAP LLC/C 5 08/15/2027		03/28/2023	GOLDMAN SACHS & CO LLC		29,594	33,000	206
69007T-AE-4	OUTFRONT MEDIA CAP LLC/C 4.25 01/15/2029		11/20/2023	VARIOUS		63,531	75,000	1,076
69007T-AG-9	OUTFRONT MEDIA CAP LLC/ 7.375 02/15/2031		11/22/2023	VARIOUS		332,945	332,000	77
690732-AF-9	OVIENS & MINOR INC 4.5 03/31/2029		11/02/2023	VARIOUS		84,075	105,000	351
690732-AG-7	OVIENS & MINOR INC 6.625 04/01/2030		09/12/2023	VARIOUS		76,881	85,000	2,536
69073T-AT-0	OVIENS-BROCKWAY 6.625 05/13/2027		06/08/2023	WELLS FARGO SECURITIES LLC		33,915	34,000	169
69073T-AU-7	OVIENS-BROCKWAY 7.25 05/15/2031		06/01/2023	VARIOUS		239,959	239,000	83
69318F-AL-2	PBF HOLDING CO LLC 7.875 09/15/2030		08/14/2023	MERRILL LYNCH PIERCE FENNER & SMITH INC		107,270	108,000	
69327R-AJ-0	PDC ENERGY INC 5.75 05/15/2026		03/08/2023	JEFFERIES LLC		15,396	16,000	292
693342-AE-7	PG&E WILDFIRE RECOVERY 4.674 12/01/2051		04/20/2023	Citigroup Global Markets Inc.		2,856,570	3,000,000	55,699
693342-AG-2	PG&E WILDFIRE RECOVERY 4.722 06/01/2037		09/19/2023	Citigroup Global Markets Inc.		1,795,652	1,903,000	27,457
693342-AJ-6	PG&E WILDFIRE RECOVERY 5.212 12/01/2047		09/15/2023	VARIOUS		3,076,292	3,265,000	51,052
693342-AK-3	PG&E WILDFIRE RECOVERY 5.099 06/01/2052		06/29/2023	Citigroup Global Markets Inc.		2,713,689	2,700,000	11,090
69336V-AB-7	PGT INNOVATIONS INC 4.375 10/01/2029		02/28/2023	JEFFERIES LLC		84,005	100,000	1,835
693475-AZ-8	PNC FINANCIAL SERVICES 2.55 01/22/2030		02/06/2023	Bank of America Merrill Lynch		1,891,994	2,165,000	2,454
69363P-AC-4	PSNH 2018-1 A3 3.814 02/01/2035 ABS		01/31/2023	HILLTOP SECURITIES INC		805,022	846,000	90

ANNUAL STATEMENT FOR THE YEAR 2023 OF THE ZURICH AMERICAN INSURANCE COMPANY

SCHEDULE D - PART 3

Showing All Long-Term Bonds and Stocks ACQUIRED During Current Year

1	2	3	4	5	6	7	8	9
CUSIP Identification	Description	Foreign	Date Acquired	Name of Vendor	Number of Shares of Stock	Actual Cost	Par Value	Paid for Accrued Interest and Dividends
69867D-AA-6	CLARIOS GLOBAL LP/US FIN 6.25 05/15/2026		02/28/2023	VARIOUS		162,210	165,000	3,065
703481-AD-3	PATTERSON-UTI ENERGY INC 7.15 10/01/2033		09/11/2023	WELLS FARGO SECURITIES LLC		74,815	75,000	
70450Y-AD-5	PAYPAL HOLDINGS INC 2.65 10/01/2026		04/17/2023	BARCLAYS CAPITAL INC		1,122,979	1,190,000	1,577
709599-BS-2	PENSKE TRUCK LEASING/PTL 5.7 02/01/2028		01/05/2023	WELLS FARGO SECURITIES LLC		508,939	510,000	
709599-BV-5	PENSKE TRUCK LEASING/PTL 6.2 06/15/2030		05/22/2023	MERRILL LYNCH PIERCE FENNER & SMITH INC		169,539	170,000	
71424V-AA-8	PERMIAN RESOURC OPTG LLC 7.01/15/2032		12/07/2023	VARIOUS		222,620	222,000	1,345
71677K-AA-6	PETSMART INC/PETSMART FI 4.75 02/15/2028		04/24/2023	MERRILL LYNCH PIERCE FENNER & SMITH INC		235,833	250,000	2,342
71677K-AB-4	PETSMART INC/PETSMART FI 7.75 02/15/2029		03/22/2023	PERSHING LLC		245,000	250,000	2,099
71710T-AE-8	PG&E RECOVERY FND LLC 5.256 01/15/2038		02/03/2023	Citigroup Global Markets Inc.		7,719,025	7,500,000	50,735
71710T-AF-5	PG&E RECOVERY FND LLC 5.536 07/15/2047		03/14/2023	Citigroup Global Markets Inc.		2,105,380	2,000,000	32,601
718172-DA-4	PHILIP MORRIS INTL INC 5.125 02/15/2030		02/13/2023	Citigroup Global Markets Inc.		704,164	710,000	
721283-AB-5	PIKE CORP 8.625 01/31/2031		11/29/2023	MORGAN STANLEY & CO LLC		131,000	131,000	
732916-AD-3	PFAST 2023-2A A3 5.79 01/22/2029 ABS		11/01/2023	MERRILL LYNCH PIERCE FENNER & SMITH INC		520,966	521,000	
737446-AP-9	POST HOLDINGS INC 5.5 12/15/2029		02/27/2023	MERRILL LYNCH PIERCE FENNER & SMITH INC		37,566	41,000	476
737446-AR-5	POST HOLDINGS INC 4.5 09/15/2031		06/01/2023	MORGAN STANLEY & CO LLC		8,525	10,000	100
740212-AL-9	PRECISION DRILLING CORP 7.125 01/15/2026	A.	03/21/2023	NBC CLEARING SERVICES INCORPORATED		76,700	80,000	1,077
740212-AM-7	PRECISION DRILLING CORP 6.875 01/15/2029	A.	03/28/2023	VARIOUS		106,265	118,000	1,310
74101X-AE-0	PRESIDIO HOLDING INC 4.875 02/01/2027		03/28/2023	VARIOUS		31,623	34,000	258
74165H-AB-4	PRIME HEALTHCARE SERVICE 7.25 11/01/2025		08/04/2023	BARCLAYS CAPITAL SECURITIES INC.		33,425	35,000	684
74166M-AC-0	PRIME SECSRVC BRW/FINANC 5.75 04/15/2026		03/28/2023	VARIOUS		89,523	92,000	90
74166M-AE-6	PRIME SECSRVC BRW/FINANC 6.25 01/15/2028		08/08/2023	VARIOUS		35,995	38,000	106
74166N-AA-2	ADT SEC CORP 4.875 07/15/2032		07/19/2023	VARIOUS		26,801	31,000	373
74251V-AT-9	PRINCIPAL FINANCIAL GRP 5.375 03/15/2033		03/06/2023	Citigroup Global Markets Inc.		3,995,640	4,000,000	
74340X-CE-9	PROLOGIS LP 4.75 06/15/2033		03/23/2023	MERRILL LYNCH PIERCE FENNER & SMITH INC		1,786,689	1,790,000	
743815-AE-2	MODIVCARE INC 5.875 11/15/2025		08/07/2023	VARIOUS		286,834	311,000	4,075
749571-AF-2	RHP HOTEL PPTY/RHP FINAN 4.75 10/15/2027		03/23/2023	VARIOUS		249,550	270,000	5,112
749571-AJ-4	RHP HOTEL PPTY/RHP FINAN 7.25 07/15/2028		06/13/2023	VARIOUS		275,960	275,000	
75103A-AA-3	RAISING CANE'S RESTAURA 9.375 05/01/2029		11/01/2023	JP MORGAN SECURITIES LLC		114,000	114,000	
75281A-BJ-7	RANGE RESOURCES CORP 8.25 01/15/2029		03/02/2023	VARIOUS		97,613	95,000	1,110
75458*-AB-5	RAYBURN ELECTRIC CO 6.04 30/12/2042 PRIVATE		06/16/2023	DIRECT TO COMPANY		5,400,000	5,400,000	
75513E-CR-0	RTX CORP 5.15 02/27/2033		02/23/2023	MORGAN STANLEY & CO LLC		787,677	790,000	
75606D-AS-0	ANYWHERE REAL EST/CO-ISS 7.04/15/2030		09/13/2023	VARIOUS		261,329	285,463	875
75606D-AT-8	ANYWHERE REAL EST/CO-ISS 7.04/15/2030		08/24/2023	Corporate Actions Event		115,146	131,200	
756109-BR-4	REALTY INCOME CORP 4.85 03/15/2030		01/09/2023	WELLS FARGO SECURITIES LLC		365,608	370,000	
758750-AC-7	REGAL REXNORD CORP 6.05 02/15/2026		01/09/2023	ZIBB (ZBF)		169,760	170,000	
758750-AD-5	REGAL REXNORD CORP 6.05 04/15/2028		01/09/2023	JP MORGAN SECURITIES LLC		349,776	350,000	
758750-AD-5	REGAL REXNORD CORP 6.05 04/15/2028		01/09/2023	VARIOUS		344,779	345,000	
758750-AE-3	REGAL REXNORD CORP 6.3 02/15/2030		01/09/2023	JP MORGAN SECURITIES LLC		134,885	135,000	
758750-AF-0	REGAL REXNORD CORP 6.4 04/15/2033		01/09/2023	VARIOUS		402,764	404,000	
75886F-AE-7	REGENERON PHARMACEUTICAL 1.75 09/15/2030		02/09/2023	MORGAN STANLEY & CO LLC		593,362	740,000	5,324
76680R-AJ-6	RINGCENTRAL INC 8.5 08/15/2030		10/16/2023	BARCLAYS CAPITAL INC		272,650	280,000	4,099
76774L-AB-3	RITCHIE BROS HLDGS INC 6.75 03/15/2028		03/01/2023	GOLDMAN SACHS & CO LLC		161,000	161,000	
76774L-AC-1	RITCHIE BROS HLDGS INC 7.75 03/15/2031		03/01/2023	GOLDMAN SACHS & CO LLC		167,000	167,000	
77289K-AA-3	ROCKCLIFF ENERGY II LLC 5.10 10/15/2029		11/14/2023	VARIOUS		34,218	37,000	326
775109-CC-3	ROGERS COMMUNICATIONS LN 3.8 03/15/2032	A.	02/06/2023	STIFEL NICOLAUS & CO INC		974,449	1,085,000	16,377
780153-BG-6	ROYAL CARIBBEAN CRUISES 5.5 04/01/2028		03/07/2023	MERRILL LYNCH PIERCE FENNER & SMITH INC		30,005	34,000	821
780153-BJ-0	ROYAL CARIBBEAN CRUISES 5.5 08/31/2026		03/07/2023	BARCLAYS CAPITAL SECURITIES INC.		30,360	33,000	55
780153-BL-5	ROYAL CARIBBEAN CRUISE 11.625 08/15/2027		09/08/2023	VARIOUS		315,958	295,000	7,222
780153-BR-2	ROYAL CARIBBEAN CRUISES 9.25 01/15/2029		03/30/2023	GOLDMAN SACHS & CO LLC		182,169	172,000	7,822
780153-BT-8	ROYAL CARIBBEAN CRUISES 7.25 01/15/2030		07/13/2023	MORGAN STANLEY & CO LLC		455,325	455,000	10
78016F-ZU-1	ROYAL BANK OF CANADA 6 11/01/2027	A.	01/05/2023	HSBC SECURITIES USA INC		6,073,366	5,827,000	71,866
78410G-AG-9	SBA COMMUNICATIONS CORP 3.125 02/01/2029		08/25/2023	VARIOUS		234,523	278,000	523
78433L-AG-1	SOE RECOVERY FUNDING LL 4.697 06/15/2040		04/19/2023	RBC CAPITAL MARKETS LLC		679,939	680,000	
78433L-AH-9	SOE RECOVERY FUNDING LL 5.112 12/15/2047		04/19/2023	RBC CAPITAL MARKETS LLC		709,925	710,000	
78436T-AC-0	SBALT 2023-A A3 6.51 04/20/2027 ABS		10/19/2023	RBC CAPITAL MARKETS LLC		4,999,312	5,000,000	
78449R-AA-3	SLG 2021-OVA A 2.5854 07/15/2041 CMB		02/09/2023	Bank of America Merrill Lynch		1,416,313	1,700,000	1,465

E13.10

ANNUAL STATEMENT FOR THE YEAR 2023 OF THE ZURICH AMERICAN INSURANCE COMPANY

SCHEDULE D - PART 3

Showing All Long-Term Bonds and Stocks ACQUIRED During Current Year

1 CUSIP Identification	2 Description	3 Foreign	4 Date Acquired	5 Name of Vendor	6 Number of Shares of Stock	7 Actual Cost	8 Par Value	9 Paid for Accrued Interest and Dividends
78454L-AL-4	SM ENERGY CO 5.625 06/01/2025		03/08/2023	VARIOUS		70,940	73,000	1,091
78454L-AN-0	SM ENERGY CO 6.75 09/15/2026		07/24/2023	MORGAN STANLEY & CO LLC		32,505	33,000	811
78454L-AW-0	SM ENERGY CO 6.5 07/15/2028		06/01/2023	VARIOUS		123,210	132,000	758
78466C-AC-0	SS&C TECHNOLOGIES INC 5.5 09/30/2027		08/07/2023	VARIOUS		224,305	235,000	4,135
78573N-AJ-1	SABRE GLBL INC 8.625 06/01/2027		09/07/2023	Corporate Actions Event		318,029	324,000	
806407-GF-3	Henry Schein Inc 4.84 05/04/2030 PRIVATE		05/04/2023	DIRECT TO COMPANY		9,474,851	9,474,851	
81104P-AA-7	SCRIPPS ESCROW INC 5.875 07/15/2027		05/04/2023	GOLDMAN SACHS & CO LLC		164,250	225,000	4,149
81211K-BA-7	SEALED AIR CORP 5 04/15/2029		08/10/2023	GOLDMAN SACHS & CO LLC		79,414	86,000	1,386
812127-AA-6	SEALED AIR/SEALED AIR U 6.125 02/01/2028		08/08/2023	VARIOUS		135,718	136,000	86
812127-AB-4	SEALED AIR/SEALED AIR US 7.25 02/15/2031		11/08/2023	MERRILL LYNCH PIERCE FENNER & SMITH INC		266,000	266,000	
81725W-AK-9	SENSATA TECHNOLOGIES BV 4 04/15/2029	D.	06/06/2023	MERRILL LYNCH PIERCE FENNER & SMITH INC		119,341	133,000	783
81728U-AA-2	SENSATA TECH INC 4.375 02/15/2030		03/29/2023	VARIOUS		34,081	38,000	180
817565-CF-9	SERVICE CORP INTL 3.375 08/15/2030		03/10/2023	VARIOUS		93,173	112,000	1,049
81761L-AC-6	SERVICE PROPERTIES TRUS 8.625 11/15/2031		11/09/2023	VARIOUS		714,290	722,000	
82453A-AA-5	SHIFT4 PAYMENTS LLC/FIN 4.625 11/01/2026		03/28/2023	VARIOUS		197,325	212,000	3,660
82655K-AA-9	SIGECO SECURITIZATION I 5.026 11/15/2036		06/21/2023	BARCLAYS CAPITAL SECURITIES INC.		2,869,868	2,870,000	
826943-AA-0	SPFC 2023-1A A 5.2 01/20/2040 ABS		03/29/2023	BARCLAYS CAPITAL INC		5,219,666	5,220,000	
82967N-BA-5	SIRIUS XM RADIO INC 5 08/01/2027		03/21/2023	VARIOUS		147,433	163,000	1,062
82967N-BJ-6	SIRIUS XM RADIO INC 4 07/15/2028		05/02/2023	VARIOUS		289,419	345,000	3,378
82967N-BL-1	SIRIUS XM RADIO INC 3.125 09/01/2026		10/03/2023	MERRILL LYNCH PIERCE FENNER & SMITH INC		24,815	28,000	83
82983M-AB-6	SITIO ROYAL OP / SIT FI 7.875 11/01/2028		09/26/2023	MERRILL LYNCH PIERCE FENNER & SMITH INC		274,000	274,000	
83001A-AD-4	SIX FLAGS ENTERTAINMENT 7.25 05/15/2031		11/02/2023	VARIOUS		752,614	773,000	7,031
83207D-AA-6	SMB 2023-C A1A 5.67 11/15/2052 ABS		08/08/2023	BARCLAYS CAPITAL SECURITIES INC.		2,844,257	2,845,000	
83283W-AE-3	SMYRNA READY MIX CONCRE 8.875 11/15/2031		11/28/2023	VARIOUS		457,234	457,000	42
83545G-BD-3	SONIC AUTOMOTIVE INC 4.625 11/15/2029		03/02/2023	Citigroup Global Markets Inc.		101,094	125,000	1,783
845467-AR-0	SOUTHWESTERN ENERGY CO 5.375 02/01/2029		05/31/2023	Citigroup Global Markets Inc.		116,563	125,000	2,258
85205T-AN-0	SPIRIT AEROSYSTEMS INC 9.375 11/30/2029		03/16/2023	VARIOUS		151,619	142,000	3,902
85205T-AR-1	SPIRIT AEROSYSTEMS INC 9.75 11/15/2030		11/09/2023	MORGAN STANLEY & CO LLC		311,000	311,000	
852234-AN-3	BLOCK INC 2.75 06/01/2026		05/12/2023	GOLDMAN SACHS & CO LLC		25,883	29,000	264
852234-AN-3	BLOCK INC 2.75 06/01/2026		05/12/2023	VARIOUS		347,721	387,000	4,145
852234-AP-8	BLOCK INC 3.5 06/01/2031		01/05/2023	Citigroup Global Markets Inc.		302,680	368,000	1,360
85236F-AA-1	SMYRNA READY MIX CONCRET 6 11/01/2028		08/08/2023	JEFFERIES LLC		119,322	126,000	2,079
853496-AH-0	STANDARD INDUSTRIES INC 3.375 01/15/2031		03/14/2023	Citigroup Global Markets Inc.		25,410	33,000	189
855170-AA-4	STAR PARENT INC 9 10/01/2030		09/20/2023	VARIOUS		716,819	714,000	
857477-BV-4	STATE STREET CORP VAR 08/04/2033		04/18/2023	Citigroup Global Markets Inc.		2,941,460	3,105,000	27,295
857477-CA-9	STATE STREET CORP VAR 01/26/2034		01/23/2023	GOLDMAN SACHS & CO LLC		660,000	660,000	
86614R-AP-2	SUMMIT MATERIALS LLC/FIN 7.25 01/15/2031		11/30/2023	MORGAN STANLEY & CO LLC		334,000	334,000	
86765K-AA-7	SUNOCO LP/FINANCE CORP 7 09/15/2028		09/13/2023	JP MORGAN SECURITIES LLC		177,000	177,000	
86772J-AB-9	PROJECT SOLEIL SUNRUN 6.60 01/30/2059 InfraDebt		09/14/2023	DIRECT TO COMPANY		14,408,468	14,667,000	
87157D-AG-4	SYNAPTICS INC 4 06/15/2029		04/13/2023	WELLS FARGO SECURITIES LLC		102,043	119,000	1,613
87166P-AK-7	SYNIT 2023-A1 A 5.54 07/15/2029 ABS		08/02/2023	MERRILL LYNCH PIERCE FENNER & SMITH INC		3,249,591	3,250,000	
874054-AH-2	TAKE-TWO INTERACTIVE SOF 4 04/14/2032		03/06/2023	PERSHING LLC		640,554	715,000	11,440
87422V-AK-4	TALEN ENERGY SUPPLY LLC 8.625 06/01/2030		04/28/2023	Citigroup Global Markets Inc.		122,000	122,000	
87470L-AD-3	TALLGRASS NRG PRTRN/FIN 5.5 01/15/2028		01/06/2023	JEFFERIES LLC		62,390	68,000	1,818
87470L-AH-4	TALLGRASS NRG PRTRN/FIN 7.5 10/01/2025		03/17/2023	JEFFERIES LLC		9,925	10,000	354
87724R-AA-0	TAYLOR MORRISON COMM 5.875 06/15/2027		03/23/2023	PERSHING LLC		6,811	7,000	117
87901J-AF-2	TEGNA INC 4.75 03/15/2026		02/24/2023	BARCLAYS CAPITAL SECURITIES INC.		40,740	42,000	903
87901J-AH-8	TEGNA INC 5 09/15/2029		12/12/2023	VARIOUS		263,548	302,000	3,227
87927V-AM-0	TELECOM ITALIA CAPITAL 6 09/30/2034	D.	09/07/2023	PERSHING LLC		16,055	19,000	510
87927V-AV-0	TELECOM ITALIA CAPITAL 7.721 06/04/2038	D.	09/12/2023	PERSHING LLC		3,790	4,000	86
88033G-CZ-1	TENET HEALTHCARE CORP 4.875 01/01/2026		03/29/2023	VARIOUS		82,548	85,000	1,028
88033G-DB-3	TENET HEALTHCARE CORP 5.125 11/01/2027		06/29/2023	MERRILL LYNCH PIERCE FENNER & SMITH INC		252,744	265,000	2,226
88033G-DK-3	TENET HEALTHCARE CORP 6.125 10/01/2028		11/03/2023	JP MORGAN SECURITIES LLC		50,218	53,000	325
88033G-DM-9	TENET HEALTHCARE CORP 4.25 06/01/2029		10/26/2023	VARIOUS		28,023	33,000	558
88033G-DP-2	TENET HEALTHCARE CORP 6.125 06/15/2030		04/24/2023	MERRILL LYNCH PIERCE FENNER & SMITH INC		234,206	236,000	5,260

ANNUAL STATEMENT FOR THE YEAR 2023 OF THE ZURICH AMERICAN INSURANCE COMPANY

SCHEDULE D - PART 3

Showing All Long-Term Bonds and Stocks ACQUIRED During Current Year

1	2	3	4	5	6	7	8	9
CUSIP Identification	Description	Foreign	Date Acquired	Name of Vendor	Number of Shares of Stock	Actual Cost	Par Value	Paid for Accrued Interest and Dividends
88033G-DS-6	TENET HEALTHCARE CORP 6.25 02/01/2027		03/30/2023	GOLDMAN SACHS & CO LLC		65,788	67,000	721
88033G-DT-4	TENET HEALTHCARE CORP 6.75 05/15/2031		06/14/2023	VARIOUS		957,385	955,000	1,926
880349-AU-9	TENNECO INC 8 11/17/2028		08/15/2023	MERRILL LYNCH PIERCE FENNER & SMITH INC		142,800	168,000	
880779-BA-0	TEREX CORP 5 05/15/2029		11/17/2023	VARIOUS		54,413	60,000	50
88167A-AE-1	TEVA PHARMACEUTICALS NE 3.15 10/01/2026	D.	05/18/2023	JP MORGAN SECURITIES LLC		47,965	53,000	60
88167A-AE-1	TEVA PHARMACEUTICALS NE 3.15 10/01/2026	D.	05/18/2023	VARIOUS		251,421	280,000	528
88167P-AC-2	TESLA 2023-A A3 5.89 06/22/2026 ABS		07/19/2023	WELLS FARGO SECURITIES LLC		1,624,892	1,625,000	
88167P-AD-0	TESLA 2023-A A4 5.94 07/20/2027 ABS		07/19/2023	WELLS FARGO SECURITIES LLC		1,024,902	1,025,000	
881943-AE-4	TEVT 2023-1 A4 5.38 02/20/2029 ABS		12/13/2023	DEUTSCHE BANK SECURITIES INC		1,129,694	1,130,000	
88240T-AD-3	TEXAS ELECTRIC MKT STAB 5.167 02/01/2050		01/25/2023	Citigroup Global Markets Inc.		2,095,120	2,000,000	63,726
882508-CB-8	TEXAS INSTRUMENTS INC 4.9 03/14/2033		04/05/2023	Bank of America Merrill Lynch		1,025,895	975,000	3,450
88258M-AA-3	TNG23 2023-1 A1 5.102 04/01/2035 ABS		03/10/2023	JEFFERIES LLC		3,830,000	3,830,000	
88258M-AB-1	TNG23 2023-1 A2 5.169 04/01/2041 ABS		03/10/2023	JEFFERIES LLC		6,110,000	6,110,000	
88581E-AD-3	3650R 2021-PF1 A5 2.522 11/15/2054 CMB		02/14/2023	BMO CAPITAL MARKETS CORP		328,625	400,000	420
88632Q-AE-3	CLOUD SOFTWARE GRP INC 6.5 03/31/2029		10/27/2023	VARIOUS		1,001,493	1,128,000	15,229
89231F-AE-0	TAOT 2023-C A4 5.01 02/15/2029 ABS		08/08/2023	BNP PARIBAS SECURITIES CORP		832,796	833,000	
89231W-AA-1	TALNT 2023-1A A 4.93 06/25/2036 ABS		07/18/2023	VARIOUS		18,353,231	18,358,000	
892331-AR-0	TOYOTA MOTOR CORP 5.123 07/13/2033	D.	07/06/2023	JP MORGAN SECURITIES LLC		70,000	70,000	
893647-BR-7	TRANSDIGM INC 6.75 08/15/2028		04/24/2023	VARIOUS		2,245,053	2,250,000	6,648
893647-BT-3	TRANSDIGM INC 7.125 12/01/2031		11/15/2023	GOLDMAN SACHS & CO LLC		757,278	763,000	
896522-AJ-8	TRINITY INDUSTRIES INC 7.75 07/15/2028		06/28/2023	MERRILL LYNCH PIERCE FENNER & SMITH INC		243,000	243,000	
89686Q-AA-4	TRIVIMUM PACKAGING FIN 5.5 08/15/2026	D.	03/03/2023	DEUTSCHE BANK SECURITIES INC		190,560	200,000	672
89788M-AL-6	TRUIST FINANCIAL CORP VAR 01/26/2029		01/23/2023	SUNTRUST ROBINSON HUMPHREY INC		1,200,000	1,200,000	
90138F-AC-6	TWILIO INC 3.625 03/15/2029		03/30/2023	VARIOUS		224,895	268,000	3,250
90138F-AD-4	TWILIO INC 3.875 03/15/2031		03/30/2023	JP MORGAN SECURITIES LLC		26,880	32,000	62
902104-AC-2	COHERENT CORP 5 12/15/2029		06/27/2023	VARIOUS		90,706	102,000	301
90290M-AG-6	US FOODS INC 6.875 09/15/2028		09/11/2023	MERRILL LYNCH PIERCE FENNER & SMITH INC		250,000	250,000	
90290M-AH-4	US FOODS INC 7.25 01/15/2032		09/11/2023	MERRILL LYNCH PIERCE FENNER & SMITH INC		189,000	189,000	
90291V-AC-4	USAOT 2023-A A3 5.58 05/15/2028 ABS		09/07/2023	TD SECURITIES USA LLC		3,999,300	4,000,000	
90353T-AC-4	UBER TECHNOLOGIES INC 8 11/01/2026		03/30/2023	GOLDMAN SACHS & CO LLC		159,421	156,000	5,289
90353T-AK-6	UBER TECHNOLOGIES INC 4.5 08/15/2029		11/03/2023	VARIOUS		85,230	95,000	819
90932L-AH-0	UNITED AIRLINES INC 4.625 04/15/2029		02/14/2023	VARIOUS		153,864	171,000	2,456
911312-BZ-8	UNITED PARCEL SERVICE 4.875 03/03/2033		02/23/2023	BARCLAYS CAPITAL INC		1,024,672	1,025,000	
911365-BQ-6	UNITED RENTALS NORTH AM 6 12/15/2029		07/19/2023	VARIOUS		150,535	150,000	2,360
91159H-JK-7	US BANCORP VAR 02/01/2029		01/26/2023	US BANCORP INVESTMENTS INC/SPOKANE WA		3,000,000	3,000,000	
91327T-AA-9	UNITI GROUP/CSL CAPITAL 10.5 02/15/2028		08/10/2023	VARIOUS		615,433	617,000	9,912
914906-AX-0	UNIVISION COMMUNICATION 7.375 06/30/2030		07/05/2023	WELLS FARGO SECURITIES LLC		744,589	783,000	16,279
914906-AY-8	UNIVISION COMMUNICATIONS 8 08/15/2028		12/11/2023	VARIOUS		619,763	618,000	5,451
91679A-AA-4	UPST 2023-1 A 6.59 02/20/2033 ABS		02/03/2023	GOLDMAN SACHS & CO LLC		1,569,914	1,570,000	
91740P-AC-2	USA COM PART/USA COM F1 6.875 04/01/2026		03/08/2023	VARIOUS		48,734	50,000	1,329
91740P-AF-5	USA COM PART/USA COM F1 6.875 09/01/2027		11/01/2023	VARIOUS		39,285	41,000	310
91879Q-AL-3	VAIL RESORTS INC 6.25 05/15/2025		06/29/2023	PERSHING LLC		105,131	105,000	875
92332Y-AA-9	VENTURE GLOBAL LNG INC 8.125 06/01/2028		08/08/2023	VARIOUS		1,877,004	1,875,000	5,331
92332Y-AB-7	VENTURE GLOBAL LNG INC 8.375 06/01/2031		08/25/2023	VARIOUS		1,664,141	1,664,000	2,907
92332Y-AC-5	VENTURE GLOBAL LNG INC 9.5 02/01/2029		11/06/2023	VARIOUS		1,637,921	1,637,000	333
92332Y-AD-3	VENTURE GLOBAL LNG INC 9.875 02/01/2032		11/08/2023	VARIOUS		725,501	729,000	522
92339G-AB-9	VERD 2023-1A A2 6.24 01/13/2031 ABS		08/10/2023	WELLS FARGO SECURITIES LLC		1,634,935	1,635,000	
92348V-AA-7	VZMT 2023-6 A 5.35 09/22/2031 ABS		12/22/2023	WELLS FARGO SECURITIES LLC		1,031,484	1,000,000	1,040
92537R-AA-7	TK ELEVATOR US NEWCO INC 5.25 07/15/2027		09/11/2023	VARIOUS		369,940	400,000	2,596
92552V-AL-4	VIASAT INC 5.625 04/15/2027		09/21/2023	VARIOUS		303,738	346,000	8,511
92660F-AN-4	VIDEOTRON LTD 3.625 06/15/2029	A.	11/01/2023	GOLDMAN SACHS & CO LLC		45,336	54,000	731
92735L-AA-0	CHESAPEAKE ENERGY CORP 6.75 04/15/2029		02/22/2023	Citigroup Global Markets Inc.		61,831	65,000	1,572
92769X-AR-6	VIRGIN MEDIA SECURED FIN 4.5 08/15/2030	D.	03/07/2023	DEUTSCHE BANK SECURITIES INC		334,120	400,000	1,200
92933B-AT-1	WMG ACQUISITION CORP 3.75 12/01/2029		09/25/2023	VARIOUS		145,160	167,000	2,374
92943G-AE-1	WR GRACE HOLDING LLC 7.375 03/01/2031		04/06/2023	VARIOUS		373,919	374,000	166
93142T-AC-2	WALGREENS BOOTS ALLIANCE 4.8 11/18/2044		12/20/2023	BNP PARIBAS SECURITIES CORP		63,026	79,000	342

ANNUAL STATEMENT FOR THE YEAR 2023 OF THE ZURICH AMERICAN INSURANCE COMPANY

SCHEDULE D - PART 3

Showing All Long-Term Bonds and Stocks ACQUIRED During Current Year

1	2	3	4	5	6	7	8	9
CUSIP Identification	Description	Foreign	Date Acquired	Name of Vendor	Number of Shares of Stock	Actual Cost	Par Value	Paid for Accrued Interest and Dividends
931427-AS-7	WALGREENS BOOTS ALLIANCE 3.2 04/15/2030		12/20/2023	BNP PARIBAS SECURITIES CORP		16,509	19,000	113
931427-AT-5	WALGREENS BOOTS ALLIANCE 4.1 04/15/2050		12/19/2023	BNP PARIBAS SECURITIES CORP		83,910	119,000	885
94106L-BT-5	WASTE MANAGEMENT INC 4.625 02/15/2030		02/08/2023	WELLS FARGO SECURITIES LLC		798,864	800,000	
95000U-3D-3	WELLS FARGO & COMPANY VAR 04/24/2034		04/17/2023	WELLS FARGO SECURITIES LLC		310,000	310,000	
95000U-3F-8	WELLS FARGO & COMPANY VAR 07/25/2034		07/18/2023	WELLS FARGO SECURITIES LLC		4,000,000	4,000,000	
95001J-AV-9	WFCM 2018-C44 ASB 4.167 05/15/2051 CMBS		01/05/2023	WELLS FARGO SECURITIES LLC		2,416,875	2,500,000	2,315
95001L-AS-1	WFCM 2018-C43 ASB 3.951 03/15/2051 CMBS		01/05/2023	WELLS FARGO SECURITIES LLC		1,346,450	1,400,000	1,229
95002R-AX-6	WFCM 2020-C56 A5 2.448 06/15/2053 CMBS		03/02/2023	MERRILL LYNCH PIERCE FENNER & SMITH INC		1,530,492	1,825,000	444
95002U-AJ-0	WFCM 2020-C58 A4 2.092 07/15/2053 CMBS		03/08/2023	VARIOUS		3,131,039	3,950,000	1,206
950739-AA-0	WEPCO 2021-1 A 1.578 12/15/2035 ABS		05/02/2023	WELLS FARGO SECURITIES LLC		3,501,018	4,056,763	24,717
950810-AP-9	WESCO DISTRIBUTION INC 7.25 06/15/2028		09/25/2023	MERRILL LYNCH PIERCE FENNER & SMITH INC		196,031	196,000	4,026
96949V-AL-7	WILLIAMS SCOTSMAN INC 7.375 10/01/2031		09/12/2023	VARIOUS		555,148	555,000	
983130-AV-7	WYNN LAS VEGAS LLC/CORP 5.0 03/01/2025		02/28/2023	VARIOUS		276,081	285,000	5,238
983133-AA-7	WYNN RESORTS FINANCE LL 5.125 10/01/2029		06/01/2023	VARIOUS		213,435	238,000	4,362
983133-AC-3	WYNN RESORTS FINANCE LL 7.125 02/15/2031		08/07/2023	VARIOUS		229,003	230,000	2,568
98919V-AA-3	ZAYO GROUP HOLDINGS INC 4 03/01/2027		02/07/2023	BARCLAYS CAPITAL SECURITIES INC.		20,410	26,000	456
98978V-AK-9	ZOETIS INC 4.5 11/13/2025		03/23/2023	Citigroup Global Markets Inc.		858,736	855,000	14,321
98981B-AA-0	ZI TECH LLC/ZI FIN CORP 3.875 02/01/2029		06/06/2023	VARIOUS		414,910	486,000	2,400
BRYRBD-EC-2	PROJECT LEVEL 3 11.00 11/15/2029 InfraDebt	D.	11/13/2023	DIRECT TO COMPANY		461,404	461,404	4,512
07160F-AR-0	Orica Limited 5.82 10/16/2032 PRIVATE	D.	03/16/2023	DIRECT TO COMPANY		8,450,000	8,450,000	
1109999999. Subtotal - Industrial and Miscellaneous (Unaffiliated)						705,723,835	719,485,851	1,842,933
01881U-AE-5	ALLIANT HOLDINGS INTERMED FLT 05/09/2025 SL		01/23/2023	DIRECT TO COMPANY		(296,066)	(301,723)	
02358B-AA-0	AMERCARE ROYAL LLC TL FLT 11/25/25 Private Loan		10/03/2023	DIRECT TO COMPANY		21,766	21,766	
03937*-AB-8	Arcfield Acq. FLT 08/03/29 Term Loan		08/03/2023	DIRECT TO COMPANY		854,282	871,716	
12768E-AG-1	CAESARS ENTERTAIN INC FLT 02/06/2030 SL		02/10/2023	JP MORGAN SECURITIES LLC		9,900,000	10,000,000	
16115E-AQ-0	CHART INDUSTRIES INC FLT 12/07/2029 [SHELL] SL		03/27/2023	DIRECT TO COMPANY		(7,341,510)	(7,529,754)	
16115E-AS-6	CHART INDUSTRIES INC FLT 03/15/2030 SL		10/02/2023	DIRECT TO COMPANY		7,473,375	7,492,112	
17178H-AM-4	CIENA CORP FLT 10/24/2030 SL		10/24/2023	DIRECT TO COMPANY		2,392,763	2,392,763	
26872N-AC-3	EMERALD DEBT MERGER FLT 05/31/2030 SL		06/20/2023	RBC CAPITAL MARKETS LLC		9,912,483	10,002,565	
35100D-AT-3	FOUR SEASONS HOTELS LTD FLT 11/30/2029 SL	A.	08/31/2023	DIRECT TO COMPANY		7,593,760	7,593,760	
38017B-AQ-9	GO DADDY OPERATING CO LLC FLT 08/10/2027 SL		02/02/2023	VARIOUS		17,909	(7,673)	
40416V-AE-5	CORE & MAIN LP FLT 07/27/2028 SL		01/24/2023	VARIOUS		3,734		
44332E-AW-6	HUB INTERNATIONAL LTD FLT 06/08/2030 SL		07/28/2023	GOLDMAN SACHS & CO LLC		10,580,292	10,687,164	
44988L-AF-4	IRB HOLDING CORP FLT 02/05/2025 SL		01/01/2023	DIRECT TO COMPANY		(13,819)	(14,029)	
44988L-AH-0	IRB HOLDING CORP FLT 1/25/2028 SL		04/12/2023	VARIOUS		14,947,761	15,088,444	
55292H-AL-7	MLN US HOLDCO LLC FLT 10/18/2027 SL		03/09/2023	DIRECT TO COMPANY		3,457,346	3,457,346	
55392*-AA-8	MBS Services Holdings, LLC FLT 07/31/2024 Term Loan		06/30/2023	DIRECT TO COMPANY		16,109	16,109	
56658B-AJ-4	Margaritaville Enterprises, LLC 06/17/27 DDTL		06/08/2023	DIRECT TO COMPANY		380,793	380,793	
71677H-AL-9	PETSMART INC FLT 01/29/2028 SL		10/10/2023	Bank of America Merrill Lynch		2,934,584	2,868,276	
71911K-AC-8	PHOENIX NEWCO INC FLT 11/15/2028 SL		01/12/2023	VARIOUS		(56)	(2,497)	
74909H-AE-9	QUORUM HEALTH CORP FLT 04/29/2025 SL		01/01/2023	VARIOUS		125,704	125,704	
78431B-AD-5	SON Holdco, Inc. (12/15/25) TL (HARMONY FOODS)		06/06/2023	DIRECT TO COMPANY		2,339,854	2,369,473	
78466D-BD-5	SS&C TECHNOLOGIES INC FLT 04/16/2025 SL		02/23/2023	JEFFERIES LLC		1,708,623	1,706,366	
78466D-BE-3	SS&C TECHNOLOGIES INC FLT 04/16/2025 SL		02/23/2023	JEFFERIES LLC		1,501,441	1,499,458	
78466D-BF-0	SS&C TECHNOLOGIES INC FLT 04/16/2025 SL		01/23/2023	VARIOUS		(27,586)	(32,679)	
81527C-AP-2	SEGGWICK CMS INC FLT 02/24/2028 SL		03/02/2023	DIRECT TO COMPANY		16,327,207	16,326,732	
85350E-AB-2	STANDARD INDUSTRIES INC FLT 09/22/2028 SL		05/15/2023	VARIOUS		4,588,359	4,596,497	
89334G-AX-2	TRANS UNION LLC FLT 11/16/2026 SL		03/22/2023	VARIOUS		6,806,514	6,796,684	
90351H-AD-0	U.S. FOODSERVICE FLT 09/13/2026 SL		01/19/2023	VARIOUS		(318,175)	(349,338)	
90351J-AH-7	UBER TECHNOLOGIES INC FLT 03/04/2030 SL		03/17/2023	MORGAN STANLEY		17,363,333	17,406,851	
90351N-AM-7	USI INC/NY FLT 11/22/2029 [SHELL] SL		12/14/2023	DIRECT TO COMPANY		13,490,151	13,490,151	
998053-12-2	AMSURG LLC FLT 10/29/2028 SL		01/01/2023	VARIOUS		167,065	327,876	
998120-52-3	Bond Pharmacy Inc FLT 03/31/2026 Term Loan		12/05/2023	DIRECT TO COMPANY		2,566,419	2,605,789	
06901L-AJ-6	1011778 BC ULC FLT 09/12/2030 [SHELL] SL	A.	09/12/2023	DIRECT TO COMPANY		11,996,977	12,057,263	
P2121Y-AU-2	CARNIVAL CORP FLT 08/09/2027 SL		08/17/2023	JP MORGAN SECURITIES LLC		14,925,000	15,000,000	

E13.13

ANNUAL STATEMENT FOR THE YEAR 2023 OF THE ZURICH AMERICAN INSURANCE COMPANY

SCHEDULE D - PART 3

Showing All Long-Term Bonds and Stocks ACQUIRED During Current Year

1	2	3	4	5	6	7	8	9
CUSIP Identification	Description	Foreign	Date Acquired	Name of Vendor	Number of Shares of Stock	Actual Cost	Par Value	Paid for Accrued Interest and Dividends
1909999999. Subtotal - Bonds - Unaffiliated Bank Loans						156,396,392	156,943,965	
2509999997. Total - Bonds - Part 3						1,687,173,994	1,710,612,562	4,573,312
2509999998. Total - Bonds - Part 5						315,407,007	322,707,702	844,911
2509999999. Total - Bonds						2,002,581,001	2,033,320,264	5,418,223
4509999997. Total - Preferred Stocks - Part 3							XXX	
4509999998. Total - Preferred Stocks - Part 5							XXX	
4509999999. Total - Preferred Stocks							XXX	
001055-10-2	AFLAC INC EQUITY		08/14/2023	MORGAN STANLEY & CO INTERNATIONAL PLC/SO	91,065.000	5,748,706		
001055-10-2	AFLAC INC EQUITY		08/14/2023	VARIOUS	1,676.000	118,171		
002824-10-0	ABBOTT LABORATORIES EQUITY		10/23/2023	MERRILL LYNCH PIERCE FENNER & SMITH INC	240.000	23,282		
002824-10-0	ABBOTT LABORATORIES EQUITY		10/23/2023	VARIOUS	17,848.000	1,786,232		
002877-10-9	ABBVIE INC EQUITY		10/27/2023	MERRILL LYNCH PIERCE FENNER & SMITH INC	2,783.000	403,701		
00724F-10-1	ADOBE INC EQUITY		10/27/2023	MERRILL LYNCH PIERCE FENNER & SMITH INC	724.000	372,315		
00790R-10-4	ADVANCED DRAINAGE SYSTEMS INC EQUITY		10/26/2023	MERRILL LYNCH PIERCE FENNER & SMITH INC	255.000	26,568		
00846U-10-1	AGILENT TECHNOLOGIES INC EQUITY		10/26/2023	MERRILL LYNCH PIERCE FENNER & SMITH INC	252.000	26,288		
00857U-10-7	AGILON HEALTH INC EQUITY		10/26/2023	MERRILL LYNCH PIERCE FENNER & SMITH INC	961.000	17,661		
009066-10-1	AIRBNB INC EQUITY		10/26/2023	VARIOUS	1,499.000	198,082		
009158-10-6	AIR PRODUCTS AND CHEMICALS INC EQUITY		06/08/2023	VARIOUS	1,760.000	505,231		
013091-10-3	ALBERTSONS COS INC EQUITY		10/27/2023	MERRILL LYNCH PIERCE FENNER & SMITH INC	271.000	5,919		
016255-10-1	ALIGN TECHNOLOGY INC EQUITY		10/26/2023	MERRILL LYNCH PIERCE FENNER & SMITH INC	126.000	24,012		
01749D-10-5	ALLEGRO MICROSYSTEMS INC EQUITY		10/26/2023	MERRILL LYNCH PIERCE FENNER & SMITH INC	276.000	7,645		
02043C-10-7	ALNYLAM PHARMACEUTICALS INC EQUITY		10/26/2023	MERRILL LYNCH PIERCE FENNER & SMITH INC	368.000	57,286		
02079K-10-7	ALPHABET INC EQUITY		10/27/2023	MERRILL LYNCH PIERCE FENNER & SMITH INC	8,048.000	993,499		
02079K-30-5	ALPHABET INC EQUITY		10/27/2023	VARIOUS	9,381.000	1,147,707		
02156B-10-3	ALTERYX INC EQUITY		10/26/2023	MERRILL LYNCH PIERCE FENNER & SMITH INC	244.000	7,654		
023135-10-6	AMAZON.COM INC EQUITY		12/28/2023	VARIOUS	16,432.000	2,022,183		
023586-50-6	U-HAUL HOLDING CO EQUITY		10/26/2023	MERRILL LYNCH PIERCE FENNER & SMITH INC	156.000	7,656		
025816-10-9	AMERICAN EXPRESS CO EQUITY		12/28/2023	VARIOUS	10,618.000	1,877,162		
025816-10-9	AMERICAN EXPRESS CO EQUITY		12/28/2023	UBS SECURITIES LLC	2,880.000	502,985		
03027X-10-0	AMERICAN TOWER CORP EQUITY		10/26/2023	VARIOUS	6,065.000	1,073,771		
03073E-10-5	CENCORA INC EQUITY		10/26/2023	MERRILL LYNCH PIERCE FENNER & SMITH INC	255.000	48,095		
03076C-10-6	AMERIPRISE FINANCIAL INC EQUITY		12/28/2023	VARIOUS	7,619.000	2,459,497		
031162-10-0	AMGEN INC EQUITY		12/13/2023	VARIOUS	4,362.000	1,164,815		
03662Q-10-5	ANSYS INC EQUITY		10/26/2023	MERRILL LYNCH PIERCE FENNER & SMITH INC	75.000	20,160		
03676B-10-2	ANTERO MIDSTREAM CORP EQUITY		10/27/2023	MERRILL LYNCH PIERCE FENNER & SMITH INC	609.000	7,431		
03743Q-10-8	APA CORP EQUITY		10/26/2023	MERRILL LYNCH PIERCE FENNER & SMITH INC	328.000	13,260		
03753U-10-6	APELLIS PHARMACEUTICALS INC EQUITY		10/26/2023	MERRILL LYNCH PIERCE FENNER & SMITH INC	370.000	17,929		
03769M-10-6	APOLLO GLOBAL MANAGEMENT INC EQUITY		10/26/2023	MERRILL LYNCH PIERCE FENNER & SMITH INC	1,925.000	155,978		
037833-10-0	APPLE INC EQUITY		10/27/2023	MERRILL LYNCH PIERCE FENNER & SMITH INC	23,787.000	3,970,212		
038222-10-5	APPLIED MATERIALS INC EQUITY		10/26/2023	MERRILL LYNCH PIERCE FENNER & SMITH INC	823.000	107,687		
03831W-10-8	APPROVIN CORP EQUITY		10/26/2023	MERRILL LYNCH PIERCE FENNER & SMITH INC	212.000	7,713		
03990B-10-1	ARES MANAGEMENT CORP EQUITY		10/26/2023	MERRILL LYNCH PIERCE FENNER & SMITH INC	594.000	60,349		
040413-10-6	ARISTA NETWORKS INC EQUITY		10/26/2023	MERRILL LYNCH PIERCE FENNER & SMITH INC	394.000	66,912		
04247X-10-2	ARMSTRONG WORLD INDUSTRIES INC EQUITY		10/27/2023	MERRILL LYNCH PIERCE FENNER & SMITH INC	90.000	6,584		
049468-10-1	ATLASSIAN CORP LTD EQUITY		12/15/2023	VARIOUS	589.000	106,571		
049560-10-5	ATMOS ENERGY CORP EQUITY		10/23/2023	GOLDMAN SACHS & CO LLC	1,766.000	190,370		
052769-10-6	AUTODESK INC EQUITY		10/26/2023	MERRILL LYNCH PIERCE FENNER & SMITH INC	329.000	64,526		
053015-10-3	AUTOMATIC DATA PROCESSING INC EQUITY		12/28/2023	VARIOUS	33,729.000	7,705,238		
053332-10-2	AUTOZONE INC EQUITY		10/26/2023	MERRILL LYNCH PIERCE FENNER & SMITH INC	15.000	36,761		
053774-10-5	AVIS BUDGET GROUP INC EQUITY		10/27/2023	MERRILL LYNCH PIERCE FENNER & SMITH INC	40.000	6,497		
05464C-10-1	AXON ENTERPRISE INC EQUITY		10/26/2023	VARIOUS	444.000	96,198		
05550J-10-1	BJ'S WHOLESALE CLUB HOLDINGS INC EQUITY		10/26/2023	MERRILL LYNCH PIERCE FENNER & SMITH INC	171.000	12,052		
05605H-10-0	BIIX TECHNOLOGIES INC EQUITY		10/27/2023	MERRILL LYNCH PIERCE FENNER & SMITH INC	100.000	7,403		
060505-10-4	BANK OF AMERICA CORP EQUITY		01/05/2023	Bear Stearns Securities Corp	41,244.000	1,407,864		
08265T-20-8	BENTLEY SYSTEMS INC EQUITY		10/26/2023	MERRILL LYNCH PIERCE FENNER & SMITH INC	661.000	32,209		

ANNUAL STATEMENT FOR THE YEAR 2023 OF THE ZURICH AMERICAN INSURANCE COMPANY

SCHEDULE D - PART 3

Showing All Long-Term Bonds and Stocks ACQUIRED During Current Year

1	2	3	4	5	6	7	8	9
CUSIP Identification	Description	Foreign	Date Acquired	Name of Vendor	Number of Shares of Stock	Actual Cost	Par Value	Paid for Accrued Interest and Dividends
084423-10-2	W R BERKLEY CORP EQUITY		10/23/2023	GOLDMAN SACHS & CO LLC	22,958.000	1,475,921		
086516-10-1	BEST BUY CO INC EQUITY		07/11/2023	VARIOUS	2,506.000	193,642		
090616-10-1	BIOMARIN PHARMACEUTICAL INC EQUITY		10/26/2023	MERRILL LYNCH PIERCE FENNER & SMITH INC	94.000	7,709		
09073M-10-4	BIO-TECHNE CORP EQUITY		10/27/2023	VARIOUS	334.000	23,465		
09247X-10-1	BLACKROCK INC EQUITY		08/14/2023	VARIOUS	4,103.000	2,807,768		
09260D-10-7	BLACKSTONE INC EQUITY		10/26/2023	VARIOUS	2,638.000	276,461		
093671-10-5	H&R BLOCK INC EQUITY		10/26/2023	MERRILL LYNCH PIERCE FENNER & SMITH INC	367.000	15,318		
09581B-10-3	BLUE OWL CAPITAL INC EQUITY		12/13/2023	RBC CAPITAL MARKETS LLC	254.000	3,389		
09857L-10-8	BOOKING HOLDINGS INC EQUITY		10/27/2023	VARIOUS	60.000	164,562		
09857L-10-8	BOOKING HOLDINGS INC EQUITY		10/27/2023	GOLDMAN SACHS & CO LLC	210.000	623,097		
099502-10-6	BOOZ ALLEN HAMILTON HOLDING CORP EQUITY		10/26/2023	MERRILL LYNCH PIERCE FENNER & SMITH INC	481.000	58,373		
100557-10-7	BOSTON BEER CO INC/THE EQUITY		10/26/2023	MERRILL LYNCH PIERCE FENNER & SMITH INC	33.000	12,041		
110122-10-8	BRISTOL-MYERS SQUIBB CO EQUITY		07/11/2023	VARIOUS	39,852.000	2,859,024		
11133T-10-3	BROADRIDGE FINANCIAL SOLUTIONS IN EQUITY		10/26/2023	MERRILL LYNCH PIERCE FENNER & SMITH INC	109.000	18,458		
11135F-10-1	BROADCOM INC EQUITY		12/28/2023	MERRILL LYNCH PIERCE FENNER & SMITH INC	14,319.000	8,871,301		
11135F-10-1	BROADCOM INC EQUITY		12/28/2023	VARIOUS	3,285.000	3,113,986		
115637-10-0	BROWN-FORMAN CORP EQUITY		10/26/2023	MERRILL LYNCH PIERCE FENNER & SMITH INC	143.000	8,205		
115637-20-9	BROWN-FORMAN CORP EQUITY		10/27/2023	MERRILL LYNCH PIERCE FENNER & SMITH INC	153.000	8,435		
116794-10-8	BRUKER CORP EQUITY		10/26/2023	MERRILL LYNCH PIERCE FENNER & SMITH INC	394.000	22,745		
122017-10-6	BURLINGTON STORES INC EQUITY		10/26/2023	MERRILL LYNCH PIERCE FENNER & SMITH INC	241.000	28,780		
125146-10-8	CDW CORP/DE EQUITY		10/26/2023	MERRILL LYNCH PIERCE FENNER & SMITH INC	175.000	34,725		
125269-10-0	CF INDUSTRIES HOLDINGS INC EQUITY		10/23/2023	VARIOUS	13,423.000	1,035,362		
12541W-20-9	CH ROBINSON WORLDWIDE INC EQUITY		10/27/2023	MERRILL LYNCH PIERCE FENNER & SMITH INC	93.000	7,598		
125523-10-0	CIGNA GROUP/THE EQUITY		11/27/2023	Bear Stearns Securities Corp	18,148.000	5,015,024		
125720-10-5	CME GROUP INC EQUITY		12/28/2023	VARIOUS	2,354.000	479,590		
125896-10-0	CMS ENERGY CORP EQUITY		10/23/2023	GOLDMAN SACHS & CO LLC	8,521.000	481,586		
125896-10-0	CMS ENERGY CORP EQUITY		10/23/2023	VARIOUS	45,165.000	2,669,174		
126650-10-0	CVS HEALTH CORP EQUITY		07/11/2023	UBS SECURITIES LLC	677.000	48,255		
127097-10-3	COTERRA ENERGY INC EQUITY		12/28/2023	VARIOUS	69,743.000	1,742,483		
127387-10-8	CADENCE DESIGN SYSTEMS INC EQUITY		10/26/2023	MERRILL LYNCH PIERCE FENNER & SMITH INC	407.000	93,792		
134429-10-9	CAMPBELL SOUP CO EQUITY		09/21/2023	VARIOUS	20,457.000	917,306		
14448C-10-4	CARRIER GLOBAL CORP EQUITY		09/21/2023	GOLDMAN SACHS & CO LLC	13,231.000	695,521		
147528-10-3	CASEY'S GENERAL STORES INC EQUITY		10/27/2023	MERRILL LYNCH PIERCE FENNER & SMITH INC	28.000	7,583		
149123-10-1	CATERPILLAR INC EQUITY		12/28/2023	VARIOUS	2,434.000	664,727		
149123-10-1	CATERPILLAR INC EQUITY		12/28/2023	GOLDMAN SACHS & CO LLC	3,858.000	1,049,521		
15118V-20-7	CELSIUS HOLDINGS INC EQUITY		10/26/2023	MERRILL LYNCH PIERCE FENNER & SMITH INC	177.000	28,389		
16119P-10-8	CHARTER COMMUNICATIONS INC EQUITY		12/28/2023	VARIOUS	976.000	388,724		
16359R-10-3	CHEMED CORP EQUITY		10/26/2023	MERRILL LYNCH PIERCE FENNER & SMITH INC	39.000	21,616		
16411R-20-8	CHEMERE ENERGY INC EQUITY		10/26/2023	MERRILL LYNCH PIERCE FENNER & SMITH INC	899.000	150,963		
166764-10-0	CHEVRON CORP EQUITY		08/14/2023	MERRILL LYNCH PIERCE FENNER & SMITH INC	13,088.000	2,146,923		
169656-10-5	CHIPOTLE MEXICAN GRILL INC EQUITY		10/26/2023	VARIOUS	42.000	75,872		
169656-10-5	CHIPOTLE MEXICAN GRILL INC EQUITY		10/26/2023	GOLDMAN SACHS & CO LLC	79.000	147,415		
169905-10-6	CHOICE HOTELS INTERNATIONAL INC EQUITY		10/26/2023	MERRILL LYNCH PIERCE FENNER & SMITH INC	116.000	12,859		
171340-10-2	CHURCH & DWIGHT CO INC EQUITY		10/26/2023	MERRILL LYNCH PIERCE FENNER & SMITH INC	282.000	26,008		
171484-10-8	CHURCHILL DOWNS INC EQUITY		10/26/2023	MERRILL LYNCH PIERCE FENNER & SMITH INC	265.000	28,638		
172062-10-1	CINCINNATI FINANCIAL CORP EQUITY		12/28/2023	VARIOUS	30,870.000	3,106,508		
17275R-10-2	CISCO SYSTEMS INC EQUITY		12/28/2023	VARIOUS	58,413.000	2,848,460		
172908-10-5	CINTAS CORP EQUITY		10/26/2023	VARIOUS	2,297.000	1,147,240		
189054-10-9	CLOROX CO/THE EQUITY		10/26/2023	MERRILL LYNCH PIERCE FENNER & SMITH INC	191.000	23,153		
18915M-10-7	CLOUDFLARE INC EQUITY		10/26/2023	MERRILL LYNCH PIERCE FENNER & SMITH INC	1,065.000	59,147		
191216-10-0	COCA-COLA CO/THE EQUITY		12/13/2023	VARIOUS	69,066.000	4,099,282		
192446-10-2	COGNIZANT TECHNOLOGY SOLUTIONS CO EQUITY		08/14/2023	MORGAN STANLEY & CO INTERNATIONAL PLC/SO	13,550.000	909,713		
20030N-10-1	COMCAST CORP EQUITY		09/21/2023	GOLDMAN SACHS & CO LLC	27,429.000	1,253,711		
200340-10-7	COMERICA INC EQUITY		12/28/2023	VARIOUS	21,787.000	1,022,366		
200340-10-7	COMERICA INC EQUITY		12/28/2023	UBS SECURITIES LLC	22,335.000	970,623		

ANNUAL STATEMENT FOR THE YEAR 2023 OF THE ZURICH AMERICAN INSURANCE COMPANY

SCHEDULE D - PART 3

Showing All Long-Term Bonds and Stocks ACQUIRED During Current Year

1	2	3	4	5	6	7	8	9
CUSIP Identification	Description	Foreign	Date Acquired	Name of Vendor	Number of Shares of Stock	Actual Cost	Par Value	Paid for Accrued Interest and Dividends
20717M-10-3	CONFLUENT INC EQUITY		10/26/2023	MERRILL LYNCH PIERCE FENNER & SMITH INC	689.000	18,594		
217204-10-6	COPART INC EQUITY		10/27/2023	MERRILL LYNCH PIERCE FENNER & SMITH INC	1,424.000	61,448		
22160K-10-5	COSTCO WHOLESALE CORP EQUITY		10/27/2023	MERRILL LYNCH PIERCE FENNER & SMITH INC	697.000	381,631		
22266T-10-9	COUPANG INC EQUITY		10/26/2023	MERRILL LYNCH PIERCE FENNER & SMITH INC	4,057.000	70,379		
227046-10-9	CROCS INC EQUITY		10/26/2023	MERRILL LYNCH PIERCE FENNER & SMITH INC	226.000	19,517		
22788C-10-5	CROWDSTRIKE HOLDINGS INC EQUITY		12/13/2023	VARIOUS	806.000	140,529		
22822V-10-1	CROWN CASTLE INC EQUITY		06/08/2023	UBS SECURITIES LLC	11,370.000	1,314,002		
231021-10-6	CUMMINS INC EQUITY		12/28/2023	VARIOUS	10,221.000	2,428,522		
23331A-10-9	DR HORTON INC EQUITY		09/21/2023	VARIOUS	3,488.000	404,594		
237194-10-5	DARDEN RESTAURANTS INC EQUITY		09/21/2023	VARIOUS	16,208.000	2,574,386		
23804L-10-3	DATADOG INC EQUITY		10/26/2023	MERRILL LYNCH PIERCE FENNER & SMITH INC	1,011.000	81,616		
23918K-10-8	DAVITA INC EQUITY		10/27/2023	VARIOUS	8,206.000	647,133		
243537-10-7	DECKERS OUTDOOR CORP EQUITY		10/26/2023	MERRILL LYNCH PIERCE FENNER & SMITH INC	97.000	47,005		
244199-10-5	DEERE & CO EQUITY		11/27/2023	VARIOUS	1,288.000	484,934		
25179M-10-3	DEVON ENERGY CORP EQUITY		12/28/2023	VARIOUS	57,190.000	2,698,263		
252131-10-7	DEXCOM INC EQUITY		11/27/2023	VARIOUS	1,392.000	138,969		
25278X-10-9	DIAMONDBACK ENERGY INC EQUITY		10/23/2023	GOLDMAN SACHS & CO LLC	3,253.000	537,810		
254709-10-8	DISCOVER FINANCIAL SERVICES EQUITY		12/28/2023	VARIOUS	38,762.000	4,004,810		
256163-10-6	DOCUSIGN INC EQUITY		10/26/2023	MERRILL LYNCH PIERCE FENNER & SMITH INC	752.000	29,304		
256677-10-5	DOLLAR GENERAL CORP EQUITY		10/26/2023	MERRILL LYNCH PIERCE FENNER & SMITH INC	329.000	39,792		
25746U-10-9	DOMINION ENERGY INC EQUITY		06/16/2023	MORGAN STANLEY & CO INTERNATIONAL PLC/SO	25,181.000	1,466,982		
25754A-20-1	DOMINO'S PIZZA INC EQUITY		10/26/2023	MERRILL LYNCH PIERCE FENNER & SMITH INC	54.000	18,681		
257651-10-9	DONALDSON CO INC EQUITY		10/26/2023	MERRILL LYNCH PIERCE FENNER & SMITH INC	188.000	10,922		
25809K-10-5	DOORDASH INC EQUITY		10/26/2023	MERRILL LYNCH PIERCE FENNER & SMITH INC	873.000	62,016		
25862V-10-5	DOUBLEVERIFY HOLDINGS INC EQUITY		10/26/2023	MERRILL LYNCH PIERCE FENNER & SMITH INC	467.000	12,472		
260003-10-8	DOVER CORP EQUITY		10/23/2023	VARIOUS	4,714.000	666,080		
260557-10-3	DOV INC EQUITY		02/15/2023	MORGAN STANLEY & CO INTERNATIONAL PLC/SO	36,450.000	2,178,525		
26142V-10-5	DRAFTKINGS INC EQUITY		10/26/2023	MERRILL LYNCH PIERCE FENNER & SMITH INC	1,549.000	40,626		
26210C-10-4	DROPBOX INC EQUITY		10/26/2023	MERRILL LYNCH PIERCE FENNER & SMITH INC	845.000	22,289		
26441C-20-4	DUKE ENERGY CORP EQUITY		01/05/2023	Bear Stearns Securities Corp	24,474.000	2,524,138		
26622P-10-7	DOXIMITY INC EQUITY		10/27/2023	MERRILL LYNCH PIERCE FENNER & SMITH INC	300.000	6,298		
268150-10-9	DYNATRACE INC EQUITY		10/26/2023	MERRILL LYNCH PIERCE FENNER & SMITH INC	888.000	39,167		
26875P-10-1	EOG RESOURCES INC EQUITY		12/28/2023	VARIOUS	14,020.000	1,782,785		
26969P-10-8	EAGLE MATERIALS INC EQUITY		10/26/2023	MERRILL LYNCH PIERCE FENNER & SMITH INC	87.000	12,846		
278865-10-0	EQCLAB INC EQUITY		10/26/2023	MERRILL LYNCH PIERCE FENNER & SMITH INC	181.000	28,675		
28176E-10-8	EDWARDS LIFESCIENCES CORP EQUITY		10/26/2023	VARIOUS	8,691.000	640,226		
29084C-10-0	EMCOR GROUP INC EQUITY		10/26/2023	MERRILL LYNCH PIERCE FENNER & SMITH INC	60.000	12,363		
291011-10-4	EMERSON ELECTRIC CO EQUITY		12/28/2023	VARIOUS	29,137.000	2,698,495		
29355A-10-7	ENPHASE ENERGY INC EQUITY		10/26/2023	VARIOUS	488.000	66,146		
29362U-10-4	ENTEGRIS INC EQUITY		12/13/2023	RBC CAPITAL MARKETS LLC	29.000	3,315		
29364G-10-3	ENERGY CORP EQUITY		07/11/2023	VARIOUS	25,266.000	2,640,691		
29414B-10-4	EPAM SYSTEMS INC EQUITY		10/26/2023	MERRILL LYNCH PIERCE FENNER & SMITH INC	91.000	19,426		
294429-10-5	EQUIFAX INC EQUITY		10/27/2023	MERRILL LYNCH PIERCE FENNER & SMITH INC	53.000	8,714		
29452E-10-1	EQUITABLE HOLDINGS INC EQUITY		10/26/2023	MERRILL LYNCH PIERCE FENNER & SMITH INC	1,316.000	35,134		
29472R-10-8	EQUITY LIFESTYLE PROPERTIES INC EQUITY		10/26/2023	MERRILL LYNCH PIERCE FENNER & SMITH INC	218.000	14,453		
298736-10-9	EURONET WORLDWIDE INC EQUITY		10/26/2023	MERRILL LYNCH PIERCE FENNER & SMITH INC	97.000	7,693		
30040U-10-8	EVERSOURCE ENERGY EQUITY		07/11/2023	UBS SECURITIES LLC	22,723.000	1,621,684		
30063P-10-5	EXACT SCIENCES CORP EQUITY		10/26/2023	MERRILL LYNCH PIERCE FENNER & SMITH INC	230.000	14,119		
30161N-10-1	EXELON CORP EQUITY		06/16/2023	Bear Stearns Securities Corp	8,595.000	367,049		
30161Q-10-4	EXELIXIS INC EQUITY		10/26/2023	MERRILL LYNCH PIERCE FENNER & SMITH INC	879.000	18,457		
30212P-30-3	EXPEDIA GROUP INC EQUITY		10/27/2023	MERRILL LYNCH PIERCE FENNER & SMITH INC	83.000	7,866		
30231G-10-2	EXXON MOBIL CORP EQUITY		10/23/2023	VARIOUS	12,899.000	1,411,892		
30231G-10-2	EXXON MOBIL CORP EQUITY		10/23/2023	UBS SECURITIES LLC	8,127.000	862,223		
302491-30-3	FMC CORP EQUITY		02/15/2023	MORGAN STANLEY & CO INTERNATIONAL PLC/SO	12,541.000	1,618,385		
302941-10-9	FTI CONSULTING INC EQUITY		10/27/2023	MERRILL LYNCH PIERCE FENNER & SMITH INC	35.000	7,526		

ANNUAL STATEMENT FOR THE YEAR 2023 OF THE ZURICH AMERICAN INSURANCE COMPANY

SCHEDULE D - PART 3

Showing All Long-Term Bonds and Stocks ACQUIRED During Current Year

1	2	3	4	5	6	7	8	9
CUSIP Identification	Description	Foreign	Date Acquired	Name of Vendor	Number of Shares of Stock	Actual Cost	Par Value	Paid for Accrued Interest and Dividends
30303M-10-2	META PLATFORMS INC EQUITY		12/15/2023	VARIOUS	3,493.000	1,009,949		
303075-10-5	FACTSET RESEARCH SYSTEMS INC EQUITY		10/26/2023	MERRILL LYNCH PIERCE FENNER & SMITH INC	57.000	24,457		
303250-10-4	FAIR ISAAC CORP EQUITY		10/26/2023	MERRILL LYNCH PIERCE FENNER & SMITH INC	165.000	114,183		
311900-10-4	FASTENAL CO EQUITY		12/28/2023	VARIOUS	8,720.000	565,470		
311900-10-4	FASTENAL CO EQUITY		12/28/2023	MERRILL LYNCH PIERCE FENNER & SMITH INC	353.000	20,208		
31428X-10-6	FEDEX CORP EQUITY		12/28/2023	VARIOUS	11,895.000	2,888,891		
316773-10-0	FIFTH THIRD BANCORP EQUITY		12/28/2023	VARIOUS	161,520.000	4,770,124		
31946M-10-3	FIRST CITIZENS BANCSHARES INC/NC EQUITY		10/27/2023	MERRILL LYNCH PIERCE FENNER & SMITH INC	6.000	8,186		
33829M-10-1	FIVE BELOW INC EQUITY		10/26/2023	MERRILL LYNCH PIERCE FENNER & SMITH INC	203.000	35,244		
338307-10-1	FIVE9 INC EQUITY		10/26/2023	MERRILL LYNCH PIERCE FENNER & SMITH INC	265.000	15,139		
339041-10-5	FLEETCOR TECHNOLOGIES INC EQUITY		10/26/2023	MERRILL LYNCH PIERCE FENNER & SMITH INC	88.000	20,115		
339750-10-1	FLOOR & DECOR HOLDINGS INC EQUITY		10/26/2023	MERRILL LYNCH PIERCE FENNER & SMITH INC	388.000	29,941		
345370-86-0	FORD MOTOR CO EQUITY		01/05/2023	Bear Stearns Securities Corp	15,394.000	188,769		
34959E-10-9	FORTINET INC EQUITY		10/26/2023	MERRILL LYNCH PIERCE FENNER & SMITH INC	1,033.000	57,567		
366651-10-7	GARTNER INC EQUITY		10/26/2023	MERRILL LYNCH PIERCE FENNER & SMITH INC	112.000	36,897		
369550-10-8	GENERAL DYNAMICS CORP EQUITY		08/14/2023	VARIOUS	4,399.000	1,015,666		
370334-10-4	GENERAL MILLS INC EQUITY		08/14/2023	VARIOUS	73,045.000	5,924,561		
372460-10-5	GENUINE PARTS CO EQUITY		11/27/2023	VARIOUS	8,162.000	1,220,921		
37637K-10-8	GITLAB INC EQUITY		10/26/2023	MERRILL LYNCH PIERCE FENNER & SMITH INC	325.000	13,415		
379577-20-8	GLOBUS MEDICAL INC EQUITY		10/27/2023	MERRILL LYNCH PIERCE FENNER & SMITH INC	163.000	7,538		
380237-10-7	GODADDY INC EQUITY		10/26/2023	MERRILL LYNCH PIERCE FENNER & SMITH INC	348.000	25,233		
38141G-10-4	GOLDMAN SACHS GROUP INC/THE EQUITY		06/08/2023	VARIOUS	3,892.000	1,300,461		
384109-10-4	GRACO INC EQUITY		10/26/2023	MERRILL LYNCH PIERCE FENNER & SMITH INC	253.000	18,909		
384802-10-4	III GRAINGER INC EQUITY		10/26/2023	MERRILL LYNCH PIERCE FENNER & SMITH INC	68.000	47,578		
38526M-10-6	GRAND CANYON EDUCATION INC EQUITY		12/13/2023	RBC CAPITAL MARKETS LLC	31.000	4,410		
388689-10-1	GRAPHIC PACKAGING HOLDING CO EQUITY		10/26/2023	MERRILL LYNCH PIERCE FENNER & SMITH INC	598.000	12,527		
40434L-10-5	HP INC EQUITY		06/08/2023	UBS SECURITIES LLC	3,925.000	117,936		
406216-10-1	HALLIBURTON CO EQUITY		10/23/2023	Bear Stearns Securities Corp	37,348.000	1,122,143		
406216-10-1	HALLIBURTON CO EQUITY		10/23/2023	VARIOUS	34,363.000	1,419,670		
418100-10-3	HASHICORP INC EQUITY		10/27/2023	MERRILL LYNCH PIERCE FENNER & SMITH INC	380.000	7,477		
422806-10-9	HEICO CORP EQUITY		10/26/2023	MERRILL LYNCH PIERCE FENNER & SMITH INC	153.000	24,366		
422806-20-8	HEICO CORP EQUITY		10/26/2023	MERRILL LYNCH PIERCE FENNER & SMITH INC	266.000	34,002		
427866-10-8	HERSHEY CO/THE EQUITY		10/26/2023	VARIOUS	4,026.000	798,726		
437076-10-2	HOME DEPOT INC/THE EQUITY		10/27/2023	VARIOUS	2,853.000	809,243		
438516-10-6	HONEYWELL INTERNATIONAL INC EQUITY		02/15/2023	MORGAN STANLEY & CO INTERNATIONAL PLC/SO	8,303.000	1,674,860		
443510-60-7	HUBBELL INC EQUITY		10/17/2023	Bear Stearns Securities Corp	116.000	34,760		
443573-10-0	HUBSPOT INC EQUITY		10/26/2023	MERRILL LYNCH PIERCE FENNER & SMITH INC	169.000	69,448		
444859-10-2	HUMANA INC EQUITY		10/23/2023	GOLDMAN SACHS & CO LLC	1,232.000	625,442		
445658-10-7	JB HUNT TRANSPORT SERVICES INC EQUITY		10/23/2023	GOLDMAN SACHS & CO LLC	2,391.000	428,672		
446413-10-6	HUNTINGTON INGALLS INDUSTRIES INC EQUITY		02/15/2023	VARIOUS	4,409.000	972,858		
45168D-10-4	IDEXX LABORATORIES INC EQUITY		10/26/2023	MERRILL LYNCH PIERCE FENNER & SMITH INC	125.000	49,680		
452308-10-9	ILLINOIS TOOL WORKS INC EQUITY		10/26/2023	MERRILL LYNCH PIERCE FENNER & SMITH INC	315.000	70,613		
45337C-10-2	INCYTE CORP EQUITY		10/27/2023	VARIOUS	2,397.000	131,866		
457730-10-9	INSPIRE MEDICAL SYSTEMS INC EQUITY		10/26/2023	MERRILL LYNCH PIERCE FENNER & SMITH INC	107.000	15,993		
45784P-10-1	INSULET CORP EQUITY		10/26/2023	VARIOUS	445.000	120,002		
460690-10-0	INTERPUBLIC GROUP OF COS INC/THE EQUITY		08/14/2023	VARIOUS	66,738.000	2,520,684		
461202-10-3	INTUIT INC EQUITY		12/28/2023	MERRILL LYNCH PIERCE FENNER & SMITH INC	416.000	199,462		
461202-10-3	INTUIT INC EQUITY		12/28/2023	VARIOUS	68.000	42,706		
46120E-60-2	INTUITIVE SURGICAL INC EQUITY		12/28/2023	VARIOUS	2,467.000	792,038		
462222-10-0	IONIS PHARMACEUTICALS INC EQUITY		10/26/2023	MERRILL LYNCH PIERCE FENNER & SMITH INC	455.000	20,765		
46266C-10-5	IQVIA HOLDINGS INC EQUITY		10/26/2023	MERRILL LYNCH PIERCE FENNER & SMITH INC	231.000	42,603		
46269C-10-2	IRIDIUM COMMUNICATIONS INC EQUITY		10/26/2023	MERRILL LYNCH PIERCE FENNER & SMITH INC	440.000	16,195		
466313-10-3	JABIL INC EQUITY		10/26/2023	MERRILL LYNCH PIERCE FENNER & SMITH INC	296.000	36,091		
478160-10-4	JOHNSON & JOHNSON EQUITY		10/23/2023	MORGAN STANLEY & CO INTERNATIONAL PLC/SO	17,769.000	2,735,138		
478160-10-4	JOHNSON & JOHNSON EQUITY		10/23/2023	VARIOUS	3,159.000	478,265		

E13.17

ANNUAL STATEMENT FOR THE YEAR 2023 OF THE ZURICH AMERICAN INSURANCE COMPANY

SCHEDULE D - PART 3

Showing All Long-Term Bonds and Stocks ACQUIRED During Current Year

1 CUSIP Identification	2 Description	3 Foreign	4 Date Acquired	5 Name of Vendor	6 Number of Shares of Stock	7 Actual Cost	8 Par Value	9 Paid for Accrued Interest and Dividends
48242W-10-6	KBR INC EQUITY		10/26/2023	MERRILL LYNCH PIERCE FENNER & SMITH INC	179.000	10,441		
482480-10-0	KLA CORP EQUITY		10/26/2023	MERRILL LYNCH PIERCE FENNER & SMITH INC	208.000	95,315		
48251W-10-4	KKR & CO INC EQUITY		10/26/2023	MERRILL LYNCH PIERCE FENNER & SMITH INC	581.000	31,710		
48576A-10-0	KARUNA THERAPEUTICS INC EQUITY		10/26/2023	MERRILL LYNCH PIERCE FENNER & SMITH INC	118.000	19,740		
49177J-10-2	KENVUE INC EQUITY		08/24/2023	VARIOUS	3,671.000	77,566		
494368-10-3	KIMBERLY-CLARK CORP EQUITY		10/26/2023	VARIOUS	6,468.000	894,685		
49446R-10-9	KIMCO REALTY CORP EQUITY		08/24/2023	Bear Stearns Securities Corp	62,649.000	1,318,674		
49714P-10-8	KINSALE CAPITAL GROUP INC EQUITY		10/26/2023	MERRILL LYNCH PIERCE FENNER & SMITH INC	79.000	33,672		
501044-10-1	KROGER CO/THE EQUITY		07/11/2023	MERRILL LYNCH PIERCE FENNER & SMITH INC	9,032.000	421,411		
501044-10-1	KROGER CO/THE EQUITY		07/11/2023	VARIOUS	4,424.000	210,483		
501889-20-8	LKQ CORP EQUITY		08/14/2023	VARIOUS	26,955.000	1,525,238		
50212V-10-0	LPL FINANCIAL HOLDINGS INC EQUITY		10/26/2023	MERRILL LYNCH PIERCE FENNER & SMITH INC	288.000	63,918		
512807-10-8	LAM RESEARCH CORP EQUITY		12/28/2023	MERRILL LYNCH PIERCE FENNER & SMITH INC	180.000	105,325		
512807-10-8	LAM RESEARCH CORP EQUITY		12/28/2023	VARIOUS	250.000	197,419		
512816-10-9	LAMAR ADVERTISING CO EQUITY		10/26/2023	MERRILL LYNCH PIERCE FENNER & SMITH INC	253.000	20,606		
513272-10-4	LAMB WESTON HOLDINGS INC EQUITY		10/26/2023	VARIOUS	8,755.000	763,566		
515098-10-1	LANDSTAR SYSTEM INC EQUITY		10/26/2023	MERRILL LYNCH PIERCE FENNER & SMITH INC	105.000	17,178		
517834-10-7	LAS VEGAS SANDS CORP EQUITY		12/13/2023	VARIOUS	594.000	28,374		
518415-10-4	LATTICE SEMICONDUCTOR CORP EQUITY		10/26/2023	MERRILL LYNCH PIERCE FENNER & SMITH INC	505.000	34,909		
518439-10-4	ESTEE LAUDER COS INC/THE EQUITY		11/27/2023	Bear Stearns Securities Corp	14,231.000	1,746,677		
530307-30-5	LIBERTY BROADBAND CORP EQUITY		10/26/2023	MERRILL LYNCH PIERCE FENNER & SMITH INC	90.000	7,644		
532457-10-8	ELI LILLY & CO EQUITY		12/15/2023	MERRILL LYNCH PIERCE FENNER & SMITH INC	73.000	24,030		
532457-10-8	ELI LILLY & CO EQUITY		12/15/2023	VARIOUS	1,481.000	841,553		
533900-10-6	LINCOLN ELECTRIC HOLDINGS INC EQUITY		10/26/2023	MERRILL LYNCH PIERCE FENNER & SMITH INC	193.000	32,449		
539830-10-9	LOCKHEED MARTIN CORP EQUITY		10/26/2023	VARIOUS	4,164.000	1,952,736		
548661-10-7	LOWE'S COS INC EQUITY		12/28/2023	VARIOUS	4,809.000	1,001,410		
548661-10-7	LOWE'S COS INC EQUITY		12/28/2023	Bear Stearns Securities Corp	8,784.000	1,765,886		
550021-10-9	LULULEMON ATHLETICA INC EQUITY		10/26/2023	VARIOUS	412.000	166,195		
55087P-10-4	LYFT INC EQUITY		10/26/2023	MERRILL LYNCH PIERCE FENNER & SMITH INC	1,252.000	11,816		
55261F-10-4	M&T BANK CORP EQUITY		08/14/2023	UBS SECURITIES LLC	5,943.000	764,374		
553498-10-6	MSA SAFETY INC EQUITY		10/27/2023	MERRILL LYNCH PIERCE FENNER & SMITH INC	40.000	6,393		
562750-10-9	MANHATTAN ASSOCIATES INC EQUITY		10/26/2023	MERRILL LYNCH PIERCE FENNER & SMITH INC	228.000	43,759		
56585A-10-2	MARATHON PETROLEUM CORP EQUITY		12/28/2023	GOLDMAN SACHS & CO LLC	12,357.000	1,907,218		
56585A-10-2	MARATHON PETROLEUM CORP EQUITY		12/28/2023	VARIOUS	4,984.000	735,332		
57060D-10-8	MARKETAXESS HOLDINGS INC EQUITY		10/26/2023	VARIOUS	602.000	175,704		
571748-10-2	MARSH & MCLENNAN COS INC EQUITY		12/28/2023	VARIOUS	18,829.000	3,680,561		
571748-10-2	MARSH & MCLENNAN COS INC EQUITY		12/28/2023	GOLDMAN SACHS & CO LLC	1,660.000	309,470		
571903-20-2	MARRIOTT INTERNATIONAL INC/MID EQUITY		11/27/2023	VARIOUS	5,668.000	1,168,312		
574795-10-0	MASIMO CORP EQUITY		10/26/2023	MERRILL LYNCH PIERCE FENNER & SMITH INC	161.000	13,018		
57636Q-10-4	MASTERCARD INC EQUITY		12/28/2023	VARIOUS	3,852.000	1,533,822		
57667L-10-7	MATCH GROUP INC EQUITY		10/26/2023	VARIOUS	818.000	31,463		
58506Q-10-9	MEDPAGE HOLDINGS INC EQUITY		10/26/2023	MERRILL LYNCH PIERCE FENNER & SMITH INC	86.000	22,006		
58933Y-10-5	MERCK & CO INC EQUITY		12/28/2023	VARIOUS	30,731.000	3,386,062		
592688-10-5	METTLER-TOLEDO INTERNATIONAL INC EQUITY		10/26/2023	MERRILL LYNCH PIERCE FENNER & SMITH INC	32.000	31,434		
594918-10-4	MICROSOFT CORP EQUITY		12/15/2023	VARIOUS	11,809.000	3,877,653		
594918-10-4	MICROSOFT CORP EQUITY		12/15/2023	UBS SECURITIES LLC	1,587.000	523,431		
595017-10-4	MICROCHIP TECHNOLOGY INC EQUITY		10/26/2023	MERRILL LYNCH PIERCE FENNER & SMITH INC	233.000	16,955		
60855R-10-0	MOLINA HEALTHCARE INC EQUITY		10/23/2023	GOLDMAN SACHS & CO LLC	1,856.000	635,728		
60937P-10-6	MONGOOD INC EQUITY		10/26/2023	MERRILL LYNCH PIERCE FENNER & SMITH INC	243.000	79,543		
609839-10-5	MONOLITHIC POWER SYSTEMS INC EQUITY		10/26/2023	VARIOUS	74.000	30,924		
61174X-10-9	MONSTER BEVERAGE CORP EQUITY		10/26/2023	VARIOUS	19,280.000	969,680		
615369-10-5	MOODY'S CORP EQUITY		12/28/2023	VARIOUS	5,857.000	2,272,178		
617700-10-9	MORNINGSTAR INC EQUITY		10/26/2023	MERRILL LYNCH PIERCE FENNER & SMITH INC	96.000	23,809		
61945C-10-3	MOSAIC CO/THE EQUITY		10/23/2023	VARIOUS	15,080.000	665,932		
620076-30-7	MOTOROLA SOLUTIONS INC EQUITY		10/26/2023	MERRILL LYNCH PIERCE FENNER & SMITH INC	195.000	53,595		

ANNUAL STATEMENT FOR THE YEAR 2023 OF THE ZURICH AMERICAN INSURANCE COMPANY

SCHEDULE D - PART 3

Showing All Long-Term Bonds and Stocks ACQUIRED During Current Year

1 CUSIP Identification	2 Description	3 Foreign	4 Date Acquired	5 Name of Vendor	6 Number of Shares of Stock	7 Actual Cost	8 Par Value	9 Paid for Accrued Interest and Dividends
626755-10-2	MURPHY USA INC EQUITY		10/26/2023	MERRILL LYNCH PIERCE FENNER & SMITH INC	69.000	24,876		
632307-10-4	NATERA INC EQUITY		10/26/2023	MERRILL LYNCH PIERCE FENNER & SMITH INC	383.000	14,959		
64110L-10-6	NETFLIX INC EQUITY		10/27/2023	GOLDMAN SACHS & CO LLC	413.000	160,835		
64110L-10-6	NETFLIX INC EQUITY		10/27/2023	VARIOUS	682.000	275,120		
64125C-10-9	NEUROCRINE BIOSCIENCES INC EQUITY		10/26/2023	MERRILL LYNCH PIERCE FENNER & SMITH INC	357.000	38,530		
644393-10-0	NEW FORTRESS ENERGY INC EQUITY		10/26/2023	MERRILL LYNCH PIERCE FENNER & SMITH INC	242.000	7,613		
651639-10-6	NEWMONT CORP EQUITY		12/28/2023	UBS SECURITIES LLC	13,554.000	569,912		
651639-10-6	NEWMONT CORP EQUITY		12/28/2023	VARIOUS	52,417.000	2,090,737		
65336K-10-3	NEXSTAR MEDIA GROUP INC EQUITY		10/27/2023	MERRILL LYNCH PIERCE FENNER & SMITH INC	56.000	7,686		
654106-10-3	NIKE INC EQUITY		12/28/2023	VARIOUS	10,263.000	1,108,724		
654106-10-3	NIKE INC EQUITY		12/28/2023	UBS SECURITIES LLC	2,121.000	225,266		
655663-10-2	NORDSON CORP EQUITY		09/21/2023	GOLDMAN SACHS & CO LLC	1,138.000	254,602		
67059N-10-8	NUTANIX INC EQUITY		10/26/2023	MERRILL LYNCH PIERCE FENNER & SMITH INC	221.000	7,607		
67066G-10-4	NVIDIA CORP EQUITY		12/15/2023	MERRILL LYNCH PIERCE FENNER & SMITH INC	3,510.000	1,415,719		
67066G-10-4	NVIDIA CORP EQUITY		12/15/2023	VARIOUS	42.000	20,534		
67103H-10-7	O'REILLY AUTOMOTIVE INC EQUITY		10/26/2023	MERRILL LYNCH PIERCE FENNER & SMITH INC	54.000	49,769		
679580-10-0	OLD DOMINION FREIGHT LINE INC EQUITY		10/26/2023	MERRILL LYNCH PIERCE FENNER & SMITH INC	144.000	53,251		
681116-10-9	OLLIE'S BARGAIN OUTLET HOLDINGS I EQUITY		10/27/2023	MERRILL LYNCH PIERCE FENNER & SMITH INC	100.000	7,669		
681919-10-6	OMNICOM GROUP INC EQUITY		10/23/2023	VARIOUS	15,011.000	1,383,616		
682680-10-3	ONEOK INC EQUITY		11/27/2023	VARIOUS	22,819.000	1,419,357		
682680-10-3	ONEOK INC EQUITY		11/27/2023	Bear Stearns Securities Corp	1,231.000	78,130		
68389X-10-5	ORACLE CORP EQUITY		12/15/2023	Bear Stearns Securities Corp	93.000	9,609		
690470-10-2	OVINTIV INC EQUITY		10/26/2023	MERRILL LYNCH PIERCE FENNER & SMITH INC	421.000	20,262		
693475-10-5	PNC FINANCIAL SERVICES GROUP INC/ EQUITY		08/14/2023	VARIOUS	16,179.000	2,056,397		
693506-10-7	PPG INDUSTRIES INC EQUITY		12/28/2023	VARIOUS	13,447.000	1,957,609		
69608A-10-8	PALANTIR TECHNOLOGIES INC EQUITY		10/26/2023	MERRILL LYNCH PIERCE FENNER & SMITH INC	6,930.000	106,012		
697435-10-5	PALO ALTO NETWORKS INC EQUITY		10/26/2023	VARIOUS	1,702.000	415,450		
701094-10-4	PARKER-HANNIFIN CORP EQUITY		12/28/2023	Bear Stearns Securities Corp	950.000	426,192		
704326-10-7	PAYCHEX INC EQUITY		11/27/2023	MORGAN STANLEY & CO INTERNATIONAL PLC/SO	15,580.000	1,686,496		
704326-10-7	PAYCHEX INC EQUITY		11/27/2023	VARIOUS	8,122.000	962,623		
70432V-10-2	PAYCOM SOFTWARE INC EQUITY		10/26/2023	VARIOUS	74.000	18,126		
70432V-10-2	PAYCOM SOFTWARE INC EQUITY		10/26/2023	UBS SECURITIES LLC	214.000	72,507		
70438V-10-6	PAYLOCITY HOLDING CORP EQUITY		10/26/2023	MERRILL LYNCH PIERCE FENNER & SMITH INC	156.000	27,318		
70450Y-10-3	PAYPAL HOLDINGS INC EQUITY		12/28/2023	VARIOUS	2,016.000	112,127		
705573-10-3	PEGASYS INC EQUITY		10/26/2023	MERRILL LYNCH PIERCE FENNER & SMITH INC	188.000	7,674		
70614H-10-0	PELTON INTERACTIVE INC EQUITY		10/27/2023	MERRILL LYNCH PIERCE FENNER & SMITH INC	1,691.000	7,546		
70975L-10-7	PENUMBRA INC EQUITY		10/26/2023	MERRILL LYNCH PIERCE FENNER & SMITH INC	134.000	25,874		
713448-10-8	PEPSICO INC EQUITY		12/13/2023	UBS SECURITIES LLC	3,268.000	595,127		
713448-10-8	PEPSICO INC EQUITY		12/13/2023	VARIOUS	18,729.000	3,277,022		
71377A-10-3	PERFORMANCE FOOD GROUP CO EQUITY		10/26/2023	MERRILL LYNCH PIERCE FENNER & SMITH INC	265.000	14,662		
717081-10-3	PFIZER INC EQUITY		12/28/2023	VARIOUS	137,528.000	4,391,357		
718172-10-9	PHILIP MORRIS INTERNATIONAL INC EQUITY		12/28/2023	Bear Stearns Securities Corp	13,066.000	1,229,198		
718546-10-4	PHILLIPS 66 EQUITY		12/28/2023	VARIOUS	16,937.000	1,849,174		
72352L-10-6	PINTEREST INC EQUITY		10/26/2023	MERRILL LYNCH PIERCE FENNER & SMITH INC	2,193.000	52,868		
723787-10-7	PIONEER NATURAL RESOURCES CO EQUITY		10/23/2023	GOLDMAN SACHS & CO LLC	5,993.000	1,481,874		
72703H-10-1	PLANET FITNESS INC EQUITY		10/26/2023	MERRILL LYNCH PIERCE FENNER & SMITH INC	150.000	8,205		
73278L-10-5	POOL CORP EQUITY		10/26/2023	MERRILL LYNCH PIERCE FENNER & SMITH INC	61.000	19,267		
74164M-10-8	PRIMERICA INC EQUITY		10/26/2023	MERRILL LYNCH PIERCE FENNER & SMITH INC	86.000	16,932		
74251V-10-2	PRINCIPAL FINANCIAL GROUP INC EQUITY		08/14/2023	VARIOUS	32,072.000	2,723,325		
742718-10-9	PROCTER & GAMBLE CO/THE EQUITY		10/23/2023	VARIOUS	6,746.000	945,711		
74275K-10-8	PROCOPE TECHNOLOGIES INC EQUITY		10/26/2023	MERRILL LYNCH PIERCE FENNER & SMITH INC	290.000	17,683		
743315-10-3	PROGRESSIVE CORP/THE EQUITY		10/26/2023	VARIOUS	7,419.000	1,050,144		
74340W-10-3	PROLOGIS INC EQUITY		01/05/2023	Bear Stearns Securities Corp	2,585.000	292,900		
74460D-10-9	PUBLIC STORAGE EQUITY		08/14/2023	VARIOUS	1,564.000	455,141		
745867-10-1	PULTEGROUP INC EQUITY		09/21/2023	GOLDMAN SACHS & CO LLC	7,847.000	579,952		

ANNUAL STATEMENT FOR THE YEAR 2023 OF THE ZURICH AMERICAN INSURANCE COMPANY

SCHEDULE D - PART 3

Showing All Long-Term Bonds and Stocks ACQUIRED During Current Year

1	2	3	4	5	6	7	8	9
CUSIP Identification	Description	Foreign	Date Acquired	Name of Vendor	Number of Shares of Stock	Actual Cost	Par Value	Paid for Accrued Interest and Dividends
74624M-10-2	PURE STORAGE INC EQUITY		10/26/2023	MERRILL LYNCH PIERCE FENNER & SMITH INC	813.000	26,477		
747525-10-3	QUALCOMM INC EQUITY		11/27/2023	VARIOUS	5,985.000	705,936		
749350-10-7	RB GLOBAL INC EQUITY		10/26/2023	MERRILL LYNCH PIERCE FENNER & SMITH INC	517.000	32,425		
749607-10-7	RLI CORP EQUITY		10/27/2023	MERRILL LYNCH PIERCE FENNER & SMITH INC	56.000	7,403		
749685-10-3	RPM INTERNATIONAL INC EQUITY		10/26/2023	MERRILL LYNCH PIERCE FENNER & SMITH INC	89.000	8,033		
759916-10-9	REPLIGEN CORP EQUITY		10/26/2023	MERRILL LYNCH PIERCE FENNER & SMITH INC	91.000	11,148		
761152-10-7	RESMED INC EQUITY		10/26/2023	MORGAN STANLEY & CO INTERNATIONAL PLC/SO	203.000	42,337		
761152-10-7	RESMED INC EQUITY		10/26/2023	VARIOUS	4,144.000	740,207		
76680R-20-6	RINGCENTRAL INC EQUITY		10/26/2023	MERRILL LYNCH PIERCE FENNER & SMITH INC	314.000	8,041		
771049-10-3	ROBLOX CORP EQUITY		10/26/2023	MERRILL LYNCH PIERCE FENNER & SMITH INC	1,701.000	51,978		
773903-10-9	ROCKWELL AUTOMATION INC EQUITY		10/26/2023	MERRILL LYNCH PIERCE FENNER & SMITH INC	174.000	45,694		
77543R-10-2	ROKU INC EQUITY		10/27/2023	MERRILL LYNCH PIERCE FENNER & SMITH INC	110.000	6,262		
775711-10-4	ROLLINS INC EQUITY		10/26/2023	VARIOUS	8,018.000	303,477		
778296-10-3	ROSS STORES INC EQUITY		10/26/2023	MERRILL LYNCH PIERCE FENNER & SMITH INC	419.000	47,891		
78351F-10-7	RYAN SPECIALTY HOLDINGS INC EQUITY		10/26/2023	MERRILL LYNCH PIERCE FENNER & SMITH INC	330.000	15,093		
78409V-10-4	S&P GLOBAL INC EQUITY		12/28/2023	VARIOUS	3,265.000	1,238,563		
78409V-10-4	S&P GLOBAL INC EQUITY		12/28/2023	GOLDMAN SACHS & CO LLC	2,265.000	843,299		
78442P-10-6	SLM CORP EQUITY		10/27/2023	MERRILL LYNCH PIERCE FENNER & SMITH INC	572.000	7,490		
78709Y-10-5	SAIA INC EQUITY		10/27/2023	MERRILL LYNCH PIERCE FENNER & SMITH INC	15.000	5,311		
79466L-30-2	SALESFORCE INC EQUITY		10/27/2023	MERRILL LYNCH PIERCE FENNER & SMITH INC	564.000	110,727		
803607-10-0	SAREPTA THERAPEUTICS INC EQUITY		10/26/2023	MERRILL LYNCH PIERCE FENNER & SMITH INC	331.000	36,942		
806857-10-8	SCHLUMBERGER NV EQUITY		09/21/2023	GOLDMAN SACHS & CO LLC	14,822.000	871,941		
808513-10-5	CHARLES SCHWAB CORP/THE EQUITY		10/23/2023	VARIOUS	51,127.000	2,514,720		
810186-10-6	SCOTTS MIRACLE-GRO CO/THE EQUITY		10/26/2023	MERRILL LYNCH PIERCE FENNER & SMITH INC	171.000	7,672		
817565-10-4	SERVICE CORP INTERNATIONAL/US EQUITY		10/26/2023	MERRILL LYNCH PIERCE FENNER & SMITH INC	205.000	11,147		
81762P-10-2	SERVIGNOW INC EQUITY		12/15/2023	VARIOUS	330.000	183,731		
824348-10-6	SHERWIN-WILLIAMS CO/THE EQUITY		10/26/2023	MERRILL LYNCH PIERCE FENNER & SMITH INC	223.000	53,011		
82452J-10-9	SHIFT4 PAYMENTS INC EQUITY		10/26/2023	MERRILL LYNCH PIERCE FENNER & SMITH INC	200.000	8,936		
82489T-10-4	SHOCKWAVE MEDICAL INC EQUITY		10/26/2023	MERRILL LYNCH PIERCE FENNER & SMITH INC	134.000	27,648		
82982L-10-3	SITEONE LANDSCAPE SUPPLY INC EQUITY		10/26/2023	MERRILL LYNCH PIERCE FENNER & SMITH INC	58.000	7,666		
83200N-10-3	SMARTSHEET INC EQUITY		10/26/2023	MERRILL LYNCH PIERCE FENNER & SMITH INC	465.000	17,790		
833034-10-1	SNAP-ON INC EQUITY		08/14/2023	UBS SECURITIES LLC	3,942.000	1,061,728		
833445-10-9	SNOWFLAKE INC EQUITY		12/15/2023	VARIOUS	1,191.000	170,367		
83601L-10-2	SOTERA HEALTH CO EQUITY		12/13/2023	RBC CAPITAL MARKETS LLC	260.000	3,887		
84265V-10-5	SOUTHERN COPPER CORP EQUITY		10/26/2023	MERRILL LYNCH PIERCE FENNER & SMITH INC	313.000	22,113		
848637-10-4	SPLUNK INC EQUITY		10/26/2023	MERRILL LYNCH PIERCE FENNER & SMITH INC	565.000	83,133		
852234-10-3	BLOCK INC EQUITY		10/26/2023	MERRILL LYNCH PIERCE FENNER & SMITH INC	750.000	31,266		
855244-10-9	STARBUCKS CORP EQUITY		12/28/2023	UBS SECURITIES LLC	4,484.000	444,622		
855244-10-9	STARBUCKS CORP EQUITY		12/28/2023	VARIOUS	17,164.000	1,774,016		
866674-10-4	SUN COMMUNITIES INC EQUITY		10/26/2023	MERRILL LYNCH PIERCE FENNER & SMITH INC	100.000	10,768		
871607-10-7	SYNOPSIS INC EQUITY		10/26/2023	MERRILL LYNCH PIERCE FENNER & SMITH INC	233.000	105,677		
87165B-10-3	SYNCHRONY FINANCIAL EQUITY		05/08/2023	Bear Stearns Securities Corp	7,959.000	218,646		
871829-10-7	SYSCO CORP EQUITY		12/28/2023	VARIOUS	47,409.000	3,555,084		
872540-10-9	T.JX COS INC/THE EQUITY		12/28/2023	VARIOUS	21,613.000	1,935,897		
87256C-10-1	TKO GROUP HOLDINGS INC EQUITY		12/13/2023	VARIOUS	263.000	20,544		
872590-10-4	T-MOBILE US INC EQUITY		11/27/2023	Bear Stearns Securities Corp	5,048.000	751,180		
876030-10-7	TAPESTRY INC EQUITY		08/14/2023	VARIOUS	12,997.000	462,141		
876030-10-7	TAPESTRY INC EQUITY		08/14/2023	UBS SECURITIES LLC	5,516.000	244,897		
87612E-10-6	TARGET CORP EQUITY		12/28/2023	VARIOUS	7,912.000	1,141,450		
87612G-10-1	TARGA RESOURCES CORP EQUITY		10/27/2023	MERRILL LYNCH PIERCE FENNER & SMITH INC	369.000	31,200		
88023U-10-1	TEMPUR SEALY INTERNATIONAL INC EQUITY		10/27/2023	MERRILL LYNCH PIERCE FENNER & SMITH INC	198.000	7,615		
88025U-10-9	10X GENOMICS INC EQUITY		10/26/2023	MERRILL LYNCH PIERCE FENNER & SMITH INC	341.000	12,718		
88076W-10-3	TERADATA CORP EQUITY		10/26/2023	MERRILL LYNCH PIERCE FENNER & SMITH INC	372.000	15,724		
880770-10-2	TERADYNE INC EQUITY		10/26/2023	MERRILL LYNCH PIERCE FENNER & SMITH INC	158.000	13,450		
88160R-10-1	TESLA INC EQUITY		12/15/2023	VARIOUS	4,720.000	985,288		

E13.20

ANNUAL STATEMENT FOR THE YEAR 2023 OF THE ZURICH AMERICAN INSURANCE COMPANY

SCHEDULE D - PART 3

Showing All Long-Term Bonds and Stocks ACQUIRED During Current Year

1	2	3	4	5	6	7	8	9
CUSIP Identification	Description	Foreign	Date Acquired	Name of Vendor	Number of Shares of Stock	Actual Cost	Par Value	Paid for Accrued Interest and Dividends
881626-10-3	TETRA TECH INC EQUITY		10/27/2023	MERRILL LYNCH PIERCE FENNER & SMITH INC	51.000	7.437		
882508-10-4	TEXAS INSTRUMENTS INC EQUITY		12/28/2023	VARIOUS	38,887.000	6,628,537		
88262P-10-2	TEXAS PACIFIC LAND CORP EQUITY		10/26/2023	MERRILL LYNCH PIERCE FENNER & SMITH INC	21.000	38,981		
882681-10-9	TEXAS ROADHOUSE INC EQUITY		10/26/2023	MERRILL LYNCH PIERCE FENNER & SMITH INC	252.000	23,849		
88339J-10-5	TRADE DESK INC/THE EQUITY		10/26/2023	MERRILL LYNCH PIERCE FENNER & SMITH INC	1,630.000	107,951		
883556-10-2	THERMO FISHER SCIENTIFIC INC EQUITY		10/27/2023	MERRILL LYNCH PIERCE FENNER & SMITH INC	63.000	27,586		
888787-10-8	TOAST INC EQUITY		10/26/2023	MERRILL LYNCH PIERCE FENNER & SMITH INC	1,317.000	21,411		
891092-10-8	TORO CO/THE EQUITY		10/26/2023	MERRILL LYNCH PIERCE FENNER & SMITH INC	386.000	31,582		
892356-10-6	TRACTOR SUPPLY CO EQUITY		10/26/2023	MERRILL LYNCH PIERCE FENNER & SMITH INC	167.000	31,529		
892672-10-6	TRADEWEB MARKETS INC EQUITY		10/26/2023	MERRILL LYNCH PIERCE FENNER & SMITH INC	146.000	12,832		
894164-10-2	TRAVEL + LEISURE CO EQUITY		12/13/2023	RBC CAPITAL MARKETS LLC	119.000	4,580		
89417E-10-9	TRAVELERS COS INC/THE EQUITY		12/28/2023	VARIOUS	23,286.000	4,173,250		
89531P-10-5	TREX CO INC EQUITY		10/26/2023	MERRILL LYNCH PIERCE FENNER & SMITH INC	406.000	22,321		
898320-10-9	TRUIST FINANCIAL CORP EQUITY		07/11/2023	VARIOUS	14,909.000	647,089		
90138F-10-2	TWILIO INC EQUITY		10/27/2023	MERRILL LYNCH PIERCE FENNER & SMITH INC	149.000	7,572		
902252-10-5	TYLER TECHNOLOGIES INC EQUITY		10/26/2023	MERRILL LYNCH PIERCE FENNER & SMITH INC	32.000	11,689		
902494-10-3	TYSON FOODS INC EQUITY		12/28/2023	Bear Stearns Securities Corp	51,375.000	2,490,362		
902685-10-6	UDEMY INC EQUITY		12/26/2023	BANK OF NEW YORK MELLON SA/THE	109.000	1,663		
902973-30-4	US BANCORP EQUITY		09/15/2023	UBS SECURITIES LLC	13,474.000	445,552		
90353T-10-0	UBER TECHNOLOGIES INC EQUITY		12/15/2023	VARIOUS	7,395.000	305,154		
90364P-10-5	UIPATH INC EQUITY		10/26/2023	MERRILL LYNCH PIERCE FENNER & SMITH INC	1,070.000	16,358		
90384S-30-3	ULTA BEAUTY INC EQUITY		10/26/2023	MERRILL LYNCH PIERCE FENNER & SMITH INC	76.000	28,878		
90400D-10-8	ULTRAGENYX PHARMACEUTICAL INC EQUITY		10/26/2023	MERRILL LYNCH PIERCE FENNER & SMITH INC	249.000	8,600		
907818-10-8	UNION PACIFIC CORP EQUITY		11/27/2023	VARIOUS	7,456.000	1,591,405		
911312-10-6	UNITED PARCEL SERVICE INC EQUITY		02/15/2023	VARIOUS	7,139.000	1,273,922		
911363-10-9	UNITED RENTALS INC EQUITY		09/21/2023	GOLDMAN SACHS & CO LLC	661.000	288,029		
91324P-10-2	UNITEDHEALTH GROUP INC EQUITY		12/28/2023	VARIOUS	3,499.000	1,789,690		
91324P-10-2	UNITEDHEALTH GROUP INC EQUITY		12/28/2023	MERRILL LYNCH PIERCE FENNER & SMITH INC	55.000	25,823		
91332U-10-1	UNITY SOFTWARE INC EQUITY		10/26/2023	MERRILL LYNCH PIERCE FENNER & SMITH INC	422.000	10,933		
91347P-10-5	UNIVERSAL DISPLAY CORP EQUITY		10/26/2023	MERRILL LYNCH PIERCE FENNER & SMITH INC	78.000	11,304		
918204-10-8	VF CORP EQUITY		05/08/2023	Bear Stearns Securities Corp	3,687.000	81,763		
918790-10-9	VAIL RESORTS INC EQUITY		12/13/2023	RBC CAPITAL MARKETS LLC	14.000	3,202		
91913Y-10-0	VALERO ENERGY CORP EQUITY		12/28/2023	VARIOUS	4,585.000	585,726		
91913Y-10-0	VALERO ENERGY CORP EQUITY		12/28/2023	MERRILL LYNCH PIERCE FENNER & SMITH INC	6,695.000	882,853		
92047W-10-1	VALVOLINE INC EQUITY		10/27/2023	MERRILL LYNCH PIERCE FENNER & SMITH INC	251.000	7,528		
922475-10-8	VEEVA SYSTEMS INC EQUITY		10/26/2023	MERRILL LYNCH PIERCE FENNER & SMITH INC	535.000	101,729		
92343V-10-4	VERIZON COMMUNICATIONS INC EQUITY		07/11/2023	UBS SECURITIES LLC	22,699.000	796,475		
92345Y-10-6	VERISK ANALYTICS INC EQUITY		10/26/2023	MERRILL LYNCH PIERCE FENNER & SMITH INC	223.000	50,554		
92532F-10-0	VERTEX PHARMACEUTICALS INC EQUITY		10/27/2023	VARIOUS	1,649.000	592,353		
92537N-10-8	VERTIV HOLDINGS CO EQUITY		12/13/2023	RBC CAPITAL MARKETS LLC	113.000	5,486		
925652-10-9	VICI PROPERTIES INC EQUITY		12/28/2023	Bear Stearns Securities Corp	42,769.000	1,348,096		
925652-10-9	VICI PROPERTIES INC EQUITY		12/28/2023	VARIOUS	204,553.000	6,159,356		
926400-10-2	VICTORIA'S SECRET & CO EQUITY		12/13/2023	RBC CAPITAL MARKETS LLC	128.000	3,425		
92826C-83-9	VISA INC EQUITY		12/28/2023	GOLDMAN SACHS & CO LLC	3,456.000	808,845		
92826C-83-9	VISA INC EQUITY		12/28/2023	VARIOUS	4,182.000	1,014,564		
928881-10-1	VONTIER CORP EQUITY		10/27/2023	MERRILL LYNCH PIERCE FENNER & SMITH INC	258.000	7,545		
931427-10-8	WALGREENS BOOTS ALLIANCE INC EQUITY		01/05/2023	Bear Stearns Securities Corp	7,440.000	260,812		
94106L-10-9	WASTE MANAGEMENT INC EQUITY		10/26/2023	MERRILL LYNCH PIERCE FENNER & SMITH INC	541.000	88,090		
941848-10-3	WATERS CORP EQUITY		10/26/2023	MERRILL LYNCH PIERCE FENNER & SMITH INC	87.000	21,268		
942622-20-0	WATSCO INC EQUITY		10/26/2023	MERRILL LYNCH PIERCE FENNER & SMITH INC	31.000	10,624		
94419L-10-1	WAYFAIR INC EQUITY		10/27/2023	MERRILL LYNCH PIERCE FENNER & SMITH INC	180.000	7,397		
949746-10-1	WELLS FARGO & CO EQUITY		03/17/2023	Bear Stearns Securities Corp	13,207.000	560,238		
95058W-10-0	WENDY'S CO/THE EQUITY		10/26/2023	MERRILL LYNCH PIERCE FENNER & SMITH INC	662.000	12,662		
955306-10-5	WEST PHARMACEUTICAL SERVICES INC EQUITY		10/26/2023	MERRILL LYNCH PIERCE FENNER & SMITH INC	114.000	37,315		
96208T-10-4	WEX INC EQUITY		10/26/2023	MERRILL LYNCH PIERCE FENNER & SMITH INC	72.000	11,959		

ANNUAL STATEMENT FOR THE YEAR 2023 OF THE ZURICH AMERICAN INSURANCE COMPANY

SCHEDULE D - PART 3

Showing All Long-Term Bonds and Stocks ACQUIRED During Current Year

1	2	3	4	5	6	7	8	9
CUSIP Identification	Description	Foreign	Date Acquired	Name of Vendor	Number of Shares of Stock	Actual Cost	Par Value	Paid for Accrued Interest and Dividends
962166-10-4	WEYERHAEUSER CO EQUITY		10/23/2023	VARIOUS	60,455.000	1,814,103		
969904-10-1	WILLIAMS-SONOMA INC EQUITY		10/27/2023	MERRILL LYNCH PIERCE FENNER & SMITH INC	53.000	7,776		
971378-10-4	WILLSCOT MOBILE MINI HOLDINGS COR EQUITY		10/26/2023	MERRILL LYNCH PIERCE FENNER & SMITH INC	200.000	7,644		
974155-10-3	WINGSTOP INC EQUITY		10/26/2023	MERRILL LYNCH PIERCE FENNER & SMITH INC	111.000	19,323		
98138H-10-1	WORKDAY INC EQUITY		12/15/2023	VARIOUS	762.000	159,031		
98389B-10-0	XCEL ENERGY INC EQUITY		04/14/2023	Bear Stearns Securities Corp	17,424.000	1,207,626		
98419M-10-0	XYLEM INC/NY EQUITY		05/25/2023	MORGAN STANLEY & CO INTERNATIONAL PLC/SO	235.000	23,241		
98585X-10-4	YETI HOLDINGS INC EQUITY		10/26/2023	MERRILL LYNCH PIERCE FENNER & SMITH INC	323.000	13,336		
988498-10-1	YUM! BRANDS INC EQUITY		10/26/2023	MERRILL LYNCH PIERCE FENNER & SMITH INC	316.000	37,527		
98978V-10-3	ZOETIS INC EQUITY		10/26/2023	MERRILL LYNCH PIERCE FENNER & SMITH INC	713.000	112,709		
98980F-10-4	ZOOMINFO TECHNOLOGIES INC EQUITY		10/26/2023	MERRILL LYNCH PIERCE FENNER & SMITH INC	593.000	9,196		
98980G-10-2	ZSCALER INC EQUITY		10/26/2023	MERRILL LYNCH PIERCE FENNER & SMITH INC	323.000	49,941		
G0176J-10-9	ALLEGION PLC EQUITY	C	10/26/2023	MERRILL LYNCH PIERCE FENNER & SMITH INC	112.000	10,893		
G0250X-10-7	AMCOR PLC EQUITY	C	09/21/2023	GOLDMAN SACHS & CO LLC	58,675.000	534,969		
G1151C-10-1	ACCENTURE PLC EQUITY	C	12/28/2023	VARIOUS	3,337.000	1,087,228		
G3421J-10-6	FERGUSON PLC EQUITY	D	10/26/2023	MERRILL LYNCH PIERCE FENNER & SMITH INC	50.000	7,631		
G3922B-10-7	GENPACT LTD EQUITY	C	10/27/2023	MERRILL LYNCH PIERCE FENNER & SMITH INC	224.000	7,434		
G4705A-10-0	ICON PLC EQUITY	C	10/26/2023	MERRILL LYNCH PIERCE FENNER & SMITH INC	45.000	10,826		
G50871-10-5	JAZZ PHARMACEUTICALS PLC EQUITY	C	10/26/2023	MERRILL LYNCH PIERCE FENNER & SMITH INC	118.000	15,209		
G6674U-10-8	NOVOOCURE LTD EQUITY	C	10/27/2023	MERRILL LYNCH PIERCE FENNER & SMITH INC	578.000	7,204		
G6683N-10-3	NU HOLDINGS LTD/CAYMAN ISLANDS EQUITY	C	10/26/2023	MERRILL LYNCH PIERCE FENNER & SMITH INC	5,837.000	46,681		
G7496G-10-3	RENAISSANCE HOLDINGS LTD EQUITY	C	10/26/2023	MERRILL LYNCH PIERCE FENNER & SMITH INC	47.000	9,969		
G76279-10-1	ROIVANT SCIENCES LTD EQUITY	C	10/26/2023	MERRILL LYNCH PIERCE FENNER & SMITH INC	1,223.000	10,344		
G8994E-10-3	TRANE TECHNOLOGIES PLC EQUITY	C	12/28/2023	Bear Stearns Securities Corp	2,322.000	532,998		
H1467J-10-4	CHUBB LTD EQUITY	C	10/23/2023	MERRILL LYNCH PIERCE FENNER & SMITH INC	16,490.000	3,325,662		
H84989-10-4	TE CONNECTIVITY LTD EQUITY	C	07/11/2023	UBS SECURITIES LLC	5,187.000	732,651		
J01554-10-4	ANRITSU CORP EQUITY	B	12/28/2023	VARIOUS	67,000.000	568,990		
J10038-11-5	DAIKIN INDUSTRIES LTD EQUITY	B	12/08/2023	Mizuho Securities Co., Ltd.	4,900.000	713,760		
J14208-10-2	FUJIFILM HOLDINGS CORP EQUITY	B	12/14/2023	VARIOUS	20,200.000	1,090,115		
J2467E-10-1	INPEX CORP EQUITY	B	12/21/2023	VARIOUS	52,000.000	643,453		
J26945-10-5	JGC HOLDINGS CORP EQUITY	B	07/05/2023	VARIOUS	32,000.000	411,189		
J27743-12-9	JAPAN STEEL WORKS LTD/THE EQUITY	B	05/15/2023	VARIOUS	23,900.000	472,408		
J30642-16-9	KAO CORP EQUITY	B	12/08/2023	Mizuho Securities Co., Ltd.	43,800.000	1,733,610		
J31502-13-1	KAWASAKI HEAVY INDUSTRIES LTD EQUITY	B	08/18/2023	VARIOUS	23,700.000	546,240		
J33004-10-9	KH NEOCHEM CO LTD EQUITY	B	12/19/2023	VARIOUS	59,600.000	919,201		
J3672R-10-1	K'S HOLDINGS CORP EQUITY	B	08/28/2023	VARIOUS	74,800.000	658,100		
J58364-11-8	NITTO BOSEKI CO LTD EQUITY	B	04/06/2023	VARIOUS	15,000.000	235,993		
J58472-11-9	NITTO DENKO CORP EQUITY	B	07/27/2023	JP MORGAN SECURITIES PLC	1,600.000	110,991		
J5846-10-0	NOMURA HOLDINGS INC EQUITY	B	06/09/2023	NOMURA BANK INTERNATIONAL PLC	18,400.000	68,515		
J59396-10-1	NIPPON TELEGRAPH & TELEPHONE CORP EQUITY	B	10/12/2023	Sbc Nikko Securities (Hong Kong)	332,100.000	393,268		
J68467-10-9	SANTEN PHARMACEUTICAL CO LTD EQUITY	B	12/15/2023	VARIOUS	78,500.000	730,490		
J6991H-10-0	SBI HOLDINGS INC EQUITY	B	11/17/2023	VARIOUS	15,200.000	324,516		
J70703-13-7	SEKISUI CHEMICAL CO LTD EQUITY	B	12/22/2023	VARIOUS	77,700.000	1,111,382		
J75886-10-1	SNOW PEAK INC EQUITY	B	02/24/2023	VARIOUS	10,000.000	159,031		
J77712-18-0	SUMITOMO METAL MINING CO LTD EQUITY	B	03/16/2023	VARIOUS	5,700.000	221,999		
J7863E-10-0	SWCC CORP EQUITY	B	04/26/2023	VARIOUS	40,300.000	553,651		
J77445-10-0	SHIP HEALTHCARE HOLDINGS INC EQUITY	B	12/26/2023	VARIOUS	27,100.000	433,557		
J80206-11-3	TAIYO YUDEN CO LTD EQUITY	B	12/08/2023	VARIOUS	37,100.000	937,097		
J82676-11-3	TOYOTA MOTOR CORP EQUITY	B	06/13/2023	MUFG SECURITIES EMEA PLC	45,200.000	703,617		
J82719-11-1	TOYOTA TSUSHO CORP EQUITY	B	04/28/2023	NOMURA BANK INTERNATIONAL PLC	2,700.000	111,395		
J82991-10-8	TRUSCO NAKAYAMA CORP EQUITY	B	02/03/2023	CITIGROUP GLOBAL MARKETS LTD	3,800.000	59,785		
J8426H-10-9	UNITED ARROWS LTD EQUITY	B	09/28/2023	VARIOUS	17,100.000	233,426		
J8467Z-10-9	WACOM CO LTD EQUITY	B	02/10/2023	DAIWA CAPITAL MARKETS HONG KONG LIMITED	14,900.000	75,902		
J8894K-10-5	LY CORP EQUITY	B	12/19/2023	VARIOUS	159,300.000	535,953		
L44385-10-9	GLOBANT SA EQUITY	C	10/26/2023	MERRILL LYNCH PIERCE FENNER & SMITH INC	152.000	25,624		
L8681T-10-2	SPOTIFY TECHNOLOGY SA EQUITY	C	12/26/2023	VARIOUS	7,316.000	1,410,537		
N14506-10-4	ELASTIC NV EQUITY	C	10/26/2023	MERRILL LYNCH PIERCE FENNER & SMITH INC	288.000	21,596		
N63745-10-0	LYONDELLBASELL INDUSTRIES NV EQUITY	C	12/28/2023	VARIOUS	24,108.000	2,278,793		
N63745-10-0	LYONDELLBASELL INDUSTRIES NV EQUITY	C	12/28/2023	Bear Stearns Securities Corp	1,865.000	171,347		
501999999	Subtotal - Common Stocks - Industrial and Miscellaneous (Unaffiliated) Publicly Traded					316,208,886	XXX	
31338*-10-8	FHLB Capital B2 Stock - Private		04/19/2023	DIRECT TO COMPANY	8,328.000	832,800		
502999999	Subtotal - Common Stocks - Industrial and Miscellaneous (Unaffiliated) Other					832,800	XXX	

E13.22

ANNUAL STATEMENT FOR THE YEAR 2023 OF THE ZURICH AMERICAN INSURANCE COMPANY

SCHEDULE D - PART 3

Showing All Long-Term Bonds and Stocks ACQUIRED During Current Year

1 CUSIP Identification	2 Description	3 Foreign	4 Date Acquired	5 Name of Vendor	6 Number of Shares of Stock	7 Actual Cost	8 Par Value	9 Paid for Accrued Interest and Dividends
233203-37-1	DFA INTERNATIONAL CORE EQTY FUND		12/11/2023	DIRECT TO COMPANY	453,418.896	6,539,636		
5329999999	Subtotal - Common Stocks - Mutual Funds - Designations Not Assigned by the SVO							
						6,539,636	XXX	
92206C-68-0	VANGUARD RUSSELL 1000 GROWTH FUND		12/26/2023	VARIOUS	7,103.000	501,331		
5819999999	Subtotal - Common Stocks - Exchange Traded Funds							
						501,331	XXX	
99C000-08-2	ZURICH E&S INS BROKERAGE INC		12/31/2023	VARIOUS		945		
5929999999	Subtotal - Common Stocks - Parent, Subsidiaries and Affiliates Other							
						945	XXX	
5989999997	Total - Common Stocks - Part 3							
						324,083,588	XXX	
5989999998	Total - Common Stocks - Part 5							
						141,879,594	XXX	
5989999999	Total - Common Stocks							
						465,963,192	XXX	
5999999999	Total - Preferred and Common Stocks							
						465,963,192	XXX	
6009999999	Totals							
						2,468,544,193	XXX	5,418,223

ANNUAL STATEMENT FOR THE YEAR 2023 OF THE ZURICH AMERICAN INSURANCE COMPANY

SCHEDULE D - PART 4

Showing All Long-Term Bonds and Stocks SOLD, REDEEMED or Otherwise DISPOSED OF During Current Year

1	2	3	4	5	6	7	8	9	10	Change In Book/Adjusted Carrying Value					16	17	18	19	20	21
										11	12	13	14	15						
CUSIP Identification	Description	Foreign	Disposal Date	Name of Purchaser	Number of Shares of Stock	Consideration	Par Value	Actual Cost	Prior Year Book/ Adjusted Carrying Value	Unrealized Valuation Increase/ (Decrease)	Current Year's (Amortization)/ Accretion	Current Year's Other-Than-Temporary Impairment Recognized	Total Change in Book/ Adjusted Carrying Value (11+12-13)	Total Foreign Exchange Change in Book/ Adjusted Carrying Value	Book/ Adjusted Carrying Value at Disposal Date	Foreign Exchange Gain (Loss) on Disposal	Realized Gain (Loss) on Disposal	Total Gain (Loss) on Disposal	Bond Interest/ Stock Dividends Received During Year	Stated Contractual Maturity Date
36176X-KR-9	GNSF POOL 779104		12/01/2023	MBS PAYDOWN		125,395	125,395	131,314	125,781		(386)		(386)		125,395				2,254	04/15/2042
36179W-LP-1	G2SF POOL MA7534		12/01/2023	MBS PAYDOWN		145,301	145,301	150,942	145,603		(302)		(302)		145,301				1,993	08/20/2051
36179W-QB-7	G2SF POOL MA7650		12/01/2023	MBS PAYDOWN		160,201	160,201	168,036	160,686		(485)		(485)		160,201				2,638	10/20/2051
36179W-R3-4	G2SF POOL MA7706		12/01/2023	MBS PAYDOWN		1,542,652	1,542,652	1,607,884	1,546,961		(4,309)		(4,309)		1,542,652				25,195	11/20/2051
36179W-R4-2	G2SF POOL MA7707		12/01/2023	MBS PAYDOWN		1,003,904	1,003,904	1,061,236	1,007,062		(3,158)		(3,158)		1,003,904				18,820	11/20/2051
36179W-XL-7	G2SF POOL MA7883		12/01/2023	MBS PAYDOWN		426,319	426,319	441,307	427,251		(932)		(932)		426,319				8,326	02/20/2052
3618AG-UL-1	GNSF POOL CR2387		12/01/2023	MBS PAYDOWN		18,747	18,747	19,825			(34)		(34)		18,747				457	04/15/2053
36194F-4X-1	G2SF POOL AT7138		12/01/2023	MBS PAYDOWN		654,896	654,896	681,654	656,453		(1,557)		(1,557)		654,896				12,901	06/20/2046
36200M-FX-6	GNSF POOL 604182		12/01/2023	MBS PAYDOWN		68,482	68,482	68,864	68,509		(27)		(27)		68,482				1,950	04/15/2033
36200M-RK-1	GNSF POOL 604490		12/01/2023	MBS PAYDOWN		6,046	6,046	6,079	6,050		(5)		(5)		6,046				184	07/15/2033
36200Q-SH-8	GNSF POOL 569420		12/01/2023	MBS PAYDOWN		2,890	2,890	2,996	2,894		(4)		(4)		2,890				111	05/15/2032
36200R-BG-6	GNSF POOL 569839		12/01/2023	MBS PAYDOWN		3,196	3,196	3,261	3,201		(4)		(4)		3,196				94	06/15/2032
36200W-QQ-7	GNSF POOL 574763		12/01/2023	MBS PAYDOWN		16,679	16,679	17,382	16,717		(38)		(38)		16,679				546	09/15/2034
36201A-2E-7	GNSF POOL 577773		12/01/2023	MBS PAYDOWN		1,224	1,224	1,263	1,229		(5)		(5)		1,224				49	12/15/2031
36201C-KA-1	GNSF POOL 579089		12/01/2023	MBS PAYDOWN		383	382	395	383						382				15	12/15/2031
36202C-3K-7	G2SF POOL 2602		12/01/2023	MBS PAYDOWN		2,762	2,762	2,741	2,759		2		2		2,762				94	06/20/2028
36202C-4N-0	G2SF POOL 2629		12/01/2023	MBS PAYDOWN		3,367	3,367	3,342	3,363		3		3		3,367				128	08/20/2028
36202C-6Y-4	G2SF POOL 2687		12/01/2023	MBS PAYDOWN		1,798	1,798	1,784	1,796		1		1		1,798				55	12/20/2028
36202C-7L-1	G2SF POOL 2699		12/01/2023	MBS PAYDOWN		8,089	8,089	8,028	8,082		6		6		8,089				264	01/20/2029
36202C-Z3-0	G2SF POOL 2562		12/01/2023	MBS PAYDOWN		2,942	2,942	2,920	2,939		3		3		2,942				95	03/20/2028
36202D-3H-2	G2SF POOL 3500		12/01/2023	MBS PAYDOWN		73,021	73,021	74,824	73,129		(108)		(108)		73,021				2,073	01/20/2034
36202D-3J-8	G2SF POOL 3501		12/01/2023	MBS PAYDOWN		80,579	80,579	84,381	80,808		(229)		(229)		80,579				2,676	01/20/2034
36202D-6U-0	G2SF POOL 3583		12/01/2023	MBS PAYDOWN		69,216	69,216	70,254	69,279		(63)		(63)		69,216				1,894	07/20/2034
36202D-BH-3	G2SF POOL 2740		12/01/2023	MBS PAYDOWN		1,334	1,334	1,324	1,333		1		1		1,334				40	04/20/2029
36202D-RX-1	G2SF POOL 3202		12/01/2023	MBS PAYDOWN		24,093	24,093	24,793	24,136		(43)		(43)		24,093				1,011	02/20/2032
36202D-S3-6	G2SF POOL 3238		12/01/2023	MBS PAYDOWN		9,578	9,578	9,774	9,591		(13)		(13)		9,578				344	05/20/2032
36202D-SQ-5	G2SF POOL 3227		12/01/2023	MBS PAYDOWN		2,372	2,372	2,412	2,376		(4)		(4)		2,372				81	04/20/2032
36202D-TG-6	G2SF POOL 3251		12/01/2023	MBS PAYDOWN		32,890	32,890	33,923	32,951		(61)		(61)		32,890				1,132	06/20/2032
36202D-TT-8	G2SF POOL 3262		12/01/2023	MBS PAYDOWN		5,481	5,481	5,760	5,496		(15)		(15)		5,481				174	07/20/2032
36202E-H4-4	G2SF POOL 3851		12/01/2023	MBS PAYDOWN		24,813	24,813	24,561	24,796		16		16		24,813				771	05/20/2036
36202E-HS-1	G2SF POOL 3841		12/01/2023	MBS PAYDOWN		27,076	27,076	26,801	27,055		20		20		27,076				811	04/20/2036
36209M-6P-4	GNSF POOL 476178		12/01/2023	MBS PAYDOWN		5,662	5,662	5,618	5,658		4		4		5,662				236	09/15/2028
3620AF-4W-4	GNSF POOL 729037		12/01/2023	MBS PAYDOWN		110,230	110,230	121,908	111,079		(848)		(848)		110,230				3,043	02/15/2040
3620AQ-63-1	GNSF POOL 736518		12/01/2023	MBS PAYDOWN		22,451	22,451	24,830	22,612		(161)		(161)		22,451				609	04/15/2040
3620C4-RG-7	GNSF POOL 748487		12/01/2023	MBS PAYDOWN		42,434	42,434	46,048	42,722		(288)		(288)		42,434				1,168	08/15/2040
36211D-7M-6	GNSF POOL 510400		12/01/2023	MBS PAYDOWN		38,904	38,904	40,077	38,981		(77)		(77)		38,904				1,348	01/15/2035
36211X-Y2-6	GNSF POOL 526429		09/01/2023	MBS PAYDOWN		5,127	5,127	5,394	5,249		(122)		(122)		5,127				297	09/15/2030
36213C-5U-0	GNSF POOL 550859		12/01/2023	MBS PAYDOWN		192	192	199	192						192				8	09/15/2031
36213S-JA-4	GNSF POOL 562857		12/01/2023	MBS PAYDOWN		797	797	828	797						797				33	08/15/2031
36213U-MK-3	GNSF POOL 564762		12/01/2023	MBS PAYDOWN		54	54	56	54						54				2	08/15/2031
36225A-4A-5	GNSF POOL 780817		12/01/2023	MBS PAYDOWN		19,583	19,583	20,706	19,671		(87)		(87)		19,583		(1)	(1)	802	06/15/2028
36225A-RN-2	GNSF POOL 780493		11/01/2023	MBS PAYDOWN		1,211	1,211	1,250	1,213		(3)		(3)		1,211				36	12/15/2023
36225A-UD-0	GNSF POOL 780580		12/01/2023	MBS PAYDOWN		17,758	17,758	18,798	17,865		(108)		(108)		17,757		1	1	751	06/15/2027
36225B-EA-2	GNSF POOL 781029		12/01/2023	MBS PAYDOWN		1,111	1,111	1,131	1,113		(2)		(2)		1,111				39	05/15/2029
36225B-ZN-1	GNSF POOL 781649		12/01/2023	MBS PAYDOWN		3,500	3,500	4,093	3,553		(53)		(53)		3,500				110	04/15/2033
36290Y-ZR-2	GNSF POOL 621852		12/01/2023	MBS PAYDOWN		30,125	30,125	31,179	30,204		(79)		(79)		30,125				756	01/15/2034
36292A-ZD-3	GNSF POOL 643440		12/01/2023	MBS PAYDOWN		23,971	23,971	24,315	23,996		(25)		(25)		23,971				723	07/15/2035
36292H-FD-0	GNSF POOL 649164		12/01/2023	MBS PAYDOWN		362	362	405	368		(6)		(6)		362				11	01/15/2036
36292K-6L-5	GNSF POOL 651675		12/01/2023	MBS PAYDOWN		1,072	1,072	1,202	1,077		(5)		(5)		1,072				32	01/15/2036

E14

ANNUAL STATEMENT FOR THE YEAR 2023 OF THE ZURICH AMERICAN INSURANCE COMPANY

SCHEDULE D - PART 4

Showing All Long-Term Bonds and Stocks SOLD, REDEEMED or Otherwise DISPOSED OF During Current Year

1	2	3	4	5	6	7	8	9	10	Change In Book/Adjusted Carrying Value					16	17	18	19	20	21
										11	12	13	14	15						
CUSIP Identification	Description	Foreign	Disposal Date	Name of Purchaser	Number of Shares of Stock	Consideration	Par Value	Actual Cost	Prior Year Book/ Adjusted Carrying Value	Unrealized Valuation Increase/ (Decrease)	Current Year's (Amortization)/ Accretion	Current Year's Other-Than-Temporary Impairment Recognized	Total Change in Book/ Adjusted Carrying Value (11+12-13)	Total Foreign Exchange Change in Book/ Adjusted Carrying Value	Book/ Adjusted Carrying Value at Disposal Date	Foreign Exchange Gain (Loss) on Disposal	Realized Gain (Loss) on Disposal	Total Gain (Loss) on Disposal	Bond Interest/ Stock Dividends Received During Year	Stated Contractual Maturity Date
36292K-6X-9	GNSF POOL 651686		12/01/2023	MBS PAYDOWN		23,075	23,076	23,683	23,120		(45)		(45)		23,076				796	01/15/2036
36294S-ED-5	GNSF POOL 658132		12/01/2023	MBS PAYDOWN		10,372	10,372	10,528	10,380		(8)		(8)		10,372				341	10/15/2036
36295W-6H-5	GNSF POOL 683172		12/01/2023	MBS PAYDOWN		4,908	4,908	5,041	4,914		(6)		(6)		4,908				158	05/15/2038
36296T-U8-4	GNSF POOL 700907		12/01/2023	MBS PAYDOWN		11,952	11,952	12,349	11,986		(34)		(34)		11,952				395	11/15/2038
383742-7V-9	GNR 2008-54 NB 4.5 06/16/2038 CMO		12/01/2023	MBS PAYDOWN		346,065	346,065	399,489	347,990		(1,925)		(1,925)		346,065				7,582	06/16/2038
38376R-FU-5	GNR 2015-H19 FN FLT 07/20/2065 CMO		12/20/2023	MBS PAYDOWN		1,212,678	1,212,678	1,207,758	1,212,191		487		487		1,212,678				37,647	07/20/2065
38376R-HJ-8	GNR 2015-H23 TA FLT 09/20/2065 CMO		12/20/2023	MBS PAYDOWN		1,066,189	1,066,189	1,061,468	1,065,754		436		436		1,066,189				33,207	09/20/2065
38379F-HT-9	GNR 2015-159 XV 3 12/20/2043 CMO		12/01/2023	MBS PAYDOWN		279,674	279,674	285,235	279,841		(167)		(167)		279,674				4,566	12/20/2043
38379X-N6-3	GNR 2016-99 TL 2 04/16/2044 CMO		12/01/2023	MBS PAYDOWN		31,729	31,729	29,691	31,668		61		61		31,729				348	04/16/2044
911760-OP-4	VENDE 2001-2 6.75 02/15/2031 WHOLE LOAN		12/01/2023	MBS PAYDOWN		88,340	88,340	89,850	88,465		(125)		(125)		88,340				3,512	02/15/2031
912810-EP-9	US TREASURY N/B 7.125 02/15/2023		02/15/2023	MATURITY		71,018,000	71,018,000	85,000,726	71,155,685		(137,685)		(137,685)		71,018,000				2,530,016	02/15/2023
912810-EQ-7	US TREASURY N/B 6.25 08/15/2023		08/15/2023	MATURITY		71,213,000	71,213,000	77,710,339	71,546,725		(333,725)		(333,725)		71,213,000				4,450,813	08/15/2023
912810-SQ-2	US TREASURY N/B 1.125 08/15/2040		12/13/2023	MORGAN STANLEY		1,243,508	2,000,000	1,109,383			5,754		5,754		1,115,137		128,371	128,371	7,398	08/15/2040
912810-TA-6	US TREASURY N/B 1.75 08/15/2041		02/08/2023	VARIOUS		4,335,644	6,000,000	5,887,325	5,893,041		551		551		5,893,592		(1,557,947)	(1,557,947)	49,000	08/15/2041
912828-4L-1	US TREASURY N/B 2.75 04/30/2023		05/01/2023	MATURITY		16,427,500	16,427,500	16,698,994	16,450,944		(23,444)		(23,444)		16,427,500				225,878	04/30/2023
912828-5D-8	US TREASURY N/B 2.875 09/30/2023		10/02/2023	MATURITY		65,000,000	65,000,000	66,174,632	65,197,879		(197,879)		(197,879)		65,000,000				1,868,750	09/30/2023
912828-5K-2	US TREASURY N/B 2.875 10/31/2023		10/31/2023	MATURITY		47,000,000	47,000,000	47,899,767	47,169,562		(169,562)		(169,562)		47,000,000				1,351,250	10/31/2023
912828-5P-1	US TREASURY N/B 2.875 11/30/2023		11/30/2023	MATURITY		50,000,000	50,000,000	50,302,902	50,063,983		(63,983)		(63,983)		50,000,000				1,437,500	11/30/2023
912828-M8-0	US TREASURY N/B 2 11/30/2022		03/14/2023	Post Sale Income															224,027	11/30/2022
912828-N3-0	US TREASURY N/B 2.125 12/31/2022		01/01/2023	Post Sale Income															801,763	12/31/2022
912828-P3-8	US TREASURY N/B 1.75 01/31/2023		01/31/2023	MATURITY		49,000,000	49,000,000	49,507,227	49,014,164		(14,164)		(14,164)		49,000,000				428,750	01/31/2023
912828-R2-8	US TREASURY N/B 1.625 04/30/2023		05/01/2023	MATURITY		25,000,000	25,000,000	25,341,797	25,017,865		(17,865)		(17,865)		25,000,000				203,125	04/30/2023
912828-T9-1	US TREASURY N/B 1.625 10/31/2023		02/10/2023	Citigroup Global Markets Inc.		5,863,594	6,000,000	6,003,281	6,000,646		(206)		(206)		6,000,440		(136,846)	(136,846)	28,280	10/31/2023
912828-VB-3	US TREASURY N/B 1.75 05/15/2023		05/15/2023	MATURITY		84,518,000	84,518,000	85,096,594	84,583,013		(65,013)		(65,013)		84,518,000				739,533	05/15/2023
912828-VS-6	US TREASURY N/B 2.5 08/15/2023		08/15/2023	MATURITY		13,000,000	13,000,000	13,055,911	13,005,275		(5,275)		(5,275)		13,000,000				325,000	08/15/2023
912828-WE-6	US TREASURY N/B 2.75 11/15/2023		11/15/2023	MATURITY		5,200,000	5,200,000	5,146,708	5,194,542		5,458		5,458		5,200,000				143,000	11/15/2023
912828-Z8-6	US TREASURY N/B 1.375 02/15/2023		02/15/2023	MATURITY		900,000	900,000	913,011	900,546		(546)		(546)		900,000				6,188	02/15/2023
912828-ZD-5	US TREASURY N/B 0.5 03/15/2023		03/15/2023	MATURITY		47,300,000	47,300,000	47,668,698	47,327,431		(27,431)		(27,431)		47,300,000				118,250	03/15/2023
912828-ZF-0	US TREASURY N/B 0.5 03/31/2025		08/22/2023	Citigroup Global Markets Inc.		5,571,094	6,000,000	6,043,594	6,020,136		(5,665)		(5,665)		6,014,472		(443,378)	(443,378)	26,885	03/31/2025
91282C-BA-8	US TREASURY N/B 0.125 12/15/2023		12/15/2023	MATURITY		76,400,000	76,400,000	75,878,990	76,174,973		225,027		225,027		76,400,000				95,500	12/15/2023
91282C-BR-1	US TREASURY N/B 0.25 03/15/2024		03/31/2023	VARIOUS		1,914,512	2,000,000	1,995,078	1,998,016		327		327		1,998,343			(83,831)	2,531	03/15/2024
91282C-BU-4	US TREASURY N/B 0.125 03/31/2023		03/31/2023	MATURITY		1,000,000	1,000,000	999,339	999,921		79		79		1,000,000				625	03/31/2023
91282C-CD-1	US TREASURY N/B 0.125 05/31/2023		05/31/2023	MATURITY		31,000	31,000	30,984	30,997		3		3		31,000				39	05/31/2023
91282C-DV-0	US TREASURY N/B 0.875 01/31/2024		01/05/2023	BMO CAPITAL MARKETS CORP		1,823,548	1,900,000	1,873,881	1,885,443		185		185		1,885,627		(62,079)	(62,079)	7,183	01/31/2024
91282C-EA-5	US TREASURY N/B 1.5 02/29/2024		11/28/2023	BNP PARIBAS SECURITIES SERVICES SA/MILAN		4,951,953	5,000,000	4,998,242	4,999,742		266		266		5,000,008		(48,055)	(48,055)	93,544	02/29/2024
91282C-EH-0	US TREASURY N/B 2.625 04/15/2025		10/26/2023	VARIOUS		5,054,615	5,220,000	5,173,731	5,183,701		1,543		1,543		5,185,244		(130,630)	(130,630)	43,255	04/15/2025
91282C-FA-4	US TREASURY N/B 3 07/31/2024		11/28/2023	Citigroup Global Markets Inc.		6,891,992	7,000,000	6,980,039	6,984,364		8,671		8,671		6,993,036		(101,043)	(101,043)	279,049	07/31/2024
91282C-FU-0	US TREASURY N/B 4.125 10/31/2027		01/05/2023	GOLDMAN SACHS & CO LLC		6,755,997	6,700,000	6,741,625	6,741,570		(134)		(134)		6,741,437			14,560	10/31/2027	
010999999	Subtotal - Bonds - U.S. Governments					675,359,209	678,772,751	702,445,987	677,481,546		(829,629)		(829,629)		677,780,087		(2,420,878)	(2,420,878)	15,724,016	XXX
045167-DR-1	ASIAN DEVELOPMENT BANK 1.75 08/14/2026	D	12/07/2023	VARIOUS		12,677,839	13,590,000	12,635,826	12,655,767		226,323		226,323		12,882,090			(204,251)	315,118	08/14/2026
29874Q-AY-0	EUROPEAN BK RECON & DEV 1.625 09/27/2024	D	12/07/2023	GOLDMAN SACHS & CO LLC		14,588,850	15,000,000	15,395,550	15,234,919		(125,613)		(125,613)		15,109,306			(520,456)	294,004	09/27/2024
29874Q-EE-0	EUROPEAN BK RECON & DEV 1.5 02/13/2025	D	12/07/2023	BMO CAPITAL MARKETS CORP		3,690,702	3,843,000	3,952,464	3,911,634		(30,114)		(30,114)		3,881,520			(190,818)	76,540	02/13/2025
298785-GO-3	EUROPEAN INVESTMENT BANK 2.5 10/15/2024	D	08/28/2023	TD SECURITIES USA LLC		22,235,296	23,000,000	22,452,582	22,840,974		57,668		57,668		22,898,643		(663,347)	(663,347)	503,125	10/15/2024
29878T-DB-7	EUROPEAN INVESTMENT BAN 2.875 06/13/2025	D	12/07/2023	VARIOUS		21,882,615	22,620,000	22,477,494	22,571,984		16,275		16,275		22,588,259		(705,644)	(705,644)	595,303	06/13/2025

ANNUAL STATEMENT FOR THE YEAR 2023 OF THE ZURICH AMERICAN INSURANCE COMPANY

SCHEDULE D - PART 4

Showing All Long-Term Bonds and Stocks SOLD, REDEEMED or Otherwise DISPOSED OF During Current Year

1	2	3	4	5	6	7	8	9	10	Change In Book/Adjusted Carrying Value					16	17	18	19	20	21
										11	12	13	14	15						
CUSIP Identification	Description	Foreign	Disposal Date	Name of Purchaser	Number of Shares of Stock	Consideration	Par Value	Actual Cost	Prior Year Book/ Adjusted Carrying Value	Unrealized Valuation Increase/ (Decrease)	Current Year's (Amortization)/ Accretion	Current Year's Other-Than-Temporary Impairment Recognized	Total Change in Book/ Adjusted Carrying Value (11+12-13)	Total Foreign Exchange Change in Book/ Adjusted Carrying Value	Book/ Adjusted Carrying Value at Disposal Date	Foreign Exchange Gain (Loss) on Disposal	Realized Gain (Loss) on Disposal	Total Gain (Loss) on Disposal	Bond Interest/ Stock Dividends Received During Year	Stated Contractual Maturity Date
50048M-BX-7	KOMMUNALBANKEN AS 2.125 02/11/2025	D	12/07/2023	HSBC SECURITIES USA INC		9,667,200	10,000,000	9,811,100	9,855,331		62,909		62,909		9,918,240		(251,040)	(251,040)	283,333	02/11/2025
50048M-DA-5	KOMMUNALBANKEN AS 0.5 10/21/2024	D	12/07/2023	CIBC WORLD MARKETS CORP		28,134,446	29,300,000	27,729,520	28,129,251		598,720		598,720		28,727,971		(593,525)	(593,525)	166,847	10/21/2024
563469-UD-5	MANITOBA (PROVINCE OF) 3.05 05/14/2024	A	03/28/2023	NBC CLEARING SERVICES INCORPORATED		33,211,926	33,830,000	35,399,615	34,109,186		(46,819)		(46,819)		34,062,367		(850,441)	(850,441)	905,704	05/14/2024
63983T-BB-0	NEDER WATERSCHAPSBAK 2.375 03/24/2026	D	12/07/2023	VARIOUS		10,703,184	11,238,000	10,609,398	10,652,346		161,155		161,155		10,813,501		(110,317)	(110,317)	323,990	03/24/2026
683234-AQ-1	ONTARIO (PROVINCE OF) 1.05 05/21/2027	A	03/28/2023	TD SECURITIES USA LLC		3,947,249	4,440,000	4,283,045	4,310,004		7,095		7,095		4,317,099		(369,851)	(369,851)	40,016	05/21/2027
748149-AG-6	PROVINCE OF QUEBEC 2.625 02/13/2023	A	02/13/2023	MATURITY		5,827,000	5,827,000	6,021,564	5,829,733		(2,733)		(2,733)		5,827,000		(433,916)	(433,916)	76,479	02/13/2023
748149-AH-4	PROVINCE OF QUEBEC 2.875 10/16/2024	A	03/28/2023	TD SECURITIES USA LLC		15,790,062	16,180,000	16,383,108	16,229,244		(5,267)		(5,267)		16,223,978		(433,916)	(433,916)	444,501	10/16/2024
748149-AJ-0	PROVINCE OF QUEBEC 2.5 04/20/2026	A	03/28/2023	BMO CAPITAL MARKETS CORP		5,732,820	6,000,000	6,184,380	6,066,854		(4,353)		(4,353)		6,062,501		(329,681)	(329,681)	141,667	04/20/2026
0309999999 Subtotal - Bonds - All Other Governments						188,089,189	194,868,000	193,335,646	192,397,227		915,246		915,246		193,312,475		(5,223,287)	(5,223,287)	4,166,627	XXX
13063C-02-6	CALIFORNIA ST 5 03/01/2033		06/01/2023	MERRILL LYNCH PIERCE FENNER & SMITH INC		4,437,809	4,295,000	5,021,242	4,476,719		(34,428)		(34,428)		4,442,291		(4,482)	(4,482)	163,449	03/01/2033
196711-UX-1	COLORADO ST COPS 6 12/15/2039		11/30/2023	MERRILL LYNCH PIERCE FENNER & SMITH INC		11,938,300	10,000,000	12,642,104	12,535,852		(203,034)		(203,034)		12,332,818		(394,518)	(394,518)	581,667	12/15/2039
25476F-QQ-4	DIST OF COLUMBIA 5 06/01/2035		09/08/2023	LLC		9,183,870	9,000,000	10,241,500	9,346,343		(96,347)		(96,347)		9,249,995		(66,125)	(66,125)	351,250	06/01/2035
57582B-SE-7	MASSACHUSETTS ST 4 05/01/2035		08/28/2023	PERSHING LLC		10,200,300	10,000,000	10,444,400	10,258,554		(29,589)		(29,589)		10,228,965		(28,665)	(28,665)	332,222	05/01/2035
0509999999 Subtotal - Bonds - U.S. States, Territories and Possessions						35,760,279	33,295,000	38,349,246	36,617,468		(363,398)		(363,398)		36,254,069		(493,790)	(493,790)	1,428,588	XXX
047772-ZV-3	ATLANTA GA 5 12/01/2033		12/14/2023	FTN Financial Main Street Advisors LLC		10,209,500	10,000,000	11,368,200	10,318,351		(156,479)		(156,479)		10,161,872		47,628	47,628	523,611	12/01/2033
123547-2N-0	BUTLER CNTY OH 5.25 12/01/2026		12/01/2023	VARIOUS		465,000	465,000	561,585	477,363		(12,188)		(12,188)		465,175		(175)	(175)	24,413	12/01/2026
180848-KG-7	CLARK CNTY NV 5 07/01/2033		01/03/2023	SECURITY CALLED BY ISSUER		1,000,000	1,000,000	1,187,000	999,885		(4)		(4)		999,881		119	119	25,278	07/01/2033
388640-2X-1	GRAPEVINE-COLLEYVILLE TX IN 5 08/15/2026		07/18/2023	WELLS FARGO SECURITIES LLC		8,380,019	8,065,000	10,096,574	8,707,981		(132,114)		(132,114)		8,575,867		(195,849)	(195,849)	375,247	08/15/2026
517840-5Z-3	LAS VEGAS VLV NV WTR DIST 5 06/01/2033		07/13/2023	WELLS FARGO SECURITIES LLC		3,806,615	3,725,000	4,582,011	3,936,696		(58,427)		(58,427)		3,878,269		(71,654)	(71,654)	116,924	06/01/2033
521841-DP-8	LEANDER TX INDEP SCH DIST 0 08/15/2044		11/01/2023	WELLS FARGO SECURITIES LLC		11,592,700	35,000,000	9,813,650	11,486,009		255,002		255,002		11,741,011		(148,311)	(148,311)		08/15/2044
564386-HL-7	MANSFIELD TX INDEP SCH DIST 4 02/15/2030		02/15/2023	SECURITY CALLED BY ISSUER at 100.000		9,010,000	9,010,000	9,365,354	9,020,895		(10,895)		(10,895)		9,010,000				180,200	02/15/2030
59333M-P4-1	MIAMI-DADE CNTY FL SCH BRD 5 05/01/2024		08/08/2023	WELLS FARGO SECURITIES LLC		8,008,292	7,925,000	9,447,630	8,167,513		(109,021)		(109,021)		8,058,491		(50,200)	(50,200)	305,993	05/01/2024
613340-3P-1	MONTGOMERY CNTY MD 4 11/01/2030		11/30/2023	JEFFERIES LLC		10,078,300	10,000,000	10,540,100	10,176,806		(87,095)		(87,095)		10,089,711		(11,411)	(11,411)	436,667	11/01/2030
64968K-5G-4	NEW YORK NY 5 08/01/2031		08/31/2023	SECURITY CALLED BY ISSUER		5,950,000	5,950,000	6,726,178	6,014,112		(64,073)		(64,073)		5,950,039		(39)	(39)	322,292	08/01/2031
727199-YG-0	PLANO TX INDEP SCH DIST 5 02/15/2028		07/18/2023	WELLS FARGO SECURITIES LLC		6,307,080	6,000,000	7,629,900	6,574,932		(98,925)		(98,925)		6,476,007		(168,927)	(168,927)	279,167	02/15/2028
791697-EC-5	SAINT LOUIS MO SPL ADMIN BR 4 04/01/2023		04/03/2023	MATURITY		5,485,000	5,485,000	6,026,918	5,511,801		(26,801)		(26,801)		5,485,000				109,700	04/01/2023
833085-3P-6	SNOWHISH CNTY WA 4 12/01/2043		06/01/2023	SECURITY CALLED BY ISSUER at 100.000		7,000,000	7,000,000	7,349,790	7,037,705		(37,705)		(37,705)		7,000,000				140,000	12/01/2043
0709999999 Subtotal - Bonds - U.S. Political Subdivisions of States, Territories and Possessions						87,292,506	109,625,000	94,694,890	88,430,049		(538,725)		(538,725)		87,891,323		(598,819)	(598,819)	2,839,492	XXX
047870-NF-3	ATLANTA GA WTR & WSTWTR REV 5 11/01/2043		09/08/2023	PERSHING LLC		4,108,720	4,000,000	4,419,720	4,135,796		(39,231)		(39,231)		4,096,565		12,155	12,155	172,778	11/01/2043
072024-ST-0	BAY AREA CA TOLL AUTH TOL FLT 04/01/2036		07/13/2023	Citigroup Global Markets Inc.		8,028,320	8,000,000	8,048,000	8,026,365		(3,710)		(3,710)		8,022,655		5,665	5,665	214,201	04/01/2036
101029-UL-8	BOSTON MA WTR & SWR COMMISS 5 11/01/2034		07/13/2023	JP MORGAN SECURITIES LLC		1,004,960	1,000,000	1,220,300	1,027,206		(17,417)		(17,417)		1,009,789		(4,829)	(4,829)	35,556	11/01/2034
13033D-AE-5	CALIFORNIA HSG FIN AGY MU 3.5 11/20/2035		12/20/2023	SECURITY CALLED BY ISSUER		52,021	52,021	58,684	57,995		(206)		(206)		57,789		(5,769)	(5,769)	993	11/20/2035
13033D-AJ-4	CALIFORNIA HSG FIN AGY M 3.25 08/20/2036		12/20/2023	SECURITY CALLED BY ISSUER		43,191	43,191	47,541	47,258		(131)		(131)		47,127		(3,936)	(3,936)	765	08/20/2036

ANNUAL STATEMENT FOR THE YEAR 2023 OF THE ZURICH AMERICAN INSURANCE COMPANY

SCHEDULE D - PART 4

Showing All Long-Term Bonds and Stocks SOLD, REDEEMED or Otherwise DISPOSED OF During Current Year

1	2	3	4	5	6	7	8	9	10	Change In Book/Adjusted Carrying Value					16	17	18	19	20	21
										11	12	13	14	15						
CUSIP Identification	Description	Foreign	Disposal Date	Name of Purchaser	Number of Shares of Stock	Consideration	Par Value	Actual Cost	Prior Year Book/ Adjusted Carrying Value	Unrealized Valuation Increase/ (Decrease)	Current Year's (Amortization)/ Accretion	Current Year's Other-Than-Temporary Impairment Recognized	Total Change in Book/ Adjusted Carrying Value (11+12-13)	Total Foreign Exchange Change in Book/ Adjusted Carrying Value	Book/ Adjusted Carrying Value at Disposal Date	Foreign Exchange Gain (Loss) on Disposal	Realized Gain (Loss) on Disposal	Total Gain (Loss) on Disposal	Bond Interest/ Stock Dividends Received During Year	Stated Contractual Maturity Date
13033L-8M-2	CALIFORNIA ST HLTH FACS FIN 5 02/01/2040		10/25/2023	BARCLAYS CAPITAL SECURITIES INC. SECURITY CALLED BY ISSUER	4,981,250	5,000,000	5,561,500	5,163,242			(63,567)		(63,567)		5,099,676		(118,426)	(118,426)	309,722	02/01/2040
13034C-AA-4	CALIFORNIA ST HSG FIN AG 2.35 12/01/2035		12/26/2023	CENTRAL PLAINS ENERGY PROJ VAR 03/01/2050	171,910	171,910	171,910	171,907			(1)		(1)		171,906		4	4	2,223	12/01/2035
154871-CT-2	CENTRAL PUGET SOUND WA REGL TRANS AUTH 5.0 11/01/2035		11/14/2023	PERSHING LLC	5,011,400	5,000,000	5,405,150	5,083,606			(63,087)		(63,087)		5,020,519		(9,119)	(9,119)	343,750	03/01/2050
15504R-GE-3	FIRST HORIZON BANK MERRILL LYNCH PIERCE FENNER & SMITH INC SECURITY CALLED BY ISSUER		11/30/2023		1,229,319	1,185,000	1,346,326	1,263,574			(24,720)		(24,720)		1,238,855		(9,536)	(9,536)	64,681	11/01/2035
155498-DR-6	CENTRAL TX REGL MOBILITY AUT 5 01/01/2033		12/07/2023		3,095,550	3,000,000	3,282,540	3,083,630			(30,422)		(30,422)		3,053,208		42,342	42,342	216,667	01/01/2033
167736-ZL-4	CHICAGO IL WTR REVENUE 5 11/01/2030		06/08/2023	STIFEL NICOLAUS & CO SECURITY CALLED BY ISSUER	2,000,000	2,000,000	2,251,680	1,999,969			(19)		(19)		1,999,950		50	50	60,278	11/01/2030
167736-ZQ-3	CHICAGO IL WTR REVENUE 5 11/01/2042		06/08/2023		5,165,000	5,165,000	5,748,283	5,164,646			(623)		(623)		5,164,023		977	977	155,668	11/01/2042
181006-GQ-4	CLARK CNTY NV PASSENGER FAC 5 07/01/2024		09/07/2023	INC	2,225,542	2,200,000	2,599,542	2,273,997			(33,492)		(33,492)		2,240,505		(14,963)	(14,963)	131,389	07/01/2024
181685-HW-1	CLARKE CNTY GA HOSP AUTH 5 07/01/2023		07/03/2023	MATURITY SECURITY CALLED BY ISSUER	1,545,000	1,545,000	1,851,358	1,569,522			(24,522)		(24,522)		1,545,000				77,250	07/01/2023
196479-4J-5	COLORADO ST HSG & FIN AU 4.25 11/01/2049		11/01/2023	ISSUER SECURITY CALLED BY ISSUER at 100.000 SECURITY CALLED BY ISSUER	250,000	250,000	272,718	265,358			(1,211)		(1,211)		264,147		(14,147)	(14,147)	7,048	11/01/2049
198504-VV-1	COLUMBIA SC WTRIKS & SWR SY 5 02/01/2043		02/01/2023	JP MORGAN SECURITIES LLC SECURITY CALLED BY ISSUER	3,500,000	3,500,000	3,857,525	3,506,152			(6,152)		(6,152)		3,500,000				87,500	02/01/2043
207758-PQ-0	CONNECTICUT ST SPL TAX OBLI 5 01/01/2033		01/03/2023		4,285,000	4,285,000	4,745,080	4,284,555			20		20		4,284,576		424	424	107,125	01/01/2033
249182-LL-8	DENVER CITY & CNTY CO ARPT 4 12/01/2037		11/30/2023	SECURITY CALLED BY ISSUER	9,827,300	10,000,000	10,117,100	10,081,233			(11,217)		(11,217)		10,070,016		(242,716)	(242,716)	403,333	12/01/2037
30318L-AA-5	FRETE 2021-MILO8 TRUST 1.896 11/25/2037		12/26/2023		50,245	50,245	51,749	51,599			(43)		(43)		51,556		(1,311)	(1,311)	493	11/25/2037
30768W-AA-6	FARM 2021-1 A VAR 01/25/2051 WHOLE LOAN		12/01/2023	MBS PAYDOWN	118,373	118,373	118,324	118,372			1		1		118,373				975	01/25/2051
31283H-ET-8	FGLMC POOL G01046		12/01/2023	MBS PAYDOWN	21,850	21,850	23,354	21,964			(114)		(114)		21,850				870	07/01/2023
31283H-YJ-8	FGLMC POOL G01613		12/01/2023	MBS PAYDOWN	38,818	38,818	40,413	39,902			(84)		(84)		38,818				996	11/01/2023
31283Y-SJ-8	FGPPP2 POOL P20622		12/01/2023	MBS PAYDOWN	4,671	4,671	4,587	4,666			4		4		4,671				141	01/01/2036
31287P-CQ-4	FGLMC POOL C63679		12/01/2023	MBS PAYDOWN	1,671	1,670	1,707	1,673			(3)		(3)		1,670		1	1	55	02/01/2032
31287Q-AC-5	FGLMC POOL C64503		12/01/2023	MBS PAYDOWN	515	515	526	516			(1)		(1)		515				17	03/01/2032
31287R-L7-2	FGLMC POOL C65750		12/01/2023	MBS PAYDOWN	614	614	635	616			(2)		(2)		614				22	03/01/2032
31287S-4B-0	FGLMC POOL C67118		12/01/2023	MBS PAYDOWN	30,290	30,290	31,317	30,354			(64)		(64)		30,290				809	05/01/2032
31287S-L6-2	FGLMC POOL C66649		12/01/2023	MBS PAYDOWN	5,282	5,282	5,483	5,288			(6)		(6)		5,282				188	04/01/2032
31288A-4S-1	FGLMC POOL C72633		12/01/2023	MBS PAYDOWN	41,903	41,903	43,867	42,016			(113)		(113)		41,903				1,608	07/01/2032
31288B-BE-2	FGLMC POOL C72737		12/01/2023	MBS PAYDOWN	6,572	6,572	6,791	6,589			(17)		(17)		6,572				72	11/01/2032
31288C-7J-4	FGLMC POOL C74497		12/01/2023	MBS PAYDOWN	2,398	2,398	2,402	2,398							2,398				31	03/01/2033
31288E-N7-8	FGLMC POOL C75814		12/01/2023	MBS PAYDOWN	1,771	1,771	1,830	1,774			(3)		(3)		1,771				58	01/01/2033
31288F-3M-4	FGLMC POOL C77104		12/01/2023	MBS PAYDOWN	1,676	1,676	1,765	1,681			(5)		(5)		1,676				31	03/01/2033
31288F-3U-6	FGLMC POOL C77111		12/01/2023	MBS PAYDOWN	192	192	200	195			(3)		(3)		192				5	03/01/2033
31288F-W7-5	FGLMC POOL C76970		12/01/2023	MBS PAYDOWN	151	151	160	152			(1)		(1)		151				4	02/01/2033
31288H-RA-0	FGLMC POOL C78581		12/01/2023	MBS PAYDOWN	4,522	4,522	4,507	4,519			2		2		4,522				135	03/01/2033
31288K-BU-6	FGLMC POOL C79951		12/01/2023	MBS PAYDOWN	15,952	15,952	16,256	15,973			(20)		(20)		15,952				461	05/01/2033
31288L-CM-1	FGPPP5 POOL P50076		12/01/2023	MBS PAYDOWN	3,908	3,908	3,940	3,910			(1)		(1)		3,908				117	07/01/2033
3128E2-4S-2	FGTW POOL D96233		02/01/2023	MBS PAYDOWN	780	780	800	780			(1)		(1)		780				6	08/01/2023
3128E2-6M-3	FGTW POOL D96276		08/01/2023	MBS PAYDOWN	4,020	4,020	4,129	4,024			(4)		(4)		4,020				83	09/01/2023
3128HX-MV-4	FHS 264 30 3 07/15/2042 CMO		12/01/2023	MBS PAYDOWN	282,574	282,574	295,202	283,281			(707)		(707)		282,574				4,193	07/15/2042
3128HX-RT-4	FHS 267 30 3 08/15/2042 CMO		12/01/2023	MBS PAYDOWN	122,628	122,628	128,184	122,917			(290)		(290)		122,628				1,865	08/15/2042
3128HX-W7-6	FHS 270 300 3 08/15/2042 CMO		12/01/2023	MBS PAYDOWN	265,625	265,625	277,703	266,361			(736)		(736)		265,625				4,902	08/15/2042
3128KK-LY-3	FGLMC POOL A58643		12/01/2023	MBS PAYDOWN	24,142	24,142	23,974	24,136			6		6		24,142				696	01/01/2037
3128KM-F6-7	FGLMC POOL A58289		12/01/2023	MBS PAYDOWN	85,480	85,480	84,639	85,434			46		46		85,480				3,341	03/01/2037

ANNUAL STATEMENT FOR THE YEAR 2023 OF THE ZURICH AMERICAN INSURANCE COMPANY

SCHEDULE D - PART 4

Showing All Long-Term Bonds and Stocks SOLD, REDEEMED or Otherwise DISPOSED OF During Current Year

1	2	3	4	5	6	7	8	9	10	Change In Book/Adjusted Carrying Value					16	17	18	19	20	21
										11	12	13	14	15						
CUSIP Identification	Description	Foreign	Disposal Date	Name of Purchaser	Number of Shares of Stock	Consideration	Par Value	Actual Cost	Prior Year Book/ Adjusted Carrying Value	Unrealized Valuation Increase/ (Decrease)	Current Year's (Amortization)/ Accretion	Current Year's Other-Than-Temporary Impairment Recognized	Total Change in Book/ Adjusted Carrying Value (11+12-13)	Total Foreign Exchange Change in Book/ Adjusted Carrying Value	Book/ Adjusted Carrying Value at Disposal Date	Foreign Exchange Gain (Loss) on Disposal	Realized Gain (Loss) on Disposal	Total Gain (Loss) on Disposal	Bond Interest/ Stock Dividends Received During Year	Stated Contractual Maturity Date
3128KQ-HK-5	FGLMC POOL A60234		12/01/2023	MBS PAYDOWN		49,868	49,868	48,158	49,848		20		20		49,868				664	05/01/2037
3128KS-AN-2	FGLMC POOL A61813		12/01/2023	MBS PAYDOWN		114,978	114,978	110,864	114,748		230		230		114,978				2,730	06/01/2037
3128KS-D2-5	FGLMC POOL A61921		12/01/2023	MBS PAYDOWN		18,668	18,668	18,028	18,646		21		21		18,668				561	06/01/2037
3128KS-Z9-6	FGLMC POOL A62568		12/01/2023	MBS PAYDOWN		4,655	4,655	4,496	4,649		7		7		4,655				140	06/01/2037
3128KT-RW-2	FGLMC POOL A63201		12/01/2023	MBS PAYDOWN		27,225	27,225	27,442	27,240		(16)		(16)		27,225				881	07/01/2037
3128KV-3J-2	FGLMC POOL A65301		12/01/2023	MBS PAYDOWN		36,017	36,017	36,119	36,025		(7)		(7)		36,017				596	09/01/2037
3128KW-L7-6	FGLMC POOL A65750		12/01/2023	MBS PAYDOWN		155,339	155,339	156,965	155,477		(138)		(138)		155,339				6,014	09/01/2037
3128M4-HC-0	FGLMC POOL G02627		12/01/2023	MBS PAYDOWN		46,330	46,330	46,011	46,309		21		21		46,330				1,747	02/01/2037
3128M5-LM-0	FGLMC POOL G03632		12/01/2023	MBS PAYDOWN		38,050	38,050	40,523	38,159		(109)		(109)		38,050				1,416	11/01/2037
3128M5-PW-4	FGLMC POOL G03737		12/01/2023	MBS PAYDOWN		79,318	79,319	84,474	79,789		(471)		(471)		79,319				3,815	11/01/2037
3128M6-WE-4	FGLMC POOL G04845		12/01/2023	MBS PAYDOWN		10,095	10,095	10,226	10,103		(8)		(8)		10,095				327	05/01/2036
3128M6-YJ-1	FGLMC POOL G04913		12/01/2023	MBS PAYDOWN		18,664	18,664	19,049	18,688		(24)		(24)		18,664				490	03/01/2038
3128M9-GP-1	FGLMC POOL G07106		12/01/2023	MBS PAYDOWN		127,269	127,269	129,506	127,429		(161)		(161)		127,269				2,107	08/01/2042
3128M9-NL-2	FGLMC POOL G07295		12/01/2023	MBS PAYDOWN		358,442	358,442	366,535	359,007		(565)		(565)		358,442				7,414	05/01/2042
3128M9-X4-9	FGLMC POOL G07599		12/01/2023	MBS PAYDOWN		59,828	59,828	65,045	60,049		(221)		(221)		59,828				1,411	12/01/2043
3128MJ-AD-2	FGLMC POOL G08003		12/01/2023	MBS PAYDOWN		38,233	38,233	39,141	38,291		(58)		(58)		38,233				1,279	07/01/2034
31292H-NB-6	FGLMC POOL C01286		12/01/2023	MBS PAYDOWN		1,753	1,753	1,791	1,756		(3)		(3)		1,753				59	01/01/2032
31292H-QU-1	FGLMC POOL C01367		12/01/2023	MBS PAYDOWN		18,150	18,150	18,698	18,183		(33)		(33)		18,150				663	05/01/2032
31292H-SF-2	FGLMC POOL C01418		12/01/2023	MBS PAYDOWN		13,668	13,668	13,851	13,681		(13)		(13)		13,668				419	10/01/2032
31292H-UP-7	FGLMC POOL C01490		12/01/2023	MBS PAYDOWN		343	343	348	343						343				10	02/01/2033
31292H-VC-5	FGLMC POOL C01511		12/01/2023	MBS PAYDOWN		12,413	12,413	12,826	12,439		(26)		(26)		12,413				358	03/01/2033
31292L-GN-9	FGLMC POOL C03805		12/01/2023	MBS PAYDOWN		332,214	332,214	342,699	332,869		(655)		(655)		332,214				6,785	04/01/2042
31296P-EA-6	FGLMC POOL A14629		12/01/2023	MBS PAYDOWN		392	392	392	392						392				10	10/01/2033
31296Q-CF-5	FGLMC POOL A15470		12/01/2023	MBS PAYDOWN		40,677	40,677	41,657	40,725		(48)		(48)		40,677				1,213	11/01/2033
31296U-DS-7	FGLMC POOL A19113		12/01/2023	MBS PAYDOWN		47,493	47,493	47,716	47,503		(10)		(10)		47,493				1,427	02/01/2034
31296X-QL-2	FGLMC POOL A21359		12/01/2023	MBS PAYDOWN		38,844	38,844	40,049	38,905		(62)		(62)		38,844				1,250	04/01/2034
31297B-SR-9	FGLMC POOL A24456		12/01/2023	MBS PAYDOWN		96,620	96,620	99,865	96,767		(147)		(147)		96,620				3,293	07/01/2034
31297D-PR-3	FGLMC POOL A25832		12/01/2023	MBS PAYDOWN		201	201	227	205		(5)		(5)		201				6	08/01/2034
31297D-PS-1	FGLMC POOL A25833		12/01/2023	MBS PAYDOWN		28,408	28,408	29,362	28,459		(51)		(51)		28,408				209	08/01/2034
31297D-PW-2	FGLMC POOL A25837		12/01/2023	MBS PAYDOWN		1,955	1,955	2,021	1,958		(2)		(2)		1,955				46	08/01/2034
31297G-ET-4	FGLMC POOL A28246		12/01/2023	MBS PAYDOWN		43,107	43,107	43,734	43,136		(29)		(29)		43,107				1,442	11/01/2034
31297K-SQ-6	FGLMC POOL A30527		12/01/2023	MBS PAYDOWN		12,869	12,869	13,056	12,896		(27)		(27)		12,869				393	12/01/2034
31297N-ZB-5	FGLMC POOL A33438		12/01/2023	MBS PAYDOWN		215,159	215,159	217,243	215,350		(191)		(191)		215,159				7,303	02/01/2035
31297Q-2S-7	FGLMC POOL A35285		12/01/2023	MBS PAYDOWN		15,775	15,775	15,974	15,783		(9)		(9)		15,775				468	06/01/2035
31298B-JE-2	FGLMC POOL C42961		12/01/2023	MBS PAYDOWN		3,989	3,989	4,122	4,003		(13)		(13)		3,989				144	05/01/2029
31298E-YZ-2	FGLMC POOL C46128		12/01/2023	MBS PAYDOWN		5,308	5,308	5,467	5,319		(11)		(11)		5,308				193	09/01/2030
31298S-VG-6	FGLMC POOL C56015		12/01/2023	MBS PAYDOWN		73,096	73,096	75,797	73,358		(261)		(261)		73,096				2,445	03/01/2031
31298V-XL-6	FGLMC POOL C58783		12/01/2023	MBS PAYDOWN		15,385	15,385	15,846	15,405		(20)		(20)		15,385				456	08/01/2031
31298V-YA-9	FGLMC POOL C58805		12/01/2023	MBS PAYDOWN		1,589	1,589	1,632	1,591		(2)		(2)		1,589				61	10/01/2031
31298W-JU-0	FGLMC POOL C59275		12/01/2023	MBS PAYDOWN		807	807	829	809		(1)		(1)		807				31	10/01/2031
3132DM-X5-9	FNCL POOL SD0700		12/01/2023	MBS PAYDOWN		446,946	446,946	377,878		2,312		2,312		446,946				3,333	01/01/2051	
3132DV-K7-9	FNCL POOL SD7518		12/01/2023	MBS PAYDOWN		249,521	249,521	265,545	250,135		(613)		(613)		249,521				4,021	06/01/2050
3132EO-DL-3	FNCL POOL SD3707		12/01/2023	MBS PAYDOWN		5,273	5,273	5,323		3		3		5,273				29	08/01/2053	
3132H1-A7-2	FGLHUB POOL U89029		12/01/2023	MBS PAYDOWN		259,327	259,327	259,408	259,334		(7)		(7)		259,327				4,967	01/01/2034
3132H5-BE-7	FGLHUB POOL U85036		12/01/2023	MBS PAYDOWN		429,617	429,617	433,343	429,907		(290)		(290)		429,617				7,490	10/01/2042
3132H7-CM-4	FGLHUB POOL U89075		12/01/2023	MBS PAYDOWN		219,473	219,473	227,875	220,180		(707)		(707)		219,473				4,835	11/01/2043
3132J4-J4-2	FTW POOL G30982		12/01/2023	MBS PAYDOWN		602,918	602,918	629,719	604,506		(1,588)		(1,588)		602,918				11,405	12/01/2036
3132JW-Y2-1	FGLMC POOL 045228		12/01/2023	MBS PAYDOWN		349,029	349,029	360,482	349,855		(826)		(826)		349,029				8,871	01/01/2045
3132IV-A8-7	FR POOL WA1630		12/01/2023	MBS PAYDOWN		32,414	32,414	32,781		(15)		(15)		32,414					674	11/01/2032

ANNUAL STATEMENT FOR THE YEAR 2023 OF THE ZURICH AMERICAN INSURANCE COMPANY

SCHEDULE D - PART 4

Showing All Long-Term Bonds and Stocks SOLD, REDEEMED or Otherwise DISPOSED OF During Current Year

1	2	3	4	5	6	7	8	9	10	Change In Book/Adjusted Carrying Value					16	17	18	19	20	21
										11	12	13	14	15						
CUSIP Identification	Description	Foreign	Disposal Date	Name of Purchaser	Number of Shares of Stock	Con- sideration	Par Value	Actual Cost	Prior Year Book/ Adjusted Carrying Value	Unrealized Valuation Increase/ (Decrease)	Current Year's (Amor- tization)/ Accretion	Current Year's Other- Than- Temporary Impairment Recognized	Total Change in Book/ Adjusted Carrying Value (11+12-13)	Total Foreign Exchange Change in Book/ Adjusted Carrying Value	Book/ Adjusted Carrying Value at Disposal Date	Foreign Exchange Gain (Loss) on Disposal	Realized Gain (Loss) on Disposal	Total Gain (Loss) on Disposal	Bond Interest/ Stock Dividends Received During Year	Stated Contractual Maturity Date
31335A-MB-1	FGLMC POOL 660354		12/01/2023	MBS PAYDOWN		46,006	46,006	48,758	46,214		(208)		(208)		46,006				1,012	06/01/2042
31335H-5P-4	FGTW POOL C90854		12/01/2023	MBS PAYDOWN		27,506	27,506	28,142	27,567		(61)		(61)		27,506				758	09/01/2024
3133AR-BW-4	FNCL POOL QC6353		12/01/2023	MBS PAYDOWN		636,874	636,874	665,036	637,881		(1,007)		(1,007)		636,874				10,880	09/01/2051
3133AS-NR-0	FNCL POOL QC7600		12/01/2023	MBS PAYDOWN		209,603	209,603	212,617	209,788		(185)		(185)		209,603				2,001	09/01/2051
3133AT-BM-2	FNCL POOL QC8144		12/01/2023	MBS PAYDOWN		629,607	629,607	650,364	631,017		(1,410)		(1,410)		629,607				5,514	10/01/2051
3133AV-BQ-8	FNCL POOL QC9947		12/01/2023	MBS PAYDOWN		350,135	350,135	360,530	350,795		(660)		(660)		350,135				4,699	11/01/2051
3133AW-F8-2	FNCL POOL QD0191		12/01/2023	MBS PAYDOWN		567,261	567,261	584,367	568,235		(974)		(974)		567,261				7,996	11/01/2051
3133AW-LU-6	FNCL POOL QD0339		12/01/2023	MBS PAYDOWN		420,576	420,576	432,931	421,384		(808)		(808)		420,576				4,671	11/01/2051
3133AW-SB-1	FNCL POOL QD0514		12/01/2023	MBS PAYDOWN		82,646	82,646	83,414	82,685		(40)		(40)		82,646				1,129	11/01/2051
3133BA-UV-1	FNCL POOL QE1496		12/01/2023	MBS PAYDOWN		171,581	171,581	172,546	171,679		(98)		(98)		171,581				3,724	05/01/2052
3133BJ-MJ-8	FNCL POOL QE8461		12/01/2023	MBS PAYDOWN		110,215	110,215	108,889	110,157		58		58		110,215				2,598	08/01/2052
3133KP-ZA-9	FNCL POOL RA7937		12/01/2023	MBS PAYDOWN		317,662	317,662	311,805			729		729		317,662				6,141	09/01/2052
3133KQ-UI-6	FNCL POOL RA8759		12/01/2023	MBS PAYDOWN		259,222	259,222	260,518			(83)		(83)		259,222				6,378	03/01/2053
3133KY-VF-3	FNCL POOL RB5114		12/01/2023	MBS PAYDOWN		193,668	193,668	197,330	193,844		(176)		(176)		193,668				2,131	06/01/2041
3133TL-BV-9	FHR 2162 TH 6 06/15/2029 CMO		12/01/2023	MBS PAYDOWN		59,013	59,013	59,654	59,089		(75)		(75)		59,013				1,917	06/15/2029
31350A-CQ-9	FEDERAL HOME LOAN MTGE C 2.65 06/15/2036		12/15/2023	ISSUER		225,000	225,000	230,742	229,842		(159)		(159)		229,683		(4,683)	(4,683)	3,335	06/15/2036
31358U-GE-1	FNR 993-21 Z 7.2 05/25/2023 CMO		05/01/2023	MBS PAYDOWN		13,196	13,196	13,914	13,277		(81)		(81)		13,196				174	05/25/2023
31358U-JN-7	FNR 1993-39 Z 7.5 04/25/2023 CMO		04/01/2023	MBS PAYDOWN		3,381	3,381	3,570	3,394		(13)		(13)		3,381				48	04/25/2023
31359K-BY-2	FNR 1996-16 Z 7.5 06/25/2026 CMO		12/01/2023	MBS PAYDOWN		50,899	50,899	53,628	51,345		(446)		(446)		50,899				1,818	06/25/2026
31359K-PQ-4	FNR 1996-32 PJ 7 08/25/2026 CMO		12/01/2023	MBS PAYDOWN		20,004	20,004	22,067	20,443		(439)		(439)		20,004				606	08/25/2026
31359P-JQ-0	FNR 1997-30 ZB 7.5 05/18/2027 CMO		12/01/2023	MBS PAYDOWN		41,213	41,213	43,734	41,442		(229)		(229)		41,213				1,690	05/18/2027
31359P-S3-1	FNR 1997-42 Z 7.5 07/18/2027 CMO		12/01/2023	MBS PAYDOWN		76,611	76,611	82,996	77,774		(1,163)		(1,163)		76,611				3,126	07/18/2027
3136A0-WR-4	FNR 2011-76 PL 4 08/25/2041 CMO		12/01/2023	MBS PAYDOWN		412,663	412,663	443,999	414,616		(1,953)		(1,953)		412,663				8,553	08/25/2041
3136A4-2X-6	FNR 2012-38 PA 2 09/25/2041 CMO		12/01/2023	MBS PAYDOWN		122,088	122,088	120,934	122,017		71		71		122,088				1,187	09/25/2041
3136A4-VW-6	FNR 2012-14 Z 4 03/25/2042 CMO		12/01/2023	MBS PAYDOWN		471,895	471,895	484,265	472,677		(782)		(782)		471,895				9,285	03/25/2042
3136AA-LT-0	FNR 2012-139 JA 3.5 12/25/2042 CMO		12/01/2023	MBS PAYDOWN		310,165	310,165	307,548	310,009		155		155		310,165				5,301	12/25/2042
3136AD-CU-1	FNR 2013-23 KJ 2.25 05/25/2042 CMO		12/01/2023	MBS PAYDOWN		552,768	552,768	525,475	551,567		1,201		1,201		552,768				6,858	05/25/2042
3136AG-A6-9	FNR 2013-101 E 3 10/25/2033 CMO		12/01/2023	MBS PAYDOWN		590,419	590,419	617,427	591,674		(1,254)		(1,254)		590,419				9,729	10/25/2033
3136AG-G4-8	FNR 2013-106 PY 3 10/25/2033 CMO		12/01/2023	MBS PAYDOWN		682,934	682,934	687,416	683,139		(205)		(205)		682,934				11,130	10/25/2033
3136AQ-HL-7	FNA 2015-M13 A2 VAR 06/25/2025 CMBS		12/01/2023	MBS PAYDOWN		51,712	51,712	51,405	51,689		24		24		51,712				768	06/25/2025
3136AQ-TL-4	FNR 2015-91 AF FLT 12/25/2045 CMO		12/01/2023	MBS PAYDOWN		214,758	214,758	213,894	214,682		76		76		214,758				4,462	12/25/2045
3136AQ-VJ-6	FNR 2015-90 UQ 3.5 12/25/2045 CMO		12/01/2023	MBS PAYDOWN		296,642	296,642	317,767	297,915		(1,273)		(1,273)		296,642				5,699	12/25/2045
3136AR-T4-0	FNR 2016-25 LA 3 07/25/2045 CMO		12/01/2023	MBS PAYDOWN		245,614	245,614	255,362	246,098		(484)		(484)		245,614				3,892	07/25/2045
3136AS-O6-6	FNR 2016-39 LA 2.5 03/25/2045 CMO		12/01/2023	MBS PAYDOWN		87,559	87,559	87,011	87,527		31		31		87,559				1,158	03/25/2045
3136AS-XL-5	FNR 2016-43 MA 3 10/25/2045 CMO		12/01/2023	MBS PAYDOWN		479,833	479,833	501,875	480,928		(1,095)		(1,095)		479,833				7,603	10/25/2045
3136AU-G2-1	FNA 2017-M1 A2 VAR 10/25/2026 CMBS		12/01/2023	MBS PAYDOWN		109,405	109,405	105,095	109,184		221		221		109,405				1,175	10/25/2026
3136AV-6R-5	FNGT 2017-T1 A 2.898 06/25/2027 CMO		12/01/2023	MBS PAYDOWN		25,023	25,023	25,023	25,023						25,023				477	06/25/2027
3136AV-KR-9	FNA 2017-M2 A2 VAR 02/25/2027 CMBS		12/01/2023	MBS PAYDOWN		620,088	620,088	621,251	620,135		(47)		(47)		620,088				5,970	02/25/2027
3136AV-Y5-2	FNA 2017-M4 A2 VAR 12/25/2026 CMBS		12/01/2023	MBS PAYDOWN		191,592	191,592	187,393	191,199		393		393		191,592				3,430	12/25/2026
3136AX-3J-2	FNA 2017-M11 A2 2.98 08/25/2029 CMBS		12/01/2023	MBS PAYDOWN		173,313	173,313	173,695	173,335		(23)		(23)		173,313				3,819	08/25/2029
3136AX-M2-8	FNR 2017-67 BN 3 02/25/2044 CMO		12/01/2023	MBS PAYDOWN		865,005	865,005	918,527	869,082		(4,077)		(4,077)		865,005				12,885	02/25/2044
3136AX-QN-8	FNR 2017-58 P 3 06/25/2046 CMO		12/01/2023	MBS PAYDOWN		297,488	297,488	291,852	297,224		264		264		297,488				4,469	06/25/2046
3136BB-6L-8	FNA 2020-M8 AL 2.012 03/25/2035 CMBS		12/01/2023	MBS PAYDOWN		3,874	3,874	4,132	3,881		(8)		(8)		3,874				42	03/25/2035
3136BB-5F-0	FNR 2020-36 KB 2.5 03/25/2050 CMO		12/01/2023	MBS PAYDOWN		110,313	110,313	98,455	109,595		718		718		110,313				1,523	03/25/2050
3136BD-YY-8	FNA 2021-M4 A1 0.959 02/25/2031 CMBS		12/01/2023	MBS PAYDOWN		324,646	324,646	324,641	324,645		1		1		324,646				1,540	02/25/2031
31371K-HL-2	FNCL POOL 254263		12/01/2023	MBS PAYDOWN		6,167	6,167	6,235	6,170		(4)		(4)		6,167				215	04/01/2032
31371L-GJ-2	FNCL POOL 255001		12/01/2023	MBS PAYDOWN		10,143	10,143	10,652	10,170		(27)		(27)		10,143				419	11/01/2033
31371L-H3-6	FNCL POOL 255050		12/01/2023	MBS PAYDOWN		6,152	6,152	6,537	6,172		(20)		(20)		6,152				207	12/01/2033

ANNUAL STATEMENT FOR THE YEAR 2023 OF THE ZURICH AMERICAN INSURANCE COMPANY

SCHEDULE D - PART 4

Showing All Long-Term Bonds and Stocks SOLD, REDEEMED or Otherwise DISPOSED OF During Current Year

1	2	3	4	5	6	7	8	9	10	Change In Book/Adjusted Carrying Value					16	17	18	19	20	21
										11	12	13	14	15						
CUSIP Identification	Description	Foreign	Disposal Date	Name of Purchaser	Number of Shares of Stock	Consideration	Par Value	Actual Cost	Prior Year Book/ Adjusted Carrying Value	Unrealized Valuation Increase/ (Decrease)	Current Year's (Amortization)/ Accretion	Current Year's Other-Than-Temporary Impairment Recognized	Total Change in Book/ Adjusted Carrying Value (11+12-13)	Total Foreign Exchange Change in Book/ Adjusted Carrying Value	Book/ Adjusted Carrying Value at Disposal Date	Foreign Exchange Gain (Loss) on Disposal	Realized Gain (Loss) on Disposal	Total Gain (Loss) on Disposal	Bond Interest/ Stock Dividends Received During Year	Stated Contractual Maturity Date
31371L-HJ-1	FNCL POOL 255033		12/01/2023	MBS PAYDOWN		10,781	10,781	11,329	10,802		(21)		(21)		10,781				343	12/01/2033
31374C-QE-9	FNJMCK POOL 310153		12/01/2023	MBS PAYDOWN		239,982	239,982	246,938	240,489		(506)		(506)		239,982				5,949	11/01/2039
31374C-RL-2	FNJMCK POOL 310191		12/01/2023	MBS PAYDOWN		132,501	132,501	136,496	132,932		(432)		(432)		132,501				3,767	05/01/2041
31374T-3B-3	FNCL POOL 323994		12/01/2023	MBS PAYDOWN		4,853	4,853	4,984	4,866		(13)		(13)		4,853				179	10/01/2029
3137A0-Y8-2	FHR 3704 ED 4 12/15/2036 CMO		12/01/2023	MBS PAYDOWN		188,677	188,677	199,762	189,085		(408)		(408)		188,677				3,933	12/15/2036
3137A3-RX-9	FHR 3776 AC 4 12/15/2030 CMO		12/01/2023	MBS PAYDOWN		430,652	430,652	402,929	429,555		1,097		1,097		430,652				8,469	12/15/2030
3137A4-JM-0	FHR 3777 WA 4 12/15/2040 CMO		12/01/2023	MBS PAYDOWN		52,774	52,774	57,095	52,998		(224)		(224)		52,774				1,045	12/15/2040
3137AE-KW-4	FHR 3910 CW 4 03/15/2041 CMO		12/01/2023	MBS PAYDOWN		358,178	358,178	385,359	360,105		(1,927)		(1,927)		358,178				8,089	03/15/2041
3137AX-XW-8	FHR 4159 LV 3.5 11/15/2032 CMO		12/01/2023	MBS PAYDOWN		1,332,543	1,332,543	1,440,813	1,334,759		(2,216)		(2,216)		1,332,543				25,891	11/15/2032
3137B0-CN-2	FHR 4184 GM 3.5 09/15/2041 CMO		12/01/2023	MBS PAYDOWN		972,733	972,733	1,053,896	976,631		(3,897)		(3,897)		972,733				19,107	09/15/2041
3137B3-PX-0	FHR 4242 PA 3.5 05/15/2041 CMO		12/01/2023	MBS PAYDOWN		531,854	531,854	536,590	532,450		(596)		(596)		531,854				9,924	05/15/2041
3137BB-BD-1	FHMS K038 A2 3.389 03/25/2024 CMBS		12/01/2023	MBS PAYDOWN		930,787	930,787	958,665	933,562		(2,775)		(2,775)		930,787				29,527	03/25/2024
3137BB-HK-9	FHR 4350 FK FLT 06/15/2038 CMO		12/01/2023	MBS PAYDOWN		189,146	189,146	189,294	189,145		1		1		189,146				4,861	06/15/2038
3137BC-NQ-7	FHR 4363 FA FLT 09/15/2041 CMO		12/01/2023	MBS PAYDOWN		105,740	105,740	105,079	105,661		79		79		105,740				2,743	09/15/2041
3137BD-KG-0	FHR 4384 LB 3.5 08/15/2043 CMO		12/01/2023	MBS PAYDOWN		794,989	794,989	870,140	798,312		(3,324)		(3,324)		794,989				14,899	08/15/2043
3137BG-ZB-8	FHR 4448 TF FLT 05/15/2040 CMO		12/01/2023	MBS PAYDOWN		299,998	299,998	299,998	300,012		(14)		(14)		299,998				7,282	05/15/2040
3137BN-DW-1	FHR 4559 YL 4 03/15/2046 CMO		12/01/2023	MBS PAYDOWN		16	16	18	16						16					03/15/2046
3137BS-3J-0	FHR 4616 HP 3 09/15/2046 CMO		12/01/2023	MBS PAYDOWN		104,301	104,301	105,646	104,385		(83)		(83)		104,301				1,720	09/15/2046
3137BY-MQ-0	FHMS KJ14 A2 2.811 09/25/2024 CMBS		08/25/2023	VARIOUS		2,034,021	2,065,416	2,106,629	2,078,677		(7,260)		(7,260)		2,071,417		(37,396)	(37,396)	38,117	09/25/2024
3137F3-KL-7	FHR 4763 CE 3 03/15/2037 CMO		12/01/2023	MBS PAYDOWN		526,924	526,924	520,008	526,357		567		567		526,924				8,670	03/15/2037
3137FK-SG-2	FHMS K086 A1 3.671 12/25/2027 CMBS		12/01/2023	MBS PAYDOWN		228,999	228,999	233,573	229,381		(382)		(382)		228,999				4,750	12/25/2027
3137HO-R7-5	FHR 5112 GA 1.5 03/15/2036 CMO		12/01/2023	MBS PAYDOWN		1,466,477	1,466,477	1,497,411	1,469,650		(3,172)		(3,172)		1,466,477				11,605	03/15/2036
3137H2-NY-6	FHMS K-1521 A2 2.184 08/25/2036 CMBS		01/04/2023	CANTOR FITZGERALD & CO INC		7,514,992	9,800,000	8,306,648	8,340,812		941		941		8,341,753		(826,761)	(826,761)	20,214	08/25/2036
31383D-7J-6	FNCL POOL 500497		12/01/2023	MBS PAYDOWN		311	311	314	311						311				11	06/01/2029
31385J-JC-3	FNCL POOL 545759		12/01/2023	MBS PAYDOWN		56,445	56,445	58,170	56,577		(132)		(132)		56,445				1,942	07/01/2032
31385J-K8-0	FNCL POOL 545819		12/01/2023	MBS PAYDOWN		32,270	32,270	33,873	32,395		(125)		(125)		32,270				1,113	08/01/2032
31385W-ZT-9	FNCL POOL 555254		12/01/2023	MBS PAYDOWN		24,428	24,428	25,500	24,511		(83)		(83)		24,428				832	01/01/2033
31385X-TY-3	FNCL POOL 555967		12/01/2023	MBS PAYDOWN		58,467	58,467	59,166	58,523		(56)		(56)		58,467				1,714	11/01/2033
31386X-W5-1	FNCL POOL 576768		12/01/2023	MBS PAYDOWN		46,207	46,207	47,766	46,329		(123)		(123)		46,207				1,197	08/01/2026
31389N-F2-6	FNCL POOL 630285		12/01/2023	MBS PAYDOWN		3,267	3,267	3,289	3,268		(1)		(1)		3,267				112	03/01/2032
31389S-5Y-6	FNCL POOL 634563		12/01/2023	MBS PAYDOWN		2,494	2,494	2,519	2,495		(1)		(1)		2,494				89	03/01/2032
3138A2-CW-7	FNCL POOL AH0984		12/01/2023	MBS PAYDOWN		46,655	46,655	49,525	46,827		(172)		(172)		46,655				1,081	12/01/2040
3138AP-EB-0	FNCL POOL A19129		12/01/2023	MBS PAYDOWN		291,492	291,492	309,300	292,373		(881)		(881)		291,492				4,929	09/01/2042
3138AW-Z8-9	FNCL POOL AJ5266		12/01/2023	MBS PAYDOWN		1,495,505	1,495,505	1,604,162	1,503,602		(8,097)		(8,097)		1,495,505				29,157	11/01/2041
3138EG-GS-7	FNCL POOL AL0208		12/01/2023	MBS PAYDOWN		222,841	222,841	242,513	224,665		(1,824)		(1,824)		222,841				4,642	05/01/2041
3138EJ-MK-1	FNCL POOL AL2161		12/01/2023	MBS PAYDOWN		180,048	180,048	192,398	180,831		(783)		(783)		180,048				4,141	06/01/2042
3138EK-XL-4	FN POOL AL3382		02/01/2023	MBS PAYDOWN		414,867	414,867	397,462	414,419		448		448		414,867				1,036	03/01/2023
3138EL-LD-3	FN POOL AL4179		06/01/2023	MBS PAYDOWN		2,609,058	2,609,058	2,565,031	2,603,651		5,408		5,408		2,609,058				24,596	08/01/2023
3138EP-WU-4	FNCL POOL AL6958		12/01/2023	MBS PAYDOWN		149,616	149,616	167,640	151,022		(1,406)		(1,406)		149,616				4,339	04/01/2040
3138ER-ZB-5	FN POOL AL9769		12/01/2023	MBS PAYDOWN		140,149	140,149	136,296	139,889		259		259		140,149				2,055	12/01/2026
3138ER-ZF-6	FNCL POOL AL9773		12/01/2023	MBS PAYDOWN		652,104	652,104	658,930	652,465		(362)		(362)		652,104				10,340	01/01/2047
3138ER-TK-6	FNCL POOL AL9553		12/01/2023	MBS PAYDOWN		102,436	102,436	105,813	102,678		(242)		(242)		102,436				2,031	02/01/2046
3138ER-U2-4	FNCL POOL AL9600		12/01/2023	MBS PAYDOWN		107,369	107,369	110,238	107,534		(164)		(164)		107,369				2,012	01/01/2044
3138LN-ZN-4	FN POOL AN9748		12/01/2023	MBS PAYDOWN		181,188	181,188	199,746	182,483		(1,295)		(1,295)		181,188				3,695	07/01/2028
3138W0-F9-5	FNCL POOL AR2891		12/01/2023	MBS PAYDOWN		1,037,492	1,037,492	1,088,434	1,040,199		(2,707)		(2,707)		1,037,492				18,020	01/01/2043
3138W2-WH-4	FNCL POOL AR5147		12/01/2023	MBS PAYDOWN		123,824	123,824	129,164	124,012		(188)		(188)		123,824				1,677	03/01/2043
3138WB-3N-3	FNCL POOL AS2604		12/01/2023	MBS PAYDOWN		93,581	93,581	99,123	93,757		(176)		(176)		93,581				2,046	05/01/2044
3138WC-LL-3	FNCL POOL AS3031		12/01/2023	MBS PAYDOWN		148,719	148,719	152,483	149,002		(283)		(283)		148,719				2,920	08/01/2044

ANNUAL STATEMENT FOR THE YEAR 2023 OF THE ZURICH AMERICAN INSURANCE COMPANY

SCHEDULE D - PART 4

Showing All Long-Term Bonds and Stocks SOLD, REDEEMED or Otherwise DISPOSED OF During Current Year

1	2	3	4	5	6	7	8	9	10	Change In Book/Adjusted Carrying Value					16	17	18	19	20	21
										11	12	13	14	15						
CUSIP Identification	Description	Foreign	Disposal Date	Name of Purchaser	Number of Shares of Stock	Consideration	Par Value	Actual Cost	Prior Year Book/ Adjusted Carrying Value	Unrealized Valuation Increase/ (Decrease)	Current Year's (Amortization)/ Accretion	Current Year's Other-Than-Temporary Impairment Recognized	Total Change in Book/ Adjusted Carrying Value (11+12-13)	Total Foreign Exchange Change in Book/ Adjusted Carrying Value	Book/ Adjusted Carrying Value at Disposal Date	Foreign Exchange Gain (Loss) on Disposal	Realized Gain (Loss) on Disposal	Total Gain (Loss) on Disposal	Bond Interest/ Stock Dividends Received During Year	Stated Contractual Maturity Date
31381D-JM-4	FNCL POOL AS3867		12/01/2023	MBS PAYDOWN		394,974	394,974	415,278	396,090		(1,116)		(1,116)		394,974				8,137	11/01/2044
31381H-SQ-6	FNCL POOL AS7726		12/01/2023	MBS PAYDOWN		114,492	114,492	124,376	114,967		(474)		(474)		114,492				1,685	08/01/2046
31381Y-T5-8	FNHLOR POOL AU9571		12/01/2023	MBS PAYDOWN		64,878	64,878	67,352	65,165		(287)		(287)		64,878				1,316	10/01/2043
313819-T6-6	FNHLOR POOL AU9572		12/01/2023	MBS PAYDOWN		108,811	108,811	112,960	109,040		(229)		(229)		108,811				2,675	10/01/2043
31381D-3I-8	FNHLOR POOL AV2612		12/01/2023	MBS PAYDOWN		240,332	240,332	248,330	240,685		(353)		(353)		240,332				4,922	11/01/2043
31381J-XU-6	FNCL POOL AV6990		12/01/2023	MBS PAYDOWN		173,367	173,367	181,385	173,714		(347)		(347)		173,367				3,242	05/01/2044
31381J-Y9-2	FNCL POOL AV7035		12/01/2023	MBS PAYDOWN		11,504	11,504	12,669	11,535		(30)		(30)		11,504				283	11/01/2044
31381L-2H-3	FNCL POOL AV7075		12/01/2023	MBS PAYDOWN		152,564	152,564	157,474	152,804		(240)		(240)		152,564				2,961	04/01/2045
31391K-3K-1	FNCL POOL 669602		12/01/2023	MBS PAYDOWN		11,187	11,187	11,215	11,188		(1)		(1)		11,187				336	01/01/2033
31391R-Y6-3	FNCL POOL 674933		12/01/2023	MBS PAYDOWN		7,740	7,740	7,760	7,741		(1)		(1)		7,740				233	12/01/2032
313920-UK-4	FNGT 2001-T8 A 7.5 07/25/2041 WHOLE LOAN		12/01/2023	MBS PAYDOWN		27,424	27,424	29,288	27,427		(3)		(3)		27,424				1,097	07/25/2041
313921-6A-1	FNGT 2001-T10 A1 7 12/25/2041 WHOLE LOAN		12/01/2023	MBS PAYDOWN		87,399	87,399	91,884	87,614		(215)		(215)		87,399				3,196	12/25/2041
31392A-5M-6	FNGT 2001-T12 7.5 08/25/2041 WHOLE LOAN		12/01/2023	MBS PAYDOWN		32,484	32,484	34,165	32,569		(85)		(85)		32,484				1,300	08/25/2041
31392A-7C-6	FNGT 2002-T1 A 7.5 11/25/2031 WHOLE LOAN		12/01/2023	MBS PAYDOWN		73,743	73,743	77,707	74,001		(258)		(258)		73,743				2,548	11/25/2031
31392J-V6-3	FNR 2003-21 PZ 4.5 03/25/2033 CMO		12/01/2023	MBS PAYDOWN		153,658	153,658	139,421	153,031		627		627		153,658				3,585	03/25/2033
31392P-QU-2	FNR 2482 EJ 6 07/15/2032 CMO		12/01/2023	MBS PAYDOWN		56,858	56,858	59,938	56,956		(98)		(98)		56,858				1,747	07/15/2032
31393B-2R-5	FNR 2003-60 B 5 06/25/2023 CMO		05/01/2023	MBS PAYDOWN		19,653	19,653	18,523	19,628		25		25		19,653				183	06/25/2023
31393B-UU-7	FNR 2003-42 EK 5.5 05/25/2023 CMO		05/01/2023	MBS PAYDOWN		38,601	38,601	38,831	38,591		10		10		38,601				356	05/25/2023
31393C-PD-9	FNR 2003-55 CD 5 06/25/2023 CMO		06/01/2023	MBS PAYDOWN		9,136	9,136	8,924	9,126		9		9		9,136				100	06/25/2023
31393E-LG-2	FNI 2003-W12 4.48 06/25/2043 WHOLE LOAN		12/01/2023	MBS PAYDOWN		263,385	263,385	266,019	263,527		(142)		(142)		263,385				6,272	06/25/2043
31393E-T3-3	FNR 2003-82 LH 5 09/25/2023 CMO		09/01/2023	MBS PAYDOWN		58,138	58,138	57,938	58,110		29		29		58,138				845	09/25/2023
31393G-EN-0	FNR 2545 IO 5.5 12/15/2032 CMO		12/01/2023	MBS PAYDOWN				1,491	80		(80)		(80)						200	12/15/2032
31393L-FM-0	FSPC T-54 3A 7 02/25/2043 WHOLE LOAN		12/01/2023	MBS PAYDOWN		114,702	114,702	124,093	114,920		(218)		(218)		114,702				4,111	02/25/2043
31393U-XJ-7	FNR 2003-128 DY 4.5 01/25/2024 CMO		11/01/2023	MBS PAYDOWN		25,680	25,680	25,100	25,683		(4)		(4)		25,680				429	01/25/2024
31393X-FT-9	FNGT 2004-T1 1 6.5 01/25/2044 WHOLE LOAN		12/01/2023	MBS PAYDOWN		27,097	27,097	28,566	27,191		(95)		(95)		27,097				802	01/25/2044
31394A-B4-7	FNI 2004-W11 1 6.5 05/25/2044 WHOLE LOAN		12/01/2023	MBS PAYDOWN		61,244	61,244	64,631	61,451		(207)		(207)		61,244				2,007	05/25/2044
31394A-P5-9	FNR 2004-76 CG 4.5 10/25/2024 CMO		12/01/2023	MBS PAYDOWN		47,854	47,854	52,078	48,586		(733)		(733)		47,854				827	10/25/2024
31394C-B4-3	FNI 2005-W1 1A 6.5 10/25/2044 WHOLE LOAN		12/01/2023	MBS PAYDOWN		112,307	112,307	117,501	112,557		(250)		(250)		112,307				3,639	10/25/2044
31394C-LX-8	FNR 2005-12 ED 4.5 03/25/2025 CMO		12/01/2023	MBS PAYDOWN		78,164	78,164	73,523	77,318		845		845		78,164				1,139	03/25/2025
31394D-N8-9	FNR 2005-45 BE 4.5 06/25/2025 CMO		12/01/2023	MBS PAYDOWN		97,353	97,353	89,857	96,184		1,169		1,169		97,353				1,942	06/25/2025
31394E-FT-0	FNR 2005-64 PL 5.5 07/25/2035 CMO		12/01/2023	MBS PAYDOWN		16,605	16,605	17,409	16,741		(136)		(136)		16,605				473	07/25/2035
31394F-H6-5	FNR 2005-83 LA 5.5 10/25/2035 CMO		12/01/2023	MBS PAYDOWN		16,980	16,980	17,802	17,115		(136)		(136)		16,980				486	10/25/2035
31394F-N5-0	FNR 2005-84 XM 5.75 10/25/2035 CMO		12/01/2023	MBS PAYDOWN		117,801	117,801	119,273	117,943		(142)		(142)		117,801				3,514	10/25/2035
31394G-BQ-5	FNR 2647 A 3.25 04/15/2032 CMO		12/01/2023	MBS PAYDOWN		18,147	18,147	16,993	18,046		101		101		18,147				290	04/15/2032
31394X-2C-9	FNR 2783 JY 5 04/15/2024 CMO		12/01/2023	MBS PAYDOWN		112,509	112,509	103,367	111,765		744		744		112,509				2,758	04/15/2024
31395D-AN-9	FNR 2006-31 PO 0 05/25/2036 CMO		12/25/2023	MBS PAYDOWN		81,180	81,180	59,688	79,745		1,435		1,435		81,180					05/25/2036
31395J-JS-6	FNR 2882 QD 4.5 07/15/2034 CMO		12/01/2023	MBS PAYDOWN		108,804	108,804	104,656	108,518		286		286		108,804				2,901	07/15/2034
31395M-W7-0	FNR 2938 EB 5 02/15/2025 CMO		12/01/2023	MBS PAYDOWN		50,339	50,339	47,578	50,077		262		262		50,339				1,293	02/15/2025
31395P-UH-0	FNR 2950 AC 4.5 03/15/2025 CMO		12/01/2023	MBS PAYDOWN		32,630	32,630	29,612	32,158		472		472		32,630				451	03/15/2025
31395Q-CY-4	FNR 411 A3 3 08/25/2042 CMO		12/01/2023	MBS PAYDOWN		514,890	514,890	538,221	516,364		(1,474)		(1,474)		514,890				8,624	08/25/2042
31396H-TN-9	FNR 3108 PO 0 02/15/2036 CMO		12/15/2023	MBS PAYDOWN		134,131	134,131	100,581	132,105		2,026		2,026		134,131					02/15/2036
31396L-VP-2	FNR 2006-110 PO 0 11/25/2036 CMO		12/01/2023	MBS PAYDOWN		32,770	32,770	23,502	32,283		487		487		32,770					11/25/2036
31398N-NJ-9	FNR 2010-115 PN 4 10/25/2040 CMO		12/01/2023	MBS PAYDOWN		278,560	278,560	302,150	279,759		(1,199)		(1,199)		278,560				6,161	10/25/2040
31398R-DH-5	FNR 2010-43 MK 5.5 05/25/2040 CMO		12/01/2023	MBS PAYDOWN		16,003	16,003	17,623	16,316		(314)		(314)		16,003				456	05/25/2040
31398S-6Y-4	FNR 2011-7 B 3.5 02/25/2026 CMO		12/01/2023	MBS PAYDOWN		455,052	455,052	404,143	453,205		1,847		1,847		455,052				8,381	02/25/2026
31398S-7K-3	FNR 2011-7 BC 3.5 02/25/2026 CMO		12/01/2023	MBS PAYDOWN		230,360	230,360	211,445	211,445		1,236		1,236		230,360					02/25/2026
31400A-WL-8	FNCL POOL 682051		12/01/2023	MBS PAYDOWN		8,586	8,586	8,555	8,581		5		5		8,586				235	04/01/2033
31400P-Z7-3	FNCL POOL 693866		12/01/2023	MBS PAYDOWN		70,973	70,973	71,905	71,046		(73)		(73)		70,973				1,784	04/01/2033
31400T-3I-5	FNCL POOL 697513		12/01/2023	MBS PAYDOWN		1,648	1,648	1,642	1,648						1,648				45	04/01/2033

ANNUAL STATEMENT FOR THE YEAR 2023 OF THE ZURICH AMERICAN INSURANCE COMPANY

SCHEDULE D - PART 4

Showing All Long-Term Bonds and Stocks SOLD, REDEEMED or Otherwise DISPOSED OF During Current Year

1	2	3	4	5	6	7	8	9	10	Change In Book/Adjusted Carrying Value					16	17	18	19	20	21
										11	12	13	14	15						
CUSIP Identification	Description	Foreign	Disposal Date	Name of Purchaser	Number of Shares of Stock	Consideration	Par Value	Actual Cost	Prior Year Book/ Adjusted Carrying Value	Unrealized Valuation Increase/ (Decrease)	Current Year's (Amortization)/ Accretion	Current Year's Other-Than-Temporary Impairment Recognized	Total Change in Book/ Adjusted Carrying Value (11+12-13)	Total Foreign Exchange Change in Book/ Adjusted Carrying Value	Book/ Adjusted Carrying Value at Disposal Date	Foreign Exchange Gain (Loss) on Disposal	Realized Gain (Loss) on Disposal	Total Gain (Loss) on Disposal	Bond Interest/ Stock Dividends Received During Year	Stated Contractual Maturity Date
31400V-6Z-0	FNCL POOL 699388		12/01/2023	MBS PAYDOWN		4,627	4,627	4,688	4,630		(3)		(3)		4,627				139	04/01/2033
31401B-XA-8	FNCL POOL 703673		12/01/2023	MBS PAYDOWN		68,837	68,837	69,740	68,886		(49)		(49)		68,837				2,528	04/01/2033
31402D-F7-0	FNCL POOL 725690		12/01/2023	MBS PAYDOWN		82,937	82,937	84,077	83,028		(91)		(91)		82,937				2,634	08/01/2034
31402J-YG-6	FNCL POOL 730711		12/01/2023	MBS PAYDOWN		77,915	77,915	78,366	77,947		(32)		(32)		77,915				2,315	08/01/2033
31403A-V4-4	FNCL POOL 743235		12/01/2023	MBS PAYDOWN		30,385	30,385	31,075	30,416		(32)		(32)		30,385				899	10/01/2033
31403C-6L-0	FNCL POOL 745275		12/01/2023	MBS PAYDOWN		413,685	413,685	449,026	416,525		(2,840)		(2,840)		413,685				11,095	02/01/2036
31403D-BD-0	FNCL POOL 745336		12/01/2023	MBS PAYDOWN		56,914	56,914	58,159	57,012		(98)		(98)		56,914				1,544	03/01/2036
31403D-RX-9	FNCL POOL 745802		12/01/2023	MBS PAYDOWN		99,910	99,910	100,768	99,960		(51)		(51)		99,910				3,286	07/01/2036
31403G-PQ-9	FNPPKL POOL 748431		12/01/2023	MBS PAYDOWN		17,622	17,622	17,765	17,628		(6)		(6)		17,622				529	08/01/2033
31403N-JF-5	FNCL POOL 753662		12/01/2023	MBS PAYDOWN		42,518	42,518	42,996	42,548		(30)		(30)		42,518				1,315	12/01/2033
31403R-NB-7	FNCL POOL 755615		12/01/2023	MBS PAYDOWN		38,013	38,013	38,939	38,069		(56)		(56)		38,013				1,006	01/01/2034
31403W-FN-2	FNCL POOL 759873		12/01/2023	MBS PAYDOWN		64,058	64,058	66,165	64,181		(123)		(123)		64,058				1,607	02/01/2034
31404H-PS-2	FNCL POOL 769133		12/01/2023	MBS PAYDOWN		75,915	75,915	76,217	75,947		(33)		(33)		75,915				1,611	02/01/2034
31404Q-CF-6	FNCL POOL 774170		02/01/2023	MBS PAYDOWN		469	468	482	469						468				4	01/01/2024
31404Q-AS-8	FNCL POOL 775017		12/01/2023	MBS PAYDOWN		1,624	1,624	1,637	1,625		(1)		(1)		1,624				53	05/01/2034
31404T-BS-1	FNCL POOL 777749		12/01/2023	MBS PAYDOWN		46,541	46,541	46,650	46,543		(2)		(2)		46,541				1,260	05/01/2034
31404X-RE-6	FNCL POOL 781785		12/01/2023	MBS PAYDOWN		39,143	39,143	39,938	39,213		(70)		(70)		39,143				1,490	11/01/2034
31405G-TV-2	FNCL POOL 789064		12/01/2023	MBS PAYDOWN		16,603	16,603	17,264	16,647		(44)		(44)		16,603				547	08/01/2034
31405K-XL-0	FNCL POOL 791883		12/01/2023	MBS PAYDOWN		29,040	29,040	29,702	29,068		(28)		(28)		29,040				955	08/01/2034
31405K-YA-3	FNCL POOL 791905		12/01/2023	MBS PAYDOWN		10,479	10,479	10,723	10,512		(33)		(33)		10,479				344	08/01/2034
31405S-DM-3	FNCL POOL 797608		12/01/2023	MBS PAYDOWN		12,605	12,605	12,900	12,617		(12)		(12)		12,605				386	07/01/2035
31405S-SC-9	FNCL POOL 798015		12/01/2023	MBS PAYDOWN		8,433	8,433	8,396	8,431		2		2		8,433				303	12/01/2034
31405T-3F-7	FNCL POOL 799198		12/01/2023	MBS PAYDOWN		59,743	59,743	60,905	59,808		(65)		(65)		59,743				2,206	11/01/2034
31405T-3G-5	FNCL POOL 799199		12/01/2023	MBS PAYDOWN		21,779	21,779	22,203	21,798		(19)		(19)		21,779				660	11/01/2034
31405T-3H-3	FNCL POOL 799200		12/01/2023	MBS PAYDOWN		11,676	11,676	11,903	11,690		(14)		(14)		11,676				351	11/01/2034
31405X-RB-1	FNCL POOL 802482		12/01/2023	MBS PAYDOWN		28,858	28,858	29,401	28,892		(34)		(34)		28,858				921	11/01/2034
31406A-6V-9	FNCL POOL 804684		12/01/2023	MBS PAYDOWN		83,911	83,911	85,222	83,947		(36)		(36)		83,911				1,473	12/01/2034
31406E-EF-7	FNCL POOL 807534		12/01/2023	MBS PAYDOWN		16,796	16,796	17,024	16,803		(7)		(7)		16,796				505	02/01/2035
31406E-TU-8	FNCL POOL 807963		12/01/2023	MBS PAYDOWN		5,877	5,877	5,862	5,876		1		1		5,877				70	01/01/2035
31406E-V4-3	FNCL POOL 808035		12/01/2023	MBS PAYDOWN		53,999	53,999	54,801	54,042		(43)		(43)		53,999				1,759	02/01/2035
31406G-V4-8	FNCL POOL 809835		12/01/2023	MBS PAYDOWN		49,492	49,492	49,612	49,493		(1)		(1)		49,492				1,253	03/01/2035
31406T-6C-0	FNCL POOL 819967		12/01/2023	MBS PAYDOWN		58,834	58,834	58,172	58,786		47		47		58,834				1,949	04/01/2035
31406T-QK-0	FNCL POOL 819558		12/01/2023	MBS PAYDOWN		205,079	205,079	206,307	205,133		(55)		(55)		205,079				5,234	04/01/2035
31407E-HB-9	FNCL POOL 828355		12/01/2023	MBS PAYDOWN		13,477	13,477	13,561	13,481		(3)		(3)		13,477				383	07/01/2035
31407H-G4-2	FNCL POOL 831019		12/01/2023	MBS PAYDOWN		25,261	25,261	25,364	25,265		(4)		(4)		25,261				266	10/01/2035
31407P-MH-5	FNCL POOL 836573		12/01/2023	MBS PAYDOWN		97,684	97,684	96,417	97,596		88		88		97,684				3,247	10/01/2035
31407Y-KT-5	FNCL POOL 844606		12/01/2023	MBS PAYDOWN		16,681	16,681	16,761	16,684		(3)		(3)		16,681				547	12/01/2035
31408F-KM-0	FNCL POOL 850000		12/01/2023	MBS PAYDOWN		147,408	147,408	145,382	147,273		136		136		147,408				4,421	01/01/2036
31409T-7D-4	FNCL POOL 878492		12/01/2023	MBS PAYDOWN		14,414	14,414	14,108	14,399		15		15		14,414				432	02/01/2036
3140FX-GJ-5	FNMSJA POOL BF0200		12/01/2023	MBS PAYDOWN		576,306	576,306	607,105	578,011		(1,705)		(1,705)		576,306				10,491	11/01/2051
3140HD-7A-6	FNCL POOL BK0888		12/01/2023	MBS PAYDOWN		998,714	998,714	959,234	995,796		2,919		2,919		998,714				23,976	07/01/2048
3140HY-4K-1	FN POOL BL7125		12/01/2023	MBS PAYDOWN		12,627	12,627	13,453	12,650		(24)		(24)		12,627				142	06/01/2037
3140J6-EN-3	FNCL POOL BM1940		12/01/2023	MBS PAYDOWN		219,717	219,717	227,339	220,230		(512)		(512)		219,717				3,903	11/01/2046
3140LO-BL-0	FNCL POOL BR1842		12/01/2023	MBS PAYDOWN		234,912	234,912	246,585	235,714		(801)		(801)		234,912				3,804	01/01/2051
3140LD-AU-3	FN POOL BS2718		12/01/2023	MBS PAYDOWN		51,282	51,282	51,861	51,302		(20)		(20)		51,282				550	08/01/2036
3140LW-AG-8	FNCL POOL BT7231		12/01/2023	MBS PAYDOWN		480,492	480,492	498,172	481,531		(1,039)		(1,039)		480,492				4,286	09/01/2036
3140M1-CG-7	FNCL POOL BU0070		12/01/2023	MBS PAYDOWN		115,327	115,327	96,122	114,370		957		957		115,327				1,816	10/01/2051
3140MS-PP-4	FNCL POOL BU4029		12/01/2023	MBS PAYDOWN		58,432	58,432	57,556	58,432		32		32		58,432				761	06/01/2053
3140MQ-B3-2	FNCL POOL BV9957		12/01/2023	MBS PAYDOWN		93,618	93,618	91,366	93,410		208		208		93,618				2,076	06/01/2052

ANNUAL STATEMENT FOR THE YEAR 2023 OF THE ZURICH AMERICAN INSURANCE COMPANY

SCHEDULE D - PART 4

Showing All Long-Term Bonds and Stocks SOLD, REDEEMED or Otherwise DISPOSED OF During Current Year

1	2	3	4	5	6	7	8	9	10	Change In Book/Adjusted Carrying Value					16	17	18	19	20	21
										11	12	13	14	15						
CUSIP Identification	Description	Foreign	Disposal Date	Name of Purchaser	Number of Shares of Stock	Consideration	Par Value	Actual Cost	Prior Year Book/ Adjusted Carrying Value	Unrealized Valuation Increase/ (Decrease)	Current Year's (Amortization)/ Accretion	Current Year's Other-Than-Temporary Impairment Recognized	Total Change in Book/ Adjusted Carrying Value (11+12-13)	Total Foreign Exchange Change in Book/ Adjusted Carrying Value	Book/ Adjusted Carrying Value at Disposal Date	Foreign Exchange Gain (Loss) on Disposal	Realized Gain (Loss) on Disposal	Total Gain (Loss) on Disposal	Bond Interest/ Stock Dividends Received During Year	Stated Contractual Maturity Date
314007-NS-2	FNCL POOL CA0411		12/01/2023	MBS PAYDOWN		495,950	495,950	510,382	496,881		(931)		(931)		495,950				11,025	09/01/2047
31400D-KG-6	FNCL POOL CA5702		12/01/2023	MBS PAYDOWN		98,723	98,723	81,100	97,814		909		909		98,723				1,483	05/01/2050
31400F-RR-2	FNCL POOL CA7695		12/01/2023	MBS PAYDOWN		294,666	294,666	297,544	294,787		(121)		(121)		294,666				2,279	11/01/2050
31400F-RS-0	FNCL POOL CA7696		12/01/2023	MBS PAYDOWN		298,400	298,400	301,221	298,503		(103)		(103)		298,400				2,447	11/01/2050
31400M-WF-1	FNCL POOL CB0645		12/01/2023	MBS PAYDOWN		160,551	160,551	169,181	161,083		(532)		(532)		160,551				2,236	05/01/2036
31400M-4Y-7	FNCL POOL CB2638		12/01/2023	MBS PAYDOWN		349,605	349,605	298,585	347,215		2,390		2,390		349,605				4,630	01/01/2052
31400M-V3-5	FNCL POOL CB2433		12/01/2023	MBS PAYDOWN		150,169	150,169	157,114	150,485		(316)		(316)		150,169				1,920	12/01/2051
31400N-B3-5	FNCL POOL CB2757		12/01/2023	MBS PAYDOWN		130,630	130,630	133,793	130,760		(131)		(131)		130,630				1,847	01/01/2052
31400N-QB-1	FNCL POOL CB3149		12/01/2023	MBS PAYDOWN		96,448	96,448	81,740	95,444		1,004		1,004		96,448				1,136	03/01/2052
31400Q-LV-5	FNCL POOL CB4839		12/01/2023	MBS PAYDOWN		105,888	105,888	104,183			296		296		105,888				810	10/01/2052
31400Q-P4-1	FNCL POOL CB4942		12/01/2023	MBS PAYDOWN		410,214	410,214	397,907	409,245		969		969		410,214				9,857	10/01/2052
31400Q-UR-4	FNCL POOL CB5091		12/01/2023	MBS PAYDOWN		35,349	35,349	35,869			(19)		(19)		35,349				335	11/01/2052
31400Q-VZ-5	FNCL POOL CB5131		12/01/2023	MBS PAYDOWN		50,257	50,257	49,479			69		69		50,257				712	11/01/2052
3140X8-6L-6	FNCL POOL FM5374		12/01/2023	MBS PAYDOWN		1,276,392	1,276,392	1,226,931	1,271,973		4,419		4,419		1,276,392				25,015	11/01/2047
3140XD-E4-4	FNCL POOL FM9154		12/01/2023	MBS PAYDOWN		57,478	57,478	57,936	57,504		(26)		(26)		57,478				825	10/01/2051
3140XD-J4-9	FNCL POOL FM9282		12/01/2023	MBS PAYDOWN		690,688	690,688	711,948	691,621		(934)		(934)		690,688				8,826	11/01/2051
3140XG-4N-6	FNCL POOL FS1728		12/01/2023	MBS PAYDOWN		257,047	257,047	232,748	255,058		1,989		1,989		257,047				3,222	04/01/2052
3140XH-H5-9	FNCL POOL FS2051		12/01/2023	MBS PAYDOWN		100,980	100,980	98,708	100,851		130		130		100,980				2,402	04/01/2052
3140XJ-L9-2	FNCL POOL FS3051		12/01/2023	MBS PAYDOWN		262,955	262,955	270,269			(1,183)		(1,183)		262,955				7,378	10/01/2052
3140XJ-R2-1	FNCL POOL FS3204		12/01/2023	MBS PAYDOWN		768,893	768,893	733,332	766,827		2,066		2,066		768,893				17,576	12/01/2050
3140XK-2S-8	FNCL POOL FS4384		12/01/2023	MBS PAYDOWN		171,041	171,041	170,052			40		40		171,041				3,516	03/01/2053
3140XK-AR-1	FNCL POOL FS3615		12/01/2023	MBS PAYDOWN		359,366	359,366	318,095			2,162		2,162		359,366				4,403	07/01/2051
31410F-X6-7	FNCL POOL 888201		12/01/2023	MBS PAYDOWN		42,466	42,466	42,074	42,434		32		32		42,466				1,295	02/01/2036
31410G-NS-8	FNCL POOL 888801		12/01/2023	MBS PAYDOWN		2,119	2,119	2,402	2,140		(21)		(21)		2,119				61	09/01/2037
31411J-MW-3	FNCL POOL 909473		12/01/2023	MBS PAYDOWN		104,332	104,332	104,690	104,348		(16)		(16)		104,332				2,680	02/01/2037
31412B-GV-8	FNCL POOL 920112		12/01/2023	MBS PAYDOWN		11,929	11,929	12,203	11,942		(13)		(13)		11,929				281	10/01/2036
31412L-BK-5	FNCL POOL 928042		12/01/2023	MBS PAYDOWN		9,444	9,444	9,378	9,442		2		2		9,444				284	12/01/2036
31412L-GW-4	FNCL POOL 928213		12/01/2023	MBS PAYDOWN		95,584	95,584	99,027	95,838		(254)		(254)		95,584				4,572	03/01/2037
31412P-MN-8	FNCL POOL 931065		12/01/2023	MBS PAYDOWN		136,384	136,384	147,572	137,024		(640)		(640)		136,384				3,571	05/01/2039
31416C-AZ-9	FNCL POOL 995624		09/01/2023	MATURITY		1,509	1,509	1,579	1,512		(3)		(3)		1,509				33	09/01/2023
31416W-H6-2	FNCL POOL AB1152		12/01/2023	MBS PAYDOWN		60,200	60,200	61,945	60,395		(194)		(194)		60,200				1,238	06/01/2025
31416X-U9-9	FNCL POOL AB2407		12/01/2023	MBS PAYDOWN		44,984	44,984	50,044	45,421		(438)		(438)		44,984				1,176	03/01/2041
31417D-KS-1	FNCL POOL AB6604		12/01/2023	MBS PAYDOWN		991,937	991,937	1,059,668	994,998		(3,061)		(3,061)		991,937				15,676	10/01/2042
31417F-UA-4	FNCL POOL AB8676		12/01/2023	MBS PAYDOWN		24,883	24,883	25,070	(6)						24,883				480	05/01/2042
31417Y-PL-5	FNCL POOL MA0426		12/01/2023	MBS PAYDOWN		60,428	60,428	62,949	60,567		(139)		(139)		60,428				1,733	06/01/2040
31418A-HA-9	FNHLR POOL MA1124		12/01/2023	MBS PAYDOWN		496,797	496,797	503,861	497,150		(353)		(353)		496,797				8,203	07/01/2042
31418A-JX-7	FNHLR POOL MA1177		12/01/2023	MBS PAYDOWN		120,269	120,269	123,192	120,449		(180)		(180)		120,269				2,104	09/01/2042
31418A-LT-3	FNCL POOL MA1237		12/01/2023	MBS PAYDOWN		540,483	540,483	546,880	541,118		(635)		(635)		540,483				8,568	11/01/2032
31418A-NH-7	FNHLR POOL MA1291		12/01/2023	MBS PAYDOWN		242,575	242,575	258,304	243,647		(1,072)		(1,072)		242,575				4,174	12/01/2042
31419A-UB-8	FNCL POOL AEO606		12/01/2023	MBS PAYDOWN		162,699	162,699	173,173			(724)		(724)		162,699				3,505	11/01/2040
342814-DF-4	FLORIDA ST MID-BAY BRIDGE A 5 10/01/2035		10/19/2023	Citigroup Global Markets Inc.		1,449,699	1,470,000	1,580,397	1,507,788		(10,623)		(10,623)		1,497,166		(47,466)	(47,466)	77,992	10/01/2035
35563P-7E-3	SCRT 2022-1 M 3.25 11/25/2061 WHOLE LOAN		12/01/2023	MBS PAYDOWN		94,935	94,935	92,766	94,852		83		83		94,935				1,684	11/25/2061
35563P-K7-3	SCRT 2023-1 MT 3 10/25/2062 WHOLE LOAN		12/01/2023	MBS PAYDOWN		123,232	123,232	103,314			288		288		123,232				698	10/25/2062
35563P-L0-0	SCRT 2019-3 M550 4 10/25/2058 WHOLE LOAN		12/01/2023	MBS PAYDOWN		84,846	84,846	89,168	85,059		(212)		(212)		84,846				1,853	10/25/2058
35833J-AJ-6	FRETE 2021-MIL10 AC 2.046 06/25/2038 CMBS		12/01/2023	MBS PAYDOWN		67,417	67,417	70,108	67,504		(87)		(87)		67,417				751	06/25/2038
38122N-VL-0	GOLDEN ST TOBACCO SECURITIZ 5 06/01/2035		12/07/2023	Citigroup Global Markets Inc.		5,169,800	5,000,000	5,751,150	5,207,221		(78,426)		(78,426)		5,128,795		41,005	41,005	256,944	06/01/2035

ANNUAL STATEMENT FOR THE YEAR 2023 OF THE ZURICH AMERICAN INSURANCE COMPANY

SCHEDULE D - PART 4

Showing All Long-Term Bonds and Stocks SOLD, REDEEMED or Otherwise DISPOSED OF During Current Year

1	2	3	4	5	6	7	8	9	10	Change In Book/Adjusted Carrying Value					16	17	18	19	20	21
										11	12	13	14	15						
CUSIP Identification	Description	Foreign	Disposal Date	Name of Purchaser	Number of Shares of Stock	Consideration	Par Value	Actual Cost	Prior Year Book/ Adjusted Carrying Value	Unrealized Valuation Increase/ (Decrease)	Current Year's (Amortization)/ Accretion	Current Year's Other-Than-Temporary Impairment Recognized	Total Change in Book/ Adjusted Carrying Value (11+12-13)	Total Foreign Exchange Change in Book/ Adjusted Carrying Value	Book/ Adjusted Carrying Value at Disposal Date	Foreign Exchange Gain (Loss) on Disposal	Realized Gain (Loss) on Disposal	Total Gain (Loss) on Disposal	Bond Interest/ Stock Dividends Received During Year	Stated Contractual Maturity Date
45201Y-3R-6	ILLINOIS ST HSG DEV AUTH RE 4 10/01/2049		10/16/2023	SECURITY CALLED BY ISSUER	965,000	965,000	1,052,574	1,022,696			(4,942)		(4,942)		1,017,754		(52,754)	(52,754)	29,150	10/01/2049
45204E-JP-4	ILLINOIS ST FIN AUTH REVENU 4 07/01/2032		08/28/2023	STIFEL NICOLAUS & CO INC	5,028,150	5,000,000	5,227,290	5,082,960			(17,827)		(17,827)		5,065,133		(36,983)	(36,983)	232,778	07/01/2032
45204E-JQ-2	ILLINOIS ST FIN AUTH REVENU 4 07/01/2033		08/28/2023	STIFEL NICOLAUS & CO INC	5,231,205	5,210,000	5,451,935	5,121,710			18,058		18,058		5,139,769		91,436	91,436	242,554	07/01/2033
452252-JD-2	ILLINOIS ST TOLL HIGHWAY AU 5 01/01/2039		05/17/2023	RBC CAPITAL MARKETS LLC	2,011,360	2,000,000	2,251,260	2,033,902			(12,877)		(12,877)		2,021,025		(9,665)	(9,665)	88,333	01/01/2039
544552-XH-0	LOS ANGELES CA HARBOR DEPT 5 08/01/2044		09/07/2023	MORGAN STANLEY & CO LLC	5,040,850	5,000,000	5,719,900	5,157,328			(67,704)		(67,704)		5,089,624		(48,774)	(48,774)	277,778	08/01/2044
54473E-TT-1	LOS ANGELES CNTY CA PUBLIC 5 12/01/2044		11/30/2023	UBS FINANCIAL SERVICES INC	4,751,288	4,440,000	4,845,372	4,744,145			(35,888)		(35,888)		4,708,257		43,031	43,031	223,850	12/01/2044
54811B-D4-0	LOWER COLORADO RIVER TX AUT 5 05/15/2036		05/15/2023	SECURITY CALLED BY ISSUER at 100.000	7,835,000	7,835,000	8,837,958	7,860,757			(25,757)		(25,757)		7,835,000				195,875	05/15/2036
54811B-E7-2	LOWER COLORADO RIVER TX AUT 5 05/15/2036		06/13/2023	SECURITY CALLED BY ISSUER	1,165,000	1,165,000	1,314,132	1,199,525			(33,930)		(33,930)		1,165,595		(595)	(595)	33,656	05/15/2036
56035D-AK-8	MAIN STREET NATURAL GAS INC VAR 04/01/2048		09/01/2023	SECURITY CALLED BY ISSUER at 100.000	5,170,000	5,170,000	5,602,511	5,244,667			(74,667)		(74,667)		5,170,000				206,800	04/01/2048
56035D-AW-2	MAIN STREET NATURAL GAS I VAR 08/01/2048		12/01/2023	SECURITY CALLED BY ISSUER at 100.000	3,000,000	3,000,000	3,180,570	3,031,447			(31,447)		(31,447)		3,000,000				120,000	08/01/2048
56035D-CH-3	MAIN STREET NATURAL GAS I VAR 08/01/2049		09/08/2023	VARIOUS	13,013,220	13,000,000	14,181,960	13,425,225			(132,617)		(132,617)		13,292,608		(279,388)	(279,388)	359,667	08/01/2049
57419R-7Y-5	MARYLAND ST CMINTY DEV ADMIN 4 09/01/2049		08/17/2023	SECURITY CALLED BY ISSUER	50,000	50,000	54,273	52,810			(290)		(290)		52,520		(2,520)	(2,520)	1,000	09/01/2049
57583U-V3-9	MASSACHUSETTS ST DEV FIN 5.25 07/01/2026		02/28/2023	SECURITY CALLED BY ISSUER	500,000	500,000	567,135	499,943			(64)		(64)		499,880		120	120	17,281	07/01/2026
57584Y-JW-0	MASSACHUSETTS ST DEV FIN AG 5 07/01/2053		11/07/2023	ICE SECURITIES EXECUTION & CLEARING LLC	1,116,836	1,125,000	1,244,858	1,209,807			(11,336)		(11,336)		1,198,471		(81,636)	(81,636)	72,847	07/01/2053
576051-0G-4	MASSACHUSETTS ST WTR RESOUR 5 08/01/2030		07/18/2023	STIFEL NICOLAUS & CO INC	7,553,237	7,110,000	9,126,680	7,883,782			(115,460)		(115,460)		7,768,322		(215,085)	(215,085)	344,638	08/01/2030
59259Y-XW-4	MET TRANSPRTN AUTH NY REVEN 5 11/15/2038		05/17/2023	JEFFERIES LLC	13,636,773	13,635,000	15,291,087	13,746,002			(100,719)		(100,719)		13,645,283		(8,510)	(8,510)	348,450	11/15/2038
592647-BJ-9	MET WASHINGTON DC ARPTS AUT 5 10/01/2040		10/19/2023	Citigroup Global Markets Inc.	6,637,080	6,855,000	7,454,607	7,070,110			(60,580)		(60,580)		7,009,530		(372,451)	(372,451)	363,696	10/01/2040
59447T-4N-0	MICHIGAN ST FIN AUTH REVENU 5 11/15/2031		12/07/2023	MERRILL LYNCH PIERCE FENNER & SMITH INC	2,360,490	2,300,000	2,607,096	2,390,868			(39,243)		(39,243)		2,351,625		8,865	8,865	123,306	11/15/2031
59447T-LY-7	MICHIGAN ST FIN AUTH REVENU 5 11/15/2023		11/15/2023	MATURITY	2,750,000	2,750,000	3,324,063	2,824,803			(74,803)		(74,803)		2,750,000				137,500	11/15/2023
594654-GD-1	MICHIGAN ST HSG DEV AUTH 3.75 06/01/2050		12/01/2023	SECURITY CALLED BY ISSUER	270,000	270,000	294,392	286,807			(1,775)		(1,775)		285,032		(15,032)	(15,032)	7,594	06/01/2050
59465H-UA-2	MICHIGAN ST HOSP FIN AUTH VAR 11/15/2047		03/15/2023	SECURITY CALLED BY ISSUER	3,000,000	3,000,000	3,000,000	2,998,868			(207)		(207)		2,998,661		1,339	1,339	24,000	11/15/2047
603827-VZ-6	MINNEAPOLIS-SAINT PAUL MN M 5 01/01/2032		05/17/2023	BARCLAYS CAPITAL SECURITIES INC.	3,025,260	3,000,000	3,415,620	3,051,205			(19,448)		(19,448)		3,031,758		(6,498)	(6,498)	132,500	01/01/2032
626207-K8-6	MUNI ELEC AUTH OF GEORGIA 5 01/01/2035		05/31/2023	BARCLAYS CAPITAL SECURITIES INC.	2,286,039	2,245,000	2,570,929	2,325,265			(16,385)		(16,385)		2,308,880		(22,842)	(22,842)	103,208	01/01/2035
62813N-BD-7	MUSKOGEE OK INDL TRUST EDUC 4 09/01/2033		07/18/2023	WELLS FARGO SECURITIES LLC	7,291,095	7,415,000	8,263,721	8,026,757			(46,608)		(46,608)		7,980,149		(689,054)	(689,054)	262,821	09/01/2033
63607W-AA-2	NATIONAL FIN AUTH NH MU 4.125 01/20/2034		12/20/2023	SECURITY CALLED BY ISSUER	33,054	33,054	38,710	37,686			(189)		(189)		37,497		(4,443)	(4,443)	744	01/20/2034
641279-NU-4	NEVADA ST HSG DIV SF MTGE R 4 10/01/2049		10/02/2023	VARIOUS	630,000	630,000	692,528	669,533			(3,744)		(3,744)		665,789		(35,789)	(35,789)	18,800	10/01/2049
645790-RN-8	NEW JERSEY ST HLTH CARE FAC 5 07/01/2028		09/07/2023	PERSHING LLC	270,899	270,000	310,030	275,475			(3,755)		(3,755)		271,720		(821)	(821)	16,125	07/01/2028
645790-RV-0	NEW JERSEY ST HLTH CARE FAC 5 07/01/2028		09/07/2023	WELLS FARGO SECURITIES LLC	4,243,409	4,230,000	4,857,140	4,315,775			(58,822)		(58,822)		4,256,953		(13,544)	(13,544)	252,625	07/01/2028
646136-4V-0	NEW JERSEY ST TRANSPRTN TRU 5 06/15/2038		11/01/2023	STIFEL NICOLAUS & CO INC	2,512,175	2,500,000	2,552,225	2,538,498			(4,872)		(4,872)		2,533,626		(21,451)	(21,451)	110,417	06/15/2038
647201-FY-3	NEW MEXICO ST MTGE FIN AUTH 4 01/01/2050		07/03/2023	VARIOUS	330,000	363,753	390,533	335,748			(2,073)		(2,073)		333,675		(3,675)	(3,675)	11,159	07/01/2050
647201-HC-9	NEW MEXICO ST MTGE FIN A 3.75 01/01/2050		07/03/2023	VARIOUS	185,000	185,000	200,836	194,490			(424)		(424)		194,066		(9,066)	(9,066)	5,016	01/01/2050

E14.10

ANNUAL STATEMENT FOR THE YEAR 2023 OF THE ZURICH AMERICAN INSURANCE COMPANY

SCHEDULE D - PART 4

Showing All Long-Term Bonds and Stocks SOLD, REDEEMED or Otherwise DISPOSED OF During Current Year

1	2	3	4	5	6	7	8	9	10	Change In Book/Adjusted Carrying Value					16	17	18	19	20	21
										11	12	13	14	15						
CUSIP Identification	Description	Foreign	Disposal Date	Name of Purchaser	Number of Shares of Stock	Consideration	Par Value	Actual Cost	Prior Year Book/ Adjusted Carrying Value	Unrealized Valuation Increase/ (Decrease)	Current Year's (Amortization)/ Accretion	Current Year's Other-Than-Temporary Impairment Recognized	Total Change in Book/ Adjusted Carrying Value (11+12-13)	Total Foreign Exchange Change in Book/ Adjusted Carrying Value	Book/ Adjusted Carrying Value at Disposal Date	Foreign Exchange Gain (Loss) on Disposal	Realized Gain (Loss) on Disposal	Total Gain (Loss) on Disposal	Bond Interest/ Stock Dividends Received During Year	Stated Contractual Maturity Date
64763H-HK-4	NEW ORLEANS LA AVIATION BRD 5 01/01/2048		10/19/2023	PERSHING LLC		997,714	1,060,000	1,159,693	1,108,570				(9,319)		1,099,251		(101,536)	(101,536)	69,489	01/01/2048
64972G-RF-3	NEW YORK CITY NY MUNI WTR F 5 06/15/2047		06/15/2023	SECURITY CALLED BY ISSUER at 100.000		2,650,000	2,650,000	3,115,892	2,684,237				(34,237)		2,650,000				66,250	06/15/2047
64990A-CB-9	NEW YORK ST DORM AUTH SALES 5 03/15/2035		05/18/2023	MERRILL LYNCH PIERCE FENNER & SMITH INC		3,030,810	3,000,000	3,470,250	3,075,576				(23,728)		3,051,848		(21,038)	(21,038)	102,917	03/15/2035
650010-CX-5	NEW YORK ST THRUWAY AUTH GE 4 01/01/2050		08/28/2023	JEFFERIES LLC		7,263,120	8,000,000	7,957,500	7,960,706				253		7,960,958		(697,838)	(697,838)	372,444	01/01/2050
650035-BB-0	NEW YORK ST URBAN DEV CORP 5 03/15/2024		03/15/2023	SECURITY CALLED BY ISSUER at 100.000		3,000,000	3,000,000	3,653,220	3,022,370				(22,370)		3,000,000				75,000	03/15/2024
658203-Y4-0	NORTH CAROLINA ST MUNI PIWR 5 01/01/2024		05/31/2023	JP MORGAN SECURITIES LLC		1,975,994	1,960,000	2,322,482	2,007,098				(19,525)		1,987,573		(11,579)	(11,579)	90,106	01/01/2024
65820Y-NQ-5	NORTH CAROLINA ST MED CARE 5 10/01/2025		10/02/2023	SECURITY CALLED BY ISSUER		916,700	890,000	1,024,977	931,741				(15,099)		916,642		(26,642)	(26,642)	71,200	10/01/2025
658909-VB-9	NORTH DAKOTA ST HSG FIN AGY 4 01/01/2050		07/03/2023	SECURITY CALLED BY ISSUER		510,000	510,000	559,990	548,213				(897)		547,315		(37,315)	(37,315)	14,600	01/01/2050
66285W-NK-8	N TX TOLLWAY AUTH REVENUE 5 01/01/2033		12/07/2023	WELLS FARGO SECURITIES LLC		5,083,250	5,000,000	5,598,400	5,143,991				(66,389)		5,077,603		5,647	5,647	361,111	01/01/2033
67756Q-ZW-0	OHIO ST HSG FIN AGY RSDL 4.5 03/01/2050		12/01/2023	VARIOUS		240,000	240,000	268,838	257,822				(1,886)		255,936		(15,936)	(15,936)	9,506	03/01/2050
67884F-P4-2	OKLAHOMA DEV FIN AUTH LEASE 3 06/01/2023		06/01/2023	MATURITY		1,760,000	1,760,000	1,918,629	1,770,377				(10,377)		1,760,000				26,400	06/01/2023
68428T-BV-8	ORANGE CNTY CA SANTN DIST W 5 02/01/2034		05/18/2023	MERRILL LYNCH PIERCE FENNER & SMITH INC		1,529,475	1,500,000	1,769,805	1,554,116				(12,905)		1,541,212		(11,737)	(11,737)	60,625	02/01/2034
68428T-BX-4	ORANGE CNTY CA SANTN DIST W 5 02/01/2036		05/18/2023	Citigroup Global Markets Inc.		5,080,900	5,000,000	5,857,150	5,172,491				(41,116)		5,131,374		(50,474)	(50,474)	202,083	02/01/2036
68450L-FG-5	ORANGE CNTY FL HLTH FAGS AU 5 08/01/2023		08/01/2023	MATURITY		1,100,000	1,100,000	1,281,577	1,117,452				(17,452)		1,100,000				55,000	08/01/2023
709225-ES-1	PENNSYLVANIA ST TURNPIKE CO 4 12/01/2043		03/06/2023	JEFFERIES LLC		629,655	662,000	787,144	774,669				(2,136)		772,533		(142,878)	(142,878)	7,135	12/01/2043
717893-ZB-0	PHILADELPHIA PA WTR & WSTWIT 5 07/01/2040		09/07/2023	MORGAN STANLEY & CO LLC		13,669,221	13,505,000	15,143,697	13,876,395				(168,875)		13,707,520		(38,299)	(38,299)	806,549	07/01/2040
73358W-QY-3	PORT AUTH OF NEW YORK & NEW 5 12/01/2038		08/28/2023			8,105,455	8,085,000	9,142,114	8,238,331				(110,952)		8,127,379		(21,924)	(21,924)	302,065	12/01/2038
76219D-AE-8	RHODE ISLAND COMMERCE CORP 5 07/01/2023		07/03/2023	MATURITY		1,260,000	1,260,000	1,412,536	1,275,296				(15,296)		1,260,000				63,000	07/01/2023
786107-PF-3	SACRAMENTO CNTY CA ARPT SYS 5 07/01/2041		11/16/2023	UBS FINANCIAL SERVICES INC		1,709,736	1,680,000	1,828,646	1,746,293				(15,933)		1,730,360		(20,624)	(20,624)	116,433	07/01/2041
79765R-J5-9	SAN FRANCISCO CITY & CNTY C 4 11/01/2036		10/04/2023	WELLS FARGO SECURITIES LLC		3,896,400	4,000,000	4,362,320	4,152,800				(29,009)		4,123,791		(227,391)	(227,391)	148,889	11/01/2036
83712D-C7-9	SOUTH CAROLINA ST HSG FIN & 4 01/01/2050		07/03/2023	SECURITY CALLED BY ISSUER		375,000	375,000	412,046	401,967				(831)		401,136		(26,136)	(26,136)	11,200	01/01/2050
83755V-XD-1	SOUTH DAKOTA ST HLTH & EDUC 5 11/01/2034		05/31/2023	Citigroup Global Markets Inc.		7,416,216	7,300,000	8,276,999	7,540,696				(53,598)		7,487,098		(70,882)	(70,882)	213,931	11/01/2034
850578-TT-2	SPRINGFIELD IL ELEC REVENUE 5 03/01/2040		11/16/2023	STIFEL NICOLAUS & CO INC		2,915,400	2,905,000	3,146,202	2,979,103				(29,734)		2,949,369		(33,969)	(33,969)	177,124	03/01/2040
867868-GA-3	SUNSHINE FL ST GOVERNMENTAL 5 09/01/2027		07/13/2023	BARCLAYS CAPITAL SECURITIES INC.		1,016,614	1,015,000	1,224,445	1,036,445				(17,170)		1,019,275		(2,661)	(2,661)	44,547	09/01/2027
876443-KU-5	TARRANT TX REGL WTR DIST WIT 5 03/01/2049		11/01/2023	MERRILL LYNCH PIERCE FENNER & SMITH INC		12,804,022	12,760,000	14,109,982	13,047,718				(206,317)		12,841,400		(37,378)	(37,378)	747,878	03/01/2049
880461-D3-9	TENNESSEE HSG DEV AGY RS 3.75 01/01/2050		07/03/2023	VARIOUS		230,109	230,109	254,615	244,252				(730)		243,522		(13,412)	(13,412)	6,690	01/01/2050
88255Q-AE-9	TEXAS ST MUNI GAS ACQUISI FLT 09/15/2027		09/15/2023	VARIOUS		490,000	490,000	476,525	487,745				1,297		489,043		957	957	13,892	09/15/2027
88275L-AH-9	TEXAS ST DEPT OF HSG & C 2.17 05/01/2038		11/27/2023	SECURITY CALLED BY ISSUER		88,046	88,046	88,046	88,045						88,045		1	1	981	05/01/2038
88283K-AX-6	TEXAS ST TRANSPRTN COMMISSI 5 08/15/2034		06/01/2023	SUNTRUST ROBINSON HUMPHREY INC		6,464,706	6,395,000	7,127,703	6,540,673				(36,956)		6,503,717		(39,011)	(39,011)	257,576	08/15/2034
88283K-AY-4	TEXAS ST TRANSPRTN COMMISSI 5 08/15/2037		06/01/2023	SUNTRUST ROBINSON HUMPHREY INC		6,354,054	6,300,000	6,751,196	6,407,801				(27,558)		6,380,243		(26,189)	(26,189)	253,750	08/15/2037
88283L-JW-7	TEXAS ST TRANSPRTN COMMISSI 5 10/01/2024		09/08/2023	WELLS FARGO SECURITIES LLC		17,287,980	17,000,000	20,547,730	17,738,384				(286,320)		17,452,064		(164,084)	(164,084)	805,139	10/01/2024
91412G-SS-5	UNIV OF CALIFORNIA CA REVEN 5 05/15/2038		05/15/2023	SECURITY CALLED BY ISSUER at 100.000		4,000,000	4,000,000	4,537,040	4,034,028				(34,028)		4,000,000				100,000	05/15/2038

E14.11

ANNUAL STATEMENT FOR THE YEAR 2023 OF THE ZURICH AMERICAN INSURANCE COMPANY

SCHEDULE D - PART 4

Showing All Long-Term Bonds and Stocks SOLD, REDEEMED or Otherwise DISPOSED OF During Current Year

1	2	3	4	5	6	7	8	9	10	Change In Book/Adjusted Carrying Value					16	17	18	19	20	21
										11	12	13	14	15						
CUSIP Identification	Description	Foreign	Disposal Date	Name of Purchaser	Number of Shares of Stock	Consideration	Par Value	Actual Cost	Prior Year Book/ Adjusted Carrying Value	Unrealized Valuation Increase/ (Decrease)	Current Year's (Amortization)/ Accretion	Current Year's Other-Than-Temporary Impairment Recognized	Total Change in Book/ Adjusted Carrying Value (11+12-13)	Total Foreign Exchange Change in Book/ Adjusted Carrying Value	Book/ Adjusted Carrying Value at Disposal Date	Foreign Exchange Gain (Loss) on Disposal	Realized Gain (Loss) on Disposal	Total Gain (Loss) on Disposal	Bond Interest/ Stock Dividends Received During Year	Stated Contractual Maturity Date
91802R-AJ-8	UTILITY DEBT SECURITIZATION 5 12/15/2030		09/14/2023	MERRILL LYNCH PIERCE FENNER & SMITH INC		10,026,300	10,000,000	11,571,000	10,195,896		(144,112)		(144,112)		10,051,784		(25,484)	(25,484)	379,167	12/15/2030
928104-QJ-0	VIRGINIA ST SMALL BUSINESS 5 12/31/2047		03/10/2023	Citigroup Global Markets Inc.		1,442,570	1,430,000	1,714,713	1,696,332		(4,557)		(4,557)		1,691,775		(249,205)	(249,205)	50,447	12/31/2047
090999999. Subtotal - Bonds - U.S. Special Revenues																				
						374,831,582	373,061,219	411,329,043	380,616,310		(2,903,613)		(2,903,613)		379,936,118		(5,131,237)	(5,131,237)	14,238,245	XXX
00091H-AA-0	ACC 2022-1 A 1.19 09/20/2024 ABS		10/20/2023	MBS PAYDOWN		807,559	807,559	806,863	807,463		96		96		807,559				4,114	09/20/2024
00108X-AA-6	AUTOC 2021-A A 1.08 04/15/2027 ABS		08/15/2023	MBS PAYDOWN		478,632	478,632	478,598	478,639		(7)		(7)		478,632				1,647	04/15/2027
00164V-AF-0	AMC NETWORKS INC 4.25 02/15/2029		09/28/2023	BARCLAYS CAPITAL SECURITIES INC		125,099	203,000	197,560	126,303	71,753	512		72,265		198,568		(73,469)	(73,469)	9,754	02/15/2029
001846-AA-2	ANGI GROUP LLC 3.875 08/15/2028		05/09/2023	MERRILL LYNCH PIERCE FENNER & SMITH INC MORGAN STANLEY & CO LLC		54,733	70,000	70,000	52,767	17,252	3		17,255		70,022		(15,289)	(15,289)	1,969	08/15/2028
00206R-MM-1	AT&T INC 2.55 12/01/2033		11/17/2023			735,677	965,000	964,824	964,766		85		85		964,851		(229,174)	(229,174)	23,924	12/01/2033
00253X-AA-9	AMERICAN AIRLINES/AADVAN 5.5 04/20/2026		11/17/2023	VARIOUS		490,231	491,196	492,179	310,947	14,926	338		15,264		491,221		(990)	(990)	21,424	04/20/2026
00253X-AB-7	AMERICAN AIRLINES/AADVAN 5.75 04/20/2029		11/21/2023	VARIOUS		4,224,998	4,504,000	4,844,000	4,101,162	670,898	(36,929)		633,969		4,735,132		(510,134)	(510,134)	242,157	04/20/2029
00287Y-AQ-2	ABBVIE INC 3.6 05/14/2025		09/05/2023	Citigroup Global Markets Inc.		3,145,220	3,250,000	3,196,018	3,227,587		6,404		6,404		3,233,991		(88,771)	(88,771)	95,225	05/14/2025
00287Y-BX-6	ABBVIE INC 3.2 11/21/2029		09/12/2023	MORGAN STANLEY & CO LLC		859,390	965,000	1,062,021	1,037,121		(7,088)		(7,088)		1,030,033		(170,642)	(170,642)	25,133	11/21/2029
00287Y-CX-5	ABBVIE INC 3.8 03/15/2025		11/21/2023	MARKETAXESS CORP		484,278	495,000	505,857	497,628		(1,167)		(1,167)		496,462		(12,184)	(12,184)	22,415	03/15/2025
00439K-AA-4	ALLC 2021-1H A 1.35 10/20/2040 ABS		12/15/2023	MBS PAYDOWN		343,980	343,980	343,886	343,979		1		1		343,980				2,183	10/20/2040
00653V-AA-9	ADAPTHEALTH LLC 6.125 08/01/2028		10/27/2023	GOLDMAN SACHS & CO LLC		251,258	308,000	324,990	284,777	33,969	(4,082)		29,887		314,664		(63,406)	(63,406)	23,350	08/01/2028
00653V-AE-1	ADAPTHEALTH LLC 5.125 03/01/2030		10/20/2023	GOLDMAN SACHS & CO LLC		61,625	85,000	85,213	72,345	12,822	(20)		12,802		85,146		(23,521)	(23,521)	4,998	03/01/2030
007036-GS-9	ARMT 2005-2 2A FLT 06/25/2035 WHOLE LOAN		12/01/2023	MBS PAYDOWN		5,574	5,574	5,574	4,905						4,905		669	669	221	06/25/2035
00751Y-AE-6	ADVANCE AUTO PARTS 3.9 04/15/2030		09/13/2023	PNC BANK		571,527	690,000	606,800	607,660		6,583		6,583		614,243		(42,716)	(42,716)	24,668	04/15/2030
00774M-AW-5	AERCAP IRELAND CAP/GLOBA 3 10/29/2028	D	11/16/2023	MERRILL LYNCH PIERCE FENNER & SMITH INC		1,593,656	1,830,000	1,777,607	1,786,752		8,066		8,066		1,794,819		(201,163)	(201,163)	58,103	10/29/2028
00790R-AB-0	ADVANCED DRAINAGE SYSTE 6.375 06/15/2030		05/09/2023	VARIOUS		60,128	61,000	61,000	59,102	1,957	6		1,963		61,065		(937)	(937)	3,100	06/15/2030
00810G-AC-8	AETHON UN/AETHIN UN FIN 8.25 02/15/2026		09/25/2023	VARIOUS		570,081	574,000	601,108	569,999	19,653	(4,990)		14,663		584,662		(14,582)	(14,582)	47,974	02/15/2026
00817Y-AV-0	AETNA INC 2.8 06/15/2023		06/15/2023	VARIOUS		3,365,350	3,378,000	3,430,357	3,384,544		(6,661)		(6,661)		3,377,883		(12,533)	(12,533)	30,578	06/15/2023
008911-BK-4	AIR CANADA 3.875 08/15/2026	A	09/18/2023	MERRILL LYNCH PIERCE FENNER & SMITH INC JP MORGAN SECURITIES		124,245	135,000	135,031	119,933	15,065	7		15,072		135,004		(10,759)	(10,759)	5,740	08/15/2026
00914A-AA-0	AIR LEASE CORP 4.25 02/01/2024		02/09/2023	LLC		800,612	810,000	801,876	808,154		283		283		808,437		(7,825)	(7,825)	18,360	02/01/2024
009158-BC-9	AIR PRODUCTS & CHEMICALS 2.05 05/15/2030		11/28/2023	DEUTSCHE BANK SECURITIES INC		285,872	340,000	359,125	354,602		(1,768)		(1,768)		352,834		(66,962)	(66,962)	7,260	05/15/2030
012653-AE-1	ALBEMARLE CORP 5.05 06/01/2032		11/28/2023	MERRILL LYNCH PIERCE FENNER & SMITH INC		101,908	110,000	105,182	105,196		380		380		105,577		(3,668)	(3,668)	5,540	06/01/2032
012873-AH-8	OVINTIV INC 8.125 09/15/2030		06/02/2023	PERSHING LLC		160,445	145,000	159,614	157,431		(502)		(502)		156,929		3,516	3,516	8,541	09/15/2030
013092-AC-5	ALBERTSONS COS/SAFEMAY 4.625 01/15/2027		09/18/2023	VARIOUS		130,997	138,000	143,764	124,696	13,257	(853)		12,404		140,874		(9,878)	(9,878)	7,442	01/15/2027
013817-AW-1	HOIOMET AEROSPACE INC 5.125 10/01/2024		09/29/2023	VARIOUS		16,878	17,000	17,413	16,742	387	(55)		332		17,073		(211)	(211)	837	10/01/2024
017175-AE-0	ALLEGHANY CORP 3.625 05/15/2030		11/27/2023	FTN FINANCIAL SECURITIES CORP		363,348	400,000	355,168	355,869		4,583		4,583		360,452		2,896	2,896	15,064	05/15/2030
01741R-AN-2	ATI INC 7.25 08/15/2030		09/18/2023	VARIOUS		73,224	73,000	73,000			49		49		73,049		175	175	573	08/15/2030
01748X-AD-4	ALLEGIANZ TRAVEL CO 7.25 08/15/2027		10/30/2023	VARIOUS		107,187	114,000	109,575	108,517	5,044	75	4,060	1,059		109,575		(2,388)	(2,388)	9,506	08/15/2027
02154C-AF-0	ALTI CE FINANCING SA 5 01/15/2028	D	11/29/2023	VARIOUS		347,318	433,000	433,137	350,401	81,552	(75)		81,477		431,878		(84,561)	(84,561)	25,863	01/15/2028
02154C-AH-6	ALTI CE FINANCING SA 5.75 08/15/2029	D	12/04/2023	VARIOUS		807,524	992,000	993,170	783,234	210,435	(389)		210,046		993,279		(185,755)	(185,755)	64,948	08/15/2029
02209S-AS-2	ALTRIA GROUP INC 4 01/31/2024		07/21/2023	JP MORGAN SECURITIES LLC		2,909,248	2,940,000	2,975,633	2,955,904		(8,071)		(8,071)		2,947,833		(38,586)	(38,586)	115,967	01/31/2024
022249-AU-0	HOIOMET AEROSPACE INC 6.75 01/15/2028		12/04/2023	MORGAN STANLEY & CO LLC		538,112	520,000	602,212	527,176	55,428	(10,627)		44,801		571,976		(33,865)	(33,865)	48,848	01/15/2028
02311F-AA-4	PROJECT THOR AMAROK LLC 5.95 09/30/2037		12/31/2023	InfraDebt		860,229	860,227	860,227	860,229		(1)		(1)		860,227		2	2	29,479	09/30/2037

E14.12

ANNUAL STATEMENT FOR THE YEAR 2023 OF THE ZURICH AMERICAN INSURANCE COMPANY

SCHEDULE D - PART 4

Showing All Long-Term Bonds and Stocks SOLD, REDEEMED or Otherwise DISPOSED OF During Current Year

1	2	3	4	5	6	7	8	9	10	Change In Book/Adjusted Carrying Value					16	17	18	19	20	21
										11	12	13	14	15						
CUSIP Identification	Description	Foreign	Disposal Date	Name of Purchaser	Number of Shares of Stock	Consideration	Par Value	Actual Cost	Prior Year Book/ Adjusted Carrying Value	Unrealized Valuation Increase/ (Decrease)	Current Year's (Amortization)/ Accretion	Current Year's Other-Than-Temporary Impairment Recognized	Total Change in Book/ Adjusted Carrying Value (11+12-13)	Total Foreign Exchange Change in Book/ Adjusted Carrying Value	Book/ Adjusted Carrying Value at Disposal Date	Foreign Exchange Gain (Loss) on Disposal	Realized Gain (Loss) on Disposal	Total Gain (Loss) on Disposal	Bond Interest/ Stock Dividends Received During Year	Stated Contractual Maturity Date
023135-CG-9	AMAZON.COM INC 3.45 04/13/2029		11/17/2023	BARCLAYS CAPITAL INC		1,151,120	1,230,000	1,227,343	1,227,636			413	413		1,228,049		(76,929)	(76,929)	46,914	04/13/2029
023771-S5-8	AMERICAN AIRLINES INC 11.75 07/15/2025		08/03/2023	VARIOUS		1,356,940	1,228,000	1,473,615	1,320,526	83,593	(38,557)		45,036		1,365,562		(8,622)	(8,622)	152,871	07/15/2025
				SINKING FUND REDEMPTION																
02379K-AA-2	AMER AIRLINE 21-1A EETC 2.875 07/11/2034		07/11/2023			44,507	44,507	44,562	44,506		1		1		44,507				320	01/11/2036
02406P-AY-6	AMERICAN AXLE & MFG INC 6.25 03/15/2026		12/18/2023	VARIOUS		121,125	124,000	109,916	110,177	3,916	1,713		5,629		115,806		5,319	5,319	7,828	03/15/2026
024747-AF-4	ABC SUPPLY CO INC 4 01/15/2028		12/04/2023	VARIOUS		957,477	1,038,000	1,029,796	925,328	97,595	801		98,396		1,023,725		(66,248)	(66,248)	45,751	01/15/2028
				JP MORGAN SECURITIES																
024747-AG-2	ABC SUPPLY CO INC 3.875 11/15/2029		04/03/2023	LLC		36,015	42,000	42,000	34,325	7,719	1		7,720		42,046		(6,031)	(6,031)	633	11/15/2029
02530T-AA-9	ACAR 2021-4 A 0.45 09/15/2025 ABS		02/13/2023	MBS PAYDOWN		372,968	372,968	372,943	372,965		3		3		372,968				161	09/15/2025
02530U-AA-6	ACAR 2023-1 A 5.45 09/14/2026 ABS		12/12/2023	MBS PAYDOWN		1,358,191	1,358,191	1,358,133			954		954		1,358,191				33,999	09/14/2026
02530W-AA-2	ACAR 2022-1 A 0.99 12/15/2025 ABS		05/13/2023	MBS PAYDOWN		1,236,515	1,236,515	1,236,415	1,236,546		(31)		(31)		1,236,515				2,553	12/15/2025
025816-CP-2	AMERICAN EXPRESS CO 3.3 05/03/2027		12/07/2023	MERRILL LYNCH PIERCE FENNER & SMITH INC		1,548,406	1,640,000	1,619,894	1,633,727		1,398		1,398		1,635,125		(86,719)	(86,719)	59,833	05/03/2027
				Citigroup Global																
025816-CS-6	AMERICAN EXPRESS CO 2.55 03/04/2027		12/07/2023	Markets Inc.		3,093,390	3,350,000	3,228,549	3,244,105		22,565		22,565		3,266,670		(173,280)	(173,280)	108,442	03/04/2027
				BNP PARIBAS SECURITIES																
025816-DB-2	AMERICAN EXPRESS CO 5.85 11/05/2027		12/07/2023	SERVICES SA/MILLAN		919,867	895,000	925,278	924,624		(4,990)		(4,990)		919,634		233	233	56,019	11/05/2027
				MERRILL LYNCH PIERCE																
02582J-JV-3	AMXCA 2022-3 A 3.75 08/15/2027 ABS		10/03/2023	MERRILL LYNCH PIERCE FENNER & SMITH INC		1,788,068	1,850,000	1,811,193	1,811,235		5,776		5,776		1,817,011		(28,943)	(28,943)	55,885	08/15/2027
02582J-JX-9	AMXCA 2022-4 A 4.95 10/15/2027 ABS		09/18/2023	MERRILL LYNCH PIERCE FENNER & SMITH INC		11,852,299	11,963,000	11,962,407	11,969,448		(1,878)		(1,878)		11,967,570		(115,271)	(115,271)	432,144	10/15/2027
				MIZUHO SECURITIES USA																
02582J-KB-5	AMXCA 2023-2 A 4.8 05/15/2030 ABS		09/18/2023	LLC		12,800,430	13,000,000	12,996,239			9,941		9,941		13,006,180		(205,751)	(205,751)	164,667	05/15/2030
02665U-AA-3	AHAR 2014-SFR2 A 3.786 10/17/2036 ABS		12/01/2023	MBS PAYDOWN		41,824	41,824	43,765	41,949		(125)		(125)		41,824				841	10/17/2036
02666A-AA-6	AHAR 2015-SFR1 A 3.467 04/17/2052 ABS		12/01/2023	MBS PAYDOWN		58,864	58,864	58,861	58,864						58,864				1,053	04/17/2052
02666B-AA-4	AHAR 2015-SFR2 A 3.732 10/17/2052 ABS		12/01/2023	MBS PAYDOWN		46,314	46,314	47,836	46,411		(97)		(97)		46,314				906	10/17/2052
				MORGAN STANLEY & CO LLC																
026874-DN-4	AMERICAN INTL GROUP 4.25 03/15/2029		11/21/2023			290,067	310,000	305,375	305,564		594		594		306,158		(16,091)	(16,091)	15,700	03/15/2029
03027X-BW-9	AMERICAN TOWER CORP 4.05 03/15/2032		03/29/2023	VARIOUS		123,211	136,000	115,517	115,822		327		327		116,149		7,062	7,062	2,664	03/15/2032
03040W-AK-1	AMERICAN WATER CAPITAL C 3.85 03/01/2024		09/13/2023	MARKETAXESS CORP		420,754	425,000	432,042	425,734		(534)		(534)		425,199		(4,445)	(4,445)	16,999	03/01/2024
03073E-AP-0	CENORA INC 3.45 12/15/2027		11/21/2023	BARCLAYS CAPITAL INC		319,896	340,000	374,252	367,077		(4,939)		(4,939)		362,137		(42,242)	(42,242)	11,046	12/15/2027
				Citigroup Global																
031162-DD-9	AMGEN INC 3 02/22/2029		03/07/2023	Markets Inc.		1,554,316	1,755,000	1,681,858	1,687,826		1,976		1,976		1,689,802		(135,486)	(135,486)	28,811	02/22/2029
				RBC CAPITAL MARKETS LLC																
031162-DQ-0	AMGEN INC 5.25 03/02/2030		11/16/2023			774,712	780,000	774,431			391		391		774,822		(110)	(110)	29,348	03/02/2030
				SECURITY CALLED BY																
03217C-AA-4	AMS-OSRAM AG 7 07/31/2025	D	12/12/2023	ISSUER		203,500	200,000	213,327	188,136	17,987	(3,903)		14,084		202,220		(2,220)	(2,220)	22,594	07/31/2025
03236V-AB-7	AXIS 2022-1A A2 1.64 10/20/2027 ABS		12/20/2023	MBS PAYDOWN		1,456,405	1,456,405	1,456,161	1,456,445		(41)		(41)		1,456,405				12,661	10/20/2027
03236X-AB-3	AXIS 2022-2A A2 5.3 06/21/2028 ABS		12/20/2023	MBS PAYDOWN		777,238	777,238	777,115	777,435		(196)		(196)		777,238				27,583	06/21/2028
				MERRILL LYNCH PIERCE																
032654-AN-5	ANALOG DEVICES INC 3.5 12/05/2026		11/16/2023	FENNER & SMITH INC		443,996	465,000	460,276	462,915		456		456		463,371		(19,375)	(19,375)	15,597	12/05/2026
03463L-AA-3	AMT 2020-3 1.691 04/25/2065 WHOLE LOAN		12/01/2023	MBS PAYDOWN		61,095	61,095	61,095	61,095						61,095				518	04/25/2065
035240-AQ-3	ANHEUSER-BUSCH INBEV WOR 4.75 01/23/2029		09/12/2023	VARIOUS		1,311,153	1,335,000	1,613,882	1,533,949		(13,881)		(13,881)		1,520,068		(208,915)	(208,915)	55,431	01/23/2029
037411-AW-5	APACHE CORP 5.1 09/01/2040		08/16/2023	VARIOUS		74,046	91,000	96,121	75,572	20,342	(90)		20,252		95,823		(21,777)	(21,777)	4,242	09/01/2040
037411-BF-1	APACHE CORP 4.25 01/15/2030		07/11/2023	VARIOUS		74,801	84,000	84,089	74,354	9,787	(26)		9,761		84,115		(9,314)	(9,314)	3,485	01/15/2030
037411-BG-9	APACHE CORP 5.35 07/01/2049		09/25/2023	VARIOUS		353,088	452,000	515,463	367,503	146,527	(1,024)		145,503		513,006		(159,918)	(159,918)	29,570	07/01/2049
037833-AS-9	APPLE INC 3.45 05/06/2024		11/16/2023	BARCLAYS CAPITAL INC		1,628,879	1,645,000	1,758,225	1,665,566		(13,233)		(13,233)		1,652,333		(23,454)	(23,454)	58,960	05/06/2024
038522-AP-3	ARAMARK SERVICES INC 5 04/01/2025		12/19/2023	VARIOUS		454,895	459,000	463,897	448,787	10,524	(403)		10,121		458,909		(4,013)	(4,013)	26,748	04/01/2025
038522-AQ-1	ARAMARK SERVICES INC 5 02/01/2028		09/18/2023	GOLDMAN SACHS & CO LLC		123,268	132,000	117,282	118,427		1,632		1,632		120,059		3,209	3,209	7,498	02/01/2028
				SECURITY CALLED BY																
038522-AR-9	ARAMARK SERVICES INC 6.375 05/01/2025		10/02/2023	ISSUER		106,674	105,000	105,788	103,840	1,745	(319)		1,426		105,266		(266)	(266)	7,828	05/01/2025
03959K-AC-4	ARCHROCK PARTNERS LP/FIN 6.25 04/01/2028		09/18/2023	JEFFERIES LLC		218,820	232,000	240,147	213,231	24,126	(1,074)		23,052		236,283		(17,463)	(17,463)	14,057	04/01/2028

E14.13

ANNUAL STATEMENT FOR THE YEAR 2023 OF THE ZURICH AMERICAN INSURANCE COMPANY

SCHEDULE D - PART 4

Showing All Long-Term Bonds and Stocks SOLD, REDEEMED or Otherwise DISPOSED OF During Current Year

1	2	3	4	5	6	7	8	9	10	Change In Book/Adjusted Carrying Value					16	17	18	19	20	21
										11	12	13	14	15						
CUSIP Identification	Description	Foreign	Disposal Date	Name of Purchaser	Number of Shares of Stock	Consideration	Par Value	Actual Cost	Prior Year Book/ Adjusted Carrying Value	Unrealized Valuation Increase/ (Decrease)	Current Year's (Amortization)/ Accretion	Current Year's Other-Than-Temporary Impairment Recognized	Total Change in Book/ Adjusted Carrying Value (11+12-13)	Total Foreign Exchange Change in Book/ Adjusted Carrying Value	Book/ Adjusted Carrying Value at Disposal Date	Foreign Exchange Gain (Loss) on Disposal	Realized Gain (Loss) on Disposal	Total Gain (Loss) on Disposal	Bond Interest/ Stock Dividends Received During Year	Stated Contractual Maturity Date
03966V-AA-5	ARCONIC CORP 6.125 02/15/2028		08/18/2023	VARIOUS		1,147,091	1,113,000	1,132,687	1,044,750	65,875	(4,048)		61,827		1,106,578		6,422	6,422	102,831	02/15/2028
03966V-AB-3	ARCONIC CORP 6 05/15/2025		08/18/2023	ISSUER SECURITY CALLED BY		387,730	382,000	393,049	377,142	6,129	(1,093)		5,036		382,178		(178)	(178)	23,111	05/15/2025
03969A-AN-0	ARDAGH PKG FIN/HLDGS US 4.125 08/15/2026	D	08/23/2023	GOLDMAN SACHS & CO LLC		468,125	500,000	516,845	433,440	74,305	(3,080)		71,225		504,665		(36,540)	(36,540)	16,042	08/15/2026
03969Y-AB-4	ARDAGH METAL PACKAGING 4 09/01/2029		12/19/2023	VARIOUS		1,105,040	1,349,000	1,324,795	1,070,054	256,987	2,682		259,669		1,329,723		(224,683)	(224,683)	53,805	09/01/2029
03969Y-AC-2	ARDAGH METAL PACKAGING 6 06/15/2027		09/18/2023	MERRILL LYNCH PIERCE FENNER & SMITH INC BARCLAYS CAPITAL		193,922	200,000	198,276	195,954	2,484	206		2,690		198,643		(4,721)	(4,721)	9,167	06/15/2027
041242-AA-6	ARKO CORP 5.125 11/15/2029		11/10/2023	SECURITIES INC.		73,053	89,000	89,000	69,812	19,240			19,240		89,051		(15,999)	(15,999)	4,515	11/15/2029
042735-BC-3	ARROW ELECTRONICS INC 4.5 03/01/2023		03/01/2023	MATURITY		815,000	815,000	820,844	814,888		112		112		815,000				18,338	03/01/2023
04288B-AB-6	ARSENAL AIC PARENT LLC 8 10/01/2030		08/03/2023	UBS SECURITIES LLC		40,400	40,000	40,000			52		52		40,052		348	348		10/01/2030
043436-AX-2	ASBURY AUTOMOTIVE GROUP 5 02/15/2032		02/13/2023	GOLDMAN SACHS & CO LLC BARCLAYS CAPITAL		41,290	48,000	48,020	39,598	8,497	4		8,501		48,099		(6,809)	(6,809)	600	02/15/2032
04364V-AK-9	ASCENT RESOURCES/ARU FIN 9 11/01/2027		03/22/2023	SECURITIES INC. MERRILL LYNCH PIERCE		82,620	68,000	65,558	66,127		88		88		66,216		16,404	16,404	2,414	11/01/2027
04364V-AR-4	ASCENT RESOURCES/ARU FIN 8.25 12/31/2028		09/18/2023	FENNER & SMITH INC		378,140	379,000	374,299			266		266		374,566		3,574	3,574	19,890	12/31/2028
04364V-AU-7	ASCENT RESOURCES/ARU F 5.875 06/30/2029		09/18/2023	VARIOUS		283,365	315,000	296,100	281,131	16,241	1,279		17,520		298,651		(15,286)	(15,286)	16,495	06/30/2029
04433L-AA-0	ASHLAND INC 3.375 09/01/2031		02/07/2023	GOLDMAN SACHS & CO LLC		203,350	245,000	245,000	194,951	50,317	20		50,337		245,288		(41,938)	(41,938)	3,369	09/01/2031
04472*-AK-7	Ashley Furniture Industries Inc. 3.57 10/17/34 Private		10/17/2023	SINKING FUND REDEMPTION		577,736	577,736	577,736	577,787		(52)		(52)		577,736				12,948	10/17/2034
046353-AL-2	ASTRAZENECA PLC 3.375 11/16/2025	D	11/16/2023	DEUTSCHE BANK SECURITIES INC		313,703	325,000	330,467	327,515		(726)		(726)		326,790		(13,087)	(13,087)	11,091	11/16/2025
049362-AA-4	ATLAS LUXCO 4 / ALL UNI 4.625 06/01/2028		09/22/2023	VARIOUS Bank of America Merrill Lynch		361,441	430,000	430,000	360,069	70,265	(82)		70,183		430,252		(68,811)	(68,811)	16,143	06/01/2028
049560-AN-5	ATMOS ENERGY CORP 3 06/15/2027		11/17/2023	VARIOUS		414,326	445,000	443,776	444,424		134		134		444,558		(30,232)	(30,232)	12,460	06/15/2027
05352T-AA-7	AVANTOR FUNDING INC 4.625 07/15/2028		09/18/2023	VARIOUS		625,000	679,000	703,704	616,552	74,811	(3,983)		70,828		687,380		(62,380)	(62,380)	35,318	07/15/2028
05368V-AA-4	AVIENT CORP 7.125 08/01/2030		02/08/2023	VARIOUS		42,494	42,000	42,000	41,312	773	9		782		42,094		401	401	1,494	08/01/2030
05369A-AC-5	AVIATION CAPITAL GROUP 3.875 05/01/2023		05/01/2023	MATURITY BARCLAYS CAPITAL		400,000	400,000	398,436	399,848		152		152		400,000				7,750	05/01/2023
053773-BC-0	AVIS BUDGET CAR/FINANCE 5.75 07/15/2027		01/19/2023	SECURITIES INC.		90,250	95,000	96,510	86,278	8,515	(21)		8,494		94,773		(4,523)	(4,523)	2,853	07/15/2027
053773-BF-3	AVIS BUDGET CAR/FINANCE 5.375 03/01/2029		02/13/2023	VARIOUS		42,156	46,000	46,000	39,071	6,979	7		6,986		46,057		(3,900)	(3,900)	1,119	03/01/2029
05377R-CU-6	AESOP 2017-2A A 2.97 03/20/2024 ABS		03/20/2023	MBS PAYDOWN		7,148,000	7,148,000	7,122,312	7,137,400		10,600		10,600		7,148,000				35,383	03/20/2024
05377R-DQ-4	AESOP 2019-3A A 2.36 03/20/2026 ABS		07/05/2023	BARCLAYS CAPITAL INC		9,028,926	9,575,000	9,574,829	9,576,253		(473)		(473)		9,575,780		(546,854)	(546,854)	123,656	03/20/2026
05454N-AA-7	AXALTA COAT/DUTCH HLD BV 4.75 06/15/2027		09/18/2023	GOLDMAN SACHS & CO LLC		145,145	154,000	150,254	142,307	7,954	383		8,337		150,643		(5,498)	(5,498)	5,588	06/15/2027
05491U-BA-5	BBCMS 2018-C2 ASB 4.236 12/15/2051 CMBS		12/01/2023	MBS PAYDOWN		272,040	272,040	263,487			1,833		1,833		272,040				7,876	12/15/2051
05491Y-AA-8	BAMLL 2018-PARK 4.227108 08/10/2038 CMBS		08/09/2023	MERRILL LYNCH PIERCE FENNER & SMITH INC		1,785,625	2,000,000	2,067,538	2,041,877		(4,175)		(4,175)		2,037,701		(252,076)	(252,076)	57,574	08/10/2038
05522R-DE-5	BACCT 2022-A1 A1 3.53 11/15/2027 ABS		08/03/2023	MERRILL LYNCH PIERCE FENNER & SMITH INC		8,042,250	8,299,000	8,298,482	8,302,485		(1,003)		(1,003)		8,301,482		(259,233)	(259,233)	188,793	11/15/2027
05522R-DF-2	BACCT 2022-A2 A2 5 04/15/2028 ABS		09/14/2023	JP MORGAN SECURITIES LLC		6,653,085	6,706,000	6,745,200	6,747,226		(9,797)		(9,797)		6,737,430		(84,344)	(84,344)	274,760	04/15/2028
05525B-AA-8	BAMLL 2013-WBRK 3.65211 03/10/2037 CMBS		06/28/2023	WELLS FARGO SECURITIES LLC		4,862,257	5,446,000	5,357,503	5,413,980		6,943		6,943		5,420,923		(558,667)	(558,667)	113,330	03/10/2037
05546J-AA-6	BBCMS 2015-VFM A1 2.466 03/10/2036 CMBS		12/06/2023	MBS PAYDOWN		199,856	199,856	199,854			1		1		199,856				2,681	03/10/2036
05547H-AA-9	BBCMS 2015-SRCH A1 3.312 08/10/2035 CMBS		12/06/2023	MBS PAYDOWN		460,360	460,360	460,344	460,332		28		28		460,360				8,296	08/10/2035
05583J-AH-5	BPCE SA VAR 10/06/2026	D	11/17/2023	BARCLAYS CAPITAL SECURITIES INC		533,485	585,000	586,123	585,688		(216)		(216)		585,472		(51,987)	(51,987)	10,872	10/06/2026
05588U-AA-0	HVGI 2019-A A 3.28 09/26/2033 ABS		12/25/2023	MBS PAYDOWN		262,767	262,767	262,700	262,778		(11)		(11)		262,767				4,431	09/26/2033
05604L-AA-0	BIWAY 2015-1740 A 2.917 01/10/2035 CMBS		05/10/2023	DEUTSCHE BANK SECURITIES INC		2,812,000	3,700,000	3,613,449	3,670,696		5,071		5,071		3,675,767		(863,767)	(863,767)	48,268	01/13/2035
05608R-AA-3	BX 2021-ARIA A FLT 10/15/2036 CMBS		06/08/2023	VARIOUS		3,577,856	3,690,000	3,680,775	3,690,798		27		27		3,690,825		(112,969)	(112,969)	95,372	10/15/2036
05609B-AV-1	BX 2021-LBA AV FLT 02/15/2036 CMBS		03/14/2023	MORGAN STANLEY & CO LLC		1,755,518	1,820,000	1,820,000	1,820,689		(328)		(328)		1,820,361		(64,843)	(64,843)	24,293	02/15/2036

E14.14

ANNUAL STATEMENT FOR THE YEAR 2023 OF THE ZURICH AMERICAN INSURANCE COMPANY

SCHEDULE D - PART 4

Showing All Long-Term Bonds and Stocks SOLD, REDEEMED or Otherwise DISPOSED OF During Current Year

1	2	3	4	5	6	7	8	9	10	Change In Book/Adjusted Carrying Value					16	17	18	19	20	21
										11	12	13	14	15						
CUSIP Identification	Description	Foreign	Disposal Date	Name of Purchaser	Number of Shares of Stock	Consideration	Par Value	Actual Cost	Prior Year Book/ Adjusted Carrying Value	Unrealized Valuation Increase/ (Decrease)	Current Year's (Amortization)/ Accretion	Current Year's Other-Than-Temporary Impairment Recognized	Total Change in Book/ Adjusted Carrying Value (11+12-13)	Total Foreign Exchange Change in Book/ Adjusted Carrying Value	Book/ Adjusted Carrying Value at Disposal Date	Foreign Exchange Gain (Loss) on Disposal	Realized Gain (Loss) on Disposal	Total Gain (Loss) on Disposal	Bond Interest/ Stock Dividends Received During Year	Stated Contractual Maturity Date
05609B-CO-9	BX 2021-LBA AJV FLT 02/15/2036 CMBS		03/14/2023	GOLDMAN SACHS & CO LLC		1,321,622	1,370,000	1,370,000	1,370,515				(244)		1,370,271		(48,649)	(48,649)	18,283	02/15/2036
05723K-AE-0	BAKER HUGHES LLC/CO-OBL 3.337 12/15/2027		09/13/2023	BARCLAYS CAPITAL INC		745,305	810,000	810,000	810,106			32	32		810,139		(64,833)	(64,833)	20,272	12/15/2027
058498-AW-6	BALL CORP 2.875 08/15/2030		01/23/2023	VARIOUS		39,010	47,000	45,590	37,512	8,247		13	8,260		45,772		(6,762)	(6,762)	601	08/15/2030
058498-AX-4	BALL CORP 3.125 09/15/2031		04/03/2023	VARIOUS		116,356	142,000	142,000	113,175	28,861		13	28,874		142,049		(25,693)	(25,693)	2,078	09/15/2031
				MORGAN STANLEY & CO LLC																
058498-AZ-9	BALL CORP 6 06/15/2029		06/29/2023			33,703	34,000	34,000				13	13		34,013		(311)	(311)	295	06/15/2029
05946X-DL-4	BAFC 2003-3 1A 5.5 10/25/2033 WHOLE LOAN		12/01/2023	MBS PAYDOWN		52,848	52,848	52,890	52,849		(1)		(1)		52,848				1,777	10/25/2033
05949A-HA-1	BOAMS 2004-E 2 FLT 06/25/2034 WHOLE LOAN		12/01/2023	MBS PAYDOWN		36,402	36,402	34,934	36,323		79		79		36,402				737	06/25/2034
05949A-Z3-7	BOAMS 2005-C 4 FLT 04/25/2035 WHOLE LOAN		11/01/2023	MBS PAYDOWN		97,544	87,483	87,483	71,634						71,634		25,910	25,910	2,707	04/25/2035
05949C-HU-3	BOAMS 2005-I 2 FLT 10/25/2035 WHOLE LOAN		12/01/2023	MBS PAYDOWN		61,892	61,955	61,955	55,671						55,671		6,221	6,221	1,261	10/25/2035
05949T-BF-5	BAFC 2006-1 3A 5.5 01/25/2036 WHOLE LOAN		12/01/2023	MBS PAYDOWN		6,275	10,513	10,513	8,336			255	(255)		8,081		(1,805)	(1,805)	316	01/25/2036
06036F-BB-6	BANK 2018-BN15 A3 4.138 11/15/2061 CMBS		10/01/2023	MBS PAYDOWN		29,976	29,976	30,275	29,993			(16)	(16)		29,976				750	11/15/2061
				MERRILL LYNCH PIERCE																
06051G-FF-1	BANK OF AMERICA CORP 4 04/01/2024		02/27/2023	FENNER & SMITH INC		9,856,000	10,000,000	10,428,420	10,064,960		(6,979)		(6,979)		10,057,981		(201,981)	(201,981)	166,667	04/01/2024
				DAIWA CAPITAL MARKETS																
06051G-HD-4	BANK OF AMERICA CORP VAR 12/20/2028		11/16/2023	AMERICA INC		3,538,924	3,885,000	4,333,523	4,189,163		(51,512)		(51,512)		4,137,652		(598,727)	(598,727)	121,759	12/20/2028
06051G-HG-7	BANK OF AMERICA CORP VAR 03/05/2029		09/11/2023	BARCLAYS CAPITAL INC		417,321	450,000	439,353	440,191		1,042		1,042		441,233		(23,912)	(23,912)	18,262	03/05/2029
06051G-JD-2	BANK OF AMERICA CORP VAR 06/19/2026		05/17/2023	GOLDMAN SACHS & CO LLC		3,657,480	4,000,000	3,631,320	3,659,997		35,180		35,180		3,695,177		(37,697)	(37,697)	21,983	06/19/2026
06054M-AD-5	BACM 2016-UB10 A3 2.903 07/15/2049 CMBS		03/01/2023	MBS PAYDOWN		82,847	82,847	88,717	83,338			(491)	(491)		82,847				601	06/15/2049
				WELLS FARGO SECURITIES																
06406R-BM-8	BANK OF NY MELLON CORP VAR 10/25/2033		11/17/2023	LLC		844,536	840,000	887,704			(2,516)		(2,516)		885,188		(40,652)	(40,652)	52,545	10/25/2033
064159-3X-2	BANK OF NOVA SCOTIA 0.7 04/15/2024		09/05/2023	PERSHING LLC		6,805,539	7,020,000	7,018,315	7,019,419		368		368		7,019,787		(24,248)	(24,248)	43,953	04/15/2024
06417X-AL-5	BANK OF NOVA SCOTIA 5.25 12/06/2024		05/01/2023	TD SECURITIES USA LLC		1,928,031	1,930,000	1,928,224	1,929,538		271		271		1,929,809		(1,778)	(1,778)	41,374	12/06/2024
065404-AZ-8	BANK 2018-BN10 ASB 3.641 02/15/2061 CMBS		12/01/2023	MBS PAYDOWN		478,115	478,115	492,455	479,148		(1,033)		(1,033)		478,115				10,172	02/15/2061
06540B-BC-2	BANK 2019-BN21 A4 2.6 10/17/2052 CMBS		12/01/2023	MBS PAYDOWN		28,409	28,409	29,462	28,515		(106)		(106)		28,409				610	10/17/2052
06540R-AC-8	BANK 2017-BNK9 ASB 3.47 11/15/2054 CMBS		12/01/2023	MBS PAYDOWN		234,592	234,592	260,708	237,237		(2,646)		(2,646)		234,592				4,407	11/15/2054
06540R-AD-6	BANK 2017-BNK9 A3 3.279 11/15/2054 CMBS		08/01/2023	MBS PAYDOWN		72,021	72,021	67,993	71,449		573		573		72,021				1,574	11/15/2054
06650A-AD-9	BANK 2017-BNK8 A3 3.229 11/15/2050 CMBS		12/01/2023	MBS PAYDOWN		597	597	598	597						597				19	11/15/2050
06744U-AA-9	BARC 2021-NQ 1.747 09/25/2051 WHOLE LOAN		12/01/2023	MBS PAYDOWN		178,505	178,505	178,501	178,504						178,505				1,751	09/25/2051
				RBC CAPITAL MARKETS LLC																
073170-AJ-4	BAYTEX ENERGY CORP 8.5 04/30/2030		05/03/2023			9,938	10,000	9,871			33		33		9,903		34	34	19	04/30/2030
07384Y-NA-0	BSABS 2003-AC 5.25 10/25/2033 WHOLE LOAN		12/01/2023	MBS PAYDOWN		17,976	17,976	17,909	17,976						17,976				552	10/25/2033
				DEUTSCHE BANK																
075887-CL-1	BECTON DICKINSON & CO 1.957 02/11/2031		11/21/2023	SECURITIES INC		322,161	405,000	405,000	405,024		14		14		405,038		(82,877)	(82,877)	10,194	02/11/2031
08160B-AE-4	BMARK 2018-B5 ASB 4.1583 07/15/2051 CMBS		12/01/2023	MBS PAYDOWN		172,096	172,096	177,259	172,670		(574)		(574)		172,096				5,988	07/15/2051
08161N-AF-4	BMARK 2020-B16 A5 2.732 02/15/2053 CMBS		08/10/2023	VARIOUS		1,113,785	1,300,000	1,105,316	1,107,929		14,138		14,138		1,122,067		(8,282)	(8,282)	24,960	02/15/2053
08161Q-AD-2	BMARK 2022-B37 5.942575 11/15/2055 CMBS		06/23/2023	VARIOUS		6,688,250	6,400,000	6,450,756	6,455,064		(2,134)		(2,134)		6,452,931		235,319	235,319	213,555	11/15/2055
084659-AV-3	BERKSHIRE HATHAWAY ENERG 3.7 07/15/2030		11/27/2023	FLOW TRADERS NV		198,266	220,000	257,103	248,311		(3,309)		(3,309)		245,002		(46,736)	(46,736)	11,170	07/15/2030
084670-BR-8	BERKSHIRE HATHAWAY INC 2.75 03/15/2023		03/15/2023	MATURITY		1,965,000	1,965,000	2,033,219	1,965,377		(377)		(377)		1,965,000				27,019	03/15/2023
085770-AA-3	BERRY GLOBAL INC 4.875 07/15/2026		12/04/2023	VARIOUS		252,972	262,000	270,148	263,953		(48)		(48)		263,904		(10,932)	(10,932)	8,513	07/15/2026
08949L-AB-6	BIG RIVER STEEL/BRS FIN 6.625 01/31/2029		09/18/2023	GOLDMAN SACHS & CO LLC		230,295	232,000	257,514	222,061	23,654	(5,871)		17,783		239,844		(9,550)	(9,550)	17,505	01/31/2029
				SINKING FUND REDEMPTION																
09143*-AA-7	Private		12/30/2023	VARIOUS		244,601	244,601	244,837	244,638		(38)		(38)		244,601				7,195	03/31/2032
092174-AA-9	BLACK KNIGHT INFOSERV L 3.625 09/01/2028		09/21/2023	VARIOUS		825,693	907,000	892,555	790,904	102,686	1,383		104,069		894,973		(69,281)	(69,281)	34,383	09/01/2028
09261H-AD-9	BLACKSTONE PRIVATE CRE 2.625 12/15/2026		04/20/2023	MARKETAXESS CORP		806,667	953,000	834,161	849,475		7,232		7,232		856,708		(50,041)	(50,041)	8,964	12/15/2026
				MORGAN STANLEY & CO LLC																
09261H-AR-8	BLACKSTONE PRIVATE CRE 4 01/15/2029		11/20/2023	VARIOUS		1,994,108	2,310,000	2,297,389	2,300,099		1,530		1,530		2,301,630		(307,522)	(307,522)	124,997	01/15/2029
093645-AJ-8	BLOCK COMMUNICATIONS IN 4.875 03/01/2028		09/07/2023	VARIOUS		49,390	58,000	57,787	50,622	6,960	60		7,020		57,642		(8,252)	(8,252)	2,209	03/01/2028
097023-CY-9	BOEING CO 5.15 05/01/2030		05/25/2023	VARIOUS		692,189	698,000	647,463	648,250		1,165		1,165		649,416		42,773	42,773	13,754	05/01/2030

E14.15

ANNUAL STATEMENT FOR THE YEAR 2023 OF THE ZURICH AMERICAN INSURANCE COMPANY

SCHEDULE D - PART 4

Showing All Long-Term Bonds and Stocks SOLD, REDEEMED or Otherwise DISPOSED OF During Current Year

1	2	3	4	5	6	7	8	9	10	Change In Book/Adjusted Carrying Value					16	17	18	19	20	21
										11	12	13	14	15						
CUSIP Identification	Description	Foreign	Disposal Date	Name of Purchaser	Number of Shares of Stock	Consideration	Par Value	Actual Cost	Prior Year Book/ Adjusted Carrying Value	Unrealized Valuation Increase/ (Decrease)	Current Year's (Amortization)/ Accretion	Current Year's Other-Than-Temporary Impairment Recognized	Total Change in Book/ Adjusted Carrying Value (11+12-13)	Total Foreign Exchange Change in Book/ Adjusted Carrying Value	Book/ Adjusted Carrying Value at Disposal Date	Foreign Exchange Gain (Loss) on Disposal	Realized Gain (Loss) on Disposal	Total Gain (Loss) on Disposal	Bond Interest/ Stock Dividends Received During Year	Stated Contractual Maturity Date
09739D-AD-2	BOISE CASCADE COMPANY 4.875 07/01/2030		12/04/2023	MORGAN STANLEY & CO LLC Corporate Actions Event		114,273	126,000	131,211	109,637	19,861	(951)		18,910		128,548		(14,275)	(14,275)	8,787	07/01/2030
097751-BT-7	BOMBARDIER INC 7.875 04/15/2027	A	11/24/2023	VARIOUS		34,170	34,000	33,993			2		2		33,996		174	174	2,968	04/15/2027
097751-BV-2	BOMBARDIER INC 7.125 06/15/2026	A	11/24/2023	VARIOUS		524,495	529,000	511,808	513,126		3,372		3,372		516,498		7,997	7,997	32,199	06/15/2026
097751-BX-8	BOMBARDIER INC 6.02/15/2028	A	09/18/2023	MERRILL LYNCH PIERCE FENNER & SMITH INC		198,994	216,000	194,670	195,713		2,389		2,389		198,102		892	892	14,220	02/15/2028
097751-BZ-3	BOMBARDIER INC 7.5 02/01/2029	A	11/27/2023	VARIOUS		183,288	187,000	187,000			73		73		187,073		(3,786)	(3,786)	11,840	02/01/2029
097793-AE-3	CIVITAS RESOURCES INC 5 10/15/2026		07/25/2023	MORGAN STANLEY & CO LLC		134,963	143,000	143,000	131,416	11,666	6		11,672		143,088		(8,126)	(8,126)	4,758	10/15/2026
09857L-AR-9	BOOKING HOLDINGS INC 4.625 04/13/2030		11/28/2023	GOLDMAN SACHS & CO LLC HSBC SECURITIES USA INC		155,611	160,000	182,899	180,460		(2,425)		(2,425)		178,034		(22,423)	(22,423)	8,366	04/13/2030
09951L-AA-1	BOOZ ALLEN HAMILTON INC 3.875 09/01/2028		09/20/2023			416,626	462,000	463,242	411,901	50,752	(227)		50,525		462,425		(45,800)	(45,800)	18,947	09/01/2028
10112R-AZ-7	BOSTON PROPERTIES LP 3.2 01/15/2025		09/11/2023	GOLDMAN SACHS & CO LLC MERRILL LYNCH PIERCE		2,933,653	3,060,000	3,209,328	3,154,063		(36,157)		(36,157)		3,117,907		(184,254)	(184,254)	113,696	01/15/2025
103186-AB-8	BOXER PARENT CO INC 7.125 10/02/2025		09/18/2023	FENNER & SMITH INC		369,336	369,000	389,799	361,897	13,298	(3,094)		10,204		372,101		(2,765)	(2,765)	25,488	10/02/2025
103730-AC-4	BP CAP MARKETS AMERICA 3.937 09/21/2028		02/09/2023	PERSHING LLC		514,036	530,000	530,297	530,213		60		60		530,273		(16,236)	(16,236)	8,231	09/21/2028
103730-BK-5	BP CAP MARKETS AMERICA 3.543 04/06/2027		02/09/2023	NATWEST MARKETS PLC		1,240,921	1,295,000	1,455,192	1,399,881		(2,566)		(2,566)		1,397,315		(156,394)	(156,394)	16,186	04/06/2027
105699-AA-0	BRAVO 2020-N 1.449 05/25/2060 WHOLE LOAN		12/01/2023	MBS PAYDOWN		193,367	193,367	193,365	193,366		1		1		193,367				1,549	05/25/2060
10569T-AA-6	BRAVO 2021-N 0.941 02/25/2049 WHOLE LOAN		12/01/2023	MBS PAYDOWN SINKING FUND REDEMPTION		168,556	168,556	168,554	168,557		(1)		(1)		168,556				830	02/25/2049
106230-AA-3	BRAZOS SECURITIZATN LLC 5.014 09/01/2031		09/01/2023			73,360	73,360	73,360	73,343		17		17		73,360					03/01/2034
110122-CP-1	BRISTOL-MYERS SQUIBB CO 3.4 07/26/2029		11/16/2023	MARKETAXESS CORP MORGAN STANLEY & CO LLC		492,505	535,000	507,608	508,636		3,144		3,144		511,780		(19,275)	(19,275)	23,950	07/26/2029
11120V-AC-7	BRIXMOR OPERATING PART 4.125 06/15/2026		11/17/2023			275,616	290,000	280,198	285,101		1,194		1,194		286,295		(10,679)	(10,679)	11,165	06/15/2026
11134L-AH-2	BROADCOM CRP / CAYMAN F 3.875 01/15/2027		09/12/2023	JEFFERIES LLC		614,270	650,000	648,923	649,842		102		102		649,745		(35,475)	(35,475)	29,315	01/15/2027
11135F-AS-0	BROADCOM INC 4.3 11/15/2032		05/23/2023	VARIOUS MORGAN STANLEY & CO LLC		246,344	273,000	230,090	230,497		1,207		1,207		231,704		14,641	14,641	5,899	11/15/2032
11135F-BF-7	BROADCOM INC 2.6 02/15/2033		02/13/2023			60,086	78,000	54,856	55,172		191		191		55,363		4,724	4,724	1,009	02/15/2033
11135F-BH-3	BROADCOM INC 2.45 02/15/2031		03/28/2023	VARIOUS BARCLAYS CAPITAL		104,478	128,000	95,112	95,705		501		501		96,206		8,272	8,272	1,703	02/15/2031
11135F-BK-6	BROADCOM INC 3.419 04/15/2033		05/23/2023	SECURITIES INC. JP MORGAN SECURITIES		182,011	222,000	167,033	167,737		1,505		1,505		169,242		12,769	12,769	4,638	04/15/2033
11135F-BL-4	BROADCOM INC 3.469 04/15/2034		03/28/2023	LLC		357,084	438,000	347,122	347,679		1,440		1,440		349,120		7,964	7,964	6,964	04/15/2034
11284D-AA-3	BROOKFIELD PPTY REIT INC 5.75 05/15/2026		04/05/2023	MARKETAXESS CORP JP MORGAN SECURITIES		23,334	26,000	25,529	23,952	1,653	32		1,685		25,636		(2,302)	(2,302)	602	05/15/2026
11284D-AC-9	BROOKFIELD PPTY REIT INC 4.5 04/01/2027		04/05/2023	LLC		23,563	29,000	29,000	24,518	4,494	4		4,498		29,016		(5,454)	(5,454)	685	04/01/2027
115637-AU-4	BROWN-FORMAN CORP 4.75 04/15/2033		11/28/2023	VARIOUS		44,157	45,000	44,867			18		18		44,885		(727)	(727)	1,467	04/15/2033
118230-AM-3	BUCKEYE PARTNERS LP 5.85 11/15/2043		09/27/2023	GOLDMAN SACHS & CO LLC JP MORGAN SECURITIES		49,810	68,000	65,703	50,657	15,173	49		15,222		65,879		(16,069)	(16,069)	3,470	11/15/2043
118230-AP-6	BUCKEYE PARTNERS LP 5.6 10/15/2044		09/27/2023	LLC		109,273	153,000	147,790	110,963	36,992	120		37,112		148,075		(38,802)	(38,802)	8,187	10/15/2044
118230-AT-8	BUCKEYE PARTNERS LP 4.125 03/01/2025		09/26/2023	GOLDMAN SACHS & CO LLC SINKING FUND REDEMPTION		161,713	170,000	171,725	162,636	8,550	(407)		8,143		170,778		(9,066)	(9,066)	7,538	03/01/2025
12015U-AA-0	Bulab Holdings Inc 3.39 09/27/24 Private		09/27/2023			620,000	620,000	620,000	619,907		93		93		620,000				21,018	09/27/2024
12189L-AM-3	BURLINGTN NORTH SANTA FE 3 03/15/2023		03/15/2023	MATURITY		700,000	700,000	684,425	699,501		499		499		700,000				10,500	03/15/2023
12327A-AA-6	BUJETS 2022-1A 4 4.455 06/15/2037 ABS		12/15/2023	MBS PAYDOWN		549,670	549,670	533,266	548,006		1,664		1,664		549,670				12,617	06/15/2037
12327B-AA-4	BUJETS 2021-1A 2.162 04/15/2036 ABS		12/15/2023	MBS PAYDOWN SECURITY CALLED BY		468,161	468,161	468,156	468,196		(36)		(36)		468,161				4,629	04/15/2036
12429T-AD-6	MAUSER PACKAGING SOLUT 5.5 04/15/2024		02/24/2023	ISSUER JP MORGAN SECURITIES		1,814,000	1,814,000	1,804,729	1,763,280	35,956	1,893		37,849		1,801,128		12,872	12,872	35,751	04/15/2024
12434F-AA-5	BX 2021-CIP A FLT 12/15/2038 CMBS		03/13/2023	LLC		97,250	100,000	97,063	98,019		406		406		98,425		(1,175)	(1,175)	1,343	12/15/2038
124857-AT-0	PARAMOUNT GLOBAL 3.375 02/15/2028		09/11/2023	EQUITA SIM SPA		652,754	745,000	828,135	805,472		(8,294)		(8,294)		797,177		(144,423)	(144,423)	27,099	02/15/2028
12486P-BT-9	CCO HLDGS LLC/CAP CORP 5.125 05/01/2027		08/23/2023	VARIOUS		448,188	475,000	498,156	443,232	41,184	(1,489)		39,695		482,927		(34,739)	(34,739)	13,346	05/01/2027

E14.16

ANNUAL STATEMENT FOR THE YEAR 2023 OF THE ZURICH AMERICAN INSURANCE COMPANY

SCHEDULE D - PART 4

Showing All Long-Term Bonds and Stocks SOLD, REDEEMED or Otherwise DISPOSED OF During Current Year

1	2	3	4	5	6	7	8	9	10	Change In Book/Adjusted Carrying Value					16	17	18	19	20	21	
										11	12	13	14	15							
CUSIP Identification	Description	Foreign	Disposal Date	Name of Purchaser	Number of Shares of Stock	Consideration	Par Value	Actual Cost	Prior Year Book/ Adjusted Carrying Value	Unrealized Valuation Increase/ (Decrease)	Current Year's (Amortization)/ Accretion	Current Year's Other-Than-Temporary Impairment Recognized	Total Change in Book/ Adjusted Carrying Value (11+12-13)	Total Foreign Exchange Change in Book/ Adjusted Carrying Value	Book/ Adjusted Carrying Value at Disposal Date	Foreign Exchange Gain (Loss) on Disposal	Realized Gain (Loss) on Disposal	Total Gain (Loss) on Disposal	Bond Interest/ Stock Dividends Received During Year	Stated Contractual Maturity Date	
1248EP-CB-7	CCO HLDGS LLC/CAP CORP 5.375 06/01/2029		10/04/2023	VARIOUS		561,609	622,000	671,777	562,244	91,252	(7,739)		83,513		645,758		(84,149)	(84,149)	25,883	06/01/2029	
1248EP-CE-1	CCO HLDGS LLC/CAP CORP 4.5 08/15/2030		06/26/2023	VARIOUS		140,456	170,000	174,250	140,763	32,105	(212)		31,893		172,657		(32,201)	(32,201)	6,391	08/15/2030	
1248EP-CL-5	CCO HLDGS LLC/CAP CORP 4.5 06/01/2033		06/12/2023	VARIOUS		351,763	457,000	453,573	351,817	102,080	169		102,249		454,066		(102,303)	(102,303)	11,000	06/01/2033	
1248EP-CN-1	CCO HLDGS LLC/CAP CORP 4.5 05/01/2032		06/09/2023	VARIOUS		475,603	597,000	597,222	474,985	122,185	41		122,226		597,212		(121,609)	(121,609)	13,546	05/01/2032	
1248EP-CP-6	CCO HLDGS LLC/CAP CORP 4.25 01/15/2034		07/27/2023	VARIOUS		207,220	278,000	277,861	206,382	71,805	20		71,825		278,207		(70,987)	(70,987)	10,616	01/15/2034	
1248EP-CQ-4	CCO HLDGS LLC/CAP CORP 4.75 02/01/2032		06/22/2023	VARIOUS		147,533	180,000	180,000	145,593	34,505	21		34,526		180,119		(32,587)	(32,587)	4,182	02/01/2032	
1248EP-CT-8	CCO HLDGS LLC/CAP CORP 7.375 03/01/2031		09/18/2023	VARIOUS		24,463	25,000	23,969			31		31		24,000		463	463	1,111	03/01/2031	
12510H-AA-8	CAUTO 2020-1A A1 2.69 02/15/2050 ABS		12/15/2023	MBS PAYDOWN		6,810	6,810	6,808	6,810					6,810					100	02/15/2050	
12512J-AV-6	CD 2018-CD7 A3 4.013 08/15/2051 CMBS		12/01/2023	MBS PAYDOWN		27,126	27,126	27,396	27,138		(12)		(12)		27,126				562	08/15/2051	
12513G-BD-0	CDW LLC/CDW FINANCE 4.25 04/01/2028		12/04/2023	VARIOUS		310,531	330,000	338,741	331,741		(4,098)		(4,098)		327,643		(17,113)	(17,113)	16,243	04/01/2028	
				Bank of America Merrill Lynch		98,534	111,000	109,632	109,228		71		71		109,299		(10,766)	(10,766)	4,720	02/15/2029	
12513G-BF-5	CDW LLC/CDW FINANCE 3.25 02/15/2029		12/04/2023	VARIOUS		89,953	103,000	89,216	89,667		441		441		90,107		(154)	(154)	1,074	12/01/2028	
12513G-BH-1	CDW LLC/CDW FINANCE 3.276 12/01/2028		04/17/2023	VARIOUS																	
				CED California Holdings, LLC Private		514,135	514,135	514,135	444,175	70,315	(355)		69,960		514,135					16,934	06/30/2037
12514E-AA-0	Private		12/31/2023																		
12531W-AZ-5	CFRE 2016-C3 ASB 3.688 01/10/2048 CMBS		12/01/2023	MBS PAYDOWN		1,096,036	1,096,036	1,128,859	1,098,266		(2,230)		(2,230)		1,096,036				22,010	01/10/2048	
12531Y-AP-3	CFRE 2016-C4 AHR 3.121 05/10/2058 CMBS		12/01/2023	MBS PAYDOWN		115,844	115,844	112,409	115,560		284		284		115,844				1,968	05/10/2058	
12543D-BC-3	CHS/COMMUNITY HEALTH SYS 8 03/15/2026		12/28/2023	VARIOUS		407,544	414,000	428,769	377,431	36,973	863		37,836		415,268		(7,724)	(7,724)	23,668	03/15/2026	
12543D-BD-1	CHS/COMMUNITY HEALTH SYS 8 12/15/2027		05/16/2023	GOLDMAN SACHS & CO LLC		374,000	400,000	416,784	360,625	37,885	(1,431)		36,454		397,079		(23,079)	(23,079)	13,600	12/15/2027	
12543D-BM-1	CHS/COMMUNITY HEALTH SYS 5.25 05/15/2030		09/18/2023	VARIOUS		258,685	337,000	269,263			4,062		4,062		273,325		(14,640)	(14,640)	14,989	05/15/2030	
12564K-AA-6	CIM 2021-J1 A1 2.5 03/25/2051 WHOLE LOAN		12/01/2023	MBS PAYDOWN		62,080	62,080	63,709	62,115		(36)				62,080				821	03/25/2051	
12591T-AE-6	COMM 2014-LC15 A4 4.006 04/10/2047 CMBS		09/18/2023	VARIOUS		13,628,664	13,800,000	14,622,272	13,909,848		(67,602)		(67,602)		13,842,246		(213,582)	(213,582)	381,677	04/10/2047	
12591U-AF-0	COMM 2014-UBS2 A5 3.961 03/10/2047 CMBS		12/01/2023	MBS PAYDOWN		2,601,931	2,601,931	2,722,880	2,614,260		(12,330)		(12,330)		2,601,931				93,930	03/10/2047	
				JP MORGAN SECURITIES LLC		2,548,656	2,700,000	2,577,949	2,725,722		(4,016)		143,757		2,577,949		(29,293)	(29,293)	45,385	08/10/2049	
12592T-AA-3	COMM 2015-3BP A 3.178 02/10/2035 CMBS		05/22/2023	VARIOUS		5,320,469	5,700,000	5,323,601	5,726,044		(3,096)		399,348		5,323,601		(3,132)	(3,132)	84,146	02/10/2035	
12593G-AC-6	COMM 2015-PC1 ASB 3.608 07/10/2050 CMBS		12/01/2023	MBS PAYDOWN		1,174,640	1,174,640	1,209,810	1,177,040		(2,399)		(2,399)		1,174,640				22,693	07/10/2050	
12597C-AC-1	CNH 2019-C A3 2.01 12/16/2024 ABS		07/15/2023	MBS PAYDOWN		472,799	472,799	472,744	472,790		9		9		472,799				3,433	12/16/2024	
12624N-AC-4	COMM 2012-LTRT A2 3.3996 10/05/2030 CMBS		12/01/2023	MBS PAYDOWN		273,739	273,739	261,079	273,736		3		3		273,739				5,245	10/05/2030	
12625E-AC-3	COMM 2013-SFS A 2.987662 04/12/2035 CMBS		03/01/2023	MATURITY		1,830,000	1,830,000	1,730,473	1,826,580		3,420		3,420		1,830,000				13,666	04/12/2035	
12625F-AE-6	COMM 2013-CR7 A4 3.213 03/10/2046 CMBS		03/01/2023	MBS PAYDOWN		2,513,973	2,513,973	2,443,268	2,510,337		3,637		3,637		2,513,973				10,531	03/10/2046	
12625K-AE-5	COMM 2013-CR8 A5 3.612 06/10/2046 CMBS		05/01/2023	MBS PAYDOWN		2,272,450	2,272,450	2,305,514	2,273,985		(1,535)		(1,535)		2,272,450				16,840	06/10/2046	
12625X-AA-5	COMM 2013-300P A1 4.353 08/10/2030 CMBS		05/16/2023	WELLS FARGO SECURITIES LLC		3,185,000	3,500,000	3,796,406	3,521,202		(13,895)		(13,895)		3,507,307		(322,307)	(322,307)	70,676	08/10/2030	
126307-AH-0	CSC HOLDINGS LLC 5.25 06/01/2024		03/02/2023	MERRILL LYNCH PIERCE FENNER & SMITH INC		177,304	182,000	188,026	169,642	16,011	(420)		15,591		185,233		(7,929)	(7,929)	2,521	06/01/2024	
				WELLS FARGO SECURITIES LLC		254,280	400,000	299,000	226,168	77,231	872		78,103		304,270		(49,990)	(49,990)	12,650	01/15/2030	
126307-BA-4	CSC HOLDINGS LLC 5.75 01/15/2030		02/01/2023	VARIOUS		393,669	541,000	469,673	381,676	92,059	4,373		96,432		478,107		(84,438)	(84,438)	14,959	12/01/2030	
126307-BB-2	CSC HOLDINGS LLC 4.125 12/01/2030		09/18/2023	VARIOUS		1,236,540	1,744,000	1,603,000	1,212,080	395,775	6,925		402,700		1,614,779		(378,239)	(378,239)	43,833	11/15/2031	
126307-BH-9	CSC HOLDINGS LLC 4.5 11/15/2031		08/17/2023	VARIOUS																	
				MERRILL LYNCH PIERCE FENNER & SMITH INC		201,000	200,000	200,000	200,000		324		324		200,324		676	676	9,063	05/15/2028	
126307-BM-8	CSC HOLDINGS LLC 11.25 05/15/2028		09/18/2023	VARIOUS																	
				DEUTSCHE BANK SECURITIES INC		4,883,789	5,000,000	5,149,827	5,030,557		(9,790)		(9,790)		5,020,767		(136,977)	(136,977)	96,663	05/10/2047	
12631D-BB-8	COMM 2014-CR17 A5 3.977 05/10/2047 CMBS		05/24/2023	VARIOUS		217,345	230,000	248,320	241,708		(1,979)		(1,979)		239,729		(22,384)	(22,384)	10,473	04/04/2028	
12636Y-AC-6	CPH AMERICA FINANCE INC 3.95 04/04/2028		11/27/2023	BARCLAYS CAPITAL INC		108,932	108,932	108,931	108,931						108,932				445	05/25/2065	
126407-AA-3	CSMC 2021-NQ 0.809 05/25/2065 WHOLE LOAN		12/01/2023	MBS PAYDOWN		176,965	176,964	198,297	179,777		(2,813)		(2,813)		176,964				1	04/15/2065	
12652U-AV-1	CSAIL 2018-CX11 A 4.0339 04/15/2051 CMBS		12/01/2023	MBS PAYDOWN		234,695	254,000	267,504	234,439	30,275	(542)		29,733		264,172		(29,477)	(29,477)	10,750	01/15/2029	
12653C-AJ-7	CNX RESOURCES CORP 6 01/15/2029		04/28/2023	VARIOUS		109,269	111,000	111,000	106,505	4,747	25		4,772		111,277		(2,008)	(2,008)	4,410	01/15/2031	
12653C-AK-4	CNX RESOURCES CORP 7.375 01/15/2031		04/14/2023	VARIOUS		80,697	94,000	94,000	77,594	16,458	2		16,460		94,054		(13,357)	(13,357)	4,815	04/15/2030	
12654A-AA-9	CNX MIDSTREAM PART LP 4.75 04/15/2030		12/04/2023	VARIOUS																	

E14.17

ANNUAL STATEMENT FOR THE YEAR 2023 OF THE ZURICH AMERICAN INSURANCE COMPANY

SCHEDULE D - PART 4

Showing All Long-Term Bonds and Stocks SOLD, REDEEMED or Otherwise DISPOSED OF During Current Year

1	2	3	4	5	6	7	8	9	10	Change In Book/Adjusted Carrying Value					16	17	18	19	20	21
										11	12	13	14	15						
CUSIP Identification	Description	Foreign	Disposal Date	Name of Purchaser	Number of Shares of Stock	Consideration	Par Value	Actual Cost	Prior Year Book/ Adjusted Carrying Value	Unrealized Valuation Increase/ (Decrease)	Current Year's (Amortization)/ Accretion	Current Year's Other-Than-Temporary Impairment Recognized	Total Change in Book/ Adjusted Carrying Value (11+12-13)	Total Foreign Exchange Change in Book/ Adjusted Carrying Value	Book/ Adjusted Carrying Value at Disposal Date	Foreign Exchange Gain (Loss) on Disposal	Realized Gain (Loss) on Disposal	Total Gain (Loss) on Disposal	Bond Interest/ Stock Dividends Received During Year	Stated Contractual Maturity Date
12656Y-AA-5	COLT 2021-2R 0.798 07/27/2054 WHOLE LOAN		12/01/2023	MBS PAYDOWN		129,118	129,118	129,118	129,118						129,118				413	07/27/2054
12657N-AA-8	COP HOLDCO LP/BIP-V CHIN 5.5 06/15/2031		09/18/2023	MERRILL LYNCH PIERCE FENNER & SMITH INC		380,700	423,000	429,885	370,641	58,278	(587)		57,691		428,332		(47,632)	(47,632)	17,772	06/15/2031
12658V-AA-9	CPS 2021-D A 0.61 10/15/2025 ABS		07/15/2023	MBS PAYDOWN		1,428,119	1,428,119	1,428,035	1,428,121		(1)		(1)		1,428,119				2,671	10/15/2025
12659W-AA-6	CPS 2022-A A 0.98 04/16/2029 ABS		09/15/2023	MBS PAYDOWN		1,095,878	1,095,878	1,095,802	1,095,934		(55)		(55)		1,095,878				4,273	04/16/2029
12663B-AA-6	CPS 2022-B A 2.88 06/15/2026 ABS		12/15/2023	MBS PAYDOWN		959,215	959,215	959,151	959,414		(200)		(200)		959,215				14,531	06/15/2026
12664L-AA-3	CPS 2023-A A 5.54 03/16/2026 ABS		12/15/2023	MBS PAYDOWN		660,802	660,802	660,776			293		293		660,802				17,032	03/16/2026
12664W-AA-9	CPS 2023-B A 5.91 08/16/2027 ABS		12/15/2023	MBS PAYDOWN		2,284,929	2,284,929	2,284,903			1,091		1,091		2,284,929				47,155	08/16/2027
126650-AW-0	CVS PASS-THROUGH TRUST 5.298 01/11/2027		12/10/2023	SINKING FUND REDEMPTION		1,079,285	1,079,285	1,079,678	1,079,154		132		132		1,079,285				26,454	01/11/2027
12668A-F8-3	CIWALT 2005-75C 5.5 01/25/2036 WHOLE LOAN		12/01/2023	MBS PAYDOWN		148,604	147,708	147,708	112,214				(2,219)		109,995		38,608	38,608	4,422	01/25/2036
12668A-VJ-8	CIWALT 2005-57C 5.5 12/25/2035 WHOLE LOAN		12/01/2023	MBS PAYDOWN		99,232	119,856	119,856	74,898			1,461	(1,461)		73,438		25,795	25,795	2,888	12/25/2035
12668B-AE-3	CIWALT 2005-79C 5.5 01/25/2036 WHOLE LOAN		12/01/2023	MBS PAYDOWN		116,876	129,373	129,373	92,631			4,008	(4,008)		88,623		28,253	28,253	3,607	01/25/2036
126694-HN-1	CIHL 2005-25 A 5.5 11/25/2035 WHOLE LOAN		10/01/2023	MBS PAYDOWN				11	6						6			(6)	(6)	11/25/2035
12669F-FS-7	CIHL 2003 4.484031 01/25/2034 WHOLE LOAN		12/01/2023	MBS PAYDOWN		5,672	10,263	10,263	6,254					6,254		(581)	(581)	(581)	127	01/25/2034
12669G-C6-6	CIHL 2005-13 A 5.5 06/25/2035 WHOLE LOAN		12/01/2023	MBS PAYDOWN		33,424	33,509	33,509	21,987			465	(465)		21,523		11,901	11,901	1,533	06/25/2035
12685J-AC-9	CABLE ONE INC 4 11/15/2030		09/18/2023	VARIOUS		135,044	171,000	171,558	133,221	38,337	(40)		38,297		171,518		(36,475)	(36,475)	4,706	11/15/2030
12692E-AA-4	CVSR Holdco LLC 4.68 03/31/2037 InfraDebt		03/31/2023	SINKING FUND REDEMPTION		616,256	616,256	616,256	547,866	68,375	15		68,390		616,256				14,420	03/31/2037
12769G-AA-8	CAESARS ENTERTAIN INC 4.625 10/15/2029		09/18/2023	JP MORGAN SECURITIES		85,844	100,000	86,499			115		115		86,614		(770)	(770)	1,991	10/15/2029
12769G-AB-6	CAESARS ENTERTAIN INC 7 02/15/2030		09/18/2023	WELLS FARGO SECURITIES LLC		198,940	200,000	200,000			428		428		200,428		(1,488)	(1,488)	8,711	02/15/2030
12770R-AA-1	CAESARS RESORT / FINCO 5.75 07/01/2025		08/10/2023	BNP PARIBAS SECURITIES CORP		125,625	125,000	131,376	122,500	4,950	(1,008)		3,942		126,442		(817)	(817)	8,046	07/01/2025
130572-AA-8	California Ridge Wind Energy LLC 6.25 06/30/32 Private		12/31/2023	SINKING FUND REDEMPTION		290,265	290,265	290,265	290,265						290,265				10,878	06/30/2032
13123X-BF-8	CALLON PETROLEUM CO 7.5 06/15/2030		11/03/2023	VARIOUS		260,818	269,000	269,000	246,947	22,721	(63)		22,658		269,605		(8,788)	(8,788)	13,559	06/15/2030
13645R-AS-3	CANADIAN PACIFIC RAILWAY 2.9 02/01/2025		09/13/2023	MARKETAXESS CORP		296,259	308,000	307,868	307,914		26		26		307,940		(11,681)	(11,681)	10,024	02/01/2025
14040H-CA-1	CAPITAL ONE FINANCIAL CO 3.9 01/29/2024		02/09/2023	PERSHING LLC		894,846	907,000	905,041	907,574		(45)		(45)		907,529		(12,683)	(12,683)	19,062	01/29/2024
14040H-CK-9	CAPITAL ONE FINANCIAL CO VAR 12/06/2024		12/06/2023	SECURITY CALLED BY ISSUER AT 100.000		5,000,000		5,000,000	5,000,148		(148)		(148)		5,000,000				67,150	12/06/2024
14040H-CV-5	CAPITAL ONE FINANCIAL CO VAR 07/26/2030		11/17/2023	PERSHING LLC		475,708	510,000	486,372	486,532		2,261		2,261		488,793		(13,086)	(13,086)	35,234	07/26/2030
14041N-GA-3	COMET 2022-A2 A 3.49 05/15/2027 ABS		07/19/2023	WELLS FARGO SECURITIES LLC		11,200,274	11,549,000	11,547,154	11,553,735		(1,316)		(1,316)		11,552,419		(352,144)	(352,144)	241,836	05/15/2027
14041N-GB-1	COMET 2022-A3 A 4.95 10/15/2027 ABS		03/29/2023	VARIOUS		8,274,953	8,200,000	8,207,278	8,211,929		(1,090)		(1,090)		8,210,840		64,113	64,113	119,515	10/15/2027
140944-AA-7	CAPSTONE BORROWER INC 8 06/15/2030		05/23/2023	VARIOUS		40,488	41,000	41,000			50		50		41,050		(563)	(563)		06/15/2030
14317H-AD-3	CARMIX 2022-2 A4 3.62 09/15/2027 ABS		04/21/2023	TD SECURITIES USA LLC		4,094,021	4,222,000	4,221,335	4,223,421		(202)		(202)		4,223,218		(129,197)	(129,197)	55,191	09/15/2027
14318U-AD-3	CARMIX 2022-4 A3 5.34 08/16/2027 ABS		04/21/2023	TD SECURITIES USA LLC		3,607,786	3,589,000	3,588,158	3,589,649		(148)		(148)		3,589,501		18,285	18,285	69,208	08/16/2027
14365B-BG-6	CARNIVAL CORP 10.5 02/01/2026		08/11/2023	SECURITY CALLED BY ISSUER		904,098	859,000	971,634	863,089	61,380	(24,753)		36,627		899,716		(40,716)	(40,716)	137,798	02/01/2026
14687A-AN-8	CRVNA 2020-P1 A3 0.44 06/09/2025 ABS		09/08/2023	MBS PAYDOWN		1,620,464	1,620,464	1,620,373	1,620,449		15		15		1,620,464				2,740	06/09/2025
14687A-AP-3	CRVNA 2020-P1 A4 0.61 10/08/2026 ABS		12/08/2023	MBS PAYDOWN		250,656	250,656	250,577	250,646		10		10		250,656				1,350	10/08/2026
14687J-AE-9	CRVNA 2021-P3 A3 0.7 11/10/2026 ABS		12/10/2023	MBS PAYDOWN		1,168,778	1,168,778	1,168,511	1,168,754		24		24		1,168,778				6,177	11/10/2026
14687K-AC-0	CRVNA 2021-P4 A3 1.31 01/11/2027 ABS		12/10/2023	MBS PAYDOWN		592,128	592,128	592,078	592,159		(31)		(31)		592,128				6,488	01/11/2027
14879E-AK-4	CATALENT PHARMA SOLUTION 3.5 04/01/2030		04/03/2023	MERRILL LYNCH PIERCE FENNER & SMITH INC		102,080	116,000	110,576	91,494	19,380	163		19,543		111,037		(8,957)	(8,957)	2,075	04/01/2030
14888E-AA-4	CATALYST OLD RIVER HYDROELECTRIC LP 4 11/30/2029 InfraDebt		12/31/2023	SINKING FUND REDEMPTION		1,168,966	1,168,966	1,168,966	1,169,026		(60)		(60)		1,168,966				35,740	11/30/2029
150890-AM-6	CELANESE US HOLDINGS LL 6.165 07/15/2027		04/17/2023	VARIOUS		295,501	295,000	295,000	295,259		16		16		295,275		226	226	13,226	07/15/2027
15138A-AC-4	PERMIAN RESOURC OPTG LL 6.875 04/01/2027		05/03/2023	BARCLAYS CAPITAL SECURITIES INC		47,040	48,000	48,760	45,225	3,535			3,535		48,760		(1,720)	(1,720)	1,962	04/01/2027

E14.18

ANNUAL STATEMENT FOR THE YEAR 2023 OF THE ZURICH AMERICAN INSURANCE COMPANY

SCHEDULE D - PART 4

Showing All Long-Term Bonds and Stocks SOLD, REDEEMED or Otherwise DISPOSED OF During Current Year

1	2	3	4	5	6	7	8	9	10	Change In Book/Adjusted Carrying Value					16	17	18	19	20	21
										11	12	13	14	15						
CUSIP Identification	Description	Foreign	Disposal Date	Name of Purchaser	Number of Shares of Stock	Consideration	Par Value	Actual Cost	Prior Year Book/ Adjusted Carrying Value	Unrealized Valuation Increase/ (Decrease)	Current Year's (Amortization)/ Accretion	Current Year's Other-Than-Temporary Impairment Recognized	Total Change in Book/ Adjusted Carrying Value (11+12-13)	Total Foreign Exchange Change in Book/ Adjusted Carrying Value	Book/ Adjusted Carrying Value at Disposal Date	Foreign Exchange Gain (Loss) on Disposal	Realized Gain (Loss) on Disposal	Total Gain (Loss) on Disposal	Bond Interest/ Stock Dividends Received During Year	Stated Contractual Maturity Date
153527-AN-6	CENTRAL GARDEN & PET CO 4.125 10/15/2030		10/04/2023	VARIOUS		59,790	72,000	70,275	59,250	11,029	134		11,163		70,412		(10,622)	(10,622)	2,641	10/15/2030
154770-AA-3	CNTRL PARENT/CDK GLB INC 7.25 06/15/2029		09/18/2023	VARIOUS		203,584	206,000	206,000	201,841	4,364	(10)		4,354		206,195		(2,611)	(2,611)	9,714	06/15/2029
156700-BC-9	LUMEN TECHNOLOGIES INC 4 02/15/2027		08/24/2023	VARIOUS		505,998	737,000	693,667	627,376	66,910	5,682		72,592		699,968		(193,970)	(193,970)	27,616	02/15/2027
156700-BD-7	LUMEN TECHNOLOGIES INC 4.5 01/15/2029		03/02/2023	VARIOUS		399,374	756,000	708,273	522,245	189,148	1,022		190,170		712,415		(313,040)	(313,040)	21,540	01/15/2029
15776*-AA-8	CHAMBERS BORROWER LLC 2.18 05/15/2024 PRIVATE		12/15/2023	SINKING FUND REDEMPTION		4,103,586	4,103,586	4,103,586	4,103,334		252		252		4,103,586				49,195	05/15/2024
159864-AG-2	CHARLES RIVER LABORATORI 3.75 03/15/2029		01/23/2023	MERRILL LYNCH PIERCE FENNER & SMITH INC		116,100	129,000	130,832	114,054	16,205	(10)		16,195		130,249		(14,149)	(14,149)	1,747	03/15/2029
161150-AF-7	CHART INDUSTRIES INC 7.5 01/01/2030		09/18/2023	FENNER & SMITH INC		152,313	150,000	149,433	148,936	888	(8)		880		149,816		2,497	2,497	8,375	01/01/2030
161175-CJ-1	CHARTER COMM OPT LLC/CAP 4.4 04/01/2033		03/13/2023	GOLDMAN SACHS & CO LLC		444,713	517,000	436,789	437,457		1,211		1,211		438,668		6,045	6,045	10,363	04/01/2033
161546-HD-1	CFAB 2003-6 1M1 4.855689 11/25/2034 ABS		10/01/2023	MBS PAYDOWN		549,076	549,076	549,076	300,139						300,139		248,937	248,937	11,801	11/25/2034
164110-AG-6	CHENIERE ENERGY PARTNERS 4.5 10/01/2029		09/18/2023	VARIOUS		681,704	740,000	747,041	742,489		568		568		743,057		(61,353)	(61,353)	21,928	10/01/2029
164110-AK-7	CHENIERE ENERGY PARTNERS 4 03/01/2031		07/24/2023	VARIOUS		828,530	932,000	899,271	899,815		1,262		1,262		901,077		(72,547)	(72,547)	20,934	03/01/2031
164110-AN-1	CHENIERE ENERGY PARTNERS 3.25 01/31/2032		09/19/2023	VARIOUS		330,847	404,000	347,433	350,288		3,444		3,444		353,732		(22,885)	(22,885)	12,805	01/31/2032
16411R-AK-5	CHENIERE ENERGY INC 4.625 10/15/2028		12/04/2023	PERSHING LLC		339,401	355,000	353,291	321,928	30,225	(10)		30,215		352,143		(12,742)	(12,742)	18,745	10/15/2028
165167-DF-1	CHESAPEAKE ENERGY CORP 5.5 02/01/2026		02/22/2023	Citigroup Global Markets Inc.		63,375	65,000	64,925	62,741	2,187	13		2,200		64,942		(1,567)	(1,567)	2,016	02/01/2026
165183-CU-6	CFII 2023-1A A1 5.65 05/15/2035 ABS		12/15/2023	MBS PAYDOWN		1,536,512	1,536,512	1,536,469			851		851		1,536,512				31,795	05/15/2035
165183-CZ-5	CFII 2023-2A A1 6.16 10/15/2035 ABS		12/15/2023	MBS PAYDOWN		122,291	122,291	122,279			110		110		122,291				1,388	10/15/2035
166764-BX-7	CHEVRON CORP 1.995 05/11/2027		11/17/2023	HSBC SECURITIES USA INC		631,665	695,000	695,514	695,350		(34)		(34)		695,316		(63,651)	(63,651)	14,250	05/11/2027
167885-AF-9	Chicago Parking Meters 5.07 12/30/2033 Private		12/30/2023	SINKING FUND REDEMPTION		439,757	439,757	439,757	439,758		(1)		(1)		439,757				19,926	12/30/2033
17027N-AB-8	CHOBANI LLC/FINANCE COR 4.625 11/15/2028		09/18/2023	MERRILL LYNCH PIERCE FENNER & SMITH INC		193,156	214,000	214,420	188,883	25,376	(58)		25,318		214,201		(21,045)	(21,045)	8,385	11/15/2028
171484-AG-3	CHURCHILL DOWNS INC 5.5 04/01/2027		09/18/2023	VARIOUS		328,252	342,000	322,475	322,708	515	2,861		3,376		326,084		2,168	2,168	18,235	04/01/2027
171484-AJ-7	CHURCHILL DOWNS INC 6.75 05/01/2031		08/21/2023	VARIOUS		5,760	6,000	6,000			14		14		6,014		(254)	(254)	133	05/01/2031
171779-AL-5	CIENA CORP 4 01/31/2030		03/01/2023	VARIOUS		101,475	117,000	117,000	103,172	14,111	33		14,144		117,316		(15,841)	(15,841)	2,603	01/31/2030
172441-BC-0	CINEMARK USA INC 8.75 05/01/2025		05/01/2023	ISSUER at 102.188		47,006	46,000	46,128	46,056		2		2		46,058		(58)	(58)	3,019	05/01/2025
17291C-BQ-7	CGMT 2016-C2 A3 2.575 08/10/2049 CMBS		01/01/2023	MBS PAYDOWN		110,067	110,067	115,282	110,070		(3)		(3)		110,067				236	08/10/2049
172967-LS-8	CITIGROUP INC VAR 10/27/2028		11/17/2023	VARIOUS		782,548	850,000	908,446	897,915		(7,300)		(7,300)		890,615		(108,067)	(108,067)	28,835	10/27/2028
172967-MQ-1	CITIGROUP INC VAR 04/08/2026		11/16/2023	GOLDMAN SACHS & CO LLC		495,183	515,000	559,985	539,724		(9,460)		(9,460)		530,264		(35,081)	(35,081)	17,862	04/08/2026
172967-MS-7	CITIGROUP INC VAR 06/03/2031		11/16/2023	MERRILL LYNCH PIERCE FENNER & SMITH INC		1,751,783	2,140,000	2,043,616	2,051,392		8,328		8,328		2,059,720		(307,938)	(307,938)	53,053	06/03/2031
172967-PA-3	CITIGROUP INC VAR 11/17/2033		12/06/2023	Citigroup Global Markets Inc.		3,659,040	3,500,000	3,500,000	3,503,831		406		406		3,504,237		154,803	154,803	232,251	11/17/2033
17320Q-AA-7	CGMT 2013-375P A 3.251 05/10/2035 CMBS		11/01/2023	MBS PAYDOWN		161,483	161,483	161,483	161,692		(166)		(166)		147,781		13,703	13,703	3,208	05/10/2035
17322M-AV-8	CGMT 2014-GC21 A4 3.575 05/10/2047 CMBS		12/01/2023	MBS PAYDOWN		158,862	158,862	160,438	159,405		(543)		(543)		158,862				5,667	05/10/2047
17322M-AX-4	CGMT 2014-GC21 AA 3.477 05/10/2047 CMBS		12/01/2023	MBS PAYDOWN		868,387	868,387	894,405	871,436		(3,048)		(3,048)		868,387				19,174	05/10/2047
17323V-BB-0	CGMT 2015-GC29 AA 2.984 04/10/2048 CMBS		12/01/2023	MBS PAYDOWN		954,825	954,825	978,621	957,086		(2,261)		(2,261)		954,825				15,506	04/10/2048
17326C-AY-0	CGMT 2017-B1 A3 3.197 08/15/2050 CMBS		10/01/2023	MBS PAYDOWN		54,280	54,280	48,744	53,741		539		539		54,280				1,004	08/15/2050
17327F-AB-2	CGMT 2018-B2 A2 3.788 03/10/2051 CMBS		12/01/2023	MBS PAYDOWN		981,842	981,842	993,501	982,175		(333)		(333)		981,842				4,308	03/10/2051
174610-AR-6	CITIZENS FINANCIAL GROUP 2.85 07/27/2026		09/11/2023	MARKETAXESS CORP		528,717	585,000	640,125	620,542		(7,321)		(7,321)		613,221		(84,504)	(84,504)	18,803	07/27/2026
17888H-AA-1	CIVITAS RESOURCES INC 8.375 07/01/2028		09/18/2023	GOLDMAN SACHS & CO LLC		140,432	137,000	137,000			178		178		137,178		3,254	3,254	2,582	07/01/2028
18060T-AA-3	CLARIOS GLOBAL LP 6.75 05/15/2025		04/20/2023	GOLDMAN SACHS & CO LLC		812,997	810,000	873,841	813,864		(4,286)		(4,286)		824,552		(11,555)	(11,555)	24,148	05/15/2025
18064P-AC-3	CLARIV SCI HLD CORP 3.875 07/01/2028		09/18/2023	MERRILL LYNCH PIERCE FENNER & SMITH INC		292,276	331,000	332,128	287,146	44,840	(206)		44,634		331,779		(39,503)	(39,503)	9,263	07/01/2028
18453H-AA-4	CLEAR CHANNEL OUTDOOR H 5.125 08/15/2027		12/06/2023	VARIOUS		2,902,294	3,238,000	3,217,518	2,805,727	402,017	(74)		401,943		3,207,670		(305,376)	(305,376)	190,622	08/15/2027

E14.19

ANNUAL STATEMENT FOR THE YEAR 2023 OF THE ZURICH AMERICAN INSURANCE COMPANY

SCHEDULE D - PART 4

Showing All Long-Term Bonds and Stocks SOLD, REDEEMED or Otherwise DISPOSED OF During Current Year

1	2	3	4	5	6	7	8	9	10	Change In Book/Adjusted Carrying Value					16	17	18	19	20	21
										11	12	13	14	15						
CUSIP Identification	Description	Foreign	Disposal Date	Name of Purchaser	Number of Shares of Stock	Consideration	Par Value	Actual Cost	Prior Year Book/ Adjusted Carrying Value	Unrealized Valuation Increase/ (Decrease)	Current Year's (Amortization)/ Accretion	Current Year's Other-Than-Temporary Impairment Recognized	Total Change in Book/ Adjusted Carrying Value (11+12-13)	Total Foreign Exchange Change in Book/ Adjusted Carrying Value	Book/ Adjusted Carrying Value at Disposal Date	Foreign Exchange Gain (Loss) on Disposal	Realized Gain (Loss) on Disposal	Total Gain (Loss) on Disposal	Bond Interest/ Stock Dividends Received During Year	Stated Contractual Maturity Date
18453H-AE-6	CLEAR CHANNEL OUTDOOR HO 9 09/15/2028		09/18/2023	BARCLAYS CAPITAL SECURITIES INC. SINKING FUND REDEMPTION		99,300	100,000	100,000			322		322		100,322		(1,022)	(1,022)	700	09/15/2028
185512-AA-8	CLECO SECURITIZATION I 4.016 03/01/2031		09/01/2023			172,632	172,632	172,615	172,620		12		12		172,632				3,191	03/01/2033
18972E-AA-3	CLYDESDALE ACQUISITION 6.625 04/15/2029		10/30/2023	VARIOUS SINKING FUND REDEMPTION		123,800	136,000	136,000	130,356	5,882	(8)		5,874		136,229		(12,429)	(12,429)	9,401	04/15/2029
18977C-AA-2	COSERV SECURITIZATION 2 5.058 08/15/2036		08/15/2023			2,249	2,249	2,249	2,248		1		1		2,249					08/15/2038
193051-AA-7	COLD 2020-ICE5 A FLT 11/15/2037 CMBS		03/13/2023	JP MORGAN SECURITIES LLC		96,333	98,299	95,964	96,783		339		339		97,122		(789)	(789)	1,315	11/15/2037
193938-AB-3	CASL 2023-A 2 5.33 05/25/2055 ABS		12/25/2023	MBS PAYDOWN		39,382	39,382	39,374			33		33		39,382				1,175	05/25/2055
19416M-AA-7	PERMIAN RESOURC OPTG LLC 7.75 02/15/2026		05/04/2023	MERRILL LYNCH PIERCE FENNER & SMITH INC MORGAN STANLEY & CO LLC		4,040	4,000	3,959	3,905	69	3		72		3,977		63	63	226	02/15/2026
19416M-AB-5	PERMIAN RESOURC OPTG LL 5.875 07/01/2029		09/18/2023			91,680	96,000	96,193	82,657	13,613	(47)		13,566		96,223		(4,543)	(4,543)	6,878	07/01/2029
19425M-AA-6	CASL 2023-B A1A 6.5 06/25/2054 ABS		12/26/2023	MBS PAYDOWN		4,949	4,949	4,948			5		5		4,949				54	06/25/2054
19685W-AA-9	COLT 2021-2 0.924 08/25/2066 WHOLE LOAN		12/01/2023	MBS PAYDOWN		133,293	133,293	133,293	133,293						133,293				739	08/25/2066
20030N-CH-2	COMCAST CORP 3.55 05/01/2028		11/17/2023	BARCLAYS CAPITAL INC BROWNSTONE INVESTMENT GROUP LLC/NY		585,519	625,000	620,575	622,604		426		426		623,030		(37,511)	(37,511)	23,420	05/01/2028
20049A-AA-6	COMM 2020-CBM A 2.314911 02/10/2037 CMBS		06/30/2023			5,555,625	6,000,000	5,991,000	5,995,905		875		875		5,996,780		(441,155)	(441,155)	69,497	02/10/2037
201723-AQ-6	COMMERCIAL METALS CO 4.125 01/15/2030		04/11/2023	VARIOUS		70,473	79,000	79,000	69,469	9,630	3		9,633		79,102		(8,629)	(8,629)	2,177	01/15/2030
201723-AR-4	COMMERCIAL METALS CO 4.375 03/15/2032		05/02/2023	VARIOUS		95,998	111,000	109,570	95,696	14,088	49		14,137		109,834		(13,836)	(13,836)	2,795	03/15/2032
203372-AX-5	COMSCOPE INC 4.75 09/01/2029		12/19/2023	VARIOUS		243,419	343,000	343,000	276,993	66,344	(35)		66,309		343,301		(99,883)	(99,883)	18,417	09/01/2029
20337Y-AA-5	COMSCOPE TECH LLC 6.06/15/2025		07/18/2023	VARIOUS		140,963	154,000	149,625	140,149	11,462	503		11,965		152,115		(11,152)	(11,152)	5,487	06/15/2025
203390-AA-1	COMSCOPE INC 8.25 03/01/2027		07/14/2023	BARCLAYS CAPITAL SECURITIES INC.		5,702	7,000	7,543	5,477	1,690	(76)		1,614		7,091		(1,389)	(1,389)	509	03/01/2027
203390-AD-5	COMSCOPE INC 6 03/01/2026		09/18/2023	VARIOUS		375,140	395,000	417,056	364,542	37,319	(1,905)		35,414		399,955		(24,816)	(24,816)	9,508	03/01/2026
205768-AT-1	COMSTOCK RESOURCES INC 5.875 01/15/2030		09/18/2023	VARIOUS		299,708	345,000	359,587	298,349	58,790	(946)		57,844		356,193		(56,486)	(56,486)	18,501	01/15/2030
205887-CB-6	CONAGRA BRANDS INC 4.6 11/01/2025		11/17/2023	BARCLAYS CAPITAL INC		380,983	390,000	389,532	389,821		66		66		389,887		(8,904)	(8,904)	18,937	11/01/2025
205887-CG-5	CONAGRA BRANDS INC 0.5 08/11/2023		08/11/2023	MATURITY		110,000	110,000	109,793	109,936		64		64		110,000				550	08/11/2023
20752T-AA-2	CONNECT FINCO SARL/CONNE 6.75 10/01/2026		10/17/2023	VARIOUS		477,293	509,000	532,308	474,184	47,092	(5,175)		41,917		516,101		(38,809)	(38,809)	34,673	10/01/2026
20903X-AF-0	CONSOLIDATED COMMUNICATI 6.5 10/01/2028		03/10/2023	VARIOUS		248,674	342,000	370,728	266,315	96,041	(826)		95,215		361,530		(112,856)	(112,856)	9,580	10/01/2028
21036P-AN-8	CONSTELLATION BRANDS INC 4.75 11/15/2024		11/27/2023	PERSHING LLC Corporate Actions Event		177,908	180,000	196,628	184,538		(2,149)		(2,149)		182,388		(4,480)	(4,480)	8,883	11/15/2024
216762-AF-1	COOPER-STANDARD AUTOMOT 5.625 11/15/2026		02/01/2023			121,216	265,000	243,781	113,894	137,610	293		137,903		251,798		(130,582)	(130,582)	2,981	11/15/2026
216762-AG-9	COOPER-STANDARD AUTOMOTI 13 06/01/2024		01/27/2023	SECURITY CALLED BY ISSUER SINKING FUND REDEMPTION		543,150	510,000	565,898	530,534		(1,509)		(1,509)		529,025		(19,025)	(19,025)	43,463	06/01/2024
217020-C*-5	Coorstek Inc 5.15 07/07/24 Private		07/07/2023			3,716,667	3,716,667	3,716,667	3,716,388		279		279		3,716,667				193,731	07/07/2024
21871D-AD-5	CORELOGIC INC 4.5 05/01/2028		09/18/2023	MERRILL LYNCH PIERCE FENNER & SMITH INC		80,523	100,000	99,317	76,709	22,736	78		22,814		99,523		(19,000)	(19,000)	3,988	05/01/2028
21872F-AA-5	CAFL 2019-1 A 3.324 03/15/2052 ABS		12/02/2023	MBS PAYDOWN		299,553	299,553	299,540	299,556		(3)		(3)		299,553				6,580	03/15/2052
21873E-AA-7	CAFL 2022-1 A 4.744 06/17/2055 ABS		12/02/2023	MBS PAYDOWN Corporate Actions Event		167,889	167,889	167,882	167,891		(2)		(2)		167,889				5,455	02/15/2028
222070-AB-0	COTY INC 6.5 04/15/2026		11/30/2023			19,150	19,000	18,430	18,217	214	148		362		18,579		571	571	1,389	04/15/2026
222070-AE-4	COTY INC 5 04/15/2026		11/30/2023			187,242	192,000	193,374	183,009	9,550	(305)		9,245		192,254		(5,011)	(5,011)	10,800	04/15/2026
222070-AG-9	COTY/HFC PRESTIGE/INT US 4.75 01/15/2029		08/22/2023	GOLDMAN SACHS & CO LLC		91,000	100,000	100,000	90,470	9,605	(2)		9,603		100,074		(9,074)	(9,074)	5,265	01/15/2029
22535B-AA-1	CAALT 2021-4 A 1.26 10/15/2030 ABS		12/15/2023	MBS PAYDOWN		345,924	345,924	345,875	345,944		(20)		(20)		345,924				4,170	10/15/2030
22535M-AA-7	CAALT 2020-2A A 1.37 07/16/2029 ABS		06/15/2023	MBS PAYDOWN		3,644,541	3,644,541	3,675,748	3,650,992		(6,451)		(6,451)		3,644,541				12,644	07/16/2029
22537C-AA-7	CAALT 2021-2A A 0.96 02/15/2030 ABS		12/15/2023	MBS PAYDOWN MORGAN STANLEY & CO LLC		5,294,633	5,294,633	5,294,622	5,294,840		(207)		(207)		5,294,633				30,394	02/15/2030
225401-AC-2	UBS GROUP AG 4.282 01/09/2028		03/23/2023			2,112,000	2,400,000	2,421,336	2,409,481		(636)		(636)		2,408,845		(296,845)	(296,845)	73,650	01/09/2028
225401-AF-5	UBS GROUP AG VAR 01/12/2029		03/27/2023	VARIOUS		525,064	650,000	699,017	690,663		(1,753)		(1,753)		688,910		(163,846)	(163,846)	17,631	01/12/2029

E14.20

ANNUAL STATEMENT FOR THE YEAR 2023 OF THE ZURICH AMERICAN INSURANCE COMPANY

SCHEDULE D - PART 4

Showing All Long-Term Bonds and Stocks SOLD, REDEEMED or Otherwise DISPOSED OF During Current Year

1	2	3	4	5	6	7	8	9	10	Change In Book/Adjusted Carrying Value					16	17	18	19	20	21
										11	12	13	14	15						
CUSIP Identification	Description	Foreign	Disposal Date	Name of Purchaser	Number of Shares of Stock	Con- sideration	Par Value	Actual Cost	Prior Year Book/ Adjusted Carrying Value	Unrealized Valuation Increase/ (Decrease)	Current Year's (Amor- tization)/ Accretion	Current Year's Other- Than- Temporary Impairment Recognized	Total Change in Book/ Adjusted Carrying Value (11+12-13)	Total Foreign Exchange Change in Book/ Adjusted Carrying Value	Book/ Adjusted Carrying Value at Disposal Date	Foreign Exchange Gain (Loss) on Disposal	Realized Gain (Loss) on Disposal	Total Gain (Loss) on Disposal	Bond Interest/ Stock Dividends Received During Year	Stated Contractual Maturity Date
225401-AT-5	UBS GROUP AG VAR 02/02/2027	D	03/27/2023	VARIOUS		4,525,076	6,157,000	6,158,714	6,158,847				(146)		6,158,701		(1,633,625)	(1,633,625)	51,763	02/02/2027
22540V-G7-1	CSFB 2002-9 1A 7.5 03/25/2032 WHOLE LOAN		12/01/2023	MBS PAYDOWN		30,450	30,451	30,451	27,794			54	(54)		27,740		2,710	2,710	1,186	03/25/2032
22541N-T5-8	CSFB 2003-8 1 5.75 04/25/2033 WHOLE LOAN		12/01/2023	MBS PAYDOWN		12,439	12,439	12,515	12,442		(3)		(3)		12,439				391	04/25/2033
22541Q-HY-1	CSFB 2003-17 7A1 5 07/25/2018 WHOLE LOAN		12/01/2023	MBS PAYDOWN		5,087	5,088	5,181	5,088						5,088				138	07/25/2018
22541Q-UN-0	CSFB 2003-AR24 FLT 10/25/2033 WHOLE LOAN		12/01/2023	MBS PAYDOWN		36,122	36,122	36,025	36,123		(1)		(1)		36,122				845	10/25/2033
22541S-FP-8	CSFB 2004-AR4 FLT 05/25/2034 WHOLE LOAN		12/01/2023	MBS PAYDOWN		14,702	40,297	40,297	1,831						1,831		12,870	12,870	843	05/25/2034
225433-AC-5	UBS GROUP AG 3.75 03/26/2025	D	03/27/2023	GOLDMAN SACHS & CO LLC		236,049	260,000	288,660	275,675		(1,648)		(1,648)		274,027		(37,978)	(37,978)	4,956	03/26/2025
225458-20-0	CSFB 2005-8 9A6 5 09/25/2035 WHOLE LOAN		12/01/2023	MBS PAYDOWN		7,618	7,147	7,147	5,862						5,862		1,756	1,756	269	09/25/2035
225470-VP-5	CSMC 2006-1 4A 5.5 02/25/2036 WHOLE LOAN Crescent Point Energy Corp. 3.78 06/12/23 Private	A	06/12/2023	MATURITY		3,000,000	3,000,000	3,000,000	3,000,267				(267)		3,000,000				56,700	06/12/2023
226373-AQ-1	ENERGY TRANSFER LP 5.625 05/01/2027		12/19/2023	VARIOUS		422,249	428,000	429,429	399,042		27,473		(572)		425,942		(3,694)	(3,694)	26,535	05/01/2027
226373-AR-9	ENERGY TRANSFER LP 6 02/01/2029		09/25/2023	SUNTRUST ROBINSON HUMPHREY INC		90,367	94,000	92,473	86,371		5,979		118		92,467		(2,100)	(2,100)	6,517	02/01/2029
226373-AT-5	ENERGY TRANSFER LP 7.375 02/01/2031		01/31/2023	VARIOUS MORGAN STANLEY & CO LLC		129,375	129,000	129,000					36		129,036		339	339	244	02/01/2031
227046-AA-7	CROCS INC 4.25 03/15/2029		05/02/2023			52,068	59,000	59,000	50,340		8,647		7		58,995		(6,927)	(6,927)	1,595	03/15/2029
227046-AB-5	CROCS INC 4.125 08/15/2031		05/02/2023	VARIOUS		124,179	149,000	149,000	121,405		27,644		14		149,063		(24,884)	(24,884)	3,893	08/15/2031
228187-AB-6	CROWN AMER/CAP CORP VI 4.75 02/01/2026		09/18/2023	VARIOUS		630,990	650,000	630,205	631,317		7,910	1,386	9,296		640,613		(9,623)	(9,623)	26,988	02/01/2026
228701-AF-5	CROWNROCK LP/CROWNROCK 5.625 10/15/2025		04/27/2023	BARCLAYS CAPITAL SECURITIES INC SINKING FUND REDEMPTION		17,775	18,000	18,675	17,370		824		(78)		18,116		(341)	(341)	551	10/15/2025
22889#-AB-2	Qatey Co 3.26 12/23/2024 Private		12/23/2023			1,875,000	1,875,000	1,875,000	1,809,486		65,450		64		1,875,000				72,727	12/23/2024
22948#-AA-5	MHSS Addison LP 5.68 10/15/30 Private		12/15/2023			225,579	225,579	225,579	225,579						225,579				9,201	10/15/2030
23292#-AC-7	DLST 2022-1A A3 3.4 01/21/2025 ABS		12/20/2023	MBS PAYDOWN JP MORGAN SECURITIES		963,246	963,246	963,106	963,473				(226)		963,246				28,584	01/21/2025
23305J-AA-0	DBLBS 2017-BRBA A 3.452 10/10/2034 CMBS		01/24/2023	LLC		1,805,223	1,900,000	1,956,909	1,915,307				(575)		1,914,731		(109,509)	(109,509)	10,020	10/10/2034
23306N-AA-0	DBWF 2015-LCM A1 2.998 06/10/2034 CMBS		12/01/2023	MBS PAYDOWN		296,199	296,199	296,185	296,196				3		296,199				4,830	06/10/2034
23307D-AY-9	DBGS 2018-C1 ASB 4.302 10/15/2051 CMBS		12/01/2023	MBS PAYDOWN		116,003	116,003	112,070	112,070		1,018		1,018		116,003				4,160	10/15/2051
23311R-AA-4	DCP MIDSTREAM OPERATING 6.75 09/15/2037		08/30/2023	VARIOUS MORGAN STANLEY & CO LLC		432,306	416,000	426,305	424,904				(138)		424,765		7,541	7,541	26,371	09/15/2037
23311V-AH-0	DCP MIDSTREAM OPERATING 5.125 05/15/2029		08/30/2023			51,722	53,000	54,789	54,223				(111)		54,112		(2,390)	(2,390)	2,158	05/15/2029
23311V-AJ-6	DCP MIDSTREAM OPERATING 5.625 07/15/2027		06/06/2023	VARIOUS		138,142	138,000	144,083	142,696				(297)		142,399		(4,258)	(4,258)	5,889	07/15/2027
23312L-AQ-1	DBJPM 2016-C1 ASB 3.038 05/10/2049 CMBS		12/01/2023	MBS PAYDOWN		682,278	682,278	702,740	683,619				(1,341)		682,278				11,284	05/10/2049
23344Q-AA-7	DTAOT 2021-3A A 0.33 04/15/2025 ABS		05/15/2023	MBS PAYDOWN		379,527	379,527	379,505	379,529				(2)		379,527				296	04/15/2025
23345E-AA-3	DTAOT 2021-2A A 0.41 03/17/2025 ABS		02/15/2023	MBS PAYDOWN		250,008	250,008	249,999	250,007				1		250,008				114	03/17/2025
23345H-AA-5	DT MIDSTREAM INC 4.125 06/15/2029		09/26/2023	VARIOUS		141,360	163,000	163,000	139,841		23,321		(16)		163,145		(21,786)	(21,786)	4,249	06/15/2029
23345M-AB-3	DT MIDSTREAM INC 4.375 06/15/2031		09/25/2023	VARIOUS		258,297	302,000	307,086	252,581		53,640		(342)		305,879		(47,582)	(47,582)	8,252	06/15/2031
23345Y-AA-9	DTAOT 2022-1A A 1.58 04/15/2026 ABS		12/15/2023	MBS PAYDOWN		1,449,776	1,449,777	1,449,723	1,450,024				(248)		1,449,777				12,032	04/15/2026
23346K-AA-8	DTAOT 2023-1A A 5.48 04/15/2027 ABS		12/15/2023	MBS PAYDOWN		1,502,063	1,502,063	1,501,967					644		1,502,063				36,786	04/15/2027
233851-DS-0	MERCEDES-BENZ FIN NA 3.65 02/22/2024		09/05/2023	PERSHING LLC		2,006,767	2,028,000	2,023,133	2,026,687				865		2,027,551		(20,785)	(20,785)	77,106	02/22/2024
235825-AF-3	DANA INC 5.375 11/15/2027		09/06/2023	GOLDMAN SACHS & CO LLC MERRILL LYNCH PIERCE FENNER & SMITH INC		94,625	100,000	106,270	92,736		9,805		(933)		101,608		(6,983)	(6,983)	4,375	11/15/2027
235825-AG-1	DANA INC 5.625 06/15/2028		06/28/2023			51,838	55,000	54,651	50,035		4,620		32		54,686		(2,848)	(2,848)	1,676	06/15/2028
23918K-AS-7	DAVITA INC 4.625 06/01/2030		02/01/2023	GOLDMAN SACHS & CO LLC		38,363	45,000	46,138	36,038		9,822		(7)		45,852		(7,490)	(7,490)	358	06/01/2030
24380V-AA-9	DRMT 2021-1 0.715 05/25/2065 WHOLE LOAN		12/01/2023	MBS PAYDOWN		113,488	113,488	113,487							113,488				483	05/25/2065
24422E-VE-6	JOHN DEERE CAPITAL CORP 1.2 04/06/2023		04/06/2023	MATURITY SECURITY CALLED BY ISSUER		2,690,000	2,690,000	2,689,354	2,689,882				118		2,690,000				16,140	04/06/2023
24703T-AA-4	DELL INT LLC / EMC CORP 5.45 06/15/2023		04/17/2023			1,778,000	1,778,000	1,893,428	1,801,734				(21,149)		1,780,585		(2,585)	(2,585)	32,839	06/15/2023
24703T-AD-8	DELL INT LLC / EMC CORP 6.02 06/15/2026		11/28/2023	GOLDMAN SACHS & CO LLC		3,280,160	3,250,000	3,636,523	3,411,414				(43,286)		3,388,127		(87,967)	(87,967)	187,498	06/15/2026
24703T-AG-1	DELL INT LLC / EMC CORP 5.3 10/01/2029		11/28/2023	VARIOUS		838,005	850,000	986,221	948,752				(12,129)		936,623		(98,618)	(98,618)	51,469	10/01/2029

E14.21

ANNUAL STATEMENT FOR THE YEAR 2023 OF THE ZURICH AMERICAN INSURANCE COMPANY

SCHEDULE D - PART 4

Showing All Long-Term Bonds and Stocks SOLD, REDEEMED or Otherwise DISPOSED OF During Current Year

1	2	3	4	5	6	7	8	9	10	Change In Book/Adjusted Carrying Value					16	17	18	19	20	21	
										11	12	13	14	15							
CUSIP Identification	Description	Foreign	Disposal Date	Name of Purchaser	Number of Shares of Stock	Consideration	Par Value	Actual Cost	Prior Year Book/ Adjusted Carrying Value	Unrealized Valuation Increase/ (Decrease)	Current Year's (Amortization)/ Accretion	Current Year's Other-Than-Temporary Impairment Recognized	Total Change in Book/ Adjusted Carrying Value (11+12-13)	Total Foreign Exchange Change in Book/ Adjusted Carrying Value	Book/ Adjusted Carrying Value at Disposal Date	Foreign Exchange Gain (Loss) on Disposal	Realized Gain (Loss) on Disposal	Total Gain (Loss) on Disposal	Bond Interest/ Stock Dividends Received During Year	Stated Contractual Maturity Date	
24704G-AC-7	DEFT 2020-2 A3 0.57 10/23/2023 ABS		05/22/2023	MBS PAYDOWN		727,748	727,748	727,694	727,739			8			727,748				920	10/23/2023	
247361-ZX-9	DELTA AIR LINES INC 7 05/01/2025		01/23/2023	Citigroup Global Markets Inc.		278,815	272,000	316,622	298,430		(350)		(350)		298,080		(19,265)	(19,265)	3,922	05/01/2025	
25273C-AA-8	DROT 2021-1A A 1.51 11/21/2033 ABS		12/20/2023	MBS PAYDOWN		151,819	151,819	151,813	151,827		(8)		(8)		151,819				1,103	11/21/2033	
25278X-AV-1	DIAMONDBACK ENERGY INC 6.25 03/15/2033		09/14/2023	VARIOUS		436,758	428,000	429,923	430,089		(45)		(45)		430,044		6,714	6,714	21,279	03/15/2033	
25389J-AV-8	DIGITAL REALTY TRUST LP 5.55 01/15/2028		01/03/2023	JP MORGAN SECURITIES LLC		85,400	85,000	84,327	84,322		14		14		84,336			1,064	1,064	1,284	01/15/2028
25461L-AA-0	DIRECTV FIN LLC/COINC 5.875 08/15/2027		04/27/2023	JEFFERIES LLC		6,116	7,000	7,000	6,281	730			730		7,011		(895)	(895)	292	08/15/2027	
25466A-AK-7	DISCOVER BANK 3.35 02/06/2023		02/06/2023	MATURITY		1,750,000	1,750,000	1,751,225	1,749,840		160		160		1,750,000				29,313	02/06/2023	
254683-CX-1	DCENT 2022-AA 4 5.03 10/15/2027 ABS		06/12/2023	MFG SECURITIES AMERICAS INC		4,299,188	4,296,000	4,306,153	4,310,186		(2,250)		(2,250)		4,307,935		(8,747)	(8,747)	107,444	10/15/2027	
254687-FW-1	WALT DISNEY COMPANY/THE 2.2 01/13/2028		09/12/2023	MORGAN STANLEY & CO LLC		826,340	925,000	828,569	830,247		11,966		11,966		842,214		(15,874)	(15,874)	23,798	01/13/2028	
25470D-AR-0	DISCOVERY COMMUNICATIONS 3.95 03/20/2028		09/12/2023	VARIOUS		428,394	465,000	484,628	477,578		(1,585)		(1,585)		475,994		(47,600)	(47,600)	18,034	03/20/2028	
25470X-AW-5	DISH DBS CORP 5.875 11/15/2024		08/09/2023	RBC CAPITAL MARKETS LLC		1,284,725	1,340,000	1,443,082	1,249,818	146,272	(17,698)		128,574		1,378,392		(93,667)	(93,667)	58,169	11/15/2024	
25470X-BD-6	DISH DBS CORP 5.125 06/01/2029		08/01/2023	VARIOUS		109,719	213,000	212,946	134,397	78,783	9		78,792		213,189		(103,470)	(103,470)	6,457	06/01/2029	
25470X-BE-4	DISH DBS CORP 5.25 12/01/2026		09/18/2023	VARIOUS		588,706	725,000	731,833	614,249	116,555	(951)		115,604		729,853		(141,147)	(141,147)	23,775	12/01/2026	
25470X-BF-1	DISH DBS CORP 5.75 12/01/2028		11/15/2023	VARIOUS		64,180	87,000	87,000	68,995	18,170	3		18,173		87,169		(22,989)	(22,989)	1,868	12/01/2028	
26078J-AD-2	DUPONT DE NEMOURS INC 4.725 11/15/2028		11/17/2023	Bank of America Merrill Lynch		195,438	200,000	240,512	228,537		(4,230)		(4,230)		224,307		(28,869)	(28,869)	9,608	11/15/2028	
26439X-AH-6	DCP MIDSTREAM OPERATING 6.45 11/03/2036		12/04/2023	VARIOUS		71,724	71,000	70,238	39		39		39		70,401		1,323	1,323	4,372	11/03/2036	
26441C-AN-5	DUKE ENERGY CORP 3.75 04/15/2024		09/13/2023	MARKETAXESS CORP		444,020	450,000	458,105	451,732		(1,168)		(1,168)		450,564		(6,545)	(6,545)	15,469	04/15/2024	
26483E-AL-4	DUN & BRADSTREET CORP 5 12/15/2029		09/18/2023	Bank of America Merrill Lynch		88,221	100,000	89,250			75		75		89,325		(1,104)	(1,104)	1,319	12/15/2029	
26860#-AA-8	EIF Pio Pico, LLC 4.17 12/31/41 Private		12/31/2023	SINKING FUND REDEMPTION		548,292	548,292	548,292	548,337		(45)		(45)		548,292				11,432	12/31/2041	
26875P-AK-7	EOG RESOURCES INC 2.625 03/15/2023		03/15/2023	MATURITY		1,045,000	1,045,000	1,062,726	1,044,997		3		3		1,045,000				13,716	03/15/2023	
26884L-AG-4	EQT CORP 7 02/01/2030		12/04/2023	MERRILL LYNCH PIERCE FENNER & SMITH INC		36,817	35,000	32,725	33,163		190		190		33,353		3,464	3,464	3,301	02/01/2030	
26884L-AL-3	EQT CORP 5 01/15/2029		12/04/2023	GOLDMAN SACHS & CO LLC		66,001	68,000	67,625	67,718		40		40		67,757		(1,757)	(1,757)	4,732	01/15/2029	
26885B-AL-4	EQM MIDSTREAM PARTNERS L 4.75 01/15/2031		09/25/2023	VARIOUS		203,253	236,000	234,230	194,471	40,008	135		40,143		234,614		(31,361)	(31,361)	13,361	01/15/2031	
26924X-AH-8	ETRMW 2004-1 D 4.86 11/07/2031 ABS		12/07/2023	MBS PAYDOWN		297,059	297,059	297,059	118,452						118,452		178,607	178,607	6,953	11/07/2031	
27034R-AA-1	PERMIAN RESOURC OPTG LLC 8 04/15/2027		02/08/2023	RBC CAPITAL MARKETS LLC		87,109	89,000	89,000	84,855	4,191	18		4,209		89,065		(1,956)	(1,956)	2,274	04/15/2027	
27034R-AC-7	PERMIAN RESOURC OPTG LL 9.875 07/15/2031		07/11/2023	VARIOUS		98,813	100,000	97,968			69		69		98,037		776	776	137	07/15/2031	
281020-AW-7	EDISON INTERNATIONAL 6.95 11/15/2029		03/17/2023	GOLDMAN SACHS & CO LLC		80,612	75,000	74,317	74,346		29		29		74,376		6,237	6,237	1,897	11/15/2029	
28166L-AA-2	EDVES 2021-A 1.8 11/25/2045 ABS		12/25/2023	MBS PAYDOWN		97,950	97,950	97,842	97,943		7		7		97,950				935	11/25/2045	
28228P-AA-9	EG GLOBAL FINANCE PLC 6.75 02/07/2025	D	11/30/2023	SECURITY CALLED BY ISSUER		264,000	264,000	273,565	231,763	33,908	(1,539)		32,369		264,132		(132)	(132)	18,563	02/07/2025	
28228P-AB-7	EG GLOBAL FINANCE PLC 8.5 10/30/2025	D	11/30/2023	SECURITY CALLED BY ISSUER		230,000	230,000	230,000	215,165	14,916	(96)		14,820		229,985		15	15	21,179	10/30/2025	
28414H-AG-8	ELANCO ANIMAL HEALTH INC 6.65 08/28/2028		02/07/2023	JP MORGAN SECURITIES LLC		3,915	4,000	4,025	3,805	212			212		4,016		(101)	(101)	114	08/28/2028	
28416L-AA-0	EHGT 2021-A 1.36 08/27/2035 ABS		12/25/2023	MBS PAYDOWN		234,790	234,790	234,739	234,792		(2)		(2)		234,790				1,614	08/27/2035	
28470R-AH-5	CAESARS ENTERTAIN INC 6.25 07/01/2025		11/29/2023	VARIOUS		714,360	721,000	764,826	701,475	36,307	(7,323)		28,984		730,459		(16,099)	(16,099)	52,034	07/01/2025	
28618M-AA-4	ELEMENT SOLUTIONS INC 3.875 09/01/2028		09/18/2023	GOLDMAN SACHS & CO LLC		268,022	308,000	304,181	262,903	41,278			41,278		304,181		(36,159)	(36,159)	12,565	09/01/2028	
29082K-AB-1	EMIBECTA CORP 6.75 02/15/2030		10/03/2023	VARIOUS		93,765	114,000	103,904	102,869	11,614	(44)	10,535	1,035		103,904		(10,139)	(10,139)	8,733	02/15/2030	
29103C-AA-6	EMERALD DEBT MERGER 6.625 12/15/2030		09/18/2023	GOLDMAN SACHS & CO LLC		341,688	350,000	350,000			845		845		350,845		(9,158)	(9,158)	7,794	12/15/2030	
292480-AM-2	ENERGY TRANSFER LP 4.15 09/15/2029		09/12/2023	PERSHING LLC		903,434	990,000	990,115	990,575		71		71		990,646		(87,212)	(87,212)	40,971	09/15/2029	
29250N-AR-6	ENBRIDGE INC 3.7 07/15/2027	A	06/08/2023	Securities Intern. PLC		180,447	190,000	208,922	204,799		(1,445)		(1,445)		203,354		(22,908)	(22,908)	6,386	07/15/2027	

E14.22

ANNUAL STATEMENT FOR THE YEAR 2023 OF THE ZURICH AMERICAN INSURANCE COMPANY

SCHEDULE D - PART 4

Showing All Long-Term Bonds and Stocks SOLD, REDEEMED or Otherwise DISPOSED OF During Current Year

1	2	3	4	5	6	7	8	9	10	Change In Book/Adjusted Carrying Value					16	17	18	19	20	21
										11	12	13	14	15						
CUSIP Identification	Description	Foreign	Disposal Date	Name of Purchaser	Number of Shares of Stock	Consideration	Par Value	Actual Cost	Prior Year Book/ Adjusted Carrying Value	Unrealized Valuation Increase/ (Decrease)	Current Year's (Amortization)/ Accretion	Current Year's Other-Than-Temporary Impairment Recognized	Total Change in Book/ Adjusted Carrying Value (11+12-13)	Total Foreign Exchange Change in Book/ Adjusted Carrying Value	Book/ Adjusted Carrying Value at Disposal Date	Foreign Exchange Gain (Loss) on Disposal	Realized Gain (Loss) on Disposal	Total Gain (Loss) on Disposal	Bond Interest/ Stock Dividends Received During Year	Stated Contractual Maturity Date
29261A-AB-6	ENCOMPASS HEALTH CORP 4.75 02/01/2030		07/26/2023	VARIOUS		98,296	108,000	113,763	95,112	17,263	(357)		16,906		112,019		(13,722)	(13,722)	4,335	02/01/2030
29261A-AE-0	ENCOMPASS HEALTH CORP 4.625 04/01/2031		09/18/2023	VARIOUS		77,735	89,000	94,588	76,759	16,680	(474)		16,206		92,964		(15,229)	(15,229)	3,904	04/01/2031
29272W-AF-6	ENERGIZER HOLDINGS INC 6.5 12/31/2027		01/01/2023	Post Sale Income															3,510	12/31/2027
29273R-AS-8	ENERGY TRANSFER LP 3.6 02/01/2023		02/01/2023	MATURITY		4,575,000	4,575,000	4,444,613	4,572,832		2,168		2,168		4,575,000				82,350	02/01/2023
29273V-AP-5	ENERGY TRANSFER LP 5.55 02/15/2028		03/16/2023	VARIOUS		106,032	105,000	104,973	105,095		(3)		(3)		105,092		940	940	1,110	02/15/2028
29273V-AQ-3	ENERGY TRANSFER LP 5.75 02/15/2033		03/17/2023	DEUTSCHE BANK SECURITIES INC		125,257	125,000	124,864	125,016		10		10		125,026		230	230	1,925	02/15/2033
29278N-AQ-6	ENERGY TRANSFER LP 3.75 05/15/2030		05/31/2023	VARIOUS		225,370	247,000	211,526	212,030		1,100		1,100		213,129		12,241	12,241	3,851	05/15/2030
29336T-AA-8	ENLINK MIDSTREAM LLC 5.375 06/01/2029		12/04/2023	VARIOUS		222,560	236,000	223,143	217,007	6,919	1,068		7,987		224,995		(2,435)	(2,435)	9,338	06/01/2029
29336T-AC-4	ENLINK MIDSTREAM LLC 5.625 01/15/2028		09/28/2023	VARIOUS		24,765	26,000	26,000	24,802	1,201			1,201		26,003		(1,238)	(1,238)	1,747	01/15/2028
29336T-AD-2	ENLINK MIDSTREAM LLC 6.5 09/01/2030		10/02/2023	VARIOUS		149,512	152,000	152,000	150,516	1,800	9		1,809		152,326		(2,815)	(2,815)	9,339	09/01/2030
29336U-AC-1	ENLINK MIDSTREAM PARTNER 5.6 04/01/2044		09/13/2023	MERRILL LYNCH PIERCE FENNER & SMITH INC		26,350	31,000	26,155	25,297	1,022	77		1,099		26,396		(46)	(46)	1,659	04/01/2044
29336U-AD-9	ENLINK MIDSTREAM PARTNER 5.05 04/01/2045		02/13/2023	VARIOUS		44,380	55,000	45,105	41,445	4,128	30		4,158		45,603		(1,223)	(1,223)	1,027	04/01/2045
29336U-AF-4	ENLINK MIDSTREAM PARTNER 4.85 07/15/2026		12/04/2023	VARIOUS		31,844	33,000	31,364	31,194	926	181		1,107		32,300		(456)	(456)	1,955	07/15/2026
29336U-AG-2	ENLINK MIDSTREAM PARTNER 5.45 06/01/2047		09/25/2023	VARIOUS		22,601	28,000	24,080	22,479	1,649	51		1,700		24,178		(1,577)	(1,577)	1,236	06/01/2047
29362U-AC-8	ENTEGRIS INC 4.375 04/15/2028		06/29/2023	VARIOUS		61,054	67,000	67,000	59,174	7,840	3		7,843		67,018		(5,964)	(5,964)	2,095	04/15/2028
29362U-AD-6	ENTEGRIS INC 3.625 05/01/2029		06/30/2023	VARIOUS		152,439	176,000	145,460	141,559	4,564	1,783		6,347		147,905		4,534	4,534	4,055	05/01/2029
29365B-AA-1	ENTEGRIS INC 4.75 04/15/2029		09/18/2023	JP MORGAN SECURITIES LLC		554,688	605,000	602,114	602,893		179		179		603,073		(48,385)	(48,385)	16,054	04/15/2029
29373K-AB-9	EFF 2020-1 A2 1.78 12/22/2025 ABS		06/20/2023	MBS PAYDOWN		162,007	162,007	161,980	162,002		5		5		162,007				757	12/22/2025
29373K-AC-7	EFF 2020-1 A3 1.86 12/22/2025 ABS		09/15/2023	VARIOUS		8,382,347	8,410,000	8,408,283	8,409,846		(108)		(108)		8,409,737		(27,391)	(27,391)	110,160	12/22/2025
29374F-AB-9	EFF 2022-3 A2 4.38 07/20/2029 ABS		12/20/2023	MBS PAYDOWN		529,978	529,978	529,907	530,121		(143)		(143)		529,978				17,658	07/20/2029
29374G-AC-5	EFF 2022-4 A3 5.65 10/22/2029 ABS		06/23/2023	RBC CAPITAL MARKETS LLC		6,919,336	6,890,000	6,889,519	6,893,671		(526)		(526)		6,893,146		26,191	26,191	202,212	10/22/2029
29379V-AZ-6	ENTERPRISE PRODUCTS OPER 3.35 03/15/2023		03/15/2023	MATURITY		1,365,000	1,365,000	1,357,184	1,364,402		598		598		1,365,000				22,864	03/15/2023
29429J-AA-8	CGCMT 2019-PRM A 3.341 05/10/2036 CMBS		12/01/2023	MATURITY		3,631,819	3,631,819	3,740,766	3,663,287		(21,765)		(21,765)		3,641,523		(9,704)	(9,704)	121,339	05/10/2036
29444U-BR-6	EQUINIX INC 2.05 15/2028		09/11/2023	PERSHING LLC		514,014	605,000	602,356	603,243		244		244		603,487		(89,473)	(89,473)	10,016	05/15/2028
29449W-AE-7	EQUITABLE FINANCIAL LIFE 1 01/09/2026		11/17/2023	CREDIT AGRICOLE SECURITIES USA INC		283,402	315,000	305,588	308,033		1,995		1,995		310,028		(26,626)	(26,626)	4,305	01/09/2026
29977L-AA-9	SK INVICTUS INTERMEDIATE 5 10/30/2029		09/18/2023	VARIOUS		133,866	165,000	165,000	135,742	29,513	(34)		29,479		165,222		(31,356)	(31,356)	6,273	10/30/2029
30161N-AN-1	EXELON CORP 3.95 06/15/2025		09/05/2023	PERSHING LLC		3,157,082	3,260,000	3,260,000	3,259,453		186		186		3,259,639		(102,557)	(102,557)	93,716	06/15/2025
30166Y-AC-6	EART 2022-3A A3 4.21 01/15/2026 ABS		12/15/2023	MBS PAYDOWN		3,428,942	3,428,942	3,420,400	3,425,607		3,335		3,335		3,428,942				102,538	01/15/2026
30167F-AC-6	EART 2022-5A A3 5.43 04/15/2026 ABS		12/15/2023	MBS PAYDOWN		1,256,174	1,256,174	1,253,136	1,254,828		1,346		1,346		1,256,174				62,394	04/15/2026
30231G-BK-7	EXXON MOBIL CORPORATION 3.482 03/19/2030		11/17/2023	HSBC SECURITIES USA INC		685,763	750,000	871,185	841,982		(10,996)		(10,996)		830,987		(145,224)	(145,224)	30,613	03/19/2030
30251G-BC-0	FMG RESOURCES AUG 2006 4.375 04/01/2031		12/04/2023	Bank of America Merrill Lynch		97,780	112,000	112,268	94,049	17,693	(27)		17,666		111,715		(13,934)	(13,934)	5,785	04/01/2031
30288*-AB-6	FLNG LIQUEFACTION 2 LLC 4.79 03/31/2038		09/30/2023	SINKING FUND REDEMPTION		563,678	563,678	563,678	563,652		26		26		563,678				20,488	03/31/2038
30288*-AC-4	FLNC Liquefaction 2 LLC 4.28 06/30/2038		12/31/2023	SINKING FUND REDEMPTION		85,500	85,500	85,500	85,503		(3)		(3)		85,500				2,821	06/30/2038
30295#-AA-5	FMR LLC CORP 2.8 04/30/2040 Private		12/31/2023	SINKING FUND REDEMPTION		730,562	730,562	730,562	730,583		(21)		(21)		730,562				12,624	04/30/2040
30306V-AA-7	FLNG LIQUEFACTION 3 LLC 5.55 03/31/2039		09/30/2023	SINKING FUND REDEMPTION		202,950	202,950	194,692	202,616		334		334		202,950				2,871	03/31/2039
31556T-AA-7	FERTITTA ENTERTAINMENT 4.625 01/15/2029		09/18/2023	MERRILL LYNCH PIERCE FENNER & SMITH INC		253,918	295,000	277,693	249,712	29,606	1,612		31,218		280,929		(27,011)	(27,011)	16,107	01/15/2029
31572L-AA-4	EFMT 2021-2 0.931 06/25/2066 WHOLE LOAN		12/01/2023	MBS PAYDOWN		102,078	102,078	102,077	102,078						102,078				416	06/25/2066
31574X-AA-6	EFMT 2021-1 0.797 02/25/2066 WHOLE LOAN		12/01/2023	MBS PAYDOWN		233,119	233,119	233,115	233,118		1		1		233,119				875	02/25/2066
31620M-BR-6	FIDELITY NATL INFO SERV 1.15 03/01/2026		11/28/2023	DEUTSCHE BANK SECURITIES INC		86,537	95,000	85,559	87,142		2,159		2,159		89,301		(2,763)	(2,763)	1,363	03/01/2026

E14.23

ANNUAL STATEMENT FOR THE YEAR 2023 OF THE ZURICH AMERICAN INSURANCE COMPANY

SCHEDULE D - PART 4

Showing All Long-Term Bonds and Stocks SOLD, REDEEMED or Otherwise DISPOSED OF During Current Year

1	2	3	4	5	6	7	8	9	10	Change In Book/Adjusted Carrying Value					16	17	18	19	20	21
										11	12	13	14	15						
CUSIP Identification	Description	Foreign	Disposal Date	Name of Purchaser	Number of Shares of Stock	Consideration	Par Value	Actual Cost	Prior Year Book/ Adjusted Carrying Value	Unrealized Valuation Increase/ (Decrease)	Current Year's (Amortization)/ Accretion	Current Year's Other-Than-Temporary Impairment Recognized	Total Change in Book/ Adjusted Carrying Value (11+12-13)	Total Foreign Exchange Change in Book/ Adjusted Carrying Value	Book/ Adjusted Carrying Value at Disposal Date	Foreign Exchange Gain (Loss) on Disposal	Realized Gain (Loss) on Disposal	Total Gain (Loss) on Disposal	Bond Interest/ Stock Dividends Received During Year	Stated Contractual Maturity Date
32059F-AA-7	FIAOT 2021-1A A 0.45 03/16/2026 ABS		07/15/2023	MBS PAYDOWN		274,877	274,877	274,846	274,874		3		3		274,877				401	03/16/2026
32113C-BY-5	FNMT 2023-2 A 5.77 09/15/2029 ABS		12/06/2023	VARIOUS		942,461	930,000	923,897			264		264		924,161		18,299	18,299	11,328	09/15/2029
33766Q-AC-1	FECH 2019-1 A3 3.45 01/15/2036 ABS		07/15/2023	MBS PAYDOWN		327,222	327,222	301,760	326,065		1,157		1,157		327,222				8,461	01/15/2036
33767B-AA-7	FIRSTENERGY TRANSMISSION 5.45 07/15/2044		09/14/2023	VARIOUS		879,565	959,000	1,177,950	1,166,760		(2,584)		(2,584)		1,164,175		(284,610)	(284,610)	47,612	07/15/2044
33767B-AC-3	FIRSTENERGY TRANSMISSION 4.55 04/01/2049		08/17/2023	VARIOUS		113,281	138,000	160,047	159,055		(151)		(151)		158,904		(45,623)	(45,623)	3,875	04/01/2049
33767J-AA-0	FKH 2020-SFR2 A 1.266 10/19/2037 ABS		12/01/2023	MBS PAYDOWN		72,235	72,235	70,280	71,948		287		287		72,235				570	10/19/2037
33767M-AA-3	FKH 2020-SFR1 A 1.339 08/17/2037 ABS		07/01/2023	MBS PAYDOWN		8,933	8,933	8,932	8,933						8,933				40	08/17/2037
33768J-AA-9	FKH 2021-SFR3 A 2.135 12/17/2038 ABS		03/01/2023	MBS PAYDOWN		4,383	4,383	4,383	4,383						4,383				23	12/17/2038
33768N-AA-0	FKH 2022-SFR1 A 4.145 05/19/2039 ABS		12/02/2023	MBS PAYDOWN		2,036	2,036	2,036			(1)		(1)		2,036				84	05/17/2039
33843W-AA-9	FCAT 2021-1 A 0.31 06/16/2025 ABS		04/15/2023	MBS PAYDOWN		339,237	339,237	339,218	339,235		2		2		339,237				188	06/16/2025
33844T-AA-5	FCAT 2020-3 A 0.7 04/15/2025 ABS		01/15/2023	MBS PAYDOWN		3,320	3,320	3,319	3,320						3,320				2	04/15/2025
33845A-AA-5	FCAT 2021-4 A 0.81 07/17/2026 ABS		12/15/2023	MBS PAYDOWN		1,723,495	1,723,495	1,723,361	1,723,511		(16)		(16)		1,723,495				7,191	07/17/2026
33845V-AA-9	FCAT 2022-1 A 1.79 10/15/2026 ABS		12/15/2023	MBS PAYDOWN		1,138,814	1,138,814	1,138,692	1,138,869		(55)		(55)		1,138,814				10,509	10/15/2026
33845X-AA-5	FCAT 2020-4 A 0.53 04/15/2025 ABS		01/15/2023	MBS PAYDOWN		37,242	37,242	37,241	37,242						37,242				16	04/15/2025
338528-AA-6	Private		01/06/2023	ISSUER SECURITY CALLED BY		3,256,269	3,098,910	3,098,910	3,098,818		(529)		(529)		3,098,289		621	621	250,411	06/30/2035
33852F-AE-6	FMT 2021-4 A5 2.5 06/01/2051 WHOLE LOAN		12/01/2023	MBS PAYDOWN		364,634	364,633	373,864	365,066		(432)		(432)		364,635				5,227	06/01/2051
33852J-AE-8	FMT 2021-7 A5 2.5 08/25/2051 WHOLE LOAN		12/01/2023	MBS PAYDOWN		123,703	123,703	126,254	123,821		(118)		(118)		123,703				1,729	08/25/2051
34535A-AB-6	FORDO 2022-C A2A 4.52 04/15/2025 ABS		12/15/2023	MBS PAYDOWN		1,406,899	1,406,899	1,406,847	1,407,071		(171)		(171)		1,406,899				40,692	04/15/2025
345370-CR-9	FORD MOTOR COMPANY 4.346 12/08/2026		07/31/2023	MORGAN STANLEY & CO LLC		95,305	98,000	83,300	88,450		1,245		1,245		89,695		5,610	5,610	2,768	12/08/2026
345370-DA-5	FORD MOTOR COMPANY 3.25 02/12/2032		11/01/2023	VARIOUS		649,987	845,000	845,258	618,912	226,473	41		226,514		845,426		(195,439)	(195,439)	28,886	02/12/2032
345370-DB-3	FORD MOTOR COMPANY 6.1 08/19/2032		11/01/2023	GOLDMAN SACHS & CO LLC		129,903	140,000	140,000	129,685	10,347	20		10,367		140,051		(10,148)	(10,148)	10,295	08/19/2032
345397-A6-0	FORD MOTOR CREDIT CO LL 5.125 06/16/2025		12/04/2023	VARIOUS		1,167,675	1,197,000	1,207,349	1,147,788	43,830	2,170		46,000		1,193,788		(26,114)	(26,114)	54,812	06/16/2025
345397-A8-6	FORD MOTOR CREDIT CO LL 4.125 08/17/2027		12/04/2023	MORGAN STANLEY & CO LLC		814,279	879,000	865,179	777,344	82,715	3,116		85,831		863,175		(48,896)	(48,896)	47,237	08/17/2027
345397-B2-8	FORD MOTOR CREDIT CO LL 3.375 11/13/2025		10/31/2023	MERRILL LYNCH PIERCE		186,500	200,000	200,000	181,058	18,954	(11)		18,943		200,001		(13,501)	(13,501)	6,544	11/13/2025
345397-B3-6	FORD MOTOR CREDIT CO LLC 4 11/13/2030		06/05/2023	JEFFERIES LLC		169,250	200,000	209,750	163,878	44,441	(391)		44,050		207,928		(38,678)	(38,678)	4,533	11/13/2030
345397-B7-7	FORD MOTOR CREDIT CO LLC 2.7 08/10/2026		10/31/2023	VARIOUS		378,741	423,000	423,000	366,263	56,813	(8)		56,805		423,068		(44,327)	(44,327)	13,320	08/10/2026
345397-C2-7	FORD MOTOR CREDIT CO LLC 4.95 05/28/2027		10/31/2023	JP MORGAN SECURITIES		187,000	200,000	181,060	182,827	2,840	2,840		2,840		185,667		1,333	1,333	9,185	05/28/2027
345397-D4-2	FORD MOTOR CREDIT CO LLC 7.2 06/10/2030		11/01/2023	GOLDMAN SACHS & CO LLC		200,166	200,000	200,000		92	92		92		200,092		74	74	5,800	06/10/2030
345397-XL-2	FORD MOTOR CREDIT CO LL 4.134 08/04/2025		10/31/2023	MORGAN STANLEY & CO LLC		325,229	341,000	356,345	319,023	33,362	(3,587)		29,775		348,798		(23,569)	(23,569)	17,543	08/04/2025
345397-XU-2	FORD MOTOR CREDIT CO LL 4.389 01/08/2026		12/04/2023	PERSHING LLC		321,496	335,000	341,700	312,032	26,568	(1,038)		25,530		337,563		(16,066)	(16,066)	20,748	01/08/2026
345397-YG-2	FORD MOTOR CREDIT CO LLC 3.81 01/09/2024		02/10/2023	MERRILL LYNCH PIERCE		337,027	344,000	317,340	332,944	3,081	863		3,944		336,888		139	139	7,827	01/09/2024
345397-YT-4	FORD MOTOR CREDIT CO LL 3.815 11/02/2027		12/04/2023	FENNER & SMITH INC		360,536	400,000	393,500	351,596	41,336	(114)		41,222		392,818		(32,282)	(32,282)	13,013	11/02/2027
345397-ZJ-5	FORD MOTOR CREDIT CO LL 4.687 06/09/2025		10/31/2023	VARIOUS		194,000	200,000	212,500	188,232	18,875	(2,557)		16,318		204,550		(10,550)	(10,550)	8,411	06/09/2025
345397-ZI-6	FORD MOTOR CREDIT CO LL 4.542 08/01/2026		12/04/2023	GOLDMAN SACHS & CO LLC		195,357	205,000	210,563	187,774	20,600	(874)		19,726		207,501		(12,144)	(12,144)	12,544	08/01/2026
35671D-BC-8	FREEMONT-MCMORAN INC 5.45 03/15/2043		12/04/2023	Bank of America Merrill Lynch		492,756	545,000	461,370	469,319	1,779	1,779		1,779		471,098		21,658	21,658	36,386	03/15/2043
35877#-AA-0	FRISCO HQ OPERATIONS LLC 4.13 12/15/2037		12/15/2023	BARCLAYS CAPITAL INC		108,798	108,798	108,798	108,797						108,798				3,382	12/15/2037
35906A-BE-7	PRIVATE		07/11/2023	SINKING FUND REDEMPTION		357,423	385,000	398,688	358,323	33,517	(761)		32,756		391,080		(33,657)	(33,657)	12,449	10/15/2027
35906A-BF-4	FRONTIER COMMUNICATIONS 5.05/01/2028		09/18/2023	MORGAN STANLEY & CO LLC		143,670	167,000	171,485	145,627	24,428	(602)		23,826		169,454		(25,784)	(25,784)	7,399	05/01/2028
35908M-AD-2	FRONTIER COMMUNICATIONS 8.75 05/15/2030		09/18/2023	MERRILL LYNCH PIERCE		115,517	119,000	121,415	121,112	8	(288)		(280)		120,832		(5,315)	(5,315)	8,822	05/15/2030
361448-BD-4	GATX CORP 4.35 02/15/2024		02/09/2023	FENNER & SMITH INC		1,742,312	1,760,000	1,758,874	1,759,465		286		286		1,759,751		(17,439)	(17,439)	37,855	02/15/2024

E14.24

ANNUAL STATEMENT FOR THE YEAR 2023 OF THE ZURICH AMERICAN INSURANCE COMPANY

SCHEDULE D - PART 4

Showing All Long-Term Bonds and Stocks SOLD, REDEEMED or Otherwise DISPOSED OF During Current Year

1	2	3	4	5	6	7	8	9	10	Change In Book/Adjusted Carrying Value					16	17	18	19	20	21	
										11	12	13	14	15							
CUSIP Identification	Description	Foreign	Disposal Date	Name of Purchaser	Number of Shares of Stock	Consideration	Par Value	Actual Cost	Prior Year Book/ Adjusted Carrying Value	Unrealized Valuation Increase/ (Decrease)	Current Year's (Amortization)/ Accretion	Current Year's Other-Than-Temporary Impairment Recognized	Total Change in Book/ Adjusted Carrying Value (11+12-13)	Total Foreign Exchange Change in Book/ Adjusted Carrying Value	Book/ Adjusted Carrying Value at Disposal Date	Foreign Exchange Gain (Loss) on Disposal	Realized Gain (Loss) on Disposal	Total Gain (Loss) on Disposal	Bond Interest/ Stock Dividends Received During Year	Stated Contractual Maturity Date	
36168H-AA-2	GCAT 2021-NQ 1.093 08/25/2066 WHOLE LOAN		12/01/2023	MBS PAYDOWN		161,055	161,055	161,054	161,055						161,055					950	08/25/2066
36168Q-AK-0	GFL ENVIRONMENTAL INC 3.75 08/01/2025	A	09/18/2023	MERRILL LYNCH PIERCE		197,642	208,000	208,000	196,431	11,604	(7)		11,597		208,027		(10,386)	(10,386)	8,862	08/01/2025	
36168Q-AM-6	GFL ENVIRONMENTAL INC 3.5 09/01/2028	A	10/04/2023	VARIOUS		169,631	193,000	185,913	169,805	16,108			16,108		185,913		(16,282)	(16,282)	4,820	09/01/2028	
36168Q-AN-4	GFL ENVIRONMENTAL INC 4.75 06/15/2029	A	09/18/2023	VARIOUS		160,154	177,000	177,000	154,641	22,446	(7)		22,439		177,081		(16,927)	(16,927)	5,943	06/15/2029	
36170H-AA-8	GCAT 2022-NQ 5.269 08/25/2067 WHOLE LOAN		12/01/2023	MBS PAYDOWN		225,281	225,281	225,280	225,283		(2)		(2)		225,281				7,095	08/25/2067	
36197X-AJ-3	GSMS 2013-GC12 A3 2.86 06/10/2046 CMBS		01/01/2023	MBS PAYDOWN		492,593	492,593	490,226	492,456		137		137		492,593				1,174	06/10/2046	
36228F-EC-6	GSMS 2001-2 A 7.5 06/19/2032 WHOLE LOAN		12/01/2023	MBS PAYDOWN		10,469	14,705	14,705	12,729						12,729		(2,260)	(2,260)	587	06/19/2032	
36242D-EZ-2	GSR 2004-10F 7 5.5 09/25/2034 WHOLE LOAN		12/01/2023	MBS PAYDOWN		124,064	124,064	121,157	123,682		382		382		124,064				4,796	09/25/2034	
36248G-AC-4	GSMS 2013-GC16 A3 4.244 11/10/2046 CMBS		06/01/2023	MBS PAYDOWN		11,308,355	11,308,354	12,289,001	11,402,499		(94,144)		(94,144)		11,308,355				196,318	11/10/2046	
36249G-AD-2	GSMS 2013-GC16 A4 4.271 11/10/2046 CMBS		08/01/2023	MBS PAYDOWN		4,000,000	4,000,000	4,342,500	4,029,557		(29,557)		(29,557)		4,000,000				98,121	11/10/2046	
36250S-AF-6	GSMS 2018-GS10 AAB 4.106 07/10/2051 CMBS		12/01/2023	MBS PAYDOWN		223,534	223,534	230,239	224,215		(680)		(680)		223,534				7,071	07/10/2051	
36251P-AC-8	GSMS 2016-GS3 A3 2.592 10/10/2049 CMBS		11/01/2023	MBS PAYDOWN		21,688	21,688	20,166	21,526		161		161		21,688				444	10/10/2049	
36252R-AJ-8	GSMS 2014-GC18 A3 3.801 01/10/2047 CMBS		08/23/2023	VARIOUS		3,290,803	3,294,000	3,326,743	3,298,650		(3,658)		(3,658)		3,294,992		(4,189)	(4,189)	87,584	01/10/2047	
36252R-AM-1	GSMS 2014-GC18 A4 4.074 01/10/2047 CMBS		12/01/2023	MBS PAYDOWN		15,000,000	15,000,000	16,380,273	15,165,954		(165,954)		(165,954)		15,000,000				543,223	01/10/2047	
36254J-AA-3	GSMS 2017-375H A 3.5911 09/10/2037 CMBS		06/30/2023	VARIOUS		3,512,617	4,000,000	3,935,599	4,039,049		(3,175)	124,520	(127,695)		3,911,355		(398,738)	(398,738)	82,614	09/10/2037	
36257C-AA-5	GSMS 2017-GPTX 2.85546 05/10/2034 CMBS		11/01/2023	MBS PAYDOWN		25,326	25,326	25,326	25,324		3,797		(3,797)		21,527		3,799	3,799	663	05/10/2034	
36259V-AB-9	GSMS 2020-PJ4 3 01/25/2051 WHOLE LOAN		12/01/2023	MBS PAYDOWN		183,536	183,536	189,128	183,753		(217)		(217)		183,536				3,129	01/25/2051	
36260D-AB-6	GSMS 2020-PJ5 A 3 03/27/2051 WHOLE LOAN		12/01/2023	MBS PAYDOWN		75,844	75,844	78,191	75,914		(70)		(70)		75,844				1,124	03/27/2051	
36261N-AA-5	GYP HOLDINGS III CORP 4.625 05/01/2029		09/18/2023	MORGAN STANLEY & CO LLC		176,106	200,000	200,713	164,178	36,396	(97)		36,299		200,477		(24,371)	(24,371)	8,197	05/01/2029	
36262L-AJ-9	GSMS 2021-PJ6 2.5 11/25/2051 WHOLE LOAN		12/01/2023	MBS PAYDOWN		99,633	99,633	102,045	99,724		(91)		(91)		99,633				1,285	11/25/2051	
36262P-AB-7	GSMS 2021-PJ1 2.5 03/25/2052 WHOLE LOAN		12/01/2023	VARIOUS		4,417,676	5,261,390	5,228,341	5,274,826		1,937		1,937		5,276,763		(859,087)	(859,087)	29,058	03/25/2052	
36263D-AA-5	GCAR 2021-AA A 0.84 07/15/2025 ABS		09/15/2023	MBS PAYDOWN		1,664,005	1,664,005	1,663,971	1,664,128		(123)		(123)		1,664,005				5,565	07/15/2025	
36263U-AN-9	GSMS 2021-GSA3 A5 2.6183 12/15/2054 CMBS		08/23/2023	BARCLAYS CAPITAL		1,346,719	1,700,000	1,322,348	1,327,503		21,199		21,199		1,348,702		(1,984)	(1,984)	32,641	12/15/2054	
36263V-AB-3	GSMS 2021-PJ1 2.5 04/25/2052 WHOLE LOAN		12/01/2023	MBS PAYDOWN		82,979	82,979	83,264	82,987		(8)		(8)		82,979				1,228	04/25/2052	
36265A-AA-9	GSMS 2021-DM A FLT 11/15/2036 CMBS		03/20/2023	JP MORGAN SECURITIES		1,108,313	1,150,000	1,146,370	1,149,718		162		162		1,149,880		(41,567)	(41,567)	16,585	11/15/2036	
36265Q-AD-8	GMCAR 2022-A A3 4.82 08/16/2027 ABS		01/06/2023	WELLS FARGO SECURITIES		10,469,052	10,434,000	10,432,290	10,441,171		(57)		(57)		10,441,114		27,938	27,938	32,131	08/16/2027	
364760-AQ-1	GAP INC/THE 3.875 10/01/2031		01/25/2023	PERSHING LLC		25,670	34,000	26,285	23,707	2,758	47		2,805		26,512		(842)	(842)	425	10/01/2031	
36485M-AM-1	GARDA WORLD SECURITY 7.75 02/15/2028	A	09/18/2023	MERRILL LYNCH PIERCE		136,414	138,000	138,000			142		142		138,142		(1,728)	(1,728)	6,833	02/15/2028	
366651-AC-1	GARTNER INC 4.5 07/01/2028		01/23/2023	FENNER & SMITH INC		31,268	33,000	30,640	30,756	47	25		72		30,828		439	439	842	07/01/2028	
366651-AE-7	GARTNER INC 3.75 10/01/2030		02/14/2023	Citigroup Global		159,464	183,000	184,215	158,672	25,274	(2)		25,272		183,944		(24,481)	(24,481)	2,436	10/01/2030	
366651-AG-2	GARTNER INC 3.625 06/15/2029		12/04/2023	Markets Inc.		211,519	236,000	235,845	206,875	28,695	102		28,797		235,672		(24,153)	(24,153)	4,846	06/15/2029	
37045V-AY-6	GENERAL MOTORS CO 5.4 10/15/2029		01/17/2023	VARIOUS		336,272	348,000	324,284	324,603		114		114		324,717				11,555	10/15/2029	
37045X-DH-6	GENERAL MOTORS FINL CO 2.4 04/10/2028		09/12/2023	VARIOUS		861,472	1,005,000	955,192	961,678		5,378		5,378		967,056		(105,584)	(105,584)	22,335	04/10/2028	
37185L-AF-9	GENESIS ENERGY LP/GENES 5.625 06/15/2024		01/25/2023	Corporate Actions Event		69,117	69,000	66,530	67,043	1,006	49		1,055		68,099		1,019	1,019	431	06/15/2024	
37185L-AJ-1	GENESIS ENERGY LP/FIN 6.5 10/01/2025		12/07/2023	Corporate Actions Event		411,514	411,000	408,123	390,759	16,637	518		17,155		407,913		3,600	3,600	31,613	10/01/2025	
37185L-AL-6	GENESIS ENERGY LP/FIN 7.75 02/01/2028		09/18/2023	MERRILL LYNCH PIERCE		176,009	182,000	182,000	167,700	14,384	(7)		14,377		182,078		(6,069)	(6,069)	16,025	02/01/2028	
37185L-AN-2	GENESIS ENERGY LP/FIN 8.875 04/15/2030		09/25/2023	FENNER & SMITH INC		91,891	93,000	93,000			173		173		93,173		(1,282)	(1,282)	4,892	04/15/2030	
37555B-BX-0	GILEAD SCIENCES INC 1.2 10/01/2027		11/16/2023	VARIOUS		284,552	330,000	329,713	329,843		38		38		329,881		(45,328)	(45,328)	4,499	10/01/2027	
377320-AA-4	GLATFELTER 4.75 11/15/2029		12/04/2023	UBS SECURITIES LLC		77,558	123,000	123,000	74,691	48,424	(16)		48,408		123,098		(45,541)	(45,541)	6,183	11/15/2029	
37892A-AA-8	GLOBAL NET LEASE/GLOBAL 3.75 12/15/2027		04/12/2023	PERSHING LLC		64,989	82,000	79,686	69,047	10,639			10,639		79,686		(14,697)	(14,697)	1,010	12/15/2027	
37940X-AB-8	GLOBAL PAYMENTS INC 3.2 08/15/2029		08/22/2023	VARIOUS		407,855	473,000	396,958	398,065		4,608		4,608		402,673		5,182	5,182	13,268	08/15/2029	

E14.25

ANNUAL STATEMENT FOR THE YEAR 2023 OF THE ZURICH AMERICAN INSURANCE COMPANY

SCHEDULE D - PART 4

Showing All Long-Term Bonds and Stocks SOLD, REDEEMED or Otherwise DISPOSED OF During Current Year

1	2	3	4	5	6	7	8	9	10	Change In Book/Adjusted Carrying Value					16	17	18	19	20	21
										11	12	13	14	15						
CUSIP Identification	Description	Foreign	Disposal Date	Name of Purchaser	Number of Shares of Stock	Consideration	Par Value	Actual Cost	Prior Year Book/ Adjusted Carrying Value	Unrealized Valuation Increase/ (Decrease)	Current Year's (Amortization)/ Accretion	Current Year's Other-Than-Temporary Impairment Recognized	Total Change in Book/ Adjusted Carrying Value (11+12-13)	Total Foreign Exchange Change in Book/ Adjusted Carrying Value	Book/ Adjusted Carrying Value at Disposal Date	Foreign Exchange Gain (Loss) on Disposal	Realized Gain (Loss) on Disposal	Total Gain (Loss) on Disposal	Bond Interest/ Stock Dividends Received During Year	Stated Contractual Maturity Date
37940X-AD-4	GLOBAL PAYMENTS INC 2.9 05/15/2030		05/31/2023	GOLDMAN SACHS & CO LLC SUNTRUST ROBINSON		111,892	133,000	105,997	106,390		1,202		1,202		107,592		4,299	4,299	2,111	05/15/2030
37940X-AP-7	GLOBAL PAYMENTS INC 4.95 08/15/2027		01/31/2023	HUMPHREY INC		94,852	95,000	94,927	95,080		1		1		95,081		(229)	(229)	2,090	08/15/2027
37960B-AA-3	GLOBAL MEDICAL RESPONSE 6.5 10/01/2025		12/04/2023	VARIOUS		130,382	185,000	188,205	134,880	51,110	(649)		50,461		185,340		(54,959)	(54,959)	8,952	10/01/2025
38016L-AC-9	GO DADDY OPCCO/FINCO 3.5 03/01/2029		09/18/2023	FENNER & SMITH INC		133,617	156,000	153,697	131,602	22,521	213		22,734		154,336		(20,719)	(20,719)	5,748	03/01/2029
38141G-VM-3	GOLDMAN SACHS GROUP INC 4 03/03/2024		05/11/2023	VARIOUS		8,887,000	9,000,000	8,993,250	8,996,273		1,461		1,461		8,997,735		(110,735)	(110,735)	222,222	03/03/2024
38141G-VR-2	GOLDMAN SACHS GROUP INC 4.25 10/21/2025		01/04/2023	MARKETAXESS CORP		465,130	475,000	484,871	478,532		42		42		478,574		(13,445)	(13,445)	4,206	10/21/2025
38141G-WL-4	GOLDMAN SACHS GROUP INC VAR 06/05/2028		12/04/2023	VARIOUS		3,669,089	3,940,000	4,263,500	4,200,259		(44,345)		(44,345)		4,155,914		(486,825)	(486,825)	126,292	06/05/2028
38141G-ZR-8	GOLDMAN SACHS GROUP INC VAR 03/15/2028		12/04/2023	GOLDMAN SACHS & CO LLC		3,900,584	4,140,000	4,128,160	4,128,993		2,124		2,124		4,131,117		(230,533)	(230,533)	183,335	03/15/2028
38218G-AA-0	GOODG 2018-1A A 3.93 10/15/2053 ABS	D	11/15/2023	MBS PAYDOWN		176,261	176,261	176,242	176,269		(8)		(8)		176,261				5,148	10/15/2053
38237C-AA-6	GOOD 2023-3C A 6.5 07/20/2055 ABS		12/20/2023	MBS PAYDOWN		55,609	55,609	55,380	55,651		270		270		55,609				493	07/20/2055
38237G-AA-7	GOOD 2021-4G6 A 1.93 07/20/2048 ABS		12/20/2023	MBS PAYDOWN		90,645	90,643	90,628	90,651		(8)		(8)		90,643		1	1	874	07/20/2048
38237H-AA-5	GOOD 2021-5C5 A 2.31 10/20/2048 ABS		12/20/2023	MBS PAYDOWN		63,567	63,567	63,558	63,574		(7)		(7)		63,567				767	10/20/2048
38237J-AA-1	GOOD 2022-1G6 A 2.7 01/20/2049 ABS		12/20/2023	MBS PAYDOWN		288,747	288,747	288,678	288,777		(30)		(30)		288,747				4,145	01/20/2049
38237K-AA-8	GOOD 2022-2C5 A 4 04/20/2049 ABS		12/20/2023	MBS PAYDOWN		46,666	46,666	46,047	46,630		35		35		46,666				1,018	04/20/2049
38237T-AA-9	GOOD 2022-3C5 A 4.95 07/20/2049 ABS		12/20/2023	MBS PAYDOWN		257,676	257,676	257,567	257,749		(73)		(73)		257,676				7,479	07/20/2049
382550-BH-3	GOODYEAR TIRE & RUBBER 9.5 05/31/2025		08/10/2023	CREDIT AGRICOLE SECURITIES USA INC		221,143	216,000	218,783	217,027		(445)		(445)		216,582		4,561	4,561	14,478	05/31/2025
382550-BJ-9	GOODYEAR TIRE & RUBBER 5.25 04/30/2031		04/12/2023	VARIOUS		502,825	586,000	599,513	488,958	109,753	(199)		109,554		598,513		(95,688)	(95,688)	10,157	04/30/2031
384109-C*-3	GRACO INC 5.35 07/26/26 Private		07/12/2023	ISSUER		3,078,225	3,050,000	3,050,000	3,050,032		(454)		(454)		3,049,578		422	422	123,864	07/26/2026
384311-AA-4	GRAFTECH FINANCE INC 4.625 12/15/2028		10/03/2023	VARIOUS		150,285	191,000	189,814	157,692	32,299	96		32,395		190,087		(39,802)	(39,802)	5,479	12/15/2028
38431A-AA-4	GRAFTECH GLOBAL ENTERPR 9.875 12/15/2028		11/03/2023	VARIOUS		141,728	165,000	160,802			372		372		161,174		(19,446)	(19,446)	5,702	12/15/2028
38869A-AB-3	GRAPHIC PACKAGING INTERN 3.5 03/15/2028		01/23/2023	FENNER & SMITH INC		6,326	7,000	7,000	6,119		887		888		7,007		(680)	(680)	88	03/15/2028
38869A-AC-1	GRAPHIC PACKAGING INTERN 3.5 03/01/2029		01/31/2023	VARIOUS		104,916	119,000	118,441	102,035	16,500	13		16,513		118,548		(13,631)	(13,631)	1,699	03/01/2029
398905-AN-9	GROUP 1 AUTOMOTIVE INC 4 08/15/2028		02/13/2023	VARIOUS		34,946	40,000	40,000	34,008	6,019	5		6,024		40,031		(5,085)	(5,085)	796	08/15/2028
40139L-AF-0	GUARDIAN LIFE GLOB FUND 2.9 05/06/2024		01/04/2023	ZIBB (ZBF)		199,537	205,000	205,399	205,121		15		15		205,136		(5,599)	(5,599)	991	05/06/2024
404119-BR-9	HCA INC 5.375 02/01/2025		11/21/2023	FENNER & SMITH INC		158,779	160,000	160,128			(59)		(59)		160,069		(1,290)	(1,290)	6,999	02/01/2025
404119-BS-7	HCA INC 5.875 02/15/2026		12/04/2023	BARCLAYS CAPITAL INC MORGAN STANLEY & CO LLC		3,009	3,000	3,330	3,151		(51)		(51)		3,100		(90)	(90)	231	02/15/2026
404121-AH-8	HCA INC 5.375 09/01/2026		12/04/2023	Bank of America Merrill Lynch		128,573	129,000	144,268	138,224		(2,606)		(2,606)		135,618		(7,045)	(7,045)	8,764	09/01/2026
404121-AJ-4	HCA INC 5.625 09/01/2028		12/04/2023	JP MORGAN SECURITIES		1,216,353	1,211,000	1,410,785	1,365,931		(25,978)		(25,978)		1,339,954		(123,601)	(123,601)	86,095	09/01/2028
404280-BA-6	HSBC HOLDINGS PLC 3.6 05/25/2023	D	01/06/2023	MORGAN STANLEY & CO LLC		2,163,886	2,175,000	2,174,195	2,174,775		209		209		2,174,984		(11,098)	(11,098)	9,788	05/25/2023
404280-BS-7	HSBC HOLDINGS PLC VAR 05/18/2024	D	01/06/2023	MORGAN STANLEY & CO LLC		4,964,000	5,000,000	4,960,850	4,988,548		102		102		4,988,650		(24,650)	(24,650)	28,528	05/18/2024
40439H-AA-7	HINTT 2020-A A 1.39 10/09/2039 ABS		12/09/2023	MBS PAYDOWN		515,746	515,746	515,667	515,776		(30)		(30)		515,746				4,092	10/09/2039
40440Y-AC-3	HPEFS 2021-1A A3 0.32 03/20/2031 ABS		06/20/2023	MBS PAYDOWN		2,232,049	2,232,049	2,232,014	2,232,060		(11)		(11)		2,232,049				1,824	03/20/2031
40481*-AA-2	HENRY FORD HEALTH SYSTEM 3.39 02/15/2051 Private		12/15/2023	SINKING FUND REDEMPTION		18,173	18,173	18,173	18,173						18,173				357	02/15/2051
40624@-AY-6	Hallmark Cards, Inc. 3.94% 09/26/2026 Private		09/26/2023	SINKING FUND REDEMPTION		3,780,000	3,780,000	3,780,000	3,756,933		23,067		23,067		3,780,000				74,466	09/26/2026
40624@-BA-7	Hallmark Cards Inc. 4.92 11/02/2030 Private		11/09/2023	SINKING FUND REDEMPTION		2,000,000	2,000,000	2,000,000	1,995,123		4,877		4,877		2,000,000				98,400	11/02/2030
410345-AL-6	HANESBRANDS INC 4.875 05/15/2026		10/31/2023	VARIOUS		10,106	11,000	10,340			99		99		10,439		(333)	(333)	517	05/15/2026
411618-AB-7	HARBOUR ENERGY PLC 5.5 10/15/2026	D	09/25/2023	HSBC SECURITIES USA INC		187,240	200,000	200,000	178,572	21,649	(48)		21,601		200,173		(12,933)	(12,933)	10,450	10/15/2026

E14.26

ANNUAL STATEMENT FOR THE YEAR 2023 OF THE ZURICH AMERICAN INSURANCE COMPANY

SCHEDULE D - PART 4

Showing All Long-Term Bonds and Stocks SOLD, REDEEMED or Otherwise DISPOSED OF During Current Year

1	2	3	4	5	6	7	8	9	10	Change In Book/Adjusted Carrying Value					16	17	18	19	20	21
										11	12	13	14	15						
CUSIP Identification	Description	Foreign	Disposal Date	Name of Purchaser	Number of Shares of Stock	Consideration	Par Value	Actual Cost	Prior Year Book/ Adjusted Carrying Value	Unrealized Valuation Increase/ (Decrease)	Current Year's (Amortization)/ Accretion	Current Year's Other-Than-Temporary Impairment Recognized	Total Change in Book/ Adjusted Carrying Value (11+12-13)	Total Foreign Exchange Change in Book/ Adjusted Carrying Value	Book/ Adjusted Carrying Value at Disposal Date	Foreign Exchange Gain (Loss) on Disposal	Realized Gain (Loss) on Disposal	Total Gain (Loss) on Disposal	Bond Interest/ Stock Dividends Received During Year	Stated Contractual Maturity Date
417558-AA-1	HARVEST MIDSTREAM LP 7.5 09/01/2028		09/25/2023	Citigroup Global Markets Inc.		63,951	66,000	71,431	63,329	6,004	(3,263)		2,741		66,070		(2,119)	(2,119)	5,308	09/01/2028
419776-AA-9	HAWAII PACIFIC HEALTH 3.81 9/12/2042 Private		09/12/2023	SINKING FUND REDEMPTION		304,394	304,394	304,394	304,381		13		13		304,394				11,597	09/12/2042
419776-AB-7	HAWAII PACIFIC HEALTHCARE 3.25 03/12/2043 Private		09/12/2023	SINKING FUND REDEMPTION		206,745	206,745	206,745	206,737		8		8		206,745				6,719	03/12/2043
42226A-AA-5	HEALTHEQUITY INC 4.5 10/01/2029		09/18/2023	MERRILL LYNCH PIERCE FENNER & SMITH INC		112,513	128,000	112,640	113,620		1,268		1,268		114,888		(2,375)	(2,375)	5,584	10/01/2029
42280#-AJ-8	HEICO HOLDINGS INC 3.19 12/08/2031 Private		12/08/2023	SINKING FUND REDEMPTION		312,000	312,000	312,000	311,956		44		44		312,000				9,953	12/08/2031
42704L-AA-2	HERC HOLDINGS INC 5.5 07/15/2027		09/18/2023	MERRILL LYNCH PIERCE FENNER & SMITH INC		113,577	119,000	119,000	110,944	8,163	(21)		8,142		119,085		(5,508)	(5,508)	7,727	07/15/2027
428102-AE-7	HESS MIDSTREAM OPERATION 4.25 02/15/2030		09/25/2023	Citigroup Global Markets Inc.		150,666	177,000	177,000	151,785	25,231	10		25,241		177,026		(26,360)	(26,360)	8,400	02/15/2030
42824C-BG-3	HP ENTERPRISE CO 4.45 10/02/2023		03/09/2023	MARKETAXESS CORP		595,824	600,000	599,736	599,707		88		88		599,795		(3,971)	(3,971)	11,941	10/02/2023
431318-AZ-7	HILCORP ENERGY I/HILCORP 6.25 04/15/2032		03/23/2023	VARIOUS		6,345	7,000	6,265	6,014	282	14		276		6,290		55	55	194	04/15/2032
432833-AF-8	HILTON DOMESTIC OPERATI 4.875 01/15/2030		09/18/2023	VARIOUS		389,796	420,000	381,213	381,074	1,766	2,719		4,485		385,559		4,236	4,236	22,332	01/15/2030
432833-AH-4	HILTON DOMESTIC OPERATI 5.75 05/01/2028		09/18/2023	DEUTSCHE BANK SECURITIES INC		79,178	81,000	82,531	78,807	2,960	(218)		2,742		81,550		(2,371)	(2,371)	4,127	05/01/2028
432833-AL-5	HILTON DOMESTIC OPERATI 4 05/01/2031		02/13/2023	VARIOUS		54,553	63,000	63,300	52,340	10,961	2		10,963		63,303		(8,751)	(8,751)	708	05/01/2031
432833-AN-1	HILTON DOMESTIC OPERATI 3.625 02/15/2032		08/21/2023	Citigroup Global Markets Inc.		8,993	11,000	8,855	8,703	231	111		342		9,045		(53)	(53)	408	02/15/2032
43284B-AA-0	HGVT 2018-AA A 3.54 02/25/2032 ABS		12/25/2023	MBS PAYDOWN		141,278	141,278	141,274	141,294		(16)		(16)		141,278				2,571	02/25/2032
432891-AK-5	HILTON WORLDWIDE FIN LL 4.875 04/01/2027		04/13/2023	WELLS FARGO SECURITIES LLC		286,375	290,000	302,325	276,326	18,014	(921)		17,093		293,420		(7,045)	(7,045)	7,697	04/01/2027
432917-AA-0	HGVT 2023-1A A 5.72 01/25/2038 ABS		12/25/2023	MBS PAYDOWN		223,642	223,642	223,591	223,591		266		266		223,642				3,222	01/25/2038
437076-CB-6	HOME DEPOT INC 2.7 04/15/2030		11/17/2023	MARKETAXESS CORP		361,780	415,000	461,036	450,860		(4,263)		(4,263)		446,597		(84,816)	(84,816)	12,326	04/15/2030
43732V-AT-3	HPA 2021-2 A 1.901 12/17/2026 ABS		12/02/2023	MBS PAYDOWN		290,987	290,987	290,980	291,009		(23)		(23)		290,987				2,924	12/17/2026
43789K-AA-0	HOF 2022-1 A 5.082 07/25/2067 WHOLE LOAN		12/01/2023	MBS PAYDOWN		36,144	36,144	35,769	36,110		34		34		36,144				997	07/25/2067
43815B-AD-2	HAROT 2022-1 A4 2.04 12/15/2028 ABS		02/22/2023	BNP PARIBAS SECURITIES CORP		3,723,594	4,000,000	3,999,074	4,000,446		(33)		(33)		4,000,413		(276,819)	(276,819)	15,640	12/15/2028
438516-BZ-8	HONEYWELL INTERNATIONAL 1.95 06/01/2030		11/28/2023	MERRILL LYNCH PIERCE FENNER & SMITH INC		246,201	295,000	261,429	262,801		3,516		3,516		266,318		(20,116)	(20,116)	5,737	06/01/2030
438516-CJ-3	HONEYWELL INTERNATIONAL 4.95 02/15/2028		09/13/2023	Bank of America Merrill Lynch		150,678	150,000	154,004	153,923		(492)		(492)		153,431		(2,753)	(2,753)	6,456	02/15/2028
438516-CK-0	HONEYWELL INTERNATIONAL 5 02/15/2033		11/28/2023	MORGAN STANLEY & CO LLC		500,180	500,000	495,090	495,320		350		350		495,670		4,510	4,510	26,944	02/15/2033
44267D-AD-9	HOWARD HUGHES CORP 5.375 08/01/2028		04/12/2023	Citigroup Global Markets Inc.		153,874	170,000	180,676	153,063	23,101	(752)		22,349		175,413		(21,539)	(21,539)	6,406	08/01/2028
44267D-AE-7	HOWARD HUGHES CORP 4.125 02/01/2029		04/11/2023	MARKETAXESS CORP		142,780	171,000	171,000	143,045	28,084	1		28,085		171,130		(28,350)	(28,350)	4,938	02/01/2029
444859-BF-8	HUMANA INC 3.95 03/15/2027		11/27/2023	MORGAN STANLEY & CO LLC		411,583	430,000	487,341	472,666		(9,552)		(9,552)		463,114		(51,531)	(51,531)	20,476	03/15/2027
44644A-AE-7	HUNTINGTON NATIONAL BANK 3.55 10/06/2023		01/27/2023	PERSHING LLC		3,299,797	3,330,000	3,322,674	3,328,716		415		415		3,329,131		(29,334)	(29,334)	37,763	10/06/2023
44974A-AS-6	IMTT 2017-APTS AFX 3.478 06/15/2034 CMBS		11/14/2023	DEUTSCHE BANK SECURITIES INC		3,685,648	3,780,000	3,893,184	3,804,954		(15,434)		(15,434)		3,789,520		(103,873)	(103,873)	125,991	06/15/2034
44988M-AC-9	IRB HOLDING CORP 7 06/15/2025		06/21/2023	PERSHING LLC		60,150	60,000	64,827	59,837	1,714	(515)		1,199		61,036		(886)	(886)	2,193	06/15/2025
449934-AD-0	IQVIA INC 5 10/15/2026		09/18/2023	MERRILL LYNCH PIERCE FENNER & SMITH INC		192,184	200,000	206,203	191,692	10,972	(1,024)		9,948		201,640		(9,456)	(9,456)	9,306	10/15/2026
45174H-BE-6	IHEARTCOMMUNICATIONS INC 5.25 08/15/2027		01/10/2023	Mitsubishi UFJ Securities Intern. PLC		462,800	520,000	538,558	440,164	89,329	(79)		89,250		529,415		(66,615)	(66,615)	11,148	08/15/2027
45174H-BG-1	IHEARTCOMMUNICATIONS INC 4.75 01/15/2028		04/11/2023	BARCLAYS CAPITAL INC		450,300	570,000	487,381	463,598	25,464	3,671		29,135		492,734		(42,434)	(42,434)	20,156	01/15/2028
452308-AX-7	ILLINOIS TOOL WORKS INC 2.65 11/15/2026		11/28/2023	PERSHING LLC		165,291	175,000	188,311	184,832		(2,428)		(2,428)		182,404		(17,113)	(17,113)	4,831	11/15/2026
45258L-AA-5	INOLA MERGER CORP 4.75 05/15/2029		11/14/2023	VARIOUS		241,545	274,000	283,586	237,405	43,192	(808)		42,384		279,789		(38,244)	(38,244)	7,688	05/15/2029

E14.27

ANNUAL STATEMENT FOR THE YEAR 2023 OF THE ZURICH AMERICAN INSURANCE COMPANY

SCHEDULE D - PART 4

Showing All Long-Term Bonds and Stocks SOLD, REDEEMED or Otherwise DISPOSED OF During Current Year

1	2	3	4	5	6	7	8	9	10	Change In Book/Adjusted Carrying Value					16	17	18	19	20	21
										11	12	13	14	15						
CUSIP Identification	Description	Foreign	Disposal Date	Name of Purchaser	Number of Shares of Stock	Consideration	Par Value	Actual Cost	Prior Year Book/ Adjusted Carrying Value	Unrealized Valuation Increase/ (Decrease)	Current Year's (Amortization)/ Accretion	Current Year's Other-Than-Temporary Impairment Recognized	Total Change in Book/ Adjusted Carrying Value (11+12-13)	Total Foreign Exchange Change in Book/ Adjusted Carrying Value	Book/ Adjusted Carrying Value at Disposal Date	Foreign Exchange Gain (Loss) on Disposal	Realized Gain (Loss) on Disposal	Total Gain (Loss) on Disposal	Bond Interest/ Stock Dividends Received During Year	Stated Contractual Maturity Date
452761-AA-7	IMPLR 2021-N 1.073 09/25/2056 WHOLE LOAN		12/01/2023	MBS PAYDOWN		188,070	188,070	188,067	188,069						188,070				1,216	09/25/2056
45344L-AA-1	CRESCENT ENERGY FINANCE 7.25 05/01/2026		09/18/2023	MERRILL LYNCH PIERCE FENNER & SMITH INC		158,622	161,000	164,019	152,915	9,940	(518)		9,422		162,336		(3,714)	(3,714)	10,343	05/01/2026
45378Y-AA-2	IPT 2018-INDP A 3.763 07/10/2035 CMBS		06/15/2023	MERRILL LYNCH PIERCE FENNER & SMITH INC		4,971,073	5,310,000	5,306,229	5,308,179		217		217		5,308,396		(337,323)	(337,323)	110,453	07/10/2035
45660N-VH-5	RAST 2003-A11 5.75 11/25/2033 WHOLE LOAN		12/01/2023	MBS PAYDOWN		68,912	68,912	68,912	69,368		(69)	471	(540)		68,828		84	84	1,885	11/25/2033
45661K-AD-2	INDX 2006-AR11 FLT 06/25/2036 WHOLE LOAN		12/01/2023	MBS PAYDOWN		310,235	309,506	309,506	197,849						197,849		112,385	112,385	5,681	06/25/2036
45674G-AA-2	INEOS QUATTRO FINANCE 2 3.375 01/15/2026	D	11/14/2023	VARIOUS		190,000	200,000	200,200	180,924	19,190	(52)		19,138		200,062		(10,062)	(10,062)	8,981	01/15/2026
456837-BB-8	ING GROEP NV VAR 03/28/2028	D	11/27/2023	VARIOUS		546,090	580,000	523,241	524,453		8,362		8,362		532,815		13,275	13,275	27,068	03/28/2028
45686F-AV-6	INTERCONTINENTALEXCHANGE 4.35 06/15/2029		11/17/2023	FISERV INC		495,544	520,000	520,660	520,560		(28)		(28)		520,533		(24,988)	(24,988)	21,112	06/15/2029
46284V-AC-5	IRON MOUNTAIN INC 4.875 09/15/2027		02/27/2023	MERRILL LYNCH PIERCE FENNER & SMITH INC		52,658	57,000	59,118	52,490	5,759	(62)		5,697		58,186		(5,529)	(5,529)	1,270	09/15/2027
46284V-AG-6	IRON MOUNTAIN INC 5 07/15/2028		06/12/2023	VARIOUS		24,840	27,000	23,723	23,830		208		208		24,037		803	803	1,226	07/15/2028
46284V-AJ-0	IRON MOUNTAIN INC 5.25 07/15/2030		06/21/2023	VARIOUS		154,960	171,000	177,795	148,505	27,478	(311)		27,167		175,673		(20,713)	(20,713)	7,764	07/15/2030
46284V-AN-1	IRON MOUNTAIN INC 4.5 02/15/2031		06/08/2023	VARIOUS		345,199	402,000	367,741	330,549	38,760	1,369		40,129		370,678		(25,478)	(25,478)	14,440	02/15/2031
46284V-AP-6	IRON MOUNTAIN INC 7 02/15/2029		09/18/2023	VARIOUS		45,527	46,000	45,885							45,885		(358)	(358)	1,118	02/15/2029
46285M-AA-8	IRON MOUNTAIN INFO MGMT 5 07/15/2032		05/10/2023	MERRILL LYNCH PIERCE FENNER & SMITH INC		33,203	38,000	38,000	31,707	6,353	4		6,357		38,065		(4,862)	(4,862)	934	07/15/2032
46361T-AC-6	ICOT 2013-IRV A2 3.1731 05/15/2048 CMBS		05/10/2023	MATURITY		5,000,000	5,000,000	4,923,828	4,999,544		456		456		5,000,000				66,551	05/15/2048
465685-AP-0	ITC HOLDINGS CORP 3.35 11/15/2027		11/17/2023	Bank of America Merrill Lynch		166,196	180,000	179,878	179,949		24		24		179,973		(13,777)	(13,777)	6,131	11/15/2027
46590K-AF-1	JPMCC 2015-JP1 AS 3.7326 01/15/2049 CMBS		12/01/2023	MBS PAYDOWN		630,215	630,215	649,119	631,486		(1,271)		(1,271)		630,215				12,710	01/15/2049
46590R-AD-1	JPMCC 2016-JP3 A4 2.6265 08/15/2049 CMBS		10/01/2023	MBS PAYDOWN		610,086	610,086	569,143	607,191		2,895		2,895		610,086				9,093	08/15/2049
46591T-BB-9	JPMIT 2020-2 A FLT 07/25/2050 WHOLE LOAN		12/25/2023	MBS PAYDOWN		33,724	33,724	33,723	33,724						33,724				999	07/25/2050
46591X-AC-9	JPMIT 2020-7 A3 3 01/25/2051 WHOLE LOAN		12/01/2023	MBS PAYDOWN		29,741	29,741	30,643	29,777		(36)		(36)		29,741				439	01/25/2051
46592E-AC-0	JPMIT 2021-1 A 2.5 06/25/2051 WHOLE LOAN		12/01/2023	MBS PAYDOWN		53,195	53,195	55,356	53,272		(77)		(77)		53,195				709	06/25/2051
46592E-AD-8	JPMIT 2021-1 A3A 2 06/25/2051 WHOLE LOAN		12/01/2023	MBS PAYDOWN		40,375	40,375	41,397	40,412		(37)		(37)		40,375				431	06/25/2051
46592E-BC-9	JPMIT 2021-1 A FLT 06/25/2051 WHOLE LOAN		12/25/2023	MBS PAYDOWN		109,337	109,337	109,336	109,338		(1)		(1)		109,337				3,084	06/25/2051
46592K-BC-5	JPMIT 2021-3 A FLT 07/25/2051 WHOLE LOAN		12/25/2023	MBS PAYDOWN		110,996	110,996	110,995	110,996						110,996				3,133	07/25/2051
466247-AS-2	JPMIT 2003-A2 FLT 11/25/2033 WHOLE LOAN		12/01/2023	MBS PAYDOWN		9,027	9,027	8,640	9,027						9,027				207	11/25/2033
46625H-JX-9	JPMORGAN CHASE & CO 3.625 05/13/2024		07/19/2023	VARIOUS		11,806,300	12,000,000	12,148,410	12,042,353		(16,340)		(16,340)		12,026,013		(219,713)	(219,713)	299,264	05/13/2024
466330-AA-5	JPMCC 2021-MHC A FLT 04/15/2038 CMBS		03/10/2023	SECURITIES INC.		185,613	188,979	188,979	189,117		(101)		(101)		189,017		(3,403)	(3,403)	2,452	04/15/2038
46641B-AD-5	JPMCC 2013-C16 A4 4.1664 12/15/2046 CMBS		10/01/2023	MBS PAYDOWN		7,165,000	7,165,000	7,720,847	7,216,275		(51,275)		(51,275)		7,165,000				193,748	12/15/2046
46641Y-AA-1	JPMIT 2014-2 1A1 3 06/25/2029 WHOLE LOAN		12/01/2023	MBS PAYDOWN		140,530	140,530	138,510	140,272		258		258		140,530				2,024	06/25/2029
46642E-AX-4	JPMBB 2014-C21 A4 3.4927 08/15/2047 CMBS		11/01/2023	MBS PAYDOWN		658,185	658,185	664,765	659,223		(1,039)		(1,039)		658,185				21,073	08/15/2047
46642N-BC-9	JPMBB 2014-C22 A3 3.5379 09/15/2047 CMBS		10/01/2023	MBS PAYDOWN		2,263,151	2,263,151	2,285,771	2,265,356		(2,205)		(2,205)		2,263,151				59,665	09/15/2047
46643T-BA-9	JPMBB 2014-C26 A3 3.2312 01/15/2048 CMBS		10/01/2023	MBS PAYDOWN		251,707	251,707	256,333	252,090		(383)		(383)		251,707				4,942	01/15/2048
46644F-AC-5	JPMBB 2015-C28 A3 2.9124 10/15/2048 CMBS		11/01/2023	MBS PAYDOWN		1,976,369	1,976,369	1,976,355	1,976,346		23		23		1,976,369				25,992	10/15/2048
46645L-AX-5	JPMBB 2016-C1 A4 3.3106 03/17/2049 CMBS		04/01/2023	MBS PAYDOWN		2,228,911	2,228,911	2,222,642	2,228,362		548		548		2,228,911				24,597	03/17/2049
46645U-AU-1	JPMCC 2016-JP4 AS 3.4743 12/15/2049 CMBS		12/01/2023	MBS PAYDOWN		350,023	350,023	380,746	353,842		(3,818)		(3,818)		350,023				6,618	12/15/2049
46646R-AH-6	JPMDB 2016-C4 A2 2.8822 12/15/2049 CMBS		09/01/2023	MBS PAYDOWN		636,797	636,797	630,479	636,270		527		527		636,797				11,558	12/15/2049
46647P-AU-0	JPMORGAN CHASE & CO VAR 07/23/2024		02/21/2023	VARIOUS		8,935,538	9,000,000	8,978,490	8,992,722		1,442		1,442		8,994,164		(58,627)	(58,627)	195,915	07/23/2024
46647P-BD-7	JPMORGAN CHASE & CO VAR 05/06/2030		12/06/2023	JP MORGAN SECURITIES LLC		4,155,165	4,500,000	3,932,730	3,947,730		58,499		58,499		4,006,229		148,936	148,936	181,398	05/06/2030
46647P-CH-7	JPMORGAN CHASE & CO VAR 06/01/2025		10/16/2023	JP MORGAN SECURITIES LLC		2,891,760	3,000,000	3,000,000	3,000,083		(95)		(95)		2,999,988		(108,228)	(108,228)	21,767	06/01/2025
46647P-DK-9	JPMORGAN CHASE & CO VAR 09/14/2033		05/18/2023	MORGAN STANLEY & CO LLC		3,027,960	3,000,000	3,000,000	3,002,437		391		391		3,002,828		25,132	25,132	118,151	09/14/2033
46647S-BY-5	JPMIT 2017-3 2 2.5 08/25/2047 WHOLE LOAN		12/01/2023	MBS PAYDOWN		13,623	13,623	13,708	13,627		(4)		(4)		13,623				194	08/25/2047

ANNUAL STATEMENT FOR THE YEAR 2023 OF THE ZURICH AMERICAN INSURANCE COMPANY

SCHEDULE D - PART 4

Showing All Long-Term Bonds and Stocks SOLD, REDEEMED or Otherwise DISPOSED OF During Current Year

1	2	3	4	5	6	7	8	9	10	Change In Book/Adjusted Carrying Value					16	17	18	19	20	21
										11	12	13	14	15						
CUSIP Identification	Description	Foreign	Disposal Date	Name of Purchaser	Number of Shares of Stock	Consideration	Par Value	Actual Cost	Prior Year Book/ Adjusted Carrying Value	Unrealized Valuation Increase/ (Decrease)	Current Year's (Amortization)/ Accretion	Current Year's Other-Than-Temporary Impairment Recognized	Total Change in Book/ Adjusted Carrying Value (11+12-13)	Total Foreign Exchange Change in Book/ Adjusted Carrying Value	Book/ Adjusted Carrying Value at Disposal Date	Foreign Exchange Gain (Loss) on Disposal	Realized Gain (Loss) on Disposal	Total Gain (Loss) on Disposal	Bond Interest/ Stock Dividends Received During Year	Stated Contractual Maturity Date
46652D-AA-3	JPMCC 2020-MKST A FLT 12/15/2036 CMBS		02/22/2023	JP MORGAN SECURITIES LLC		1,320,938	1,500,000	1,500,000	1,500,466		37		37		1,500,502		(179,565)	(179,565)	15,572	12/15/2036
46652F-AD-2	JPMIT 2020-4 A 2.5 11/25/2050 WHOLE LOAN		12/01/2023	MBS PAYDOWN		7,871	7,871	8,025	7,877		(5)		(5)		7,871				98	11/25/2050
46652V-AC-9	JPMIT 2021-4 A 2.5 08/25/2051 WHOLE LOAN		12/01/2023	MBS PAYDOWN		75,843	75,843	77,016	75,875		(32)		(32)		75,843				1,031	08/25/2051
46652V-AE-5	JPMIT 2021-4 A3B 2 08/25/2051 WHOLE LOAN		12/01/2023	MBS PAYDOWN		102,515	102,515	101,858	102,497		18		18		102,515				1,115	08/25/2051
46652V-BD-6	JPMIT 2021-4 A FLT 08/25/2051 WHOLE LOAN		12/25/2023	MBS PAYDOWN		41,475	41,475	41,474	41,475						41,475				1,112	08/25/2051
46653J-AC-5	JPMIT 2020-5 A3 3 12/25/2050 WHOLE LOAN		12/01/2023	MBS PAYDOWN		26,269	26,269	27,089	26,302		(33)		(33)		26,269				437	12/25/2050
46653J-BC-4	JPMIT 2020-5 A FLT 12/25/2050 WHOLE LOAN		12/25/2023	MBS PAYDOWN		158,122	158,122	158,119	158,122		(1)		(1)		158,122				5,165	12/25/2050
46653J-BK-6	JPMIT 2020-5 A13 3 12/25/2050 WHOLE LOAN		12/01/2023	MBS PAYDOWN		32,564	32,564	33,582	32,605		(41)		(41)		32,564				541	12/25/2050
46653P-BC-0	JPMIT 2021-6 A FLT 10/25/2051 WHOLE LOAN		01/04/2023	JP MORGAN SECURITIES LLC		2,776,879	3,070,495	3,070,465	3,070,444		(2)		(2)		3,070,442		(293,564)	(293,564)	4,311	10/25/2051
46653Q-AC-9	JPMIT 2021-14 2.5 05/25/2052 WHOLE LOAN		12/01/2023	MBS PAYDOWN		232,077	232,077	230,881	232,030		47		47		232,077				3,257	05/25/2052
46654C-AE-5	JPMIT 2021-INV 2.5 02/25/2052 WHOLE LOAN		12/01/2023	MBS PAYDOWN		101,920	101,920	102,700	101,949		(29)		(29)		101,920				1,473	02/25/2052
46654E-AA-9	JPMCC 2021-NVAH A FLT 06/15/2038 CMBS		03/15/2023	Memorial Hermann Health System 3.51 SINKING FUND REDEMPTION		580,242	600,000	598,500	600,010		65		65		600,075		(19,833)	(19,833)	7,997	06/15/2038
46674E-AA-4	12/15/2043 Private		12/15/2023			266,700	266,700	272,034	8,321,946	(8,069,902)	14,656		(8,055,246)		266,700				5,098	12/15/2043
46849L-UX-7	JACKSON NATL LIFE GLOBAL 5.5 01/09/2026		11/17/2023	GOLDMAN SACHS & CO LLC		275,820	280,000	279,398			296		296		279,694		(3,875)	(3,875)	13,347	01/09/2026
475795-AC-4	JELD-WEN INC 4.625 12/15/2025		08/03/2023	VARIOUS		282,000	282,000	287,625	230,570	45,524	25		45,549		281,879		121	121	8,260	12/15/2025
475795-AE-0	JELD-WEN INC 6.25 05/15/2025		08/03/2023	SECURITY CALLED BY ISSUER SINKING FUND REDEMPTION		250,861	247,000	247,276	235,428	11,627	(108)		11,519		246,946		54	54	14,924	05/15/2025
478045-AA-5	JOHN SEVIER COMB CYCLE 4.626 01/15/2042		07/15/2023	SINKING FUND REDEMPTION		204,676	204,676	204,676	204,646		30		30		204,676				2,394	01/15/2042
48121E-AD-3	JRD Holdings LLC 4.13 03/27/24 Private		03/27/2023			1,072,500	1,072,500	1,072,500	1,072,508		(8)		(8)		1,072,500				22,147	03/27/2024
48250N-AC-9	KFC HLD/PIZZA HUT/TACO 4.75 06/01/2027		12/04/2023	VARIOUS		451,229	468,000	458,335	452,448	9,490	956		10,446		462,893		(11,665)	(11,665)	20,100	06/01/2027
483007-AJ-9	KAISER ALUMINUM CORP 4.625 03/01/2028		09/18/2023	VARIOUS		375,076	430,000	423,446	376,972	44,698	815		45,513		422,485		(47,409)	(47,409)	12,264	03/01/2028
483007-AK-6	KAISER ALUMINUM CORP 6.5 05/01/2025		09/27/2023	Post Sale Income															1	05/01/2025
483007-AL-4	KAISER ALUMINUM CORP 4.5 06/01/2031		12/04/2023	VARIOUS		144,476	178,000	175,437	143,009	32,575	217		32,792		175,801		(31,324)	(31,324)	7,428	06/01/2031
484915-AA-1	KANSAS GAS SVC SEC I LL 5.486 08/01/2032		08/22/2023	VARIOUS SINKING FUND REDEMPTION		4,281,505	4,298,000	4,297,118	4,301,198		1,103		1,103		4,302,301		(20,796)	(20,796)	179,842	08/01/2034
49071*-AA-9	Kent Corporation 3.91 12/15/2029 PRIVATE		12/15/2023			1,875,000	1,875,000	1,875,000	1,874,980		20		20		1,875,000				73,313	12/15/2029
49245P-AA-4	KERRY GROUP FIN SERVICES 3.2 04/09/2023		04/11/2023	MATURITY		2,892,000	2,892,000	2,882,427	2,891,126		874		874		2,892,000				46,272	04/09/2023
49326E-EG-4	KEYCORP 4.1 04/30/2028		02/06/2023	EQUITA SIM SPA		3,326,414	3,430,000	3,282,441	3,284,035		2,364		2,364		3,286,399		40,015	40,015	38,283	04/30/2028
49327M-3H-5	KEY BANK NA 5 01/26/2033		11/27/2023	VARIOUS		660,101	755,000	751,535			174		174		751,709		(91,608)	(91,608)	31,447	01/26/2033
49456B-AF-8	KINDER MORGAN INC 4.3 06/01/2025		09/05/2023	GOLDMAN SACHS & CO LLC		4,852,047	4,968,000	4,983,003	4,970,727		(789)		(789)		4,969,938		(117,891)	(117,891)	163,778	06/01/2025
49456B-AV-3	KINDER MORGAN INC 4.8 02/01/2033		04/17/2023	BARCLAYS CAPITAL SECURITIES INC.		340,159	354,000	320,869	321,175		744		744		321,920		18,239	18,239	12,083	02/01/2033
49461M-AA-8	KINETIK HOLDINGS LP 5.875 06/15/2030		09/28/2023	VARIOUS		287,668	304,000	303,188	284,894	18,600	61		18,661		303,554		(15,886)	(15,886)	11,947	06/15/2030
50067P-AA-7	KORN/FERRY INTERNATIONAL 4.625 12/15/2027		09/18/2023	BMO CAPITAL MARKETS CORP		225,761	244,000	244,000	223,933	20,063	(3)		20,060		243,993		(18,232)	(18,232)	8,620	12/15/2027
500769-JD-7	KFII 1.75 09/14/2029		12/07/2023	WELLS FARGO SECURITIES LLC		15,770,520	18,000,000	15,461,860	15,533,485		305,010		305,010		15,838,495		(67,975)	(67,975)	391,125	09/14/2029
501044-DQ-1	KROGER CO 1.7 01/15/2031		11/28/2023	DEUTSCHE BANK SECURITIES INC		174,924	225,000	224,485	224,629		48		48		224,677		(49,753)	(49,753)	5,259	01/15/2031
50116Y-AC-5	KCOT 2020-2A A3 0.59 10/15/2024 ABS		12/15/2023	MBS PAYDOWN		1,336,616	1,336,616	1,336,385	1,336,583		32		32		1,336,616				4,012	10/15/2024
501177-AC-5	KCOT 2021-1A A3 0.62 08/15/2025 ABS		12/15/2023	MBS PAYDOWN		1,027,575	1,027,575	1,027,365	1,027,553		22		22		1,027,575				4,320	08/15/2025
50152F-AP-2	KWIK TRIP INC 2.5 11/24/2032 Private		11/24/2023			530,933	530,933	530,933	530,929		4		4		530,933				8,322	11/24/2032
50168Q-AC-9	LABL INC 5.875 11/01/2028		04/06/2023	GOLDMAN SACHS & CO LLC		117,000	130,000	129,081	111,184	18,120	52		18,172		129,355		(12,355)	(12,355)	3,319	11/01/2028
501797-AR-5	BATH & BODY WORKS INC 7.5 06/15/2029		04/25/2023	GOLDMAN SACHS & CO LLC		335,775	330,000	373,056	325,103	30,999	(3,358)		27,641		352,744		(16,969)	(16,969)	9,075	06/15/2029

E14.29

ANNUAL STATEMENT FOR THE YEAR 2023 OF THE ZURICH AMERICAN INSURANCE COMPANY

SCHEDULE D - PART 4

Showing All Long-Term Bonds and Stocks SOLD, REDEEMED or Otherwise DISPOSED OF During Current Year

1	2	3	4	5	6	7	8	9	10	Change In Book/Adjusted Carrying Value					16	17	18	19	20	21
										11	12	13	14	15						
CUSIP Identification	Description	Foreign	Disposal Date	Name of Purchaser	Number of Shares of Stock	Consideration	Par Value	Actual Cost	Prior Year Book/ Adjusted Carrying Value	Unrealized Valuation Increase/ (Decrease)	Current Year's (Amortization)/ Accretion	Current Year's Other-Than-Temporary Impairment Recognized	Total Change in Book/ Adjusted Carrying Value (11+12-13)	Total Foreign Exchange Change in Book/ Adjusted Carrying Value	Book/ Adjusted Carrying Value at Disposal Date	Foreign Exchange Gain (Loss) on Disposal	Realized Gain (Loss) on Disposal	Total Gain (Loss) on Disposal	Bond Interest/ Stock Dividends Received During Year	Stated Contractual Maturity Date
501797-AU-8	BATH & BODY WORKS INC 9.375 07/01/2025		04/25/2023	UBS SECURITIES LLC		13,959	13,000	13,000	13,022		(3)		(3)		13,020		939	939	1,002	07/01/2025
50201D-AD-5	LOPR SR SECURED FIN DAC 5.125 07/15/2029	D	02/09/2023	BARCLAYS CAPITAL SECURITIES INC		1,034,573	1,179,000	1,210,068	986,564	214,657	(620)		214,037		1,200,601		(166,028)	(166,028)	34,570	07/15/2029
502175-C*-1	LTC Properties, Inc. 4.50% 09/03/2030		08/31/2023	SINKING FUND REDEMPTION				1,155,000	1,154,978		22		22		1,155,000				38,981	09/03/2030
50540R-AQ-5	LABORATORY CORP OF AMER 3.6 02/01/2025		11/28/2023	MARKETAXESS CORP		370,903	380,000	372,039	377,570		1,014		1,014		378,584		(7,681)	(7,681)	18,202	02/01/2025
51222*-AA-3	Lakeview Green Energy 7.16 10/01/29 Private		10/01/2023	SINKING FUND REDEMPTION		407,313	407,313	407,313	407,310		3		3		407,313				18,571	10/01/2029
513075-BT-7	LAMAR MEDIA CORP 4 02/15/2030		01/23/2023	GOLDMAN SACHS & CO LLC		103,820	116,000	116,000	101,309	14,783	10		14,793		116,101		(12,281)	(12,281)	516	02/15/2030
513272-AC-8	LAMB WESTON HLD 4.875 05/15/2028		09/18/2023	MORGAN STANLEY & CO LLC		260,355	278,000	272,245	262,639	8,948	729		9,677		272,316		(11,961)	(11,961)	11,482	05/15/2028
513272-AE-4	LAMB WESTON HLD 4.375 01/31/2032		05/02/2023	MERRILL LYNCH PIERCE FENNER & SMITH INC		32,760	36,000	33,390	31,432	2,164	112		2,276		33,709		(949)	(949)	1,199	01/31/2032
527298-BN-2	LEVEL 3 FINANCING INC 4.625 09/15/2027		02/15/2023	VARIOUS		161,650	210,000	216,888	175,253	38,310	(225)		38,085		213,338		(51,688)	(51,688)	4,096	09/15/2027
527298-BP-7	LEVEL 3 FINANCING INC 3.4 03/01/2027		07/10/2023	Citigroup Global Markets Inc.		54,880	64,000	55,945	54,220	2,496	822		3,318		57,539		(2,659)	(2,659)	1,880	03/01/2027
527298-BQ-5	LEVEL 3 FINANCING INC 3.875 11/15/2029		06/26/2023	VARIOUS		21,823	29,000	23,418	22,798	647	281		928		23,725		(1,903)	(1,903)	646	11/15/2029
527298-BR-3	LEVEL 3 FINANCING INC 4.25 07/01/2028		06/08/2023	VARIOUS		327,010	526,000	426,405	414,372	17,619	5,434		23,053		437,425		(110,415)	(110,415)	20,058	07/01/2028
527298-BS-1	LEVEL 3 FINANCING INC 3.625 01/15/2029		05/15/2023	VARIOUS		21,118	38,000	35,285	27,801	7,811	120		7,931		35,732		(14,614)	(14,614)	529	01/15/2029
527298-BT-9	LEVEL 3 FINANCING INC 3.75 07/15/2029		06/06/2023	VARIOUS		278,370	419,000	396,843	301,755	96,667	1,063		97,730		399,486		(121,116)	(121,116)	11,013	07/15/2029
53079E-BE-3	LIBERTY MUTUAL GROUP INC 4.25 06/15/2023		06/15/2023	MATURITY		420,000	420,000	444,247	422,880		(2,880)		(2,880)		420,000				8,925	06/15/2023
53218C-AA-8	LIFE 2021-BMR A FLT 03/15/2038 CMBS		03/10/2023	DEUTSCHE BANK SECURITIES INC		1,039,878	1,061,608	1,061,608	1,062,136		(629)		(629)		1,061,508		(21,630)	(21,630)	13,514	03/15/2038
536797-AG-8	LITHIA MOTORS INC 3.875 06/01/2029		10/16/2023	GOLDMAN SACHS & CO LLC		156,510	188,000	188,000	154,948	33,140	(7)		33,133		188,081		(31,571)	(31,571)	6,415	06/01/2029
538034-AR-0	LIVE NATION ENTERTAINMEN 4.75 10/15/2027		09/18/2023	MORGAN STANLEY & CO LLC		81,134	88,000	84,472	78,448	6,249	430		6,679		85,128		(3,993)	(3,993)	3,890	10/15/2027
538034-AX-7	LIVE NATION ENTERTAINMEN 3.75 01/15/2028		09/18/2023	MERRILL LYNCH PIERCE FENNER & SMITH INC		211,738	237,000	237,690	202,927	34,556	(65)		34,491		237,418		(25,680)	(25,680)	10,492	01/15/2028
538398-AD-6	Living spaces furniture LLC 3.32 07/29/2035		10/01/2023	SINKING FUND REDEMPTION		400,000	400,000	400,000	1,040,388	(640,396)	8		(640,388)		400,000				8,300	07/29/2035
539830-BH-1	LOCKHEED MARTIN CORP 3.55 01/15/2026		11/28/2023	PERSHING LLC		155,846	160,000	170,659	163,406		(1,073)		(1,073)		162,333		(6,486)	(6,486)	7,810	01/15/2026
54054*-AA-0	LOGAN BORROWER LLC 2.18 02/15/2025 PRIVATE		12/15/2023	SINKING FUND REDEMPTION		2,294,996	2,294,996	2,294,996	2,294,929		67		67		2,294,996				27,723	02/15/2025
54388*-AN-9	LORAM MAINTENANCE OF WAY, INC. 3.64 12/09/2027 PRIVATE		12/09/2023	SINKING FUND REDEMPTION		928,000	928,000	928,000	880,926	46,970	103		47,073		928,000				31,444	12/09/2027
548661-EK-9	LOWE'S COS INC 4.4 09/08/2025		06/06/2023	BARCLAYS CAPITAL SECURITIES INC		266,863	270,000	269,933	269,950		32		32		269,982		(3,119)	(3,119)	8,910	09/08/2025
549498-AM-1	LUCK STONE CORPORATION 3.99 01/20/2033		10/20/2023	SINKING FUND REDEMPTION		833,333	833,333	833,333	783,704	49,619	11		49,630		833,333				20,781	01/20/2033
550241-AA-1	LUMEN TECHNOLOGIES INC 5.375 06/15/2029		03/02/2023	MERRILL LYNCH PIERCE FENNER & SMITH INC		23,113	43,000	30,573	30,653		225		225		30,878		(7,765)	(7,765)	520	06/15/2029
552754-AA-1	MFRA 2020-NQ 1.479 03/25/2065 WHOLE LOAN		12/01/2023	MBS PAYDOWN		58,624	58,624	58,624	58,625		(1)		(1)		58,624				468	03/25/2065
55286E-AA-6	MFRA 2022-NQM 5.57 09/25/2067 WHOLE LOAN		12/01/2023	MBS PAYDOWN		238,660	238,660	237,360	238,495		165		165		238,660				7,204	09/25/2067
552953-CC-3	MGM RESORTS INTL 6 03/15/2023		03/15/2023	MATURITY		96,000	96,000	104,247	96,000		(682)		(682)		96,000				2,880	03/15/2023
553283-AD-4	MPH ACQUISITION HOLDINGS 5.5 09/01/2028		01/26/2023	VARIOUS		296,699	356,000	356,000	277,833	78,368	57		78,425		356,258		(59,559)	(59,559)	7,821	09/01/2028
55342U-AJ-3	MPT OPER PARTNERSP/FINL 4.625 08/01/2029		10/06/2023	VARIOUS		154,985	204,000	194,395	158,033	37,103	382		37,485		195,517		(40,533)	(40,533)	6,083	08/01/2029
55342U-AM-6	MPT OPER PARTNERSP/FINL 3.5 03/15/2031		09/29/2023	VARIOUS		249,881	367,000	320,978	252,485	68,827	2,528		71,355		323,840		(73,959)	(73,959)	9,823	03/15/2031
55354G-AH-3	MSCI INC 4 11/15/2029		01/31/2023	Citigroup Global Markets Inc.		33,670	37,000	37,000	32,343	4,659	(1)		4,658		37,002		(3,332)	(3,332)	317	11/15/2029
55354G-AK-6	MSCI INC 3.625 09/01/2030		07/24/2023	MORGAN STANLEY & CO LLC		170,733	195,000	199,122	162,462	35,708	(193)		35,515		197,977		(27,243)	(27,243)	5,025	09/01/2030
55354G-AL-4	MSCI INC 3.875 02/15/2031		07/24/2023	VARIOUS		230,678	262,000	264,275	218,120	45,787	(162)		45,625		263,745		(33,067)	(33,067)	6,627	02/15/2031
55354G-AM-2	MSCI INC 3.625 11/01/2031		01/25/2023	VARIOUS		164,566	192,000	192,000	159,759	32,434	16		32,450		192,210		(27,645)	(27,645)	1,655	11/01/2031

E14.30

ANNUAL STATEMENT FOR THE YEAR 2023 OF THE ZURICH AMERICAN INSURANCE COMPANY

SCHEDULE D - PART 4

Showing All Long-Term Bonds and Stocks SOLD, REDEEMED or Otherwise DISPOSED OF During Current Year

1	2	3	4	5	6	7	8	9	10	Change In Book/Adjusted Carrying Value					16	17	18	19	20	21
										11	12	13	14	15						
CUSIP Identification	Description	Foreign	Disposal Date	Name of Purchaser	Number of Shares of Stock	Consideration	Par Value	Actual Cost	Prior Year Book/ Adjusted Carrying Value	Unrealized Valuation Increase/ (Decrease)	Current Year's (Amortization)/ Accretion	Current Year's Other-Than-Temporary Impairment Recognized	Total Change in Book/ Adjusted Carrying Value (11+12-13)	Total Foreign Exchange Change in Book/ Adjusted Carrying Value	Book/ Adjusted Carrying Value at Disposal Date	Foreign Exchange Gain (Loss) on Disposal	Realized Gain (Loss) on Disposal	Total Gain (Loss) on Disposal	Bond Interest/ Stock Dividends Received During Year	Stated Contractual Maturity Date
55354G-AQ-3	MSCI INC 3.25 08/15/2033		09/14/2023	VARIOUS		24,797	31,000	31,653	23,931	7,630	(31)		7,599		31,529		(6,732)	(6,732)	896	08/15/2033
553896-AA-9	MVNOT 2017-1A A 2.42 12/20/2034 ABS		11/20/2023	VARIOUS		97,070	97,070	97,055	97,088		(9)		(9)		97,079		(9)	(9)	1,911	12/20/2034
55903V-AL-7	WARNERMEDIA HOLDINGS IN 4.279 03/15/2032		03/15/2023	JP MORGAN SECURITIES LLC		453,854	515,000	432,775	433,479		1,460		1,460		434,939		18,915	18,915	11,141	03/15/2032
56081*-AC-8	MLB FACILITY 3.61 12/10/2044 Private		12/10/2023	SINKING FUND REDEMPTION		97,818	97,818	97,818	97,816		1		1		97,818				2,656	12/10/2044
56501R-AC-0	MANULIFE FINANCIAL CORP 4.15 03/04/2026	A	04/26/2023	WELLS FARGO SECURITIES LLC		3,478,820	3,522,000	3,513,442	3,518,761		693		693		3,519,453		(40,633)	(40,633)	95,006	03/04/2026
57164P-AG-1	MARRIOTT OWNERSHIP RESO 6.125 09/15/2025		01/04/2023	SECURITY CALLED BY ISSUER		75,236	73,000	73,000	73,014		12		12		73,025		(25)	(25)	2,845	09/15/2025
57164P-AH-9	MARRIOTT OWNERSHIP RESOR 4.5 06/15/2029		12/04/2023	Bank of America Merrill Lynch		45,606	54,000	54,000	44,936	9,123	(10)		9,113		54,048		(8,442)	(8,442)	2,369	06/15/2029
573284-AT-3	MARTIN MARIETTA MATERIAL 3.5 12/15/2027		11/27/2023	Bank of America Merrill Lynch		218,853	235,000	234,413	234,830		50		50		234,880		(16,027)	(16,027)	7,859	12/15/2027
573874-AJ-3	MARVELL TECHNOLOGY INC 2.95 04/15/2031		06/01/2023	VARIOUS		116,083	138,000	107,675	108,055		959		959		109,014		7,070	7,070	2,273	04/15/2031
57629W-DL-1	MASSMUTUAL GLOBAL FUNDIN 5.05 12/07/2027		07/14/2023	PNC CAPITAL MARKETS LLC		3,009,180	3,000,000	2,998,680	3,001,038		212		212		3,001,251		7,929	7,929	93,004	12/07/2027
576323-AP-4	MASTEC INC 4.5 08/15/2028		08/15/2023	VARIOUS		112,595	122,000	122,000	122,087		(4)		(4)		122,083		(9,487)	(9,487)	5,287	08/15/2028
576339-CF-0	MCCT 2020-1A A 1.99 09/21/2024 ABS	A	03/21/2023	VARIOUS		11,479,082	11,500,000	11,629,296	11,511,000		(332)		(332)		11,510,669		(31,587)	(31,587)	42,702	09/21/2024
576433-UE-4	MARM 2004-13 2 FLT 04/21/2034 WHOLE LOAN		12/01/2023	MBS PAYDOWN		12,985	12,985	12,910	12,984		2		2		12,985				340	04/21/2034
576433-UM-4	MARM 2004-13 3 FLT 11/21/2034 WHOLE LOAN		12/01/2023	MBS PAYDOWN		59,928	59,928	56,538	59,929		(1)		(1)		59,928				1,581	11/21/2034
576434-VU-5	MALT 2004-10 1 4.5 09/25/2019 WHOLE LOAN		12/01/2023	MBS PAYDOWN		1,535	1,535	1,521	1,535						1,535				32	09/25/2019
576485-AE-6	MATADOR RESOURCES CO 5.875 09/15/2026		01/13/2023	MERRILL LYNCH PIERCE FENNER & SMITH INC		68,775	70,000	69,749	67,558	2,246	13		2,259		69,817		(1,042)	(1,042)	1,371	09/15/2026
57665R-AJ-5	MATCH GROUP HLD I LLC 5.625 02/15/2029		09/18/2023	MERRILL LYNCH PIERCE FENNER & SMITH INC		262,931	280,000	266,112	257,836	7,341	1,358		8,699		266,535		(3,603)	(3,603)	17,281	02/15/2029
577081-AW-2	MATTEL INC 5.45 11/01/2041		09/07/2023	VARIOUS		161,388	194,000	232,459	158,285	72,455	(885)		71,570		229,855		(68,467)	(68,467)	8,788	11/01/2041
577081-BF-8	MATTEL INC 3.75 04/01/2029		05/08/2023	VARIOUS		209,100	233,000	230,857	204,553	25,644	(85)		25,559		230,111		(21,011)	(21,011)	3,664	04/01/2029
57763R-AB-3	MAUSER PACKAGING SOLUT 7.875 08/15/2026		09/18/2023	VARIOUS		156,000	160,000	160,000	160,000		247		247		160,247		(4,247)	(4,247)	7,700	08/15/2026
58550N-AC-5	MELLO 2021-1W 2.5 12/25/2051 WHOLE LOAN		12/01/2023	MBS PAYDOWN		119,114	119,114	119,225	119,118		(5)		(5)		119,114				1,603	12/25/2051
58769J-AB-3	MERCEDES-BENZ FIN NA 5.375 11/26/2025		10/11/2023	BBVA SECURITIES INC		996,220	1,000,000	997,520	998,397		482		482		998,879		(2,659)	(2,659)	47,031	11/26/2025
58769T-AE-5	MBART 2019-1 A4 2.04 01/15/2026 ABS		09/15/2023	MBS PAYDOWN		749,195	749,195	749,136	749,173		22		22		749,195				7,443	01/15/2026
58770G-AC-4	MBALT 2021-A A3 0.25 01/16/2024 ABS		06/15/2023	MBS PAYDOWN		2,142,982	2,142,982	2,119,794	2,127,860		15,122		15,122		2,142,982				1,396	01/16/2024
58933Y-BC-8	MERCK & CO INC 1.7 06/10/2027		09/13/2023	HSBC SECURITIES USA INC		410,095	460,000	425,500	429,705		4,515		4,515		434,221		(24,126)	(24,126)	5,974	06/10/2027
59001A-AY-8	MERITAGE HOMES CORP 6 06/01/2025		09/15/2023	SECURITY CALLED BY ISSUER		118,690	118,000	119,180	117,163	1,114	(90)		1,024		118,188		(188)	(188)	6,275	06/01/2025
59166B-AA-9	MST 2017-1A A 3 04/25/2055 WHOLE LOAN		12/01/2023	MBS PAYDOWN		43,057	43,057	43,504	43,087		(30)		(30)		43,057				692	04/25/2055
59166D-AA-5	MST 2018-1A A 3.75 03/25/2057 WHOLE LOAN		12/01/2023	MBS PAYDOWN		184,733	184,733	185,072	184,757		(24)		(24)		184,733				3,906	03/25/2057
594972-AF-8	MICROSTRATEGY INC 6.125 06/15/2028		09/18/2023	GOLDMAN SACHS & CO LLC		157,015	173,000	173,000	125,425	47,664	(9)		47,655		173,080		(16,065)	(16,065)	8,094	06/15/2028
59523U-AP-2	MID-AMERICA APARTMENTS 4.2 06/15/2028		11/21/2023	Bank of America Merrill Lynch		218,597	230,000	260,951	253,384		(3,801)		(3,801)		249,583		(30,986)	(30,986)	9,097	06/15/2028
59523U-AQ-0	MID-AMERICA APARTMENTS 3.95 03/15/2029		11/27/2023	Bank of America Merrill Lynch		275,356	295,000	290,286	290,633		596		596		291,229		(15,873)	(15,873)	14,048	03/15/2029
59565X-AC-4	MIDCONTINENT COMM & FIN 5.375 08/15/2027		06/07/2023	EQUITA SIMI SPA		27,900	30,000	30,000	27,332	2,682	(1)		2,682		30,013		(2,113)	(2,113)	1,317	08/15/2027
59833D-AB-6	MIDWEST GING BOR/MWG F1 4.875 05/01/2029		08/08/2023	BARCLAYS CAPITAL		78,210	88,000	88,000	75,193	12,903	(8)		12,895		88,088		(9,878)	(9,878)	3,325	05/01/2029
599191-AA-1	MILEAGE PLUS HLDINGS LLC 6.5 06/20/2027		12/20/2023	VARIOUS		66,379	66,350	65,806	48,163		603		603		66,839		(460)	(460)	1,553	06/20/2027
606822-AV-6	mitsubishi UFJ FIN GRP 3.961 03/02/2028	D	02/15/2023	Bank of America Merrill Lynch		2,434,532	2,555,000	2,583,667	2,580,027		(212)		(212)		2,579,815		(145,283)	(145,283)	46,385	03/02/2028
606822-BJ-2	mitsubishi UFJ FIN GRP 2.801 07/18/2024	D	09/05/2023	BARCLAYS CAPITAL		3,227,670	3,314,000	3,314,000	3,314,301		(30)		(30)		3,314,271		(86,601)	(86,601)	105,460	07/18/2024

E14.31

ANNUAL STATEMENT FOR THE YEAR 2023 OF THE ZURICH AMERICAN INSURANCE COMPANY

SCHEDULE D - PART 4

Showing All Long-Term Bonds and Stocks SOLD, REDEEMED or Otherwise DISPOSED OF During Current Year

1	2	3	4	5	6	7	8	9	10	Change In Book/Adjusted Carrying Value					16	17	18	19	20	21
										11	12	13	14	15						
CUSIP Identification	Description	Foreign	Disposal Date	Name of Purchaser	Number of Shares of Stock	Consideration	Par Value	Actual Cost	Prior Year Book/ Adjusted Carrying Value	Unrealized Valuation Increase/ (Decrease)	Current Year's (Amortization)/ Accretion	Current Year's Other-Than-Temporary Impairment Recognized	Total Change in Book/ Adjusted Carrying Value (11+12-13)	Total Foreign Exchange Change in Book/ Adjusted Carrying Value	Book/ Adjusted Carrying Value at Disposal Date	Foreign Exchange Gain (Loss) on Disposal	Realized Gain (Loss) on Disposal	Total Gain (Loss) on Disposal	Bond Interest/ Stock Dividends Received During Year	Stated Contractual Maturity Date
606822-CC-6	MITSUBISHI UFJ FIN GRP VAR 01/19/2028	D	02/15/2023	DEUTSCHE BANK SECURITIES INC		463,466	520,000	474,271	478,724			920	920		479,644		(16,179)	(16,179)	7,033	01/19/2028
606822-CL-6	MITSUBISHI UFJ FIN GRP VAR 07/20/2028	D	02/15/2023	DAIWA CAPITAL MARKETS AMERICA INC		1,312,338	1,330,000	1,302,642	1,302,872			697	697		1,303,569		8,768	8,768	38,368	07/20/2028
606822-CT-9	MITSUBISHI UFJ FIN GRP VAR 02/22/2031	D	11/16/2023	AMERICA INC		2,507,349	2,555,000	2,555,000			2,175	2,175	2,175		2,557,175		(49,826)	(49,826)	104,138	02/22/2031
60682L-AC-6	MITSUBISHI HC CAPITAL 3.96 09/19/2023	D	09/19/2023	MATURITY		445,000	445,000	445,000			45	45	45		445,000				17,622	09/19/2023
60687Y-BF-5	MIZUHO FINANCIAL GROUP VAR 07/10/2024	D	05/11/2023	DAIWA CAPITAL MARKETS AMERICA INC		5,553,444	5,594,000	5,594,000	5,593,940			80	80		5,594,019		(40,576)	(40,576)	58,815	07/10/2024
60687Y-BJ-7	MIZUHO FINANCIAL GROUP VAR 09/08/2024	D	06/29/2023	MERRILL LYNCH PIERCE FENNER & SMITH INC		430,489	435,000	435,000	435,005		(2)	(2)	(2)		435,004		(4,515)	(4,515)	3,026	09/08/2024
61690A-AD-6	MSBAM 2015-C27 A3 3.473 12/15/2047 CMBS		12/01/2023	MBS PAYDOWN		37,243	37,243	37,698	37,278		(35)	(35)	(35)		37,243				744	12/15/2047
61690Q-AD-1	MSBAM 2015-C23 A3 3.451 07/15/2050 CMBS		01/01/2023	MBS PAYDOWN		275,015	275,015	291,511	275,021		(5)	(5)	(5)		275,015				791	07/15/2050
61691G-AC-3	MSBAM 2016-C32 ASB 3.514 12/15/2049 CMBS		12/01/2023	MBS PAYDOWN		383,310	383,310	394,786	383,997		(687)	(687)	(687)		383,310				7,331	12/15/2049
61691Q-AC-2	MSC 2018-L1 ASB 4.238 10/15/2051 CMBS		12/01/2023	MBS PAYDOWN		68,470	68,470	66,082			633	633	633		68,470				2,545	10/15/2051
61744Y-AP-3	MORGAN STANLEY VAR 01/24/2029		11/16/2023	AMERICA INC		2,168,586	2,345,000	2,674,566	2,588,001		(40,502)	(40,502)	(40,502)		2,547,499		(378,913)	(378,913)	116,955	01/24/2029
61747Y-EV-3	MORGAN STANLEY VAR 10/18/2028		05/18/2023	WELLS FARGO SECURITIES LLC		4,150,960	4,000,000	4,176,640	4,174,927		(11,650)	(11,650)	(11,650)		4,163,278		(12,318)	(12,318)	149,705	10/18/2028
61748H-AV-3	MSM 2004-SAR 3 FLT 07/25/2034 WHOLE LOAN		12/01/2023	MBS PAYDOWN		76,274	76,274	76,274	74,375						74,375		1,899	1,899	1,727	07/25/2034
61761J-VL-0	MORGAN STANLEY 3.7 10/23/2024		09/05/2023	WELLS FARGO SECURITIES LLC		7,017,877	7,185,000	7,172,498	7,181,732		1,617	1,617	1,617		7,183,349		(165,472)	(165,472)	231,876	10/23/2024
61762M-BW-0	MSBAM 2013-C10 4.200128 07/15/2046 CMBS		06/01/2023	MBS PAYDOWN		8,390,000	8,390,000	8,685,616	8,397,902		(7,902)	(7,902)	(7,902)		8,390,000				153,842	07/15/2046
61762T-AD-8	MSBAM 2013-C11 A3 3.96 08/15/2046 CMBS		07/01/2023	MBS PAYDOWN		5,061,338	5,061,338	5,479,752	5,091,210		(29,872)	(29,872)	(29,872)		5,061,338				70,421	08/15/2046
61763B-AT-1	MSBAM 2013-C13 A3 3.766 11/15/2046 CMBS		09/01/2023	MBS PAYDOWN		1,333,843	1,333,843	1,401,577	1,340,257		(6,414)	(6,414)	(6,414)		1,333,843				31,158	11/15/2046
61763K-BA-1	MSBAM 2014-C15 A4 4.051 04/15/2047 CMBS		09/18/2023	VARIOUS		12,732,599	12,850,000	13,542,193	12,934,690		(50,489)	(50,489)	(50,489)		12,884,202		(151,603)	(151,603)	341,764	04/15/2047
61763M-AE-0	MSBAM 2014-C16 A4 3.6 06/15/2047 CMBS		10/01/2023	MBS PAYDOWN		9,730,673	9,730,673	9,827,460	9,747,464		(16,791)	(16,791)	(16,791)		9,730,673				261,109	06/15/2047
61763M-AF-7	MSBAM 2014-C16 A5 3.892 06/15/2047 CMBS		12/01/2023	MBS PAYDOWN		1,029,807	1,029,807	1,060,671	1,032,891		(3,084)	(3,084)	(3,084)		1,029,807				36,757	06/15/2047
61765D-AS-7	MSC 2015-MS1 ASB 3.458 05/15/2048 CMBS		12/01/2023	MBS PAYDOWN		1,088,367	1,088,367	1,120,960	1,090,544		(2,177)	(2,177)	(2,177)		1,088,367				20,798	05/15/2048
61768F-AA-8	MSC 2018-BOP A FLT 08/15/2033 CMBS		08/15/2023	GOLDMAN SACHS & CO LLC		1,815,706	2,171,247	2,171,247	2,172,962		(1,869)	(1,869)	(1,869)		2,171,093		(355,388)	(355,388)	83,876	08/15/2033
61945C-AC-7	MOSAIC CO 4.25 11/15/2023		11/15/2023	MATURITY		913,000	913,000	943,686	915,304		(2,304)	(2,304)	(2,304)		913,000				38,803	11/15/2023
61946K-AA-2	MSAIC 2022-3A A 6.1 06/20/2053 ABS		12/20/2023	MBS PAYDOWN		30,576	30,576	30,575			(2)	(2)	(2)		30,576				880	06/20/2053
61946Q-AA-9	MSAIC 2022-1A A 2.64 01/20/2053 ABS		12/20/2023	MBS PAYDOWN		136,827	136,827	131,769	136,361		466	466	466		136,827				1,859	01/20/2053
624758-AF-5	MUELLER WATER PRODUCTS 4 06/15/2029		10/05/2023	VARIOUS		358,468	411,000	406,161	361,327	45,142	450	45,592	45,592		406,918		(48,451)	(48,451)	11,919	06/15/2029
62482B-AA-0	MEDLINE BORROWER LP 3.875 04/01/2029		09/18/2023	MERRILL LYNCH PIERCE FENNER & SMITH INC SECURITY CALLED BY		404,238	470,000	456,934	378,801	79,632	1,191	80,823	80,823		459,624		(55,386)	(55,386)	17,656	04/01/2029
626717-AJ-1	MURPHY OIL CORP 5.75 08/15/2025		10/16/2023	ISSUER Corporate Actions Event		12,000	12,000	11,253	11,587		118	118	118		11,705		295	295	805	08/15/2025
626717-AM-4	MURPHY OIL CORP 5.875 12/01/2027		11/22/2023	MERRILL LYNCH PIERCE FENNER & SMITH INC		19,900	20,000	20,300	19,246	988	(65)	923	923		20,168		(268)	(268)	1,146	12/01/2027
628530-BK-2	MYLAN INC 4.55 04/15/2028		09/11/2023	MERRILL LYNCH PIERCE FENNER & SMITH INC		583,588	625,000	736,806	702,565		(10,218)	(10,218)	(10,218)		692,347		(108,760)	(108,760)	25,910	04/15/2028
62886E-AU-2	NCR CORP 5.75 09/01/2027		10/17/2023	VARIOUS		493,266	488,000	518,281	467,743	31,006	(8,022)	22,984	22,984		490,728		(1,474)	(1,474)	33,554	09/01/2027
62886E-AV-0	NCR CORP 6.125 09/01/2029		10/17/2023	VARIOUS		357,280	348,000	361,125	325,387	30,562	(1,972)	28,590	28,590		353,978		(3,338)	(3,338)	29,263	09/01/2029
62886E-AY-4	NCR VOYIX CORP 5 10/01/2028		10/18/2023	VARIOUS		26,160	30,000	29,034		3,346	101	25,741	25,741		29,189		(3,029)	(3,029)	1,577	10/01/2028
62886E-BA-5	NCR VOYIX CORP 5.125 04/15/2029		09/27/2023	Citigroup Global Markets Inc		239,750	274,000	282,412	229,143	50,572	(1,177)	49,395	49,395		278,538		(38,788)	(38,788)	13,418	04/15/2029
62890M-AB-0	NIEF 2022-B A2 6.07 06/15/2029 ABS		12/15/2023	MBS PAYDOWN		850,249	850,249	850,238	850,596		(347)	(347)	(347)		850,249				41,227	06/15/2029
62912X-AC-8	NGPL PIPECO LLC 7.768 12/15/2037		08/17/2023	VARIOUS		214,846	207,000	253,579	247,805		(1,083)	(1,083)	(1,083)		246,722		(31,876)	(31,876)	10,930	12/15/2037
62927#-AG-1	NFL Ventures, L.P. 3.57 04/15/2032 Private		10/15/2023	SINKING FUND REDEMPTION		565,513	565,513	565,513	565,545		(32)	(32)	(32)		565,513				15,186	04/15/2032
629377-CE-0	NRG ENERGY INC 5.75 01/15/2028		08/15/2023	VARIOUS		321,625	340,000	351,618	319,423	24,208	(1,022)	23,186	23,186		342,609		(20,984)	(20,984)	20,975	01/15/2028
629377-CH-3	NRG ENERGY INC 5.25 06/15/2029		05/10/2023	VARIOUS		55,335	62,000	60,579	54,776	5,267	51	5,318	5,318		60,095		(4,760)	(4,760)	955	06/15/2029

E14.32

ANNUAL STATEMENT FOR THE YEAR 2023 OF THE ZURICH AMERICAN INSURANCE COMPANY

SCHEDULE D - PART 4

Showing All Long-Term Bonds and Stocks SOLD, REDEEMED or Otherwise DISPOSED OF During Current Year

1	2	3	4	5	6	7	8	9	10	Change In Book/Adjusted Carrying Value					16	17	18	19	20	21
										11	12	13	14	15						
CUSIP Identification	Description	Foreign	Disposal Date	Name of Purchaser	Number of Shares of Stock	Con- sideration	Par Value	Actual Cost	Prior Year Book/ Adjusted Carrying Value	Unrealized Valuation Increase/ (Decrease)	Current Year's (Amor- tization)/ Accretion	Current Year's Other- Than- Temporary Impairment Recognized	Total Change in Book/ Adjusted Carrying Value (11+12-13)	Total Foreign Exchange Change in Book/ Adjusted Carrying Value	Book/ Adjusted Carrying Value at Disposal Date	Foreign Exchange Gain (Loss) on Disposal	Realized Gain (Loss) on Disposal	Total Gain (Loss) on Disposal	Bond Interest/ Stock Dividends Received During Year	Stated Contractual Maturity Date
629377-CR-1	NRG ENERGY INC 3.625 02/15/2031		03/02/2023	VARIOUS		155,068	196,000	187,420	149,965	37,926	147		38,073		188,038		(32,971)	(32,971)	3,578	02/15/2031
629377-CS-9	NRG ENERGY INC 3.875 02/15/2032		11/27/2023	VARIOUS		135,786	171,000	166,552	128,925	37,832	330		38,162		167,087		(31,301)	(31,301)	7,509	02/15/2032
629420-CR-2	NRART 2020-T1 AT1 1.4257 08/15/2053 ABS		08/15/2023	MATURITY		7,150,000	7,150,000	7,149,989	7,149,716		284				7,150,000				67,675	08/15/2053
62951M-AA-8	NAA 2004-R1 A1 6.5 03/25/2034 WHOLE LOAN		12/01/2023	MBS PAYDOWN		28,712	29,112	29,112	29,653	(63)		1,008	(1,071)		28,583		129	129	789	03/25/2034
62957H-AJ-4	NABORS INDUSTRIES INC 7.375 05/15/2027		09/18/2023	VARIOUS		352,897	360,000	360,683	352,742	7,966	(106)		7,860		360,602		(7,705)	(7,705)	21,313	05/15/2027
62983P-AA-3	NAKILAT INC 6.067 12/31/2033		12/31/2023			2,333,330	2,333,330	2,333,330	2,333,503		(172)		(172)		2,333,330				70,781	12/31/2033
63874L-AA-2	NCMS 2018-TECH A FLT 11/15/2034 CMBS		11/15/2023	MATURITY		4,720,000	4,720,000	4,720,000	4,722,062		(2,062)		(2,062)		4,720,000				294,257	11/15/2034
63874M-AA-0	NCMS 2018-FL1 A FLT 06/15/2035 CMBS		12/15/2023	MBS PAYDOWN		908,818	908,818	908,818	909,170		(352)		(352)		908,818				31,352	06/15/2035
638962-AA-8	NCR ATLEOS LLC 9.5 04/01/2029		10/04/2023	GOLDMAN SACHS & CO LLC		22,860	24,000	23,700			31		31		23,731		(871)	(871)	57	04/01/2029
63941F-AB-2	NAVSL 2020-A A2A 2.46 11/15/2068 ABS		12/15/2023	MBS PAYDOWN		124,033	124,033	124,025	124,038		(5)		(5)		124,033				1,586	11/15/2068
63941G-AB-0	NAVSL 2020-BA A2 2.12 01/15/2069 ABS		12/15/2023	MBS PAYDOWN		340,814	340,814	340,672	340,821		(6)		(6)		340,814				3,809	01/15/2069
63941L-AB-9	NAVSL 2019-BA A2A 3.39 12/15/2059 ABS		12/15/2023	MBS PAYDOWN		242,656	242,656	242,644	242,676		(19)		(19)		242,656				4,330	12/15/2059
63942B-AA-2	NAVSL 2021-A A 0.84 05/15/2069 ABS		12/15/2023	MBS PAYDOWN		25,878	25,878	25,875	25,878						25,878				114	05/15/2069
63942C-AA-0	NAVSL 2021-DA A FLT 04/15/2060 ABS		12/15/2023	MBS PAYDOWN		1,341,317	1,341,317	1,341,317	1,341,362		(45)		(45)		1,341,317				42,581	04/15/2060
63942K-AA-2	NAVSL 2021-GA A 1.58 04/15/2070 ABS		12/15/2023	MBS PAYDOWN		160,972	160,972	160,729	160,943		29		29		160,972				1,358	04/15/2070
63942M-AA-8	NAVSL 2022-A A 2.23 07/15/2070 ABS		12/15/2023	MBS PAYDOWN		777,899	777,899	777,884	777,956		(58)		(58)		777,899				9,221	07/15/2070
63942P-AA-1	NAVSL 2022-BA A 4.16 10/15/2070 ABS		12/15/2023	MBS PAYDOWN		1,514,117	1,514,117	1,513,849	1,514,272		(155)		(155)		1,514,117				33,155	10/15/2070
63942T-AA-3	NAVSL 2023-BA A1A 6.48 03/15/2072 ABS		12/15/2023	MBS PAYDOWN		30,013	30,013	30,013			35		35		30,013				303	03/15/2072
64035D-AD-8	NSLT 2021-A APT2 1.36 04/20/2062 ABS		12/20/2023	MBS PAYDOWN		750,100	750,100	749,222	749,995		105		105		750,100				5,370	04/20/2062
64035G-AB-5	NSLT 2021-GA AFX 1.32 04/20/2062 ABS		12/20/2023	VARIOUS		414,894	451,958	451,822	451,916		2		2		451,918		(37,024)	(37,024)	1,198	04/20/2062
64110L-AS-5	NETFLIX INC 4.875 04/15/2028		01/20/2023	GOLDMAN SACHS & CO LLC		325,616	325,000	366,524	315,084	41,959	(255)		41,704		356,788		(31,172)	(31,172)	4,272	04/15/2028
64110L-AT-3	NETFLIX INC 5.875 11/15/2028		04/11/2023	GOLDMAN SACHS & CO LLC		568,645	541,000	545,492	545,345		(87)		(87)		545,258		23,388	23,388	13,067	11/15/2028
64110L-AU-0	NETFLIX INC 5.375 11/15/2029		05/30/2023	VARIOUS		3,590,921	3,550,000	4,175,609	3,460,935	622,670	(22,254)		600,416		4,061,352		(470,431)	(470,431)	70,351	11/15/2029
644393-AA-8	NEW FORTRESS ENERGY INC 6.75 09/15/2025		10/26/2023	VARIOUS		522,890	547,000	552,705	518,583	35,774	(2,858)	7,016	25,900		544,484		(21,594)	(21,594)	36,968	09/15/2025
644393-AB-6	NEW FORTRESS ENERGY INC 6.5 09/30/2026		10/30/2023	VARIOUS		1,216,641	1,332,000	1,304,740	1,240,505	90,153	(1,708)	24,574	63,871		1,304,376		(87,735)	(87,735)	82,473	09/30/2026
64830U-AA-3	NRZT 2020- 1.65017 05/24/2060 WHOLE LOAN		12/01/2023	MBS PAYDOWN		17,943	17,943	17,943							17,943				191	05/24/2060
64952W-CH-4	NEW YORK LIFE GLOBAL FDG 2.35 07/14/2026		01/04/2023	PERSHING LLC		1,032,685	1,120,000	1,163,344	1,153,398		(28)		(28)		1,153,369		(120,684)	(120,684)	12,575	07/14/2026
64952W-DG-5	NEW YORK LIFE GLOBAL FD 2.875 04/10/2024		01/04/2023	JEFFERIES LLC		424,029	435,000	434,700	434,940		35		35		434,974		(10,945)	(10,945)	2,988	04/10/2024
64952W-EY-5	NEW YORK LIFE GLOBAL FDG 4.85 01/09/2028		11/21/2023	FISERV INC.		216,394	220,000	219,875			126		126		220,001		(3,607)	(3,607)	9,336	01/09/2028
65343H-AA-9	NEXSTAR MEDIA INC 5.625 07/15/2027		08/18/2023	VARIOUS		679,231	740,000	782,551	679,853	86,449	(4,430)		82,019		761,672		(82,441)	(82,441)	37,268	07/15/2027
654902-AC-9	NOKIA OYJ 6.625 05/15/2039	D	05/11/2023	DEUTSCHE BANK SECURITIES INC MORGAN STANLEY & CO LLC		243,310	251,000	269,464	240,225	27,424	(162)		27,262		267,486		(24,177)	(24,177)	8,255	05/15/2039
65505P-AA-5	NOBLE FINANCE II LLC 8 04/15/2030		07/25/2023			20,575	20,000	20,000			54		54		20,054		521	521	440	04/15/2030
665531-AG-4	NORTHERN OIL AND GAS IN 8.125 03/01/2028		09/18/2023	VARIOUS		197,761	199,000	214,920	190,622	20,348	(2,214)		18,134		208,756		(10,995)	(10,995)	14,813	03/01/2028
666807-BW-1	NORTHROP GRUMMAN CORP 7.875 03/01/2026		11/28/2023	DEUTSCHE BANK SECURITIES INC		168,949	160,000	219,245	178,645		(5,113)		(5,113)		173,532		(4,583)	(4,583)	15,715	03/01/2026
667449-AD-4	NORTHWEST FIBER LLC/NORT 4.75 04/30/2027		03/14/2023	GOLDMAN SACHS & CO LLC		32,680	38,000	36,707	33,219	3,658	46		3,704		36,923		(4,243)	(4,243)	526	04/30/2027
668771-AL-2	GEN DIGITAL INC 7.125 09/30/2030		02/09/2023	VARIOUS		264,846	265,000	265,000	261,057	4,481	121		4,602		265,659		(813)	(813)	7,496	09/30/2030
66977W-AQ-2	NOVA CHEMICALS CORP 4.875 06/01/2024	A	11/28/2023			141,468	142,000	143,733	137,564	4,921	(382)		4,539		142,104		(636)	(636)	6,865	06/01/2024
66977W-AR-0	NOVA CHEMICALS CORP 5.25 06/01/2027	A	01/17/2023	GOLDMAN SACHS & CO LLC Bank of America Merrill Lynch		122,525	130,000	117,300	116,784	4,384	96		4,480		121,264		1,261	1,261	910	06/01/2027
66989H-AG-3	NOVARTIS CAPITAL CORP 3.4 05/06/2024		09/13/2023	RBC CAPITAL MARKETS LLC		325,360	330,000	341,939	333,278		(1,680)		(1,680)		331,598		(6,237)	(6,237)	9,631	05/06/2024
670001-AE-6	NOVELIS CORP 4.75 01/30/2030		09/18/2023			221,875	250,000	254,450	221,030	32,106	(426)		31,680		252,710		(30,835)	(30,835)	13,524	01/30/2030
67059T-AG-0	JUSTAR LOGISTICS LP 5.75 10/01/2025		09/25/2023	GOLDMAN SACHS & CO LLC		225,910	232,000	238,075	224,117	12,380	(1,235)		11,145		235,262		(9,352)	(9,352)	13,192	10/01/2025
67066G-AM-6	NVIDIA CORP 1.55 06/15/2028		09/11/2023	PERSHING LLC		828,346	960,000	956,957	957,620		323		323		957,943		(129,598)	(129,598)	11,077	06/15/2028
67077M-AT-5	NUTRIEN LTD 4.2 04/01/2029	A	11/27/2023	PERSHING LLC		207,687	220,000	255,986	246,025		(3,711)		(3,711)		242,314		(34,627)	(34,627)	10,729	04/01/2029

E14.33

ANNUAL STATEMENT FOR THE YEAR 2023 OF THE ZURICH AMERICAN INSURANCE COMPANY

SCHEDULE D - PART 4

Showing All Long-Term Bonds and Stocks SOLD, REDEEMED or Otherwise DISPOSED OF During Current Year

1	2	3	4	5	6	7	8	9	10	Change In Book/Adjusted Carrying Value					16	17	18	19	20	21
										11	12	13	14	15						
CUSIP Identification	Description	Foreign	Disposal Date	Name of Purchaser	Number of Shares of Stock	Consideration	Par Value	Actual Cost	Prior Year Book/ Adjusted Carrying Value	Unrealized Valuation Increase/ (Decrease)	Current Year's (Amortization)/ Accretion	Current Year's Other-Than-Temporary Impairment Recognized	Total Change in Book/ Adjusted Carrying Value (11+12-13)	Total Foreign Exchange Change in Book/ Adjusted Carrying Value	Book/ Adjusted Carrying Value at Disposal Date	Foreign Exchange Gain (Loss) on Disposal	Realized Gain (Loss) on Disposal	Total Gain (Loss) on Disposal	Bond Interest/ Stock Dividends Received During Year	Stated Contractual Maturity Date
67103H-AF-4	O'REILLY AUTOMOTIVE INC 3.6 09/01/2027		06/07/2023	MERRILL LYNCH PIERCE FENNER & SMITH INC		284,718	300,000	316,140	309,841		(873)		(873)		308,768		(24,050)	(24,050)	8,340	09/01/2027
67103H-AH-0	O'REILLY AUTOMOTIVE INC 3.9 06/01/2029		06/07/2023	Bank of America Merrill Lynch		553,343	590,000	551,727	552,089		2,280		2,280		554,369		(1,026)	(1,026)	12,016	06/01/2029
671170-AA-8	OBX 2022-NQM7 5.11 08/25/2062 WHOLE LOAN		12/01/2023	MBS PAYDOWN		499,563	499,563	499,562	499,568		(5)		(5)		499,563				13,000	08/25/2062
671171-AA-2	OBX 2022-NQM8 6.1 09/25/2062 WHOLE LOAN		12/01/2023	MBS PAYDOWN		162,028	162,028	160,813	161,872		157		157		162,028				4,954	09/25/2062
674210-AA-0	ENERGY TRANSFER LP 8 04/01/2029		12/28/2023	VARIOUS		92,949	91,000	97,178	90,849	5,208	(667)		4,541		95,390		(2,442)	(2,442)	5,481	04/01/2029
674599-DB-8	OCCIDENTAL PETROLEUM COR 6.95 07/01/2024		05/22/2023	MERRILL LYNCH PIERCE FENNER & SMITH INC		20,250	20,000	21,600	20,325	377	(178)		199		20,524		(274)	(274)	1,247	07/01/2024
674599-DD-4	OCCIDENTAL PETROLEUM COR 7.5 05/01/2031		05/31/2023	VARIOUS		150,815	139,000	150,468	148,880	1,059	(419)		640		149,520		1,295	1,295	6,110	05/01/2031
674599-DF-9	OCCIDENTAL PETROLEUM COR 6.45 09/15/2036		09/14/2023	VARIOUS		586,839	566,000	586,839	576,313	9,946	(419)		9,527		585,840		(12,381)	(12,381)	29,366	09/15/2036
674599-DJ-1	OCCIDENTAL PETROLEUM COR 6.2 03/15/2040		08/21/2023	VARIOUS		82,392	85,000	95,068	83,205	11,526	(177)		11,349		94,554		(12,161)	(12,161)	4,300	03/15/2040
674599-DL-6	OCCIDENTAL PETROLEUM COR 6.6 03/15/2046		05/31/2023	VARIOUS		562,715	549,000	588,648	562,548	25,598	(274)		25,324		587,873		(25,158)	(25,158)	25,259	03/15/2046
674599-DZ-5	OCCIDENTAL PETROLEUM COR 8.5 07/15/2027		11/29/2023	BARCLAYS CAPITAL INC		308,334	285,000	292,285	291,666	904	(1,527)		904		291,044		17,291	17,291	33,377	07/15/2027
674599-EA-9	OCCIDENTAL PETROLEUM CO 8.875 07/15/2030		12/04/2023	VARIOUS		382,518	333,000	371,084	359,752	9,978	(2,160)		7,818		367,570		14,949	14,949	33,967	07/15/2030
674599-EC-5	OCCIDENTAL PETROLEUM CO 6.375 09/01/2028		11/29/2023	MERRILL LYNCH PIERCE FENNER & SMITH INC		149,814	145,000	145,849	145,465	520	(137)		383		145,848		3,966	3,966	11,555	09/01/2028
674599-ED-3	OCCIDENTAL PETROLEUM CO 6.625 09/01/2030		09/14/2023	VARIOUS		1,168,352	1,129,000	1,278,741	1,161,131	101,122	(7,982)		93,140		1,254,272		(85,919)	(85,919)	65,457	09/01/2030
674599-EF-8	OCCIDENTAL PETROLEUM CO 6.125 01/01/2031		12/04/2023	VARIOUS		108,691	107,000	107,372	107,372	149	(41)		108		107,480		1,211	1,211	9,376	01/01/2031
682439-AA-2	AACMT 2005-C6A A1 5.6896 10/13/2037 CMBS		12/11/2023	MBS PAYDOWN		1,876,609	1,876,609	2,031,063	1,916,346		(39,737)		(39,737)		1,876,609				58,337	10/13/2037
68245H-AA-2	OMPT 2017-NMKT A 3.6139 02/10/2032 CMBS		06/14/2023	GOLDMAN SACHS & CO LLC		5,850,109	6,333,000	6,583,534	6,393,439		(25,408)		(25,408)		6,368,032		(517,923)	(517,923)	123,970	02/10/2032
68245X-AJ-8	1011778 BC / NEW RED FI 4.375 01/15/2028	A	09/18/2023	FENNER & SMITH INC		404,687	445,000	444,461	398,772	42,722	(500)		42,222		440,994		(36,307)	(36,307)	16,494	01/15/2028
68245X-AM-1	1011778 BC / NEW RED FIN 4 10/15/2030	A	08/21/2023	VARIOUS		53,861	64,000	56,600	51,971	5,115	305		5,420		57,392		(3,531)	(3,531)	1,525	10/15/2030
68267H-AA-5	OMFIT 2022-S1 A 4.13 05/14/2035 ABS		04/25/2023	TD SECURITIES USA LLC		4,394,534	4,513,000	4,512,229	4,514,376		(198)		(198)		4,514,178		(119,645)	(119,645)	68,342	05/14/2035
682680-AI-3	ONEOK INC 4.35 03/15/2029		03/28/2023	VARIOUS		112,343	119,000	106,716	106,928		326		326		107,254		5,089	5,089	2,545	03/15/2029
682687-AA-6	ODART 2021-1A A 0.87 07/14/2028 ABS		12/14/2023	MBS PAYDOWN		356,295	356,295	356,253	356,302		(7)		(7)		356,295				2,971	07/14/2028
68269L-AA-4	OMFIT 2020-1A A 3.84 05/14/2032 ABS		11/14/2023	MBS PAYDOWN		1,800,358	1,800,358	1,896,143	1,801,757		(1,399)		(1,399)		1,800,358				30,913	05/14/2032
683715-AF-3	OPEN TEXT CORP 6.9 12/01/2027	A	12/19/2023	MERRILL LYNCH PIERCE FENNER & SMITH INC		245,373	240,000	240,000	240,599		(57)		(57)		240,542		4,831	4,831	15,125	12/01/2027
68373B-AA-9	OPEN 2023-AIR A FLT 10/15/2028 CMBS		12/15/2023	MBS PAYDOWN		5,615	5,615	5,601			23		23		5,615				33	10/15/2028
68389X-CC-7	ORACLE CORP 1.65 03/25/2026		11/21/2023	MORGAN STANLEY & CO LLC		238,183	260,000	260,333	260,218		(52)		(52)		260,166		(21,983)	(21,983)	4,993	03/25/2026
68389X-CJ-2	ORACLE CORP 6.25 11/09/2032		05/24/2023	VARIOUS		456,426	430,000	433,333	433,253		13		13		433,266		23,160	23,160	9,764	11/09/2032
68622T-AA-9	ORGANON & CO/ORG 4.125 04/30/2028		09/18/2023	FENNER & SMITH INC		196,113	222,000	224,200	196,588	27,421	(411)		27,010		223,597		(27,485)	(27,485)	8,140	04/30/2028
68622T-AB-7	ORGANON & CO/ORG 5.125 04/30/2031		12/19/2023	VARIOUS		166,660	200,000	205,946	173,244	31,948	(495)		31,453		204,698		(38,038)	(38,038)	8,883	04/30/2031
69007T-AB-0	OUTFRONT MEDIA CAP LLC/C 5 08/15/2027		11/20/2023	VARIOUS		185,566	205,000	214,285	185,256	23,332	(1,633)		21,699		206,956		(21,390)	(21,390)	11,660	08/15/2027
69007T-AC-8	OUTFRONT MEDIA CAP LLC/ 4.625 03/15/2030		05/25/2023	MUFG SECURITIES AMERICAS INC		4,075	5,000	4,713	4,147	591	13		604		4,750		(675)	(675)	164	03/15/2030
690732-AF-9	OWENS & MINOR INC 4.5 03/31/2029		09/12/2023	MERRILL LYNCH PIERCE FENNER & SMITH INC		71,765	85,000	86,011	67,554	18,114	(157)		17,957		85,512		(13,747)	(13,747)	3,646	03/31/2029
690732-AG-7	OWENS & MINOR INC 6.625 04/01/2030		11/02/2023	VARIOUS		91,013	105,000	103,484	90,288	13,413	144		13,688		103,701		(12,688)	(12,688)	7,453	04/01/2030
69073T-AU-7	OWENS-BROOKWAY 7.25 05/15/2031		10/31/2023	VARIOUS		72,298	75,000	75,000			177		177		75,177		(2,880)	(2,880)	1,406	05/15/2031
69327R-AG-6	PDC ENERGY INC 6.125 09/15/2024		08/14/2023	SECURITY CALLED BY ISSUER		67,000	67,000	67,758	66,284	484	85		569		66,853		147	147	3,750	09/15/2024
693342-AF-4	PG&E WILDFIRE RECOVERY 4.022 06/01/2031		12/01/2023	SINKING FUND REDEMPTION		1,495,602	1,495,602	1,495,563	1,495,201		401		401		1,495,602				24,021	06/01/2031
693342-AK-3	PG&E WILDFIRE RECOVERY 5.099 06/01/2052		06/12/2023	JP MORGAN SECURITIES LLC		6,569,063	6,600,000	6,153,048	6,153,515		6,998		6,998		6,160,514		408,549	408,549	302,881	06/01/2054
69370C-AC-4	PTC INC 4 02/15/2028		02/08/2023	VARIOUS		83,725	91,000	91,000	82,363	8,685	10		8,695		91,059		(7,334)	(7,334)	1,769	02/15/2028
695156-AU-3	PACKAGING CORP OF AMERIC 3 12/15/2029		11/27/2023	PERSHING LLC		238,783	275,000	274,640	274,754		43		43		274,797		(36,014)	(36,014)	7,883	12/15/2029

E14.34

ANNUAL STATEMENT FOR THE YEAR 2023 OF THE ZURICH AMERICAN INSURANCE COMPANY

SCHEDULE D - PART 4

Showing All Long-Term Bonds and Stocks SOLD, REDEEMED or Otherwise DISPOSED OF During Current Year

1	2	3	4	5	6	7	8	9	10	Change In Book/Adjusted Carrying Value					16	17	18	19	20	21
										11	12	13	14	15						
CUSIP Identification	Description	Foreign	Disposal Date	Name of Purchaser	Number of Shares of Stock	Consideration	Par Value	Actual Cost	Prior Year Book/ Adjusted Carrying Value	Unrealized Valuation Increase/ (Decrease)	Current Year's (Amortization)/ Accretion	Current Year's Other-Than-Temporary Impairment Recognized	Total Change in Book/ Adjusted Carrying Value (11+12-13)	Total Foreign Exchange Change in Book/ Adjusted Carrying Value	Book/ Adjusted Carrying Value at Disposal Date	Foreign Exchange Gain (Loss) on Disposal	Realized Gain (Loss) on Disposal	Total Gain (Loss) on Disposal	Bond Interest/ Stock Dividends Received During Year	Stated Contractual Maturity Date
69867D-AA-6	CLARIOS GLOBAL LP/US FIN 6.25 05/15/2026		09/19/2023	WELLS FARGO SECURITIES LLC		201,607	205,000	217,219	200,595	8,418	(2,077)		6,341		206,936		(5,329)	(5,329)	10,891	05/15/2026
70137T-AP-0	PARKLAND CORP 5.875 07/15/2027	A	05/09/2023	VARIOUS		237,390	246,000	250,414	233,092	15,194	(288)		14,906		247,999		(10,609)	(10,609)	11,865	07/15/2027
70339P-AA-7	PATTERN ENERGY OP LP/PAT 4.5 08/15/2028		10/10/2023	JEFFERIES LLC		13,880	16,000	16,360	14,360	1,877	(48)		1,829		16,190		(2,310)	(2,310)	834	08/15/2028
70450Y-AD-5	PAYPAL HOLDINGS INC 2.65 10/01/2026		11/16/2023	Bank of America Merrill Lynch		321,474	345,000	325,570			3,057		3,057		328,627		(7,152)	(7,152)	5,816	10/01/2026
70556#-AA-5	Private		12/15/2023	St. Petersburg Florida LLC		290,530	290,530	290,530	290,490		40		40		290,530				7,084	04/15/2027
706874-AC-8	PNFED 2022-A 4.3 04/15/2026 ABS		12/15/2023	MBS PAYDOWN		27,796	27,796	27,792	27,813		(17)		(17)		27,796				1,101	04/15/2026
709599-AW-4	PENSKO TRUCK LEASING/PTL 3.4 11/15/2026		01/05/2023	BARCLAYS CAPITAL INC		548,816	597,000	595,179	596,264		57		57		596,322		(47,506)	(47,506)	3,045	11/15/2026
713448-FL-7	PEPSICO INC 3.6 02/18/2028		09/13/2023	JP MORGAN SECURITIES LLC		580,665	610,000	602,570	602,929		958		958		603,887		(23,222)	(23,222)	25,437	02/18/2028
71376L-AE-0	PERFORMANCE FOOD GROUP I 4.25 08/01/2029		02/08/2023	LLC		29,205	33,000	33,000	28,588	4,445	3		4,448		33,036		(3,831)	(3,831)	736	08/01/2029
71710T-AF-5	PG&E RECOVERY FND LLC 5.536 07/15/2047		06/23/2023	Citigroup Global Markets Inc.		7,744,425	7,500,000	7,499,138	7,511,185		599		599		7,511,784		232,641	232,641	238,740	07/15/2049
718546-AR-5	PHILLIPS 66 3.9 03/15/2028		09/14/2023	PERSHING LLC		849,564	900,000	933,469	921,064		(2,703)		(2,703)		918,361		(68,797)	(68,797)	35,393	03/15/2028
718547-AK-8	PHILLIPS 66 3.15 12/15/2029		11/28/2023	MERRILL LYNCH PIERCE FENNER & SMITH INC		92,826	105,000	104,856			17		17		104,926		(12,100)	(12,100)	3,170	12/15/2029
71953L-AA-9	WILLIAMS SCOTSMAN INC 6.125 06/15/2025		09/18/2023	MORGAN STANLEY & CO LLC		54,685	55,000	58,729	54,831	1,410	(619)		791		55,622		(936)	(936)	2,573	06/15/2025
72147K-AG-3	PILGRIM'S PRIDE CORP 3.5 03/01/2032		01/23/2023	JP MORGAN SECURITIES LLC		63,960	78,000	78,000	78,069		7		7		78,076		(14,116)	(14,116)	1,092	03/01/2032
72147K-AH-1	PILGRIM'S PRIDE CORP 3.5 03/01/2032		04/17/2023	JP MORGAN SECURITIES LLC		85,844	109,000	110,238	110,116		(16)		(16)		110,100		(24,256)	(24,256)	2,202	03/01/2032
72650R-BN-1	PLAINS ALL AMER PIPELINE 3.8 09/15/2030		02/09/2023	JEFFERIES LLC		226,568	252,000	212,887	213,417		455		455		213,872		12,696	12,696	3,937	09/15/2030
73020*-AJ-2	PNG COMPANIES LLC 2.9 12/18/2022 PRIVATE		01/31/2023	Post Sale Income															234	12/18/2022
737446-AN-4	POST HOLDINGS INC 5.625 01/15/2028		11/13/2023	VARIOUS		188,633	198,000	203,718	187,020	13,253	(816)		12,437		199,457		(10,824)	(10,824)	13,342	01/15/2028
73965*-AA-8	Prairie Power Inc 5.1 11/15/32 Private		11/15/2023	SINKING FUND REDEMPTION		759,494	759,494	759,494	759,481		13		13		759,494				24,209	11/15/2032
740212-AL-9	PRECISION DRILLING CORP 7.125 01/15/2026	A	12/07/2023	SECURITY CALLED BY ISSUER		8,000	8,000	7,670			76		76		7,746		254	254	510	01/15/2026
740212-AM-7	PRECISION DRILLING CORP 6.875 01/15/2029	A	09/28/2023	VARIOUS		102,996	108,000	103,885	94,642	3,073	385		3,458		104,435		(1,438)	(1,438)	8,691	01/15/2029
740256-AA-0	Precision Inc 3.79 09/30/2034 Private		12/31/2023	SINKING FUND REDEMPTION		630,000	630,000	630,000	569,483	60,518	(1)		60,517		630,000				16,542	09/30/2034
74101X-AE-0	PRESIDIO HOLDING INC 4.875 02/01/2027		12/04/2023	BARCLAYS CAPITAL INC		256,388	265,000	244,054	241,775	3,114	4,097		7,211		248,986		7,402	7,402	17,404	02/01/2027
74112B-AM-7	PRESTIGE BRANDS INC 3.75 04/01/2031		05/04/2023	JP MORGAN SECURITIES LLC		36,228	43,000	41,487	35,567	6,142	51		6,193		41,760		(5,532)	(5,532)	967	04/01/2031
741531-FA-0	PRICOA GLOBAL FUNDING 1 3.45 09/01/2023		09/01/2023	MATURITY		880,000	880,000	900,398	883,168		(3,168)		(3,168)		880,000				30,360	09/01/2023
74166M-AC-0	PRIME SECSVC BRW/FINANC 5.75 04/15/2026		09/18/2023	BARCLAYS CAPITAL SECURITIES INC.		90,284	93,000	94,860	89,614	4,391	(185)		4,206		93,819		(3,535)	(3,535)	5,422	04/15/2026
74166M-AE-6	PRIME SECSVC BRW/FINANC 6.25 01/15/2028		09/18/2023	DEUTSCHE BANK SECURITIES INC		87,560	93,000	97,929	84,919	10,871	(944)		9,927		94,846		(7,286)	(7,286)	6,862	01/15/2028
74256L-EE-5	PRINCIPAL LFE GLB FND II 1.25 06/23/2025		01/04/2023	Bank of America Merrill Lynch		630,094	690,000	689,740	688,813		29		29		688,842		(58,747)	(58,747)	311	06/23/2025
74331A-AA-0	PROG 2019-SFR4 A 2.687 10/17/2036 ABS		07/01/2023	MBS PAYDOWN		26,990	26,990	26,989	26,992		(2)		(2)		26,990				307	11/17/2036
74331F-AA-9	PROG 2021-SFR1 A 1.052 04/17/2038 ABS		06/01/2023	Post Sale Income															4,426	04/17/2038
74333C-AA-4	PROG 2022-SFR7 A 4.75 10/27/2039 ABS		10/01/2023	MBS PAYDOWN		34,921	34,921	34,538	34,889		31		31		34,921				1,057	10/27/2039
74333D-AA-2	PROG 2021-SFR2 A 1.546 04/19/2038 ABS		12/01/2023	MBS PAYDOWN		198,666	198,666	198,664	198,681		(15)		(15)		198,666				2,128	04/19/2038
74333H-AA-3	PROG 2021-SFR6 A 1.524 07/17/2038 ABS		06/01/2023	MBS PAYDOWN		17,438	17,438	17,438	17,439		(1)		(1)		17,438				133	07/17/2038
74333T-AA-7	PROG 2021-SFR8 A 1.51 10/17/2038 ABS		08/01/2023	MBS PAYDOWN		22,979	22,979	22,978	22,980		(1)		(1)		22,979				143	10/17/2038
74355*-AA-4	CONNECTICUT SERVICE PLAZAS 3.16 05/27/2043 Private		11/27/2023	SINKING FUND REDEMPTION		297,912	297,912	297,912	297,910		2		2		297,912				5,913	05/27/2043

E14.35

ANNUAL STATEMENT FOR THE YEAR 2023 OF THE ZURICH AMERICAN INSURANCE COMPANY

SCHEDULE D - PART 4

Showing All Long-Term Bonds and Stocks SOLD, REDEEMED or Otherwise DISPOSED OF During Current Year

1	2	3	4	5	6	7	8	9	10	Change In Book/Adjusted Carrying Value					16	17	18	19	20	21
										11	12	13	14	15						
CUSIP Identification	Description	Foreign	Disposal Date	Name of Purchaser	Number of Shares of Stock	Consideration	Par Value	Actual Cost	Prior Year Book/ Adjusted Carrying Value	Unrealized Valuation Increase/ (Decrease)	Current Year's (Amortization)/ Accretion	Current Year's Other-Than-Temporary Impairment Recognized	Total Change in Book/ Adjusted Carrying Value (11+12-13)	Total Foreign Exchange Change in Book/ Adjusted Carrying Value	Book/ Adjusted Carrying Value at Disposal Date	Foreign Exchange Gain (Loss) on Disposal	Realized Gain (Loss) on Disposal	Total Gain (Loss) on Disposal	Bond Interest/ Stock Dividends Received During Year	Stated Contractual Maturity Date
744448-CP-4	PUBLIC SERVICE COLORADO 3.7 06/15/2028		09/11/2023	KEYBANK NA/CLEVELAND OH		260,641	280,000	279,398	279,729		48		48		279,777		(19,137)	(19,137)	7,712	06/15/2028
744560-BY-1	PUBLIC SERVICE ELECTRIC 3.2 05/15/2029		09/13/2023	PERSHING LLC		341,981	380,000	431,642	417,312		(4,079)		(4,079)		413,233		(71,252)	(71,252)	10,133	05/15/2029
747525-B0-5	QUALCOMM INC 4.25 05/20/2032		11/28/2023	DEUTSCHE BANK SECURITIES INC		201,094	210,000	211,426	211,411		(88)		(88)		211,323		(10,229)	(10,229)	9,173	05/20/2032
74819R-AP-1	QUEBECOR MEDIA INC 5.75 01/15/2023	A	01/16/2023	MATURITY SINKING FUND REDEMPTION		81,000	81,000	86,011	80,980	39	(19)		20		81,000				388	01/15/2023
74875E-AJ-4	QUINN GROUP, INC 4.08 3/31/2028 PRIVATE		03/31/2023			1,785,714	1,785,714	1,785,714	1,785,681		33		33		1,785,714				36,429	03/31/2028
749384-AA-1	ROKT 2021-5 A1 2.5 11/25/2051 WHOLE LOAN		12/01/2023	MBS PAYDOWN		175,492	175,492	175,520	175,493		(1)		(1)		175,492				2,539	11/25/2051
74939K-AA-4	ROKT 2021-6 A1 2.5 12/25/2051 WHOLE LOAN		12/01/2023	MBS PAYDOWN SINKING FUND REDEMPTION		39,570	39,570	39,410	39,563		8		8		39,570				535	12/25/2051
74941E-AA-3	RDO Equipment Co. 3.81 09/18/25 Private		09/18/2023			412,500	412,500	412,500	398,208	14,319	(27)		14,292		412,500				11,787	09/18/2025
74941E-AB-1	RDO Equipment Co. 3.5 09/30/24 Private		09/30/2023			1,671,429	1,671,429	1,671,429	1,619,067	52,442	(81)		52,361		1,671,429				43,875	09/30/2024
749571-AF-2	RHP HOTEL PPTY/RHP FINAN 4.75 10/15/2027		09/18/2023	DEUTSCHE BANK SECURITIES INC		101,646	110,000	107,637	59,996	6,609	202		6,811		107,467		(5,821)	(5,821)	4,862	10/15/2027
749571-AG-0	RHP HOTEL PPTY/RHP FINAN 4.5 02/15/2029		09/18/2023	VARIOUS		321,097	360,000	358,734	311,663	46,763	249		47,012		358,675		(37,578)	(37,578)	10,917	02/15/2029
74958C-AB-6	RFMSI 2006-SA4 FLT 11/25/2036 WHOLE LOAN		12/01/2023	MBS PAYDOWN MORGAN STANLEY & CO LLC		30,793	54,885	54,885	39,370						39,370		(8,577)	(8,577)	1,487	11/25/2036
74969P-AA-6	RP ESCROW ISSUER LLC 5.25 12/15/2025		12/04/2023			73,389	95,000	91,846	72,654	19,323	837		20,160		92,814		(19,424)	(19,424)	4,863	12/15/2025
74979U-AA-3	RS 2018 Private, LLC 06/20/2026 PRIVATE SIBC Rail Services LLC 4.04 6/20/2026		12/09/2023	VARIOUS SINKING FUND REDEMPTION		13,042,500	13,042,500	13,042,500	13,041,865		(1,586)		(1,586)		13,040,279		2,221	2,221	501,223	06/20/2026
74979U-AA-3	Private		09/20/2023			210,000	210,000	210,000	210,002		(2)		(2)		210,000				4,242	06/20/2026
75026J-AC-4	RADIATE HOLDCO / FINANCE 4.5 09/15/2026		03/02/2023	GOLDMAN SACHS & CO LLC WELLS FARGO SECURITIES		415,611	554,000	553,790	407,157	143,806	43		143,849		551,006		(135,395)	(135,395)	11,842	09/15/2026
75281A-AS-8	RANGE RESOURCES CORP 4.875 05/15/2025		05/25/2023	LLC MORGAN STANLEY & CO LLC		272,845	277,000	283,013	264,025	17,211	(757)		16,454		280,479		(7,634)	(7,634)	7,315	05/15/2025
75281A-BK-4	RANGE RESOURCES CORP 4.75 02/15/2030		01/23/2023			10,956	12,000	10,860	10,616	250	10		260		10,876		80	80	253	02/15/2030
75409X-AA-4	RATE 2021-HB1 2.5 12/25/2051 WHOLE LOAN		12/01/2023	MBS PAYDOWN SINKING FUND REDEMPTION		53,532	53,532	53,390	53,528		5		5		53,532				802	12/25/2051
75458*-AB-5	RAYBURN ELECTRIC CO 6.04 30/12/2042 PRIVATE		12/30/2023			77,005	77,005	77,005			17		17		77,005				238	12/30/2042
75458J-AA-5	RAYBURN CTRY SEC LLC 2.307 12/01/2030		12/01/2023			249,532	249,532	249,532	249,526		5		5		249,532				1,447	12/01/2032
75513E-CH-2	RTX CORP 3.5 03/15/2027		11/17/2023	UBS SECURITIES LLC		89,319	95,000	96,624	95,721		(145)		(145)		95,576		(6,257)	(6,257)	3,935	03/15/2027
75524K-PG-3	CITIZENS BANK NA/RI VAR 08/09/2028		09/11/2023	GOLDMAN SACHS & CO LLC		1,975,131	2,135,000	2,061,876	2,062,598		8,134		8,134		2,070,732		(95,601)	(95,601)	106,901	08/09/2028
75606D-AQ-4	REALOGY GROUP/CO-ISSUER 5.25 04/15/2030		09/05/2023	VARIOUS		121,401	173,000	173,000	126,148	46,905	16		46,921		173,069		(51,668)	(51,668)	7,813	04/15/2030
758750-AD-5	REGAL REYNORD CORP 6.05 04/15/2028		09/18/2023	VARIOUS		7,825	8,000	7,995	36		36		36		8,012		(187)	(187)	317	04/15/2028
758750-AF-0	REGAL REYNORD CORP 6.4 04/15/2033		03/17/2023	GOLDMAN SACHS & CO LLC WELLS FARGO SECURITIES		59,430	60,000	59,816			151		151		59,968		(538)	(538)	603	04/15/2033
75907D-AA-5	RMIT 2022-1 A 3.07 03/15/2032 ABS		05/15/2023	LLC		748,716	801,000	800,859	801,134		(27)		(27)		801,107		(52,391)	(52,391)	10,314	03/15/2032
760759-AX-8	REPUBLIC SERVICES INC 1.45 02/15/2031		11/28/2023	PERSHING LLC		186,326	240,000	238,841	239,139		96		96		239,235		(52,909)	(52,909)	4,495	02/15/2031
76110H-TG-4	RALI 2004-QS6 A1 5 05/25/2019 WHOLE LOAN		12/01/2023	MBS PAYDOWN			22	22	9				9		9		(9)	(9)		05/25/2019
76111X-RF-2	RFMSI 2004-S9 5.5 12/25/2034 WHOLE LOAN		08/01/2023	MBS PAYDOWN		16,105	16,105	15,476	16,095		9		9		16,105				349	12/25/2034
76112B-SA-9	RAAC 2005-SP1 1A 5 09/25/2034 WHOLE LOAN		12/01/2023	MBS PAYDOWN		7,121	7,122	7,122	6,490						6,490		632	632	194	09/25/2034
76123M-AA-1	RMLT 2020-2 1.654 05/25/2060 WHOLE LOAN		12/01/2023	MBS PAYDOWN		23,280	23,280	23,280	23,280						23,280				169	05/25/2060
77289K-AA-3	ROCKLIFF ENERGY II LLC 5.5 10/15/2029		02/13/2023	VARIOUS		90,945	97,000	99,139	88,348	10,304	(28)		10,276		98,624		(7,679)	(7,679)	1,707	10/15/2029
775109-AW-1	ROGERS COMMUNICATIONS IN 3 03/15/2023	A	03/15/2023	MATURITY		630,000	630,000	602,532	629,174		826		826		630,000				9,450	03/15/2023
775109-CH-2	ROGERS COMMUNICATIONS IN 3.8 03/15/2032	A	11/27/2023	GOLDMAN SACHS & CO LLC MORGAN STANLEY & CO LLC		193,703	225,000	202,075			1,623		1,623		203,698		(9,995)	(9,995)	10,308	03/15/2032
77578J-AC-2	ROLLS-ROYCE PLC 5.75 10/15/2027	D	08/10/2023			277,694	283,000	304,984	269,238	30,264	(2,036)		28,228		297,465		(19,772)	(19,772)	13,515	10/15/2027
780097-BA-8	NATWEST GROUP PLC 4.8 04/05/2026	D	11/17/2023	PERSHING LLC		842,449	865,000	1,006,600	957,307		(24,421)		(24,421)		932,886		(90,437)	(90,437)	46,825	04/05/2026
78013X-WI-0	ROYAL BANK OF CANADA 3.7 10/05/2023	A	10/05/2023	MATURITY		1,730,000	1,730,000	1,900,267	1,772,086		(42,086)		(42,086)		1,730,000				64,010	10/05/2023

E14.36

ANNUAL STATEMENT FOR THE YEAR 2023 OF THE ZURICH AMERICAN INSURANCE COMPANY

SCHEDULE D - PART 4

Showing All Long-Term Bonds and Stocks SOLD, REDEEMED or Otherwise DISPOSED OF During Current Year

1	2	3	4	5	6	7	8	9	10	Change In Book/Adjusted Carrying Value					16	17	18	19	20	21
										11	12	13	14	15						
CUSIP Identification	Description	Foreign	Disposal Date	Name of Purchaser	Number of Shares of Stock	Consideration	Par Value	Actual Cost	Prior Year Book/ Adjusted Carrying Value	Unrealized Valuation Increase/ (Decrease)	Current Year's (Amortization)/ Accretion	Current Year's Other-Than-Temporary Impairment Recognized	Total Change in Book/ Adjusted Carrying Value (11+12-13)	Total Foreign Exchange Change in Book/ Adjusted Carrying Value	Book/ Adjusted Carrying Value at Disposal Date	Foreign Exchange Gain (Loss) on Disposal	Realized Gain (Loss) on Disposal	Total Gain (Loss) on Disposal	Bond Interest/ Stock Dividends Received During Year	Stated Contractual Maturity Date
78013X-ZU-5	ROYAL BANK OF CANADA 2.55 07/16/2024	A	09/05/2023	TD SECURITIES USA LLC . SECURITY CALLED BY		2,560,146	2,632,000	2,627,473	2,630,759			614			2,631,374		(71,227)	(71,227)	76,624	07/16/2024
780153-AZ-5	ROYAL CARIBBEAN CRUISES 11.5 06/01/2025		11/07/2023	ISSUER		595,373	563,000	614,292	595,478		(14,518)		(14,518)		580,961		(17,961)	(17,961)	104,535	06/01/2025
780153-BG-6	ROYAL CARIBBEAN CRUISES 5.5 04/01/2028		09/18/2023	MERRILL LYNCH PIERCE FENNER & SMITH INC		75,378	81,000	84,645	64,695	19,094	(378)		18,716		83,411		(8,033)	(8,033)	4,319	04/01/2028
780153-BL-5	ROYAL CARIBBEAN CRUISE 11.625 08/15/2027		09/18/2023	MERRILL LYNCH PIERCE FENNER & SMITH INC		140,873	129,000	129,000	129,070		(14)		(14)		129,056		11,817	11,817	16,329	08/15/2027
780153-BR-2	ROYAL CARIBBEAN CRUISES 9.25 01/15/2029		09/18/2023	FENNER & SMITH INC MORGAN STANLEY & CO LLC		170,403	160,000	160,000	160,481		45		45		160,525		9,878	9,878	14,142	01/15/2029
78016E-ZS-9	ROYAL BANK OF CANADA 3.375 04/14/2025	A	12/06/2023			3,899,240	4,000,000	3,998,520	4,000,343		58		58		4,000,401		(101,161)	(101,161)	155,250	04/14/2025
78355H-KH-1	RYDER SYSTEM INC 3.75 06/09/2023		06/09/2023	MATURITY PNC CAPITAL MARKETS LLC		720,000	720,000	718,517	719,805		195		195		720,000				13,500	06/09/2023
78355H-KL-2	RYDER SYSTEM INC 3.65 03/18/2024		09/05/2023			1,346,658	1,363,000	1,361,719	1,362,355		302		302		1,362,657		(15,999)	(15,999)	48,229	03/18/2024
784033-AC-6	SCFET 2022-1A A2 2.06 02/22/2028 ABS		12/20/2023	MBS PAYDOWN MORGAN STANLEY & CO LLC		2,335,054	2,335,054	2,334,804	2,335,336		(282)		(282)		2,335,054				22,929	02/22/2028
78410G-AD-6	SBA COMMUNICATIONS CORP 3.875 02/15/2027		09/18/2023			166,583	181,000	182,379	163,848	17,832	(230)		17,602		181,451		(14,868)	(14,868)	7,696	02/15/2027
78410G-AG-9	SBA COMMUNICATIONS CORP 3.125 02/01/2029		10/17/2023	VARIOUS		107,453	128,000	108,160	106,593	2,759	1,924		4,683		111,276		(3,824)	(3,824)	4,625	02/01/2029
78433L-AD-8	SCE RECOVERY FUNDING LL 1.977 11/15/2028		11/15/2023	SINKING FUND REDEMPTION		69,611	69,611	69,608	69,610		1		1		69,611				346	11/15/2030
78433L-AG-1	SCE RECOVERY FUNDING LL 4.697 06/15/2040		12/15/2023	SINKING FUND REDEMPTION		24,644	24,644	24,642	24,642		23		23		24,644					06/15/2042
78443C-CY-8	SLMA 2006-BW A5 FLT 12/15/2039 ABS		12/15/2023	MBS PAYDOWN		142,366	142,366	134,714	141,781		585		585		142,366				4,702	12/15/2039
78445Q-AE-1	SLMA 2010-C A5 FLT 10/15/2041 ABS		12/15/2023	MBS PAYDOWN		216,733	216,733	234,613	217,774	(1,042)			(1,042)		216,733				11,073	10/15/2041
78448Y-AM-3	SMB 2021-A APL FLT 01/15/2053 ABS		06/08/2023	VARIOUS		4,993,896	5,141,763	5,123,060	5,133,026	5,066			5,066		5,138,092		(144,196)	(144,196)	129,401	01/15/2053
78449C-AA-6	SMB 2022-C A1A 4.48 05/16/2050 ABS		12/15/2023	MBS PAYDOWN		2,075,694	2,075,694	2,075,658	2,075,838		(144)		(144)		2,075,694				44,637	05/16/2050
78449M-AA-4	SMB 2021-D A1A 1.34 03/17/2053 ABS		12/15/2023	MBS PAYDOWN		653,258	653,258	653,228	653,275		(17)		(17)		653,258				4,272	03/17/2053
78449T-AB-7	SMB 2019-A A2A 3.44 07/15/2036 ABS		12/15/2023	MBS PAYDOWN		316,113	316,113	316,015	316,126		(14)		(14)		316,113				5,946	07/15/2036
78449U-AB-4	SMB 2020-A A2A 2.23 09/15/2037 ABS		12/15/2023	MBS PAYDOWN		176,397	176,397	176,391	176,404		(7)		(7)		176,397				2,035	09/15/2037
78450F-AA-5	SMB 2022-A APT 2.85 11/16/2054 ABS		12/15/2023	VARIOUS		1,818,717	1,851,548	1,840,218	1,848,005		777		777		1,848,782		(30,066)	(30,066)	20,975	11/16/2054
78454L-AW-0	SM ENERGY CO 6.5 07/15/2028		09/18/2023	VARIOUS		106,952	110,000	112,328	105,134	6,756	(336)		6,420		111,554		(4,602)	(4,602)	8,366	07/15/2028
78466C-AC-0	SS&C TECHNOLOGIES INC 5.5 09/30/2027		02/08/2023	VARIOUS		60,168	62,000	65,946	58,367	5,553	(33)		5,520		63,886		(3,719)	(3,719)	1,032	09/30/2027
78471R-AB-2	SPS DISTRIBUTION INC 4.625 07/01/2028		09/18/2023	VARIOUS		241,296	271,000	278,111	242,071	34,028	(919)		33,109		275,180		(33,883)	(33,883)	14,815	07/01/2028
785592-AS-5	SABINE PASS LIQUEFACTION 5 03/15/2027		11/17/2023	MERRILL LYNCH PIERCE FENNER & SMITH INC BARCLAYS CAPITAL		417,380	425,000	484,113	470,295		(10,412)		(10,412)		459,883		(42,503)	(42,503)	25,146	03/15/2027
785592-AY-2	SABINE PASS LIQUEFACTION 5.9 09/15/2037		03/16/2023	SECURITIES INC.		70,654	70,000	69,899	70,041		7		7		70,048		606	606	1,273	09/15/2037
78573N-AC-6	SABRE GLBL INC 9.25 04/15/2025		09/07/2023	VARIOUS		344,600	356,000	383,539	356,250	18,651	(3,646)		15,005		371,256		(26,656)	(26,656)	21,905	04/15/2025
78573N-AF-9	SABRE GLBL INC 7.375 09/01/2025		09/07/2023	VARIOUS		353,026	334,000	347,401	319,780	18,545	(1,961)		16,584		336,364		16,662	16,662	24,198	09/01/2025
78573N-AH-5	SABRE GLBL INC 11.25 12/15/2027		05/03/2023	VARIOUS		69,868	80,000	78,821	79,154		57		57		79,212		(9,344)	(9,344)	3,663	12/15/2027
795756-AK-3	Private		12/25/2023	SINKING FUND REDEMPTION		433,333	433,333	433,333	433,375		(41)		(41)		433,333				13,877	06/25/2028
80282Y-AC-0	SCART 2021-AA A3 0.33 10/15/2025 ABS		12/15/2023	MBS PAYDOWN		812,753	812,753	812,654	812,746		7		7		812,753				1,362	10/15/2025
80285U-AD-3	SDART 2022-3 A3 3.4 12/15/2026 ABS		12/15/2023	MBS PAYDOWN		1,316,777	1,316,777	1,316,649	1,317,142		(365)		(365)		1,316,777				33,610	12/15/2026
802918-AC-6	SDART 2022-6 A3 4.49 11/16/2026 ABS		12/15/2023	MBS PAYDOWN		735,162	735,162	735,142	735,637		(475)		(475)		735,162				31,223	11/16/2026
80705T-AA-4	SCHOL 2011-A A FLT 10/28/2043 ABS		10/30/2023	MBS PAYDOWN		570,569	570,569	559,308	569,993		576		576		570,569				16,767	10/28/2043
81254U-AK-2	SEASPAR CORP 5.5 08/01/2029	D	02/07/2023	VARIOUS		360,209	471,000	471,000	356,618	114,592	8		114,600		471,217		(111,008)	(111,008)	12,628	08/01/2029
81441P-CB-5	SMILT 2004-2A M1 FLT 11/25/2034 ABS		12/01/2023	MBS PAYDOWN		304,585	304,496	304,496	124,802						124,802		179,784	179,784	9,072	11/25/2034
81725W-AH-6	SENSATA TECHNOLOGIES BY 5.625 11/01/2024	D	12/18/2023	ISSUER		35,350	35,000	37,382	34,749	1,124	(452)		672		35,421		(421)	(421)	2,576	11/01/2024
81728U-AA-2	SENSATA TECH INC 4.375 02/15/2030		09/18/2023	VARIOUS		247,794	279,000	283,043	245,425	37,016	(296)		36,720		282,145		(34,352)	(34,352)	11,679	02/15/2030
81728U-AB-0	SENSATA TECHNOLOGIES INC 3.75 02/15/2031		04/04/2023	GOLDMAN SACHS & CO LLC		79,398	91,000	75,570	73,714	2,611	368		2,979		76,692		2,705	2,705	2,190	02/15/2031

E14.37

ANNUAL STATEMENT FOR THE YEAR 2023 OF THE ZURICH AMERICAN INSURANCE COMPANY

SCHEDULE D - PART 4

Showing All Long-Term Bonds and Stocks SOLD, REDEEMED or Otherwise DISPOSED OF During Current Year

1	2	3	4	5	6	7	8	9	10	Change In Book/Adjusted Carrying Value					16	17	18	19	20	21	
										11	12	13	14	15							
CUSIP Identification	Description	Foreign	Disposal Date	Name of Purchaser	Number of Shares of Stock	Consideration	Par Value	Actual Cost	Prior Year Book/ Adjusted Carrying Value	Unrealized Valuation Increase/ (Decrease)	Current Year's (Amortization)/ Accretion	Current Year's Other-Than-Temporary Impairment Recognized	Total Change in Book/ Adjusted Carrying Value (11+12-13)	Total Foreign Exchange Change in Book/ Adjusted Carrying Value	Book/ Adjusted Carrying Value at Disposal Date	Foreign Exchange Gain (Loss) on Disposal	Realized Gain (Loss) on Disposal	Total Gain (Loss) on Disposal	Bond Interest/ Stock Dividends Received During Year	Stated Contractual Maturity Date	
81747W-AA-5	SEMT 2018-7 A1 4 09/25/2048 WHOLE LOAN		12/01/2023	MBS PAYDOWN		36,482	36,482	36,476	36,481		1		1		36,482					976	09/25/2048
81748C-AA-8	SEMT 2021-9 A1 2.5 01/25/2052 WHOLE LOAN		12/01/2023	MBS PAYDOWN		187,309	187,309	187,777	187,330		(21)		(21)		187,309					2,409	01/25/2052
817565-CD-4	SERVICE CORP INTL 4.625 12/15/2027		03/10/2023	WELLS FARGO SECURITIES LLC		19,539	21,000	21,000	19,615	1,390	1		1,391		21,006		(1,467)	(1,467)		238	12/15/2027
817565-CE-2	SERVICE CORP INTL 5.125 06/01/2029		12/04/2023	VARIOUS		113,957	122,000	119,880	114,740	5,249	243		5,492		120,233		(6,275)	(6,275)		4,623	06/01/2029
817565-CG-7	SERVICE CORP INTL 4 05/15/2031		12/04/2023	VARIOUS		70,845	81,000	77,590	68,339	9,286	293		9,579		77,918		(7,073)	(7,073)		1,507	05/15/2031
81761L-AB-8	SERVICE PROPERTIES TRUST 5.5 12/15/2027		04/20/2023	VARIOUS		3,399,648	3,799,000	3,797,011	3,267,976	528,676	704		529,380		3,797,356		(397,708)	(397,708)		61,803	12/15/2027
82101F-AA-0	Sheboygan Power LLC 5.06 12/15/24 Private		12/15/2023			449,491	449,501	449,501	449,422		79		79		449,501		(11)	(11)		5,686	12/15/2024
822582-CB-6	SHELL INTERNATIONAL FIN 3.875 11/13/2028		09/12/2023	BARCLAYS CAPITAL INC		1,004,191	1,055,000	1,229,814	1,177,329		(14,518)		(14,518)		1,162,811		(158,619)	(158,619)		34,181	11/13/2028
824348-AW-6	SHERWIN-WILLIAMS CO 3.45 06/01/2027		09/13/2023	FENNER & SMITH INC		322,958	345,000	360,804	354,103		(1,438)		(1,438)		352,665		(29,707)	(29,707)		9,390	06/01/2027
82453A-AA-5	SHIFT4 PAYMENTS LLC/FIN 4.625 11/01/2026		09/18/2023	FENNER & SMITH INC		108,730	115,000	104,306	105,164		1,647		1,647		106,810		1,920	1,920		4,713	11/01/2026
826525-AA-5	SFPC 2020-2A A 1.33 07/20/2037 ABS		12/20/2023	MBS PAYDOWN		205,311	205,311	206,482	205,572		(261)		(261)		205,311					1,336	07/20/2037
82652M-AA-8	SFPC 2019-2A A 2.59 05/20/2036 ABS		12/20/2023	MBS PAYDOWN		695,822	695,822	695,634	695,850		(29)		(29)		695,822					9,147	05/20/2036
82652Q-AA-9	SFPC 2021-1A A 0.99 11/20/2037 ABS		12/20/2023	MBS PAYDOWN		351,536	351,536	351,437	351,531		5		5		351,536					1,690	11/20/2037
82653G-AA-0	SFPC 2018-3A A 3.69 09/20/2035 ABS		10/20/2023	MBS PAYDOWN		181,568	181,568	181,522	181,601		(33)		(33)		181,568					4,662	09/20/2035
826943-AA-0	SFPC 2023-1A A 5.2 01/20/2040 ABS		12/20/2023	MBS PAYDOWN		1,764,179	1,764,179	1,764,066			1,175		1,175		1,764,179					30,920	01/20/2040
827048-AW-9	SILGAN HOLDINGS INC 4.125 02/01/2028		01/30/2023	FENNER & SMITH INC		113,460	122,000	117,131	112,937		4,194		4,194		117,131		(3,671)	(3,671)		1,678	02/01/2028
82873M-AA-1	SIMMONS FOOD INC/SIMMON 4.625 03/01/2029		05/17/2023	VARIOUS		48,549	59,000	59,690	48,276		(22)		(22)		59,422		(10,873)	(10,873)		1,520	03/01/2029
829259-BA-7	SINCLAIR TELEVISION GRO 4.125 12/01/2030		12/19/2023	VARIOUS		813,766	1,129,000	1,080,861	842,923	241,935	3,235		245,170		1,088,092		(274,326)	(274,326)		26,222	12/01/2030
82967N-BA-5	SIRIUS XM RADIO INC 5 08/01/2027		09/18/2023	GOLDMAN SACHS & CO LLC		98,820	108,000	101,790	99,937	2,368	793		3,161		103,098		(4,278)	(4,278)		6,135	08/01/2027
82967N-BC-1	SIRIUS XM RADIO INC 5.5 07/01/2029		03/22/2023	VARIOUS		205,638	231,000	250,704	211,042	32,755	(804)		31,951		242,993		(37,356)	(37,356)		8,906	07/01/2029
82967N-BG-2	SIRIUS XM RADIO INC 4.125 07/01/2030		03/02/2023	JP MORGAN SECURITIES LLC		84,240	104,000	104,121	85,919	18,163	4		18,167		104,086		(19,846)	(19,846)		2,920	07/01/2030
82967N-BJ-6	SIRIUS XM RADIO INC 4 07/15/2028		05/03/2023	VARIOUS		242,141	291,000	252,292	252,326	1,861	1,850		3,711		256,036		(13,895)	(13,895)		9,259	07/15/2028
82967N-BM-9	SIRIUS XM RADIO INC 3.875 09/01/2031		03/21/2023	VARIOUS		155,778	206,000	206,000	162,130	44,109	19		44,128		206,259		(50,481)	(50,481)		4,316	09/01/2031
83001A-AB-8	SIX FLAGS ENTERTAINMENT 4.875 07/31/2024		05/03/2023	VARIOUS		443,222	443,000	444,674	426,928	11,818	851		12,669		439,597		3,624	3,624		16,377	07/31/2024
83001A-AC-6	SIX FLAGS ENTERTAINMENT 5.5 04/15/2027		06/14/2023	VARIOUS		181,129	190,000	182,606	171,192	11,995	540		12,535		183,726		(2,597)	(2,597)		5,656	04/15/2027
83001A-AD-4	SIX FLAGS ENTERTAINMENT 7.25 05/15/2031		09/18/2023	DEUTSCHE BANK SECURITIES INC		93,739	98,000	97,263			145		145		97,408		(3,669)	(3,669)		2,704	05/15/2031
83001W-AC-8	SIX FLAGS THEME PARKS 7 07/01/2025		09/18/2023	FENNER & SMITH INC		85,142	85,000	92,174	85,711	1,504	(1,068)		436		86,148		(1,006)	(1,006)		7,256	07/01/2025
830867-AB-3	DELTA AIR LINES/SKYMILES 4.75 10/20/2028		08/01/2023	FENNER & SMITH INC		67,278	69,642	69,642	69,678		(5)		(5)		69,673		(2,394)	(2,394)		2,583	10/20/2028
83088G-BB-3	Private Skyway Concession Company LLC 4.01 7/10/2029		01/01/2023	Post Sale Income																95,037	06/30/2027
83207D-AA-6	SMB 2023-C A1A 5.67 11/15/2052 ABS		12/15/2023	MBS PAYDOWN		166,369	166,369	166,325			179		179		166,369					2,047	11/15/2052
83208A-AA-1	SMB 2021-C APT1 1.39 01/15/2053 ABS		12/15/2023	MBS PAYDOWN		461,984	461,984	461,893	461,975		9		9		461,984					2,989	01/15/2053
83404F-AC-8	SOFI 2017-A A2B 2.4 03/26/2040 ABS		06/25/2023	MBS PAYDOWN		196,760	196,760	192,448	194,824		1,936		1,936		196,760					1,449	03/26/2040
83404R-AB-4	SOFI 2018-B A2FX 3.34 08/25/2047 ABS		12/25/2023	MBS PAYDOWN		714,434	714,434	708,972	713,041		1,393		1,393		714,434					12,421	08/26/2047
83404W-AB-3	SOFI 2019-B A2FX 3.09 08/17/2048 ABS		12/15/2023	MBS PAYDOWN		87,620	87,620	87,615	87,622		(2)		(2)		87,620					1,401	08/17/2048
83405N-AA-4	SOFI 2021-B AFX 1.14 02/15/2047 ABS		12/15/2023	MBS PAYDOWN		868,135	868,135	868,026	868,136		(1)		(1)		868,135					5,208	02/15/2047
83405Y-AA-0	SOFI 2021-A AFX 1.03 08/17/2043 ABS		12/15/2023	MBS PAYDOWN		146,122	146,122	146,089	146,119		3		3		146,122					799	08/17/2043
83406E-AC-9	SOFI 2018-A A2B 2.95 02/25/2042 ABS		12/25/2023	MBS PAYDOWN		247,312	247,312	246,458	247,135		177		177		247,312					3,892	02/25/2042
835898-AH-0	SOTHEBY'S 7.375 10/15/2027		09/18/2023	GOLDMAN SACHS & CO LLC		365,000	400,000	432,882	377,912	35,343	(4,070)		31,273		409,186		(44,186)	(44,186)		18,724	10/15/2027
845467-AN-9	SOUTHWESTERN ENERGY CO 7.75 10/01/2027		02/27/2023	ISSUER		18,698	18,000	17,142	16,445						16,445		1,555	1,555		1,259	10/01/2027
845467-AT-6	SOUTHWESTERN ENERGY CO 4.75 02/01/2032		02/13/2023	VARIOUS		67,391	78,000	78,000	66,599	11,519	11		11,530		78,129		(10,738)	(10,738)		1,980	02/01/2032

E14.38

ANNUAL STATEMENT FOR THE YEAR 2023 OF THE ZURICH AMERICAN INSURANCE COMPANY

SCHEDULE D - PART 4

Showing All Long-Term Bonds and Stocks SOLD, REDEEMED or Otherwise DISPOSED OF During Current Year

1	2	3	4	5	6	7	8	9	10	Change In Book/Adjusted Carrying Value					16	17	18	19	20	21
										11	12	13	14	15						
CUSIP Identification	Description	Foreign	Disposal Date	Name of Purchaser	Number of Shares of Stock	Consideration	Par Value	Actual Cost	Prior Year Book/ Adjusted Carrying Value	Unrealized Valuation Increase/ (Decrease)	Current Year's (Amortization)/ Accretion	Current Year's Other-Than-Temporary Impairment Recognized	Total Change in Book/ Adjusted Carrying Value (11+12-13)	Total Foreign Exchange Change in Book/ Adjusted Carrying Value	Book/ Adjusted Carrying Value at Disposal Date	Foreign Exchange Gain (Loss) on Disposal	Realized Gain (Loss) on Disposal	Total Gain (Loss) on Disposal	Bond Interest/ Stock Dividends Received During Year	Stated Contractual Maturity Date
84762L-AW-5	SPECTRUM BRANDS INC 5.5 07/15/2030		12/12/2023	VARIOUS Corporate Actions Event		357,960	364,000	366,607	321,515	33,797	231		34,028		355,542		2,418	2,418	28,303	07/15/2030
85205T-AL-4	SPIRIT AEROSYSTEMS INC 7.5 04/15/2025		11/21/2023			185,435	184,000	183,888	181,447	2,173	12		2,185		183,633		1,802	1,802	15,180	04/15/2025
85205T-AN-0	SPIRIT AEROSYSTEMS INC 9.375 11/30/2029		10/18/2023	VARIOUS		212,342	208,000	208,000	208,684		(96)		(96)		208,588		3,754	3,754	16,383	11/30/2029
852060-AD-4	SPRINT CAPITAL CORP 6.875 11/15/2028		04/27/2023	VARIOUS		1,904,455	1,763,000	2,091,721	1,833,359	179,154	(10,375)		168,779		2,002,139		(97,684)	(97,684)	49,699	11/15/2028
852060-AT-9	SPRINT CAPITAL CORP 8.75 03/15/2032		05/24/2023	VARIOUS		1,943,809	1,595,000	2,267,695	1,895,633	278,037	(18,072)		259,965		2,155,598		(211,789)	(211,789)	91,764	03/15/2032
85207U-AF-2	SPRINT LLC 7.875 09/15/2023		09/15/2023	MATURITY		45,000	45,000	48,276	45,523		(523)		(523)		45,000				3,589	09/15/2023
85207U-AJ-4	SPRINT LLC 7.625 02/15/2025		12/04/2023	VARIOUS		164,718	162,000	178,805	167,607	3,266	(4,284)		166,588		166,588		(1,870)	(1,870)	16,323	02/15/2025
85207U-AK-1	SPRINT LLC 7.625 03/01/2026		12/04/2023	VARIOUS		2,435,223	2,323,000	2,687,026	2,435,472	118,793	(45,356)		73,437		2,508,910		(73,687)	(73,687)	171,148	03/01/2026
852234-AN-3	BLOCK INC 2.75 06/01/2026		09/18/2023	VARIOUS		274,210	303,000	294,104	269,046	23,526	85		23,611		294,422		(20,213)	(20,213)	918	06/01/2026
852234-AP-8	BLOCK INC 3.5 06/01/2031		09/18/2023	VARIOUS BNP PARIBAS SECURITIES		229,950	286,000	276,068	228,279	48,451	675		49,126		277,405		(47,455)	(47,455)	7,464	06/01/2031
85236F-AA-1	SMYRNA READY MIX CONCRET 6 11/01/2028		09/18/2023	CORP		241,443	256,000	270,464	228,925	36,850	(1,782)		35,068		263,993		(22,550)	(22,550)	13,516	11/01/2028
85236W-CE-4	SREIT 2021-HFP2 A FLT 11/15/2036 OMS		03/14/2023	GOLDMAN SACHS & CO LLC SECURITY CALLED BY		145,412	150,000	144,188	146,153		869		869		147,022		(1,610)	(1,610)	2,000	11/15/2036
853254-BJ-8	STANDARD CHARTERED PLC VAR 03/15/2024	D	03/16/2023	ISSUER		4,403,000	4,403,000	4,293,013	4,376,112		4,779		4,779		4,380,891		22,109	22,109	85,528	03/15/2024
853496-AG-2	STANDARD INDUSTRIES INC 4.375 07/15/2030		09/18/2023	VARIOUS Citigroup Global		182,850	217,000	225,138	177,758	45,653	(737)		44,916		222,674		(39,824)	(39,824)	11,149	07/15/2030
853496-AH-0	STANDARD INDUSTRIES INC 3.375 01/15/2031		08/22/2023	VARIOUS Markets Inc.		29,830	38,000	35,861	28,731	7,130			7,130		35,861		(6,031)	(6,031)	1,420	01/15/2031
855030-AN-2	STAPLES INC 7.5 04/15/2026		10/31/2023	VARIOUS Citigroup Global		241,138	295,000	303,582	253,945	44,638	(2,110)		42,528		296,473		(55,335)	(55,335)	20,102	04/15/2026
855170-AA-4	STAR PARENT INC 9 10/01/2030		11/21/2023	VARIOUS Markets Inc.		29,725	29,000	29,000			56		56		29,056		669	669	406	10/01/2030
855244-AT-6	STARBUCKS CORP 3.55 08/15/2029		09/13/2023	BARCLAYS CAPITAL INC		494,894	540,000	619,979	602,075		(6,480)		(6,480)		595,595		(100,701)	(100,701)	20,768	08/15/2029
85571B-AS-4	STARWOOD PROPERTY TRUST 5.5 11/01/2023		11/01/2023	MATURITY		218,000	218,000	224,825	216,563	4,095	(2,659)		1,436		218,000				11,990	11/01/2023
85571B-AY-1	STARWOOD PROPERTY TRUST 4.375 01/15/2027		07/24/2023	VARIOUS Citigroup Global		40,543	46,000	46,000	40,481	5,575	(3)		5,575		46,056		(5,514)	(5,514)	1,992	01/15/2027
857477-BE-2	STATE STREET CORP VAR 11/01/2025		04/18/2023	VARIOUS Markets Inc.		487,637	510,000	544,099	525,128		(2,429)		(2,429)		522,699		(35,062)	(35,062)	5,636	11/01/2025
857477-BX-0	STATE STREET CORP VAR 11/04/2026		09/05/2023	PERSHING LLC BARCLAYS CAPITAL		749,348	750,000	750,000	750,151		38		38		750,189		(841)	(841)	36,303	11/04/2026
857691-AH-2	STATION CASINOS LLC 4.625 12/01/2031		09/18/2023	SECURITIES INC.		82,570	100,000	100,000	80,589	19,577	(4)		19,573		100,162		(17,592)	(17,592)	3,713	12/01/2031
858912-AG-3	STERICYCLE INC 3.875 01/15/2029		09/14/2023	JEFFERIES LLC		14,008	16,000	16,000	13,967	2,045	(3)		2,042		16,009		(2,002)	(2,002)	725	01/15/2029
864486-AL-9	SUBURBAN PROPANE PARTNRS 5 06/01/2031		09/25/2023	GOLDMAN SACHS & CO LLC		79,920	96,000	96,000	82,178	13,958	(5)		13,953		96,131		(16,211)	(16,211)	3,947	06/01/2031
86562M-BT-6	SUMITOMO MITSUI FINL GR 2.448 09/27/2024	D	12/06/2023	TD SECURITIES USA LLC MORGAN STANLEY & CO LLC		4,293,950	4,405,000	4,405,000	4,404,948		129		129		4,405,077		(111,127)	(111,127)	129,102	09/27/2024
865632-AA-1	SUMMER (BC) BIDD 5.5 10/31/2026		12/04/2023			182,936	200,000	200,000	161,966	38,100	(18)		38,082		200,068		(17,132)	(17,132)	15,308	10/31/2026
86614R-AN-7	SUMMIT MATERIALS LLC/FIN 5.25 01/15/2029		02/13/2023	VARIOUS		150,910	161,000	162,430	149,992	11,923	(16)		11,907		161,900		(10,990)	(10,990)	4,856	01/15/2029
86772J-AB-9	PROJECT SOLEIL SUNRUN 6.60 01/30/2059		10/30/2023	InfraDebt		121,684	121,684	119,539			246		246		121,684					01/30/2059
86959L-AH-6	SVENSKA HANDELSBANKEN AB VAR 06/11/2027	D	11/17/2023	BARCLAYS CAPITAL		373,174	420,000	418,942	419,200		154		154		419,354		(46,180)	(46,180)	5,625	06/11/2027
87157D-AG-4	SYNAPTICS INC 4 06/15/2029		09/18/2023	VARIOUS		224,374	266,000	266,684	222,607	43,845	(43)		43,802		266,410		(42,036)	(42,036)	5,336	06/15/2029
87166B-AA-0	SYNEOS HEALTH INC 3.625 01/15/2029		09/28/2023	VARIOUS		394,412	416,000	394,859	330,117	65,528	942		66,470		396,587		(5,381)	(5,381)	18,377	01/15/2029
87264A-AV-7	T-MOBILE USA INC 4.75 02/01/2028		03/30/2023	VARIOUS		1,563,089	1,592,000	1,703,440	1,633,276		(5,067)		(5,067)		1,628,209		(65,120)	(65,120)	48,246	02/01/2028
87264A-CS-2	T-MOBILE USA INC 2.4 03/15/2029		11/21/2023	MARKETAXESS CORP		219,096	255,000	208,687	209,527	5,585			5,585		215,112		3,984	3,984	7,293	03/15/2029
87267T-AA-9	TRK 2021-INV 1.966 11/25/2056 WHOLE LOAN		02/13/2023	VARIOUS MERRILL LYNCH PIERCE		190,092	224,219	223,520	223,703		17		17		223,720		(33,628)	(33,628)	901	11/25/2056
874060-AX-4	TAKEDA PHARMACEUTICAL 2.05 03/31/2030	D	11/27/2023	FENNER & SMITH INC BARCLAYS CAPITAL		234,236	285,000	225,096	226,045		6,210		6,210		232,254		1,981	1,981	6,800	03/31/2030
87470L-AJ-0	TALLGRASS NRG PRTRN/FIN 6 12/31/2030		10/03/2023	SECURITIES INC.		23,591	27,000	25,819	23,484	2,448	138		2,586		26,070		(2,479)	(2,479)	5,423	12/31/2030
87470L-AK-7	TALLGRASS NRG PRTRN/FIN 6 09/01/2031		09/25/2023	GOLDMAN SACHS & CO LLC		91,676	104,000	99,781	89,570	10,449	276		10,725		100,295		(8,619)	(8,619)	6,691	09/01/2031
87602L-AA-0	TAP ROCK RESOURCES LLC 7 10/01/2026		08/02/2023	VARIOUS		1,131,158	1,082,000	1,091,610	1,006,844	81,987	(1,280)		80,707		1,087,551		(5,471)	(5,471)	112,280	10/01/2026

E14.39

ANNUAL STATEMENT FOR THE YEAR 2023 OF THE ZURICH AMERICAN INSURANCE COMPANY

SCHEDULE D - PART 4

Showing All Long-Term Bonds and Stocks SOLD, REDEEMED or Otherwise DISPOSED OF During Current Year

1	2	3	4	5	6	7	8	9	10	Change In Book/Adjusted Carrying Value					16	17	18	19	20	21
										11	12	13	14	15						
CUSIP Identification	Description	Foreign	Disposal Date	Name of Purchaser	Number of Shares of Stock	Consideration	Par Value	Actual Cost	Prior Year Book/ Adjusted Carrying Value	Unrealized Valuation Increase/ (Decrease)	Current Year's (Amortization)/ Accretion	Current Year's Other-Than-Temporary Impairment Recognized	Total Change in Book/ Adjusted Carrying Value (11+12-13)	Total Foreign Exchange Change in Book/ Adjusted Carrying Value	Book/ Adjusted Carrying Value at Disposal Date	Foreign Exchange Gain (Loss) on Disposal	Realized Gain (Loss) on Disposal	Total Gain (Loss) on Disposal	Bond Interest/ Stock Dividends Received During Year	Stated Contractual Maturity Date
87612B-BG-6	TARGA RESOURCES PARTNERS 5 01/15/2028		12/04/2023	DEUTSCHE BANK SECURITIES INC		378,777	389,000	403,029	395,406		(4,852)		(4,852)		390,553		(11,776)	(11,776)	27,068	01/15/2028
87612B-BL-5	TARGA RESOURCES PARTNERS 6.5 07/15/2027		12/04/2023	PERSHING LLC		230,526	228,000	238,010	233,060		(1,752)		(1,752)		231,308		(782)	(782)	20,625	07/15/2027
87612B-BN-1	TARGA RESOURCES PARTNER 6.875 01/15/2029		01/20/2023	TD SECURITIES USA LLC		261,660	256,000	255,076	255,066		66		66		255,132		6,528	6,528	9,240	01/15/2029
87612B-BQ-4	TARGA RESOURCES PARTNERS 5.5 03/01/2030		12/04/2023	Citigroup Global Markets Inc. HSBC SECURITIES USA INC		103,791	107,000	107,000	107,146		(12)		(12)		107,134		(3,343)	(3,343)	7,438	03/01/2030
87612E-BM-7	TARGET CORP 1.95 01/15/2027		11/27/2023			178,384	195,000	194,651	194,746		63		63		194,809		(16,424)	(16,424)	5,218	01/15/2027
87901J-AJ-4	TEGNA INC 4.625 03/15/2028		12/12/2023	VARIOUS		156,344	172,000	170,061	162,932	7,137	309		7,446		170,378		(14,034)	(14,034)	9,893	03/15/2028
87927V-AF-5	TELECOM ITALIA CAPITAL 6.375 11/15/2033	D	06/28/2023	MERRILL LYNCH PIERCE FENNER & SMITH INC		10,170	12,000	11,443	9,872	1,571			1,571		11,443		(1,273)	(1,273)	478	11/15/2033
87927V-AM-0	TELECOM ITALIA CAPITAL 6 09/30/2034	D	06/28/2023	MERRILL LYNCH PIERCE FENNER & SMITH INC		11,270	14,000	12,975	10,720	2,254			2,254		12,975		(1,705)	(1,705)	630	09/30/2034
87927V-AR-9	TELECOM ITALIA CAPITAL 7.2 07/18/2036	D	07/05/2023	MERRILL LYNCH PIERCE FENNER & SMITH INC		28,408	33,000	38,653	26,786	11,189	(126)		11,063		37,849		(9,442)	(9,442)	2,284	07/18/2036
879369-AG-1	TELEFLEX INC 4.25 06/01/2028		09/18/2023	PERSHING LLC		87,255	96,000	97,535	87,729	9,062	(225)		8,837		96,566		(9,310)	(9,310)	3,275	06/01/2028
88023U-AJ-0	TEMPUR SEALY INTL INC 3.875 10/15/2031		10/17/2023	MERRILL LYNCH PIERCE FENNER & SMITH INC		24,040	32,000	26,320	25,051	1,534	382		1,916		26,967		(2,927)	(2,927)	1,254	10/15/2031
88033G-CS-7	TENET HEALTHCARE CORP 4.625 07/15/2024		06/01/2023	ISSUER SECURITY CALLED BY		67,000	67,000	64,488	65,483	752	206		958		66,441		559	559	2,720	07/15/2024
88033G-DB-3	TENET HEALTHCARE CORP 5.125 11/01/2027		01/26/2023	WELLS FARGO SECURITIES LLC		255,063	265,000	265,000	247,279	17,880	27		17,907		265,187		(10,124)	(10,124)	3,358	11/01/2027
88033G-DD-9	TENET HEALTHCARE CORP 4.625 09/01/2024		05/17/2023	ISSUER		187,139	185,000	185,000	180,301	4,723	(10)		4,713		185,014		(14)	(14)	8,223	09/01/2024
88033G-DH-0	TENET HEALTHCARE CORP 4.625 06/15/2028		09/18/2023	VARIOUS		273,570	300,000	308,925	269,520	35,248	(1,342)		33,906		303,427		(29,857)	(29,857)	10,599	06/15/2028
88033G-DM-9	TENET HEALTHCARE CORP 4.25 06/01/2029		06/13/2023	MERRILL LYNCH PIERCE FENNER & SMITH INC		285,798	319,000	310,635	275,461	35,535	245		35,780		311,241		(25,443)	(25,443)	5,372	06/01/2029
88033G-DP-2	TENET HEALTHCARE CORP 6.125 06/15/2030		05/03/2023	VARIOUS		222,328	226,000	226,000	213,812	12,618	(5)		12,613		226,425		(4,097)	(4,097)	5,383	06/15/2030
88033G-DQ-0	TENET HEALTHCARE CORP 6.125 06/15/2030		06/29/2023	UBS SECURITIES LLC		52,920	54,000	54,000	51,088	3,015	(2)		3,013		54,101		(1,181)	(1,181)	1,819	06/15/2030
88033G-DS-6	TENET HEALTHCARE CORP 6.25 02/01/2027		10/26/2023	VARIOUS		31,691	33,000	34,120	31,697	1,579	(209)		1,370		33,067		(1,376)	(1,376)	2,539	02/01/2027
88033G-DT-4	TENET HEALTHCARE CORP 6.75 05/15/2031		09/18/2023	VARIOUS		92,092	94,000	94,470		169			169		94,639		(2,548)	(2,548)	2,186	05/15/2031
88104L-AE-3	TERRAFORM POWER OPERATIN 5 01/31/2028		10/11/2023	VARIOUS		75,455	84,000	83,580	75,599	9,040	99		9,139		84,739		(9,283)	(9,283)	5,048	01/31/2028
88161F-AC-0	TESLA 2021-A A3 0.56 03/20/2025 ABS		09/20/2023	MBS PAYDOWN		4,600,000	4,600,000	4,498,933	4,549,955		50,045		50,045		4,600,000				15,370	03/20/2025
88238A-AD-2	TEXAS EASTERN TRANSMISSI 3.5 01/15/2028		11/28/2023	DAIWA CAPITAL MARKETS AMERICA INC SINKING FUND REDEMPTION		324,671	350,000	362,359	357,734		(1,361)		(1,361)		356,373		(31,703)	(31,703)	16,844	01/15/2028
88240T-AA-9	TEXAS ELECTRIC MKT STAB 4.265 08/01/2034		08/01/2023			383,624	383,624	383,619	383,573		51		51		383,624				5,991	08/01/2034
88327H-AA-1	THPT 2018-THL A FLT 11/11/2034 CMBS		12/11/2023	MBS PAYDOWN		550,855	550,855	550,510	551,347		(492)		(492)		550,855				33,841	11/11/2034
885220-GH-0	TMST 2004-4 4A FLT 12/25/2044 WHOLE LOAN		12/01/2023	MBS PAYDOWN		14,756	14,756	14,728	14,756						14,756				316	12/25/2044
886320-AE-3	CLOUD SOFTWARE GRP INC 6.5 03/31/2029		09/18/2023	MERRILL LYNCH PIERCE FENNER & SMITH INC		443,175	500,000	417,805	419,555	1,654	7,026		8,680		428,236		14,939	14,939	31,597	03/31/2029
891140-CP-1	TORONTO-DOMINION BANK 0.75 01/06/2026	A	11/16/2023	TD SECURITIES USA LLC		1,441,816	1,595,000	1,592,655	1,593,582		430		430		1,594,013		(152,197)	(152,197)	16,415	01/06/2026
89153V-AE-9	TOTALENERGIES CAP INTL 2.7 01/25/2023	D	01/25/2023	MATURITY		1,600,000	1,600,000	1,547,141	1,599,526		474		474		1,600,000				21,600	01/25/2023
89173H-AA-4	TPMT 2017-2 A 2.75 04/25/2057 WHOLE LOAN		12/01/2023	MBS PAYDOWN		56,351	56,351	56,544	56,359		(9)		(9)		56,351				859	04/25/2057
89236T-EW-1	TOYOTA MOTOR CREDIT CORP 3.4 04/14/2025		09/13/2023	CREDIT AGRICOLE SECURITIES USA INC		746,877	770,000	768,144	769,319		256		256		769,575		(22,698)	(22,698)	24,071	04/14/2025
89236T-GX-7	TOYOTA MOTOR CREDIT CORP 3 04/01/2025		03/24/2023	GOLDMAN SACHS & CO LLC		159,479	164,000	163,698	163,866		29		29		163,895		(4,416)	(4,416)	2,405	04/01/2025
89237V-AB-5	TAOT 2020-C A3 0.44 10/15/2024 ABS		10/15/2023	MBS PAYDOWN		682,859	682,859	682,806	682,850		9		9		682,859				1,253	10/15/2024
89238L-AB-6	TLOT 2022-A A2 1.73 07/22/2024 ABS		09/20/2023	MBS PAYDOWN		938,276	938,276	938,266	938,314		(38)		(38)		938,276				7,242	07/22/2024
89239K-AD-3	TAOT 2022-A A4 1.54 05/17/2027 ABS		07/20/2023	BMO CAPITAL MARKETS CORP		3,241,465	3,500,000	3,499,757	3,500,221		(72)		(72)		3,500,150		(258,685)	(258,685)	32,789	05/17/2027
893647-BB-2	TRANSDIGM INC 6.375 06/15/2026		09/18/2023	ISSUER SECURITY CALLED BY		26,000	26,000	26,910	25,245	920	(154)		766		26,011		(11)	(11)	1,252	06/15/2026
893647-BE-6	TRANSDIGM INC 6.25 03/15/2026		11/29/2023	VARIOUS		1,206,555	1,219,000	1,263,576	1,204,762	26,014	(3,866)		22,148		1,226,910		(20,355)	(20,355)	53,803	03/15/2026

E14.40

ANNUAL STATEMENT FOR THE YEAR 2023 OF THE ZURICH AMERICAN INSURANCE COMPANY

SCHEDULE D - PART 4

Showing All Long-Term Bonds and Stocks SOLD, REDEEMED or Otherwise DISPOSED OF During Current Year

1	2	3	4	5	6	7	8	9	10	Change In Book/Adjusted Carrying Value					16	17	18	19	20	21
										11	12	13	14	15						
CUSIP Identification	Description	Foreign	Disposal Date	Name of Purchaser	Number of Shares of Stock	Consideration	Par Value	Actual Cost	Prior Year Book/ Adjusted Carrying Value	Unrealized Valuation Increase/ (Decrease)	Current Year's (Amortization)/ Accretion	Current Year's Other-Than-Temporary Impairment Recognized	Total Change in Book/ Adjusted Carrying Value (11+12-13)	Total Foreign Exchange Change in Book/ Adjusted Carrying Value	Book/ Adjusted Carrying Value at Disposal Date	Foreign Exchange Gain (Loss) on Disposal	Realized Gain (Loss) on Disposal	Total Gain (Loss) on Disposal	Bond Interest/ Stock Dividends Received During Year	Stated Contractual Maturity Date
893647-BH-9	TRANSDIGM INC 7.5 03/15/2027		11/16/2023	GOLDMAN SACHS & CO LLC		137,655	138,000	148,005	136,728	4,397	(2,265)		2,132		138,860		(1,205)	(1,205)	12,219	03/15/2027
893647-BK-2	TRANSDIGM INC 8 12/15/2025		02/23/2023	WELLS FARGO SECURITIES LLC		517,051	506,000	529,489	512,912	3,822	(1,086)		2,736		515,649		1,402	1,402	16,417	12/15/2025
893647-BP-1	TRANSDIGM INC 4.625 01/15/2029		02/24/2023	VARIOUS		298,420	342,000	340,315	300,491	40,193	62		40,255		340,746		(42,326)	(42,326)	9,402	01/15/2029
893647-BO-9	TRANSDIGM INC 4.875 05/01/2029		02/23/2023	VARIOUS		394,087	449,000	416,656	388,466	28,805	597		29,402		417,867		(23,780)	(23,780)	6,537	05/01/2029
893647-BR-7	TRANSDIGM INC 6.75 08/15/2028		11/17/2023	VARIOUS		274,530	276,000	276,000	276,000		566		566		276,566		(2,036)	(2,036)	11,776	08/15/2028
89472#-AL-2	Trek Corporation 3.46 11/01/2033 Private		11/01/2023			1,237,500	1,237,500	1,237,500	1,237,109		391		391		1,237,500				44,040	11/01/2033
89612L-AA-4	TAH 2019-SFR1 A 2.75 03/17/2038 ABS		11/01/2023	MBS PAYDOWN		15,023	15,023	15,023	15,024		(1)		(1)		15,023				261	03/17/2038
89613G-AA-4	TAH 2020-SFR1 A 1.499 07/17/2038 ABS		04/01/2023	MBS PAYDOWN		5,923	5,923	5,923	5,924						5,923				30	07/17/2038
89668Q-AE-8	TRINSEO OP / TRINSEO FI 5.375 09/01/2025	D	09/08/2023	ISSUER SECURITY CALLED BY		192,000	192,000	195,911	158,141	34,840	(976)		33,864		192,005		(5)	(5)	8,743	09/01/2025
896818-AS-0	TRIUMPH GROUP INC 8.875 06/01/2024		03/14/2023	ISSUER		747,776	716,000	801,025	729,131	19,799	(7,169)		12,630		741,761		(25,761)	(25,761)	49,957	06/01/2024
89686Q-AA-4	TRIVIUM PACKAGING FIN 5.5 08/15/2026	D	10/30/2023	VARIOUS		672,452	734,000	770,842	686,099	64,211	(8,020)		56,191		742,289		(69,838)	(69,838)	47,627	08/15/2026
89788M-AG-7	TRUIST FINANCIAL CORP VAR 06/06/2028 Trust Estate of Bernice Pauahi Bishop 3.85 01/19/37 Private		11/17/2023	Lynch SINKING FUND REDEMPTION		783,989	840,000	805,720	806,041		4,987		4,987		811,029		(27,040)	(27,040)	33,190	06/06/2028
89837#-AH-1	TSQ 2018-20TS A 3.20323 05/15/2035 CMBS		01/19/2023	MBS PAYDOWN		834,667	834,667	834,667	834,655		12		12		834,667				8,034	01/19/2037
90137L-AA-8	TSQ 2018-20TS A 3.20323 05/15/2035 CMBS		12/01/2023	MBS PAYDOWN		1,407,469	1,407,469	1,378,323	1,405,294		2,174		2,174		1,407,469				37,011	05/15/2035
90138F-AD-4	TIVILIO INC 3.875 03/15/2031		11/20/2023	VARIOUS		3,156,500	3,774,000	3,717,650	2,996,518	725,114	5,203		730,317		3,726,835		(570,335)	(570,335)	171,177	03/15/2031
902104-AC-2	COHERENT CORP 5 12/15/2029		08/29/2023	VARIOUS		193,883	217,000	217,586	187,755	29,442	(151)		29,291		217,046		(23,163)	(23,163)	7,257	12/15/2029
902494-BC-6	TYSON FOODS INC 3.55 06/02/2027		09/12/2023	MARKETAXESS CORP		1,081,271	1,160,000	1,173,867	1,168,737		(1,325)		(1,325)		1,167,412		(86,142)	(86,142)	32,258	06/02/2027
90276V-AD-1	UBSCM 2018-C8 A3 3.72 02/15/2051 CMBS		02/01/2023	MBS PAYDOWN		82,241	82,241	81,605	82,240		1		1		82,241				271	02/15/2051
90278L-AX-7	UBSCM 2018-C15 A3 4.0746 12/15/2051 CMBS		12/01/2023	MBS PAYDOWN		452,865	452,865	457,393	453,252		(387)		(387)		452,865				7,889	12/15/2051
90290M-AC-5	US FOODS INC 6.25 04/15/2025		09/25/2023	ISSUER SECURITY CALLED BY		338,205	333,000	338,828	330,299	6,626	(2,178)		4,448		334,747		(1,747)	(1,747)	24,861	04/15/2025
90290M-AE-1	US FOODS INC 4.625 06/01/2030		09/18/2023	MERRILL LYNCH PIERCE FENNER & SMITH INC		63,764	72,000	61,620	61,981		761		761		62,742		1,022	1,022	2,673	06/01/2030
90349G-BF-1	UBSBB 2013-C6 A4 3.2443 04/10/2046 CMBS		04/01/2023	MBS PAYDOWN		7,906,738	7,906,738	8,056,482	7,910,015		(3,277)		(3,277)		7,906,738				39,772	04/10/2046
90353D-AV-7	UBSCM 2018-C12 A2 4.1519 08/15/2051 CMBS		01/04/2023	VARIOUS		3,193,904	3,230,937	3,327,858	3,243,524		(336)		(336)		3,243,189		(49,285)	(49,285)	13,026	07/15/2051
90353T-AG-5	UBER TECHNOLOGIES INC 6.25 01/15/2028		09/18/2023	AMERICAS INC		479,492	486,000	528,525	468,227	40,713	(7,670)		33,043		501,270		(21,778)	(21,778)	35,859	01/15/2028
90355E-AA-9	USAUT 2021-1A A 0.79 07/15/2024 ABS		02/15/2023	MBS PAYDOWN		162,184	162,186	162,178	162,182		3		3		162,186		(2)	(2)	120	07/15/2024
90775Q-AD-8	UART 2021-1A A4 0.98 07/15/2026 ABS		12/06/2023	VARIOUS		4,427,269	4,500,000	4,500,000	4,500,093		(140)		(140)		4,499,953		(72,684)	(72,684)	41,918	07/15/2026
90783T-AA-8	UNP RR CD 2004 PASS TRS 5.404 07/02/2025		01/03/2023	VARIOUS		95,430	95,430	104,765	95,980		16		16		95,996		(565)	(565)	412	07/02/2025
90931G-AA-7	UNITED AIR 2020-1 A PTT 5.875 10/15/2027		09/18/2023	VARIOUS		545,257	549,316	551,966	551,843		(445)		(445)		551,399		(6,142)	(6,142)	27,341	04/15/2029
90932L-AG-2	UNITED AIRLINES INC 4.375 04/15/2026		09/18/2023	VARIOUS		378,570	400,000	414,621	370,524	38,966	(647)		38,319		408,843		(30,274)	(30,274)	7,763	04/15/2026
90932L-AH-0	UNITED AIRLINES INC 4.625 04/15/2029		11/21/2023	VARIOUS		4,157,825	4,747,000	4,794,954	4,113,370	673,106	(5,435)		667,671		4,781,042		(623,217)	(623,217)	241,131	04/15/2029
90932V-AA-3	UNITED AIR 2020-1 B PTT 4.875 01/15/2026		10/15/2023	SINKING FUND REDEMPTION		8,470	8,470	8,470	8,470						8,470				155	07/15/2027
911312-BZ-8	UNITED PARCEL SERVICE 4.875 03/03/2033		11/27/2023	MARKETAXESS CORP MERRILL LYNCH PIERCE FENNER & SMITH INC		251,139	255,000	254,918			119		119		255,037		(3,898)	(3,898)	9,393	03/03/2033
911365-BF-0	UNITED RENTALS NORTH AM 5.5 05/15/2027		12/04/2023	VARIOUS		82,144	83,000	86,974	81,953	2,494	(659)		1,835		83,788		(1,644)	(1,644)	5,973	05/15/2027
911365-BO-6	UNITED RENTALS NORTH AM 6 12/15/2029		12/19/2023	VARIOUS		336,651	334,000	334,000	334,728						334,728		1,923	1,923	9,390	12/15/2029
91324P-EP-3	UNITEDHEALTH GROUP INC 5.25 02/15/2028		11/27/2023	VARIOUS		835,648	825,000	843,686	843,262		(2,959)		(2,959)		840,303		(4,655)	(4,655)	46,637	02/15/2028
91327B-AB-6	UNITI GROUP/CSL CAPITAL 4.75 04/15/2028		01/31/2023	VARIOUS		193,520	236,000	227,582	188,472	39,808	114		39,922		228,394		(34,874)	(34,874)	3,317	04/15/2028
91327T-AA-9	UNITI GROUP/CSL CAPITAL 10.5 02/15/2028		09/18/2023	BARCLAYS CAPITAL SECURITIES INC		109,868	110,000	110,000			348		348		110,348		(480)	(480)	6,930	02/15/2028
914906-AS-1	UNIVISION COMMUNICATION 5.125 02/15/2025		12/18/2023	ISSUER SECURITY CALLED BY		84,000	84,000	80,331	80,023	2,451	546		2,997		83,020		980	980	5,203	02/15/2025
914906-AU-6	UNIVISION COMMUNICATION 6.625 06/01/2027		05/04/2023	GOLDMAN SACHS & CO LLC		34,110	36,000	36,356	34,768	1,415	(20)		1,395		36,164		(2,054)	(2,054)	1,040	06/01/2027

E14.41

ANNUAL STATEMENT FOR THE YEAR 2023 OF THE ZURICH AMERICAN INSURANCE COMPANY

SCHEDULE D - PART 4

Showing All Long-Term Bonds and Stocks SOLD, REDEEMED or Otherwise DISPOSED OF During Current Year

1	2	3	4	5	6	7	8	9	10	Change In Book/Adjusted Carrying Value					16	17	18	19	20	21
										11	12	13	14	15						
CUSIP Identification	Description	Foreign	Disposal Date	Name of Purchaser	Number of Shares of Stock	Consideration	Par Value	Actual Cost	Prior Year Book/ Adjusted Carrying Value	Unrealized Valuation Increase/ (Decrease)	Current Year's (Amortization)/ Accretion	Current Year's Other-Than-Temporary Impairment Recognized	Total Change in Book/ Adjusted Carrying Value (11+12-13)	Total Foreign Exchange Change in Book/ Adjusted Carrying Value	Book/ Adjusted Carrying Value at Disposal Date	Foreign Exchange Gain (Loss) on Disposal	Realized Gain (Loss) on Disposal	Total Gain (Loss) on Disposal	Bond Interest/ Stock Dividends Received During Year	Stated Contractual Maturity Date
914906-AV-4	UNIVISION COMMUNICATIONS 4.5 05/01/2029		12/11/2023	VARIOUS		743,098	865,000	800,973	718,659	82,754	4,637		87,391		806,051		(62,953)	(62,953)	26,893	05/01/2029
914906-AX-0	UNIVISION COMMUNICATION 7.375 06/30/2030		05/04/2023	Citigroup Global Markets Inc.		24,570	26,000	25,806	24,879	1,036	15		1,051		25,930		(1,360)	(1,360)	682	06/30/2030
914906-AY-8	UNIVISION COMMUNICATIONS 8 08/15/2028		09/18/2023	MORGAN STANLEY & CO LLC		102,966	105,000	105,000			272		272		105,272		(2,306)	(2,306)	1,003	08/15/2028
915310-AA-3	Tomato Club SDL, LLC 4.66 07/15/45 Private		12/15/2023	SINKING FUND REDEMPTION		98,756	98,756	98,756	98,768		(13)		(13)		98,756				2,560	07/15/2045
91679A-AA-4	UPST 2023-1 A 6.59 02/20/2033 ABS		12/20/2023	MBS PAYDOWN		820,377	820,377	820,332	820,377		493		493		820,377				25,940	02/20/2033
91682N-AA-1	UPST 2021-4 A 0.84 09/20/2031 ABS		12/20/2023	MBS PAYDOWN		1,338,203	1,338,203	1,338,038	1,338,208		(5)		(5)		1,338,203				5,721	09/20/2031
91740P-AC-2	USA COM PART/USA COM FI 6.875 04/01/2026		09/18/2023	MERRILL LYNCH PIERCE FENNER & SMITH INC		138,128	140,000	143,152	134,499	6,397	(747)		5,650		140,149		(2,021)	(2,021)	9,331	04/01/2026
91740P-AF-5	USA COM PART/USA COM FI 6.875 09/01/2027		09/18/2023	JEFFERIES LLC		74,614	77,000	77,693	72,214	5,179	(89)		5,090		77,304		(2,690)	(2,690)	5,573	09/01/2027
918286-AA-3	VSTNA 2018-A A 3.56 02/20/2036 ABS		12/20/2023	MBS PAYDOWN		250,687	250,687	250,675	250,771		(84)		(84)		250,687				4,737	02/20/2036
91911X-AV-6	BAUSCH HEALTH AMERICAS 9.25 04/01/2026		02/02/2023	FENNER & SMITH INC		118,381	155,000	168,569	109,198		(288)		49,919		159,116		(40,734)	(40,734)	4,978	04/01/2026
92243X-AE-1	VEDANTA RESOURCES 8.95 03/11/2025	D	10/30/2023	PERSHING LLC		146,000	200,000	198,750	198,750		276		63,347		199,485		(53,485)	(53,485)	20,386	03/11/2025
92277G-AV-9	VENTAS REALTY LP 4.75 11/15/2030		11/27/2023	Bank of America Merrill Lynch		380,644	410,000	478,470	470,114		(6,496)		(6,496)		463,617		(82,973)	(82,973)	20,232	11/15/2030
92328M-AA-1	VENTURE GLOBAL CALCASIE 3.875 08/15/2029		10/18/2023	VARIOUS		601,611	692,000	637,565	597,892	40,533	2,657		43,190		641,082		(39,471)	(39,471)	20,978	08/15/2029
92328M-AB-9	VENTURE GLOBAL CALCASIE 4.125 08/15/2031		10/20/2023	VARIOUS		387,539	466,000	466,949	397,270	69,747	21		69,768		467,038		(79,498)	(79,498)	18,796	08/15/2031
92328M-AC-7	VENTURE GLOBAL CALCASIE 3.875 11/01/2033		05/19/2023	VARIOUS		1,027,592	1,257,000	1,254,029	1,026,227	228,315	218		228,533		1,254,761		(227,169)	(227,169)	21,610	11/01/2033
92332Y-AA-9	VENTURE GLOBAL LNG INC 8.125 06/01/2028		11/06/2023	VARIOUS		444,821	455,000	455,000			691		691		455,691		(10,869)	(10,869)	12,418	06/01/2028
92332Y-AB-7	VENTURE GLOBAL LNG INC 8.375 06/01/2031		11/27/2023	VARIOUS		951,603	986,000	986,000			1,468		1,468		987,468		(35,866)	(35,866)	31,727	06/01/2031
92343V-ER-1	VERIZON COMMUNICATIONS 4.329 09/21/2028		09/13/2023	DEUTSCHE BANK SECURITIES INC		772,889	815,000	932,246	907,718		(10,663)		(10,663)		897,055		(124,166)	(124,166)	34,693	09/21/2028
92346L-AE-3	VERITAS US INC/BERMUDA L 7.5 09/01/2025		12/15/2023	MORGAN STANLEY & CO LLC		394,420	481,000	499,615	329,807	156,595	(5,479)		151,116		480,924		(86,504)	(86,504)	46,898	09/01/2025
92348T-AA-2	VZOT 2020-A A1A 1.85 07/22/2024 ABS		04/20/2023	MBS PAYDOWN		440,900	440,900	440,849	440,885		15		15		440,900				1,557	07/22/2024
923725-AD-7	VERMILION ENERGY INC 6.875 05/01/2030	A	09/25/2023	BARCLAYS CAPITAL SECURITIES INC		101,650	107,000	106,188	98,178	8,162	73		8,235		106,414		(4,764)	(4,764)	6,662	05/01/2030
92537K-AA-2	VERUS 2019-4 3.642 11/25/2059 WHOLE LOAN		12/01/2023	MBS PAYDOWN		90,066	90,066	86,520	89,414		652		652		90,066				1,280	11/25/2059
92537Q-AA-9	VERUS 2021-1 0.815 01/25/2066 WHOLE LOAN		12/01/2023	MBS PAYDOWN		380,154	380,154	380,147	380,153		1		1		380,154				1,672	01/25/2066
92537R-AA-7	TK ELEVATOR US NEWCO INC 5.25 07/15/2027		09/18/2023	GOLDMAN SACHS & CO LLC		239,807	261,000	267,878	232,170	32,981	(1,106)		31,875		264,045		(24,238)	(24,238)	16,177	07/15/2027
92538B-AA-1	VERUS 2021-R1 0.82 10/25/2063 WHOLE LOAN		12/01/2023	MBS PAYDOWN		232,984	232,984	232,981	232,983		1		1		232,984				956	10/25/2063
92538E-AA-5	VERUS 2021-R3 1.02 04/25/2064 WHOLE LOAN		12/01/2023	MBS PAYDOWN		75,410	75,410	75,409	75,410						75,410				390	04/25/2064
92538F-AA-2	VERUS 2021-2 1.031 02/25/2066 WHOLE LOAN		12/01/2023	MBS PAYDOWN		258,983	258,983	258,979	258,982		1		1		258,983				1,404	02/25/2066
92538L-AA-9	VERUS 2020-4 1.502 05/25/2065 WHOLE LOAN		12/01/2023	MBS PAYDOWN		115,083	115,083	115,081	115,082						115,083				970	06/25/2065
92538J-AA-3	VERUS 2022-1 5.041 08/25/2067 WHOLE LOAN		12/01/2023	MBS PAYDOWN		362,407	362,407	362,401	362,409		(2)		(2)		362,407				9,954	08/25/2067
925550-AF-2	VIAVI SOLUTIONS INC 3.75 10/01/2029		07/14/2023	VARIOUS		246,925	290,000	290,320	241,918	48,420	(16)		48,404		290,322		(43,398)	(43,398)	7,624	10/01/2029
92564R-AD-7	VICI PROPERTIES / NOTE 3.75 02/15/2027		12/04/2023	PERSHING LLC		241,509	260,000	259,456	258,486		3		3		258,489		(16,980)	(16,980)	12,756	02/15/2027
92564R-AE-5	VICI PROPERTIES / NOTE 4.125 08/15/2030		09/18/2023	JEFFERIES LLC		105,728	123,000	103,008	103,320		1,460		1,460		104,780				5,567	08/15/2030
92564R-AF-2	VICI PROPERTIES / NOTE 5.625 05/01/2024		02/10/2023	JP MORGAN SECURITIES LLC		49,845	50,000	49,206	49,285		63		63		49,348				497	05/01/2024
92564R-AJ-4	VICI PROPERTIES / NOTE 5.75 02/01/2027		12/04/2023	MERRILL LYNCH PIERCE FENNER & SMITH INC		11,842	12,000	12,915	12,514		(116)		(116)		12,399		(557)	(557)	930	02/01/2027
92564R-AK-1	VICI PROPERTIES / NOTE 4.5 01/15/2028		12/04/2023	MORGAN STANLEY & CO LLC		352,750	379,000	368,737	370,304		1,343		1,343		371,647		(18,897)	(18,897)	23,735	01/15/2028
92564R-AL-9	VICI PROPERTIES / NOTE 3.875 02/15/2029		09/14/2023	HSBC SECURITIES USA INC		47,305	54,000	48,668	48,952		503		503		49,454		(2,150)	(2,150)	2,284	02/15/2029
925650-AD-5	VICI PROPERTIES LP 5.125 05/15/2032		08/21/2023	MERRILL LYNCH PIERCE FENNER & SMITH INC		428,354	473,000	423,690	424,135		2,519		2,519		426,654		1,700	1,700	18,720	05/15/2032
92660F-AN-4	VIDEOTRON LTD 3.625 06/15/2029	A	03/01/2023	VARIOUS		324,647	381,000	350,817	322,128	28,689			28,689		350,817		(26,170)	(26,170)	2,541	06/15/2029

E14.42

ANNUAL STATEMENT FOR THE YEAR 2023 OF THE ZURICH AMERICAN INSURANCE COMPANY

SCHEDULE D - PART 4

Showing All Long-Term Bonds and Stocks SOLD, REDEEMED or Otherwise DISPOSED OF During Current Year

1	2	3	4	5	6	7	8	9	10	Change In Book/Adjusted Carrying Value					16	17	18	19	20	21
										11	12	13	14	15						
CUSIP Identification	Description	Foreign	Disposal Date	Name of Purchaser	Number of Shares of Stock	Consideration	Par Value	Actual Cost	Prior Year Book/ Adjusted Carrying Value	Unrealized Valuation Increase/ (Decrease)	Current Year's (Amortization)/ Accretion	Current Year's Other-Than-Temporary Impairment Recognized	Total Change in Book/ Adjusted Carrying Value (11+12-13)	Total Foreign Exchange Change in Book/ Adjusted Carrying Value	Book/ Adjusted Carrying Value at Disposal Date	Foreign Exchange Gain (Loss) on Disposal	Realized Gain (Loss) on Disposal	Total Gain (Loss) on Disposal	Bond Interest/ Stock Dividends Received During Year	Stated Contractual Maturity Date
92735L-AA-0	CHESAPEAKE ENERGY CORP 6.75 04/15/2029		04/13/2023	VARIOUS		65,010	66,000	66,000	64,269	1,770	14		1,784		66,053		(1,043)	(1,043)	2,085	04/15/2029
92769X-AR-6	VIRGIN MEDIA SECURED FIN 4.5 08/15/2030	D	09/18/2023	MERRILL LYNCH PIERCE FENNER & SMITH INC MORGAN STANLEY & CO LLC		169,446	200,000	167,060			1,800		1,800		168,860		586	586	5,375	08/15/2030
92770Q-AA-5	VIRGIN MEDIA VEND FIN IV 5 07/15/2028	D	09/18/2023	SINKING FUND REDEMPTION		173,546	200,000	204,682	174,760	27,999	(755)		27,244		202,004		(28,458)	(28,458)	11,806	07/15/2028
92838@-AA-1	VISTA RIDGE LLC 2.57 10/14/2049 PRIVATE		12/31/2023	VARIOUS		549,904	549,904	549,904	549,922		(18)		(18)		549,904				11,566	10/14/2049
92840V-AH-5	VISTRA OPERATIONS CO LL 4.375 05/01/2029		05/09/2023	VARIOUS		217,185	246,000	246,000	212,460	33,597	30		33,627		246,088		(28,903)	(28,903)	5,667	05/01/2029
92858R-AB-6	VIED 02 UK FINAN 4.75 07/15/2031	D	02/08/2023	DEUTSCHE BANK SECURITIES INC		172,000	200,000	203,921	162,496	40,837	(48)		40,789		203,285		(31,285)	(31,285)	5,410	07/15/2031
92868K-AB-9	VALET 2021-1 A2 0.49 10/21/2024 ABS		06/20/2023	VARIOUS		2,181,736	2,181,736	2,157,277	2,166,338		15,398		15,398		2,181,736				3,089	10/21/2024
92890F-AT-3	WFRBS 2014-C20 A4 3.723 05/15/2047 CMBS		12/01/2023	MBS PAYDOWN		1,295,856	1,295,856	1,308,804	1,298,317		(2,461)		(2,461)		1,295,856				45,013	05/15/2047
92890K-AZ-8	WFRBS 2014-C22 A4 3.488 09/15/2057 CMBS		08/01/2023	MBS PAYDOWN		336,529	336,529	344,338	337,051		(521)		(521)		336,529				6,679	09/15/2057
92890K-BA-2	WFRBS 2014-C22 A5 3.752 09/15/2057 CMBS		04/24/2023	BARCLAYS CAPITAL SECURITIES INC		8,630,088	8,929,000	9,196,647	8,977,714		(9,673)		(9,673)		8,968,040		(337,953)	(337,953)	134,006	09/15/2057
92890P-AE-4	WFRBS 2013-C14 A5 3.337 06/15/2046 CMBS		06/01/2023	MBS PAYDOWN		5,250,000	5,250,000	5,333,672	5,253,189		(3,189)		(3,189)		5,250,000				72,848	06/15/2046
92890P-AF-1	WFRBS 2013-C14 ASB 2.977 06/15/2046 CMBS		04/01/2023	MBS PAYDOWN		169,367	169,367	168,686	169,341		26		26		169,367				861	06/15/2046
92915U-AG-9	VOYA 2017-2A A1R FLT 06/07/2030 LL	D	10/16/2023	MBS PAYDOWN		52,763,211	52,763,211	52,763,211	52,744,904		18,308		18,308		52,763,211				1,951,397	06/07/2030
92922F-GN-2	WAMU 2003-S11 1A 5 11/25/2033 WHOLE LOAN		12/01/2023	MBS PAYDOWN		197,482	197,482	187,114	196,507		975		975		197,482				5,794	11/25/2033
92922F-NH-7	WAMU 2004-AR3 FLT 06/25/2034 WHOLE LOAN		12/01/2023	MBS PAYDOWN		18,430	18,430	18,614	18,430						18,430				323	06/25/2034
92922F-YA-0	WAMU 2004-AR11 FLT 10/25/2034 WHOLE LOAN		12/01/2023	MBS PAYDOWN		34,201	34,201	34,486	34,201						34,201				574	10/25/2034
92933B-AQ-7	WMG ACQUISITION CORP 3.875 07/15/2030		05/01/2023	VARIOUS		138,708	157,000	156,431	135,299	20,859	(6)		20,853		156,152		(17,445)	(17,445)	4,215	07/15/2030
92933B-AR-5	WMG ACQUISITION CORP 3 02/15/2031		09/25/2023	WELLS FARGO SECURITIES LLC		57,600	72,000	70,201	57,608	12,917	122		13,039		70,647		(13,047)	(13,047)	2,412	02/15/2031
92937U-AC-2	WFRBS 2013-C13 A3 2.749 05/15/2045 CMBS		01/01/2023	MBS PAYDOWN		495,599	495,599	486,717	490,398		5,201		5,201		495,599				1,135	05/15/2045
92939V-AG-8	WFRBS 2014-C19 A5 4.101 03/15/2047 CMBS		12/01/2023	MBS PAYDOWN		1,982,350	1,982,350	2,045,057	1,989,241		(6,891)		(6,891)		1,982,350				81,296	03/15/2047
92939F-AT-6	WFRBS 2014-C21 A4 3.41 08/15/2047 CMBS		12/01/2023	MBS PAYDOWN MORGAN STANLEY & CO LLC		185,026	185,026	194,993	186,367		(1,341)		(1,341)		185,026				5,722	08/15/2047
92939F-AU-3	WFRBS 2014-C21 A5 3.678 08/15/2047 CMBS		05/22/2023	MBS PAYDOWN		4,842,578	5,000,000	5,149,695	5,025,155		(6,739)		(6,739)		5,018,416		(175,838)	(175,838)	88,374	08/15/2047
92940P-AE-4	WRKCO INC 3.9 06/01/2028		02/21/2023	GOLDMAN SACHS & CO LLC SECURITY CALLED BY ISSUER		771,136	830,000	830,869	830,657		54		54		830,711		(59,575)	(59,575)	7,373	06/01/2028
92943G-AC-5	WR GRACE HOLDING LLC 5.625 10/01/2024		03/09/2023	JP MORGAN SECURITIES LLC		220,903	220,000	239,321	217,281	9,016	(633)		8,383		225,663		(5,663)	(5,663)	6,335	10/01/2024
92943G-AD-3	WR GRACE HOLDING LLC 4.875 06/15/2027		09/18/2023	SINKING FUND REDEMPTION		165,093	177,000	167,920	156,803	12,078	1,169		13,247		170,050		(4,957)	(4,957)	6,591	06/15/2027
92966*-AC-3	Wabash Valley Power Series D 5.56 12/19/24 Private		10/31/2023	SINKING FUND REDEMPTION		54,051	54,051	54,051	54,049		2		2		54,051				1,697	12/19/2024
92966*-AD-1	Wabash Valley Power Series E 5.56 12/19/24 Private		10/31/2023	SINKING FUND REDEMPTION		38,608	38,608	38,608	38,606		1		1		38,608				1,212	12/19/2024
92966*-AE-9	Wabash Valley Power Series F 5.56 12/19/24 Private		10/31/2023	SINKING FUND REDEMPTION		61,772	61,772	61,772	61,773		(1)		(1)		61,772				1,939	12/19/2024
931142-EN-9	WALMART INC 3.25 07/08/2029		11/21/2023	DEUTSCHE BANK SECURITIES INC MORGAN STANLEY & CO LLC		185,558	200,000	194,930	195,314		587		587		195,901		(10,343)	(10,343)	8,956	07/08/2029
931427-AH-1	WALGREENS BOOTS ALLIANCE 3.8 11/18/2024		09/05/2023	MBS PAYDOWN		2,278,685	2,338,000	2,332,599	2,336,503		635		635		2,337,138		(58,453)	(58,453)	71,322	11/18/2024
939336-6B-4	WALMALT 2005-4 C 5.5 06/25/2035 WHOLE LOAN		12/01/2023	MBS PAYDOWN SECURITY CALLED BY ISSUER		19,520	21,358	21,358	18,735		1,228		(1,228)		17,507		2,013	2,013	626	06/25/2035
947075-AP-2	WEATHERFORD INTL LTD 11 12/01/2024		05/22/2023	ISSUER		7,193	7,000	7,228	7,163		(49)		(49)		7,113		(113)	(113)	475	12/01/2024
947075-AT-4	WEATHERFORD INTERNATIONAL 6.5 09/15/2028		10/16/2023	VARIOUS		67,873	67,000	67,221	65,147	1,857	31		1,888		67,035		(122)	(122)	4,881	09/15/2028
94988X-AT-3	WFCM 2014-LC16 A4 3.548 08/15/2050 CMBS		12/01/2023	MBS PAYDOWN		2,694,078	2,694,078	2,720,882	2,695,720		(1,641)		(1,641)		2,694,078				30,585	08/15/2050
94989C-AW-1	WFCM 2015-C26 A3 2.91 02/15/2048 CMBS		07/01/2023	MBS PAYDOWN		1,029,261	1,029,261	1,039,552	1,029,517		(255)		(255)		1,029,261				8,091	02/15/2048
94989E-AF-4	WFCM 2015-LC20 ASB 2.978 04/15/2050 CMBS		12/01/2023	MBS PAYDOWN		624,357	624,357	643,058	625,266		(908)		(908)		624,357				7,651	04/15/2050
94989J-AY-2	WFCM 2015-C28 A3 3.29 05/15/2048 CMBS		02/01/2023	MBS PAYDOWN		89,657	89,657	96,017	89,736		(80)		(80)		89,657				492	05/15/2048

E14.43

ANNUAL STATEMENT FOR THE YEAR 2023 OF THE ZURICH AMERICAN INSURANCE COMPANY

SCHEDULE D - PART 4

Showing All Long-Term Bonds and Stocks SOLD, REDEEMED or Otherwise DISPOSED OF During Current Year

1	2	3	4	5	6	7	8	9	10	Change In Book/Adjusted Carrying Value					16	17	18	19	20	21
										11	12	13	14	15						
CUSIP Identification	Description	Foreign	Disposal Date	Name of Purchaser	Number of Shares of Stock	Con- sideration	Par Value	Actual Cost	Prior Year Book/ Adjusted Carrying Value	Unrealized Valuation Increase/ (Decrease)	Current Year's (Amor- tization)/ Accretion	Current Year's Other- Than- Temporary Impairment Recognized	Total Change in Book/ Adjusted Carrying Value (11+12-13)	Total Foreign Exchange Change in Book/ Adjusted Carrying Value	Book/ Adjusted Carrying Value at Disposal Date	Foreign Exchange Gain (Loss) on Disposal	Realized Gain (Loss) on Disposal	Total Gain (Loss) on Disposal	Bond Interest/ Stock Dividends Received During Year	Stated Contractual Maturity Date
94989N-BF-3	WFCM 2015-C30 ASB 3.412 09/15/2058 CMBS		12/01/2023	MBS PAYDOWN		1,211,318	1,211,318	1,247,593	1,213,788		(2,471)		(2,471)		1,211,318				22,499	09/15/2058
94989Y-AV-9	WFCM 2016-C32 A3 3.294 01/15/2059 CMBS		03/01/2023	MBS PAYDOWN		20,657	20,657	22,537	20,730		(73)		(73)		20,657				170	01/15/2059
95000F-AS-5	WFCM 2016-C35 A3 2.674 07/15/2048 CMBS		03/01/2023	MBS PAYDOWN		208,200	208,200	194,985	207,904		297		297		208,200				1,340	07/15/2048
95000H-BE-1	WFCM 2016-LC24 A3 2.684 10/15/2049 CMBS		02/01/2023	MBS PAYDOWN		85,243	85,243	87,451	85,291		(47)		(47)		85,243				381	10/15/2049
95000P-AD-6	WFCM 2016-C37 A4 3.525 12/15/2049 CMBS		11/01/2023	MBS PAYDOWN		164,731	164,731	162,215	164,223		507		507		164,731				5,323	12/15/2049
95000U-2C-6	WELLS FARGO & COMPANY 3.75 01/24/2024		03/06/2023	WELLS FARGO SECURITIES LLC		8,587,369	8,720,000	8,855,927	8,747,714		(4,744)		(4,744)		8,742,969		(155,601)	(155,601)	203,467	01/24/2024
95001E-AA-6	WFCM 2017-HSDB A FLT 12/13/2031 CMBS		05/13/2023	MATURITY		7,639,000	7,639,000	7,639,000	7,638,368		999		999		7,639,367		(367)	(367)	182,660	12/13/2031
95001J-AV-9	WFCM 2018-C44 ASB 4.167 05/15/2051 CMBS		12/01/2023	MBS PAYDOWN		288,014	288,014	278,437			2,217		2,217		288,014				8,042	05/15/2051
95001L-AS-1	WFCM 2018-C43 ASB 3.951 03/15/2051 CMBS		12/01/2023	MBS PAYDOWN		211,366	211,366	203,282			1,518		1,518		211,366				4,498	03/15/2051
95001L-AT-9	WFCM 2018-C43 A3 3.746 03/15/2051 CMBS		02/01/2023	MBS PAYDOWN		298,272	298,272	301,240	298,308		(36)		(36)		298,272				1,562	03/15/2051
95001Q-AR-2	WFCM 2018-C46 A2 4.058 08/15/2051 CMBS		12/01/2023	MBS PAYDOWN		2,624,981	2,624,981	2,703,649			(7,224)		(7,224)		2,624,981				33,464	08/15/2051
95002D-BG-3	WFCM 2018-C47 A4 4.442 09/15/2061 CMBS		08/16/2023	BARCLAYS CAPITAL SECURITIES INC.		6,752,250	7,200,000	7,415,489	7,333,463		(13,448)		(13,448)		7,320,015		(567,765)	(567,765)	228,319	09/15/2061
95002U-AA-9	WFCM 2020-C58 A1 0.548 07/15/2053 CMBS		09/01/2023	MBS PAYDOWN		646,208	646,208	646,199	646,198		10		10		646,208				836	07/15/2053
95003L-AA-8	WFCM 2021-SAVE A FLT 02/15/2040 CMBS		09/15/2023	MBS PAYDOWN		655,934	655,934	655,934	656,072		(138)		(138)		655,934				28,264	02/15/2040
95040Q-AD-6	WELLTOWER OP LLC 4.25 04/15/2028		11/21/2023	MARKETAXESS CORP		331,170	350,000	392,361	385,015		(5,894)		(5,894)		379,121		(47,951)	(47,951)	16,486	04/15/2028
950739-AA-0	WEPCO 2021-1 A 1.578 12/15/2035 ABS		12/15/2023	MBS PAYDOWN		340,502	340,502	293,856			2,906		2,906		340,502				4,035	12/15/2035
95081Q-AN-4	WESCO DISTRIBUTION INC 7.125 06/15/2025		09/18/2023	Citigroup Global Markets Inc.		249,476	249,000	249,000	249,127		(115)		(115)		249,012		463	463	13,552	06/15/2025
958254-AD-6	WESTERN MIDSTREAM OPERAT 5.45 04/01/2044		09/18/2023	VARIOUS		109,555	133,000	96,093	97,613		436		436		98,049		11,507	11,507	6,377	04/01/2044
958254-AH-7	WESTERN MIDSTREAM OPERAT 4.5 03/01/2028		04/28/2023	GOLDMAN SACHS & CO LLC		126,990	133,000	138,719	121,879	15,466	(259)		15,207		137,086		(10,096)	(10,096)	4,007	03/01/2028
958254-AL-8	WESTERN MIDSTREAM OPERAT 5.5 08/15/2048		08/21/2023	SECURITIES INC		99,461	125,000	104,075	95,996	8,646	189		8,835		104,831		(5,370)	(5,370)	7,028	08/15/2048
958667-AA-5	WESTERN MIDSTREAM OPERAT 5.5 02/01/2050		04/12/2023	MARKETAXESS CORP		386,395	454,000	506,473	375,394	129,204	(224)		128,980		504,374		(117,980)	(117,980)	17,548	02/01/2050
96043F-AB-9	WLAKE 2021-1A A2A 0.39 10/15/2024 ABS		02/15/2023	MBS PAYDOWN		194,120	194,120	194,111	194,118		2		2		194,120				92	10/15/2024
961214-DZ-3	WESTPAC BANKING CORP 3.65 05/15/2023		05/15/2023	MATURITY		2,465,000	2,465,000	2,464,334	2,464,762		238		238		2,465,000				44,986	05/15/2023
96221Q-AD-5	WFRBS 2013-C18 A4 3.896 12/15/2046 CMBS		12/01/2023	MBS PAYDOWN		1,223,359	1,223,359	1,308,373	1,256,680		(33,321)		(33,321)		1,223,359				44,596	12/15/2046
96221T-AD-9	WFRBS 2014-LC14 A4 3.766 03/15/2047 CMBS		08/23/2023	VARIOUS		8,608,776	8,635,295	8,720,966	8,647,100		(9,666)		(9,666)		8,637,434		(28,658)	(28,658)	231,798	03/15/2047
96928*-BA-4	William Blair CTL P 5.73 04/15/28 Private		12/15/2023	SINKING FUND REDEMPTION		577,838	577,872	584,073	578,153		(281)		(281)		577,872		(34)	(34)	18,239	04/15/2028
96950F-AQ-7	WILLIAMS COMPANIES INC 3.9 01/15/2025		09/05/2023	Citigroup Global Markets Inc.		2,055,073	2,109,000	2,088,606	2,103,977		1,734		1,734		2,105,710		(50,637)	(50,637)	94,132	01/15/2025
96950G-AE-2	WILLIAMS SCOTSMAN INC 4.625 08/15/2028		09/12/2023	JP MORGAN SECURITIES LLC		147,923	163,000	164,260	148,257	15,489	(175)		15,314		163,571		(15,648)	(15,648)	8,146	08/15/2028
97181#-KZ-5	UNION PACIFIC CORP 5.36 07/02/28 Private		01/02/2023	SINKING FUND REDEMPTION		16,252	16,252	16,252	16,252						16,252				436	07/02/2028
97181#-LA-9	UNION PACIFIC CORP 5.38 07/02/28 Private		01/02/2023	SINKING FUND REDEMPTION		27,927	27,927	27,927	27,928		(1)		(1)		27,927				751	07/02/2028
97342V-AA-2	WINDM GMBH 5.02 06/30/2027 InfraDebt	D	12/30/2023	SINKING FUND REDEMPTION		1,693,450	1,693,450	1,693,450	1,694,040		(590)		(590)		1,693,450				21,253	06/30/2027
97789L-AB-2	WESCO AIRCRAFT HOLDINGS 9 11/15/2026		02/08/2023	SECURITY CALLED BY ISSUER		2,000	2,000	1,980	1,283	708	1		709		1,991		9	9	45	11/15/2026
97789L-AC-0	WESCO AIRCRAFT HOLDINGS 8.5 11/15/2024		02/08/2023	SECURITY CALLED BY ISSUER		2,000	2,000	1,980	985	1,008	1		1,009		1,994		6	6	42	11/15/2024
98163D-AD-0	WOSAT 2020-A A3 0.55 07/15/2025 ABS		06/15/2023	MBS PAYDOWN		652,657	652,657	652,621	652,648		8		8		652,657				932	07/15/2025
98163K-AB-8	WOART 2021-D A2 0.35 12/16/2024 ABS		07/15/2023	MBS PAYDOWN		1,756,736	1,756,736	1,738,895	1,746,659		10,078		10,078		1,756,736				1,801	12/16/2024
98163K-AC-6	WOART 2021-D A3 0.81 10/15/2026 ABS		12/15/2023	MBS PAYDOWN		1,215,076	1,215,076	1,214,910	1,215,077		(2)		(2)		1,215,076				7,760	10/15/2026
98163N-AB-2	WOLS 2022-A A2 2.63 10/15/2024 ABS		11/15/2023	MBS PAYDOWN		1,146,557	1,146,557	1,146,526	1,146,767		(210)		(210)		1,146,557				16,440	10/15/2024
98163Q-AD-1	WOART 2022-B A3 3.25 07/15/2027 ABS		07/05/2023	Mitsubishi UFJ Securities Intern. PLC		4,061,859	4,200,000	4,199,491	4,201,289		(465)		(465)		4,200,825		(138,965)	(138,965)	76,592	07/15/2027

E14.44

ANNUAL STATEMENT FOR THE YEAR 2023 OF THE ZURICH AMERICAN INSURANCE COMPANY

SCHEDULE D - PART 4

Showing All Long-Term Bonds and Stocks SOLD, REDEEMED or Otherwise DISPOSED OF During Current Year

1	2	3	4	5	6	7	8	9	10	Change In Book/Adjusted Carrying Value					16	17	18	19	20	21
										11	12	13	14	15						
CUSIP Identification	Description	Foreign	Disposal Date	Name of Purchaser	Number of Shares of Stock	Consideration	Par Value	Actual Cost	Prior Year Book/ Adjusted Carrying Value	Unrealized Valuation Increase/ (Decrease)	Current Year's (Amortization)/ Accretion	Current Year's Other-Than-Temporary Impairment Recognized	Total Change in Book/ Adjusted Carrying Value (11+12-13)	Total Foreign Exchange Change in Book/ Adjusted Carrying Value	Book/ Adjusted Carrying Value at Disposal Date	Foreign Exchange Gain (Loss) on Disposal	Realized Gain (Loss) on Disposal	Total Gain (Loss) on Disposal	Bond Interest/ Stock Dividends Received During Year	Stated Contractual Maturity Date
983133-AA-7	WYNN RESORTS FINANCE LL 5.125 10/01/2029		09/18/2023	MERRILL LYNCH PIERCE FENNER & SMITH INC Corporate Actions Event		164,323	185,000	186,376	158,654	27,722			27,722		186,376		(22,054)	(22,054)	9,192	10/01/2029
983133-AB-5	WYNN RESORTS FINANCE LLC 7.75 04/15/2025		02/16/2023			240,758	235,000	243,057	233,641	4,781	(345)		4,436		238,077		2,680	2,680	6,121	04/15/2025
98379J-AA-3	RXO INC 7.5 11/15/2027		01/03/2023	VARIOUS		15,263	15,000	14,886	14,886				3		14,889		374	374	219	11/15/2027
988498-AK-7	YUM! BRANDS INC 5.35 11/01/2043		12/04/2023	VARIOUS		7,049	8,000	6,982	6,626	437	11		448		7,073		(24)	(24)	253	11/01/2043
988498-AL-5	YUM! BRANDS INC 4.75 01/15/2030		04/03/2023	MERRILL LYNCH PIERCE FENNER & SMITH INC		111,443	117,000	126,278	107,548	17,092	(246)		16,846		124,394		(12,951)	(12,951)	4,014	01/15/2030
988498-AR-2	YUM! BRANDS INC 5.375 04/01/2032		02/08/2023	VARIOUS		36,168	38,000	35,388	35,171	308	27		335		35,505		663	663	724	04/01/2032
98919V-AA-3	ZAYO GROUP HOLDINGS INC 4 03/01/2027		09/18/2023	VARIOUS		432,243	572,000	550,214	423,915	128,825	1,014		129,839		553,754		(121,512)	(121,512)	18,042	03/01/2027
98953G-AD-7	ZIGGO BOND CO BV 5.125 02/28/2030	D	09/18/2023			153,046	200,000	210,830	162,318	45,568	(1,201)		44,367		206,685		(53,639)	(53,639)	12,101	02/28/2030
98978V-AB-9	ZOETIS INC 3.25 02/01/2023		02/01/2023	MATURITY		1,130,000	1,130,000	1,109,088	1,129,559		441		441		1,130,000				18,363	02/01/2023
98981B-AA-0	ZI TECH LLC/ZI FIN CORP 3.875 02/01/2029		09/18/2023	VARIOUS		232,382	273,000	272,301	230,052	42,357	77		42,434		272,486		(40,103)	(40,103)	11,495	02/01/2029
A3158#-AH-2	Private	D	09/26/2023	MATURITY		5,600,000	5,600,000	5,600,000	5,599,750		250		250		5,600,000				212,240	09/26/2023
BRT92M-QJ-0	HASI Muni Lease SYB Trust 2016-2 04/30/2037		10/31/2023	SINKING FUND REDEMPTION		631,654	631,654	631,654	631,664		(10)		(10)		631,654				23,492	04/30/2037
G5963#-AH-6	Meggitt plc 3.60 07/06/2026 PP	D	06/23/2023	SECURITY CALLED BY ISSUER		7,950,000	7,950,000	7,950,000	7,950,730		(849)		(849)		7,949,882		118	118	275,865	07/06/2026
G8228*-AH-5	Smith & Nephew Plc 3.15 11/19/22 Private	D	01/19/2023	Post Sale Income															2,433	11/19/2022
G8401*-AK-7	SSP Financing Ltd. 5.06 07/15/2026 PIK		03/31/2023	SINKING FUND REDEMPTION		96,381	96,381	96,381	96,257	34	90		124		96,381				3,091	07/15/2026
R6236@-AA-0	NORSPAN LNG III AS 4.8 07/27/2029 InfraDebt	D	08/31/2023	SINKING FUND REDEMPTION		889,783	889,783	889,783	889,883		(101)		(101)		889,783				21,782	07/27/2029
R6237@-AA-9	NORSPAN LNG VI AS 2.68 05/28/2030 Private	D	09/30/2023	SINKING FUND REDEMPTION		1,133,486	1,133,486	1,133,486	1,133,901		(415)		(415)		1,133,486				7,686	05/28/2030
1109999999. Subtotal - Bonds - Industrial and Miscellaneous (Unaffiliated)						1,202,924,437	1,236,768,037	1,251,445,400	1,193,406,618	8,633,401	(937,016)	742,521	6,953,864		1,238,964,363		(36,494,136)	(36,494,136)	32,931,086	XXX
00169Q-AD-1	GLOBAL MEDICAL RESPONSE FLT 03/14/2025 SL		08/24/2023	VARIOUS		3,096,583	4,609,931	2,597,866	3,273,051	1,346,502	(1,405)		2,020,283		2,597,866		498,717	498,717	278,656	03/14/2025
00169Q-AF-6	GLOBAL MEDICAL RESPONSE FLT 10/02/2025 SL		09/07/2023	VARIOUS		9,175,294	13,800,353	7,776,570	9,694,748	4,132,342	1,607		6,052,126		7,776,570		1,398,724	1,398,724	916,123	10/02/2025
00217X-AB-2	HEXION INC FLT 03/15/2029 SL		02/21/2023	Post Sale Income															4,662	03/15/2029
00488P-AL-9	ACRISURE LLC FLT 02/15/2027 SL		12/29/2023	SINKING FUND REDEMPTION		136,917	137,104	136,541	128,366	8,721	17		8,738		137,104		(187)	(187)	7,056	02/15/2027
00769E-AZ-3	ADVANTAGE SALES & MARKET I FLT 10/28/2027 SL		12/29/2023	VARIOUS		815,492	851,923	851,923	702,657	150,129	34		150,163		852,819		(37,328)	(37,328)	59,911	10/28/2027
01881U-AE-5	ALLIANT HOLDINGS INTERMED FLT 05/09/2025 SL		02/13/2023	VARIOUS		2,440,014	2,440,014	2,399,996	2,400,756		6,023		6,023		2,406,780		33,234	33,234	25,493	05/09/2025
02358@-AA-0	AMERCARE ROYAL LLC TL FLT 11/25/25 Private Loan		10/03/2023	VARIOUS		44,146	44,146	43,288	42,498	1,505	49		1,554		44,146				2,659	11/25/2025
02376C-BJ-3	AMERICAN AIRLINES INC FLT 04/20/2028 SL		10/20/2023	VARIOUS		6,239,000	6,201,500	6,164,980	6,139,974	86,407	57,087		143,134		6,283,108		(44,108)	(44,108)	333,221	04/20/2028
029227-A*-6	AMERICAN RENAL ASSOCIATES HOLDINGS FLT 01/25/2027 Term Loan		12/31/2023	VARIOUS		65,500	65,500	63,963	62,006	3,352	142		3,494		65,500				4,597	01/25/2027
03233A-AB-6	AMSURG LLC FLT 04/29/2027 SL		03/24/2023	BARCLAYS CAPITAL SECURITIES INC		4,802,865	4,803,740	4,767,712	4,647,618	219,597	27,486		247,083		4,894,701		(91,836)	(91,836)	281,401	04/29/2027
03234T-AW-8	AMWINS GROUP INC FLT 02/19/2028 SL SL		12/29/2023	VARIOUS		1,748,294	1,752,600	1,731,589	1,722,327	17,031	2,491		19,522		1,741,849		6,445	6,445	114,172	02/19/2028
03835E-AF-1	APPROVIN CORP FLT 10/21/2028 SL		12/29/2023	SINKING FUND REDEMPTION		55,096	55,096	54,959	52,263	2,837	(4)		2,833		55,096				2,798	10/21/2028
04649V-AW-0	ASURION LLC FLT 11/03/2024 SL		01/24/2023	VARIOUS		1,881,012	1,905,624	1,894,039	1,850,838	51,575	297		51,872		1,902,709		(21,697)	(21,697)	7,426	11/03/2024
04649V-AX-8	ASURION LLC FLT 12/18/2026 SL		12/31/2023	VARIOUS		4,303,645	4,372,671	4,318,013	3,891,795	456,995	6,066		463,061		4,354,856		(51,211)	(51,211)	295,197	12/18/2026
04649V-BB-5	ASURION LLC FLT 08/21/2028 SL		02/10/2023	VARIOUS		1,655,831	1,756,066	1,668,263	1,532,168	143,059	882		143,941		1,676,109		(20,278)	(20,278)	10,825	08/21/2028
08078U-AE-3	BELRON FINANCE US LLC FLT 10/30/2026 SL		12/29/2023	SINKING FUND REDEMPTION		62,500	62,500	62,344	62,009	484	7		491		62,500				2,799	10/30/2026

E14.45

ANNUAL STATEMENT FOR THE YEAR 2023 OF THE ZURICH AMERICAN INSURANCE COMPANY

SCHEDULE D - PART 4

Showing All Long-Term Bonds and Stocks SOLD, REDEEMED or Otherwise DISPOSED OF During Current Year

1	2	3	4	5	6	7	8	9	10	Change In Book/Adjusted Carrying Value					16	17	18	19	20	21
										11	12	13	14	15						
CUSIP Identification	Description	Foreign	Disposal Date	Name of Purchaser	Number of Shares of Stock	Consideration	Par Value	Actual Cost	Prior Year Book/ Adjusted Carrying Value	Unrealized Valuation Increase/ (Decrease)	Current Year's (Amortization)/ Accretion	Current Year's Other-Than-Temporary Impairment Recognized	Total Change in Book/ Adjusted Carrying Value (11+12-13)	Total Foreign Exchange Change in Book/ Adjusted Carrying Value	Book/ Adjusted Carrying Value at Disposal Date	Foreign Exchange Gain (Loss) on Disposal	Realized Gain (Loss) on Disposal	Total Gain (Loss) on Disposal	Bond Interest/ Stock Dividends Received During Year	Stated Contractual Maturity Date
08579J-BG-6	BERRY GLOBAL INC FLT 07/01/2026 SL Bond Pharmacy, Inc. FLT 06/27/2024 Term Loan		12/11/2023	SINKING FUND REDEMPTION		5,380,913	5,380,913	5,340,481	5,370,524		10,388		10,388		5,380,913				282,352	07/01/2026
09788H-AN-1			12/30/2023	VARIOUS		9,427,136	9,427,136	9,232,240	9,376,049		50,464		50,464		9,426,512		624	624	921,551	06/27/2024
11823L-AK-1	HERCULES MERGER SUB LLC FLT 11/01/2026 SL		12/30/2023	SINKING FUND REDEMPTION		5,122,840	5,122,846	5,122,846	23,165,640	(18,371,303)	328,510		(18,042,793)		5,122,846		(6)	(6)	321,533	11/01/2026
12511B-AC-6	CCC INTELLIGENT SOLUTION FLT 09/21/2028 SL		12/29/2023	SINKING FUND REDEMPTION		138,537	138,537	138,145	137,210	1,283	44		1,327		138,537				6,295	09/21/2028
12685L-AG-5	CABLE ONE INC FLT 04/28/2028 SL		12/19/2023	VARIOUS		7,602,301	7,645,236	7,607,010	7,444,548	191,762	3,061		194,823		7,639,371		(37,070)	(37,070)	513,861	04/28/2028
12768E-AG-1	CAESARS ENTERTAIN INC FLT 02/06/2030 SL		12/29/2023	SINKING FUND REDEMPTION		75,000	75,000	74,250			60		60		75,000				4,027	02/06/2030
12769L-AD-1	CAESARS RESORT COLLECTIO FLT 07/20/2025 SL		02/06/2023	SINKING FUND REDEMPTION		5,622,726	5,622,726	5,622,726	5,601,641	41,000	(19,914)		21,086		5,622,726				46,964	07/20/2025
14173@-AA-8	CarePathRx Midco Inc. FLT 5/14/26 Term Loan		07/13/2023	VARIOUS		5,621,680	5,621,680	5,481,138	5,489,754	53,950	77,976		131,926		5,621,680				177,653	05/14/2026
15134N-AF-3	CENGAGE LEARNING INC FLT 07/14/2026 SL		01/17/2023	Post Sale Income SINKING FUND REDEMPTION															12,022	07/14/2026
16115E-AS-6	CHART INDUSTRIES INC FLT 03/15/2030 SL		12/04/2023	SINKING FUND REDEMPTION		631,003	631,003	629,425			3		3		631,003				9,571	03/15/2030
25460H-AB-8	DIRECTV FINANCING LLC FLT 07/22/2027 SL		12/29/2023	SINKING FUND REDEMPTION		1,327,250	1,327,250	1,321,498	1,294,834	31,865	551		32,416		1,327,250				80,574	08/02/2027
26872N-AC-3	EMERALD DEBT MERGER FLT 05/31/2030 SL		12/29/2023	VARIOUS		1,024,086	1,032,927	1,023,625			190		190		1,024,001		85	85	2,069	05/31/2030
26928B-AM-1	EW SCRIPPS CO FLT 12/15/2027 SL		06/13/2023	VARIOUS		4,420,480	4,571,073	4,559,646	4,439,655	130,873	95		130,968		4,570,623		(150,143)	(150,143)	102,918	12/15/2027
29081L-AC-8	EMBECTA CORP FLT 03/30/2029 SL		05/15/2023	VARIOUS		3,377,407	3,414,847	3,394,178	3,248,373	154,993	323		155,316		3,403,690		(26,282)	(26,282)	90,472	03/30/2029
29267Y-AS-1	ENERGIZER HOLDINGS INC FLT 12/16/2027 SL		05/08/2023	VARIOUS		8,635,538	8,655,000	8,611,725	8,471,081	169,976	3,533		173,509		8,644,590		(9,053)	(9,053)	195,312	12/22/2027
29279U-AB-2	ENDURE DIGITAL INC FLT 02/10/2028 SL		12/29/2023	VARIOUS		5,513,272	5,796,206	5,767,225	5,202,009	601,962	440		602,402		5,804,411		(291,139)	(291,139)	266,203	02/10/2028
34416D-AW-8	FOCUS FINANCIAL PARTNERS FLT 06/30/2028 SL		12/29/2023	VARIOUS SINKING FUND REDEMPTION		1,601,033	1,615,761	1,587,485	1,580,702	8,642	2,475		11,117		1,591,819		9,214	9,214	52,143	06/30/2028
35100D-AT-3	FOUR SEASONS HOTELS LTD FLT 11/30/2029 SL	A	12/29/2023	JP MORGAN SECURITIES		38,160	38,160	38,160			(356)		(356)		38,160				693	11/30/2029
35180Y-AB-9	FRANCHISE GROUP INC FLT 03/10/2026 SL TPC Broadband Holdings LLC 05/30/25 TERM		05/01/2023	LLC		3,866,275	3,975,601	3,889,074	3,821,547	112,947	4,440		117,387		3,938,934		(72,659)	(72,659)	202,560	03/10/2026
36198@-AA-2	LOAN TPC Broadband Holdings LLC 05/30/25 TERM		05/09/2023	VARIOUS		6,448,787	6,448,787	6,448,787	6,218,056	229,086	1,646		230,732		6,448,787				252,668	05/30/2025
36198@-AB-0	LOAN DDTL TPC Broadband Holdings LLC 05/30/25 REVOLVER		05/09/2023	VARIOUS		2,232,158	2,232,158	2,215,073	2,152,294	66,311	13,553		79,864		2,232,158				87,458	05/30/2025
37444@-AA-2	GO DADDY OPERATING CO LLC FLT 08/10/2027 SL		05/09/2023	VARIOUS		581,596	581,596	581,596	560,787	20,809			20,809		581,596				22,788	05/30/2025
38017B-AQ-9	GOVCIO BUYER COMPANY TL FLT 08/18/2027 TERM		12/29/2023	VARIOUS		30,691	30,575	30,568	(3,750)	3,750	5		3,755		30,575		116	116	38,719	08/10/2027
38362*-AA-0	LOAN		12/29/2023	VARIOUS		202,009	202,009	197,969	198,440	3,304	265		3,569		202,009				8,869	08/18/2027
39843P-AG-8	GRIFOLS WORLDWIDE OPERAT FLT 11/15/2027 SL		12/07/2023	VARIOUS		5,387,161	5,449,310	5,448,378	5,258,584	209,630	(2,819)		206,811		5,465,395		(78,234)	(78,234)	327,886	11/15/2027
40416V-AE-5	CORE & MAIN LP FLT 07/27/2028 SL		10/31/2023	VARIOUS		79,409	79,409	79,182	63,188	6,798	17		6,815		79,409				3,020	07/27/2028
41755@-AA-7	HARVEST HILL BEVERAGE CO FLT 08/28/26 TERM		02/28/2023	VARIOUS		7,646,518	7,646,518	7,455,355	7,512,733		133,785		133,785		7,646,518				260,417	08/28/2026
42328D-AF-5	HELIOS SOFTWARE HOLDINGS FLT 03/11/2028 SL		07/18/2023	SINKING FUND REDEMPTION		1,908,677	1,908,677	1,901,814	1,867,264	39,041	2,373		41,414		1,908,677				86,109	03/11/2028
43162T-AR-1	HILLMAN GROUP INC FLT 01/24/2028 SL		12/29/2023	VARIOUS		4,120,650	4,133,222	4,123,442	4,008,688	125,953	1,055		127,008		4,135,697		(15,046)	(15,046)	104,404	07/14/2028
43162T-AT-7	HILLMAN GROUP INC FLT 01/24/2028 SL		07/31/2023	SINKING FUND REDEMPTION		2,020	2,020	2,020	1,962	58	(1)		57		2,020				104	07/14/2028
43289D-AH-6	HILTON WORLDWIDE FINANCE FLT 10/25/2013 SL		11/08/2023	VARIOUS		7,981,856	7,981,856	7,897,351	7,899,869		81,987		81,987		7,981,856				486,414	06/22/2026
44332E-AP-1	HUB INTERNATIONAL LTD FLT 04/25/2025 SL		06/20/2023	SINKING FUND REDEMPTION		15,388,413	15,388,413	15,345,189	15,232,463	150,626	5,324		155,950		15,388,413				775,775	04/25/2025

E14.46

ANNUAL STATEMENT FOR THE YEAR 2023 OF THE ZURICH AMERICAN INSURANCE COMPANY

SCHEDULE D - PART 4

Showing All Long-Term Bonds and Stocks SOLD, REDEEMED or Otherwise DISPOSED OF During Current Year

1	2	3	4	5	6	7	8	9	10	Change In Book/Adjusted Carrying Value					16	17	18	19	20	21
										11	12	13	14	15						
CUSIP Identification	Description	Foreign	Disposal Date	Name of Purchaser	Number of Shares of Stock	Consideration	Par Value	Actual Cost	Prior Year Book/ Adjusted Carrying Value	Unrealized Valuation Increase/ (Decrease)	Current Year's (Amortization)/ Accretion	Current Year's Other-Than-Temporary Impairment Recognized	Total Change in Book/ Adjusted Carrying Value (11+12-13)	Total Foreign Exchange Change in Book/ Adjusted Carrying Value	Book/ Adjusted Carrying Value at Disposal Date	Foreign Exchange Gain (Loss) on Disposal	Realized Gain (Loss) on Disposal	Total Gain (Loss) on Disposal	Bond Interest/ Stock Dividends Received During Year	Stated Contractual Maturity Date
44332E-AW-6	HUB INTERNATIONAL LTD FLT 06/08/2030 SL		12/29/2023	SINKING FUND REDEMPTION		26,718	26,718	26,451			440		440		26,718				620	06/08/2030
44988L-AF-4	IRB HOLDING CORP FLT 02/05/2025 SL		02/28/2023	SINKING FUND REDEMPTION		16,345,067	16,345,067	16,330,165	16,181,535	171,848	(8,315)		163,533		16,345,067				196,991	02/05/2025
44988L-AH-0	IRB HOLDING CORP FLT 1/25/2028 SL		04/04/2023	SINKING FUND REDEMPTION		35,496	35,496	35,152			12		12		35,496				175	12/15/2027
44988L-AH-0	IRB HOLDING CORP FLT 12/15/2027 SL		12/29/2023	VARIOUS		1,508,743	1,510,685	1,496,074			2,270		2,270		1,499,158		9,584	9,584	91,362	12/15/2027
45173J-AQ-7	11-VI INC FLT 07/02/2029 SL		12/29/2023	SINKING FUND REDEMPTION		557,946	557,946	540,692	556,656		1,290		1,290		557,946				24,350	07/02/2029
45174U-AF-5	IHEARTCOMMUNICATIONS INC FLT 05/01/2026 SL		12/13/2023	LUMIUS TECHNOLOGY HOLDING FLT 06/30/2027 SL		7,664,206	9,062,099	9,032,194	8,303,148	758,403	2,631		762,034		9,065,182		(1,400,976)	(1,400,976)	657,725	05/01/2026
45232U-AE-8	IMMUCOR INC FLT 07/02/25 TERM LOAN		12/29/2023	VARIOUS		5,890,001	5,892,563	5,891,094	5,642,143	266,601	(1,455)		265,146		5,907,289		(17,288)	(17,288)	460,093	06/30/2027
452526-AF-3	INGRAM MICRO INC FLT 03/30/2028 SL		03/14/2023	VARIOUS		8,858,911	8,858,911	8,681,733	8,739,593	19,365	99,953		119,318		8,858,911				190,838	07/02/2025
45258F-AB-6	SOUND INPATIENT PHYSICIA FLT 06/27/2025 SL		10/27/2023	VARIOUS		12,297,500	12,312,500	12,189,375	12,066,250	178,750	9,538		188,288		12,254,538		42,962	42,962	633,578	03/30/2028
46322E-AB-9	TERM LOAN		12/13/2023	VARIOUS		4,318,024	13,274,363	7,761,266	10,749,314	2,515,334	18,517	5,521,900	(2,988,049)		7,761,266		(3,443,241)	(3,443,241)	898,718	06/27/2025
48254E-AB-7	KKR APPLE BIDCO LLC FLT 09/22/2028 SL		12/29/2023	SINKING FUND REDEMPTION		50,000	50,000	49,875	49,194	820	(14)		806		50,000				2,430	09/22/2028
50204E-AB-4	LHS BORROWER LLC FLT 02/25/2029 SL		04/24/2023	VARIOUS		582,368	691,850	684,932	560,558	126,928	170		127,098		687,656		(105,288)	(105,288)	162	02/25/2029
50204E-AB-4	LHS BORROWER LLC FLT 02/16/2029 SL		12/29/2023	VARIOUS		3,531,559	4,312,987	4,269,857	3,493,497	791,267	3,250		794,517		4,288,014		(756,455)	(756,455)	184,257	02/25/2029
55292H-AB-9	MBS Services Holdings, LLC FLT 07/31/2024		03/09/2023	VARIOUS		3,457,346	4,321,682	1,283,885	1,283,885						1,283,885		2,173,460	2,173,460	89,158	11/30/2025
55392*-AA-8	Margaritaville Enterprises, LLC 06/17/27		12/29/2023	VARIOUS		532,850	532,850	519,587	525,534	61	3,288		3,349		532,850				36,286	07/31/2024
56658*-AH-8	TERM LOAN		11/09/2023	VARIOUS		331,231	331,231	326,263	322,891	7,279	1,062		8,341		331,231				23,855	06/17/2027
56658*-AJ-4	DTL		12/29/2023	VARIOUS		2,856	2,856	2,856							2,856				88	06/17/2027
58503U-AC-7	MOZART BORROWER LP FLT 10/23/2028 SL		12/29/2023	VARIOUS		9,720,787	9,708,912	9,660,425	9,223,168	506,466	1,141		507,607		9,730,776		(9,988)	(9,988)	675,392	10/23/2028
59408U-AB-3	MILEAGE PLUS HOLDINGS LLC FLT 06/20/2027		03/03/2023	VARIOUS		7,343,863	7,875,456	7,796,701	6,812,269	1,022,018	249		1,022,267		7,834,536		(490,674)	(490,674)	97,518	04/15/2028
59921P-AB-2	TERM LOAN		12/20/2023	VARIOUS		1,683,314	1,683,314	1,662,101	1,656,612		26,702		26,702		1,683,314				109,653	06/21/2027
60470H-AB-3	MIRION TECHNOLOGIES INC FLT 10/20/2028 SL		06/30/2023	SINKING FUND REDEMPTION		834,408	834,408	830,236	817,432	16,300	677		16,977		834,408				555	10/20/2028
62886V-AP-5	NCR CORP FLT 08/28/2026 SL		02/28/2023	JP MORGAN SECURITIES		4,865,189	4,914,332	4,877,734	4,754,617	146,126	2,006		148,132		4,902,748		(37,559)	(37,559)	111,431	08/28/2026
66877A-AD-0	NORTONLIFELOCK INC FLT 01/29/2029 SL		12/29/2023	LLC		4,378,178	4,379,803	4,357,904	4,371,653		3,527		3,527		4,375,181		2,997	2,997	161,393	09/12/2029
68764J-AD-3	ORYX MIDSTREAM HOLDINGS FLT 10/05/2028 SL		09/29/2023	SINKING FUND REDEMPTION		68,058	68,058	67,718	66,913	1,652	(507)		1,145		68,058				3,060	10/05/2028
68764J-AD-3	ORYX MIDSTREAM HOLDINGS FLT 10/05/2028 SL		12/29/2023	SINKING FUND REDEMPTION		22,686	22,686	22,573	22,375	551	(240)		311		22,686				2,013	10/05/2028
70533D-AF-7	PEDIATRIC ASSOCIATES HOL FLT 12/29/2028 SL		05/16/2023	VARIOUS		4,523,866	4,569,445	4,546,951	4,323,838	238,849	11,049		249,898		4,573,735		(49,869)	(49,869)	269,695	12/28/2028
71360H-AB-3	PERATON CORP FLT 02/01/2028 SL		12/29/2023	SINKING FUND REDEMPTION		157,613	157,628	156,840	154,063	3,506	59		3,565		157,628		(15)	(15)	8,792	02/01/2028
71677H-AL-9	PETSMART INC FLT 01/29/2028 SL		11/29/2023	VARIOUS		3,534,890	3,551,890	3,515,158	3,466,314	59,663	3,972		63,635		3,537,268		(2,378)	(2,378)	292,397	02/11/2028
71911K-AC-8	PHOENIX NEWCO INC FLT 11/15/2028 SL		12/29/2023	VARIOUS		124,594	124,594	123,696	108,023	6,516	99		6,615		124,594				7,072	11/15/2028
74101Y-AD-0	PRESIDIO HOLDING INC FLT 12/19/2026 SL		06/06/2023	VARIOUS		5,630,771	5,687,500	5,673,281	5,580,859	118,544	(1,107)		117,437		5,698,296		(67,526)	(67,526)	278,156	12/19/2026
74339U-AS-9	PROJECT RUBY ULTIMATE PAR FLT 03/08/2028 SL		12/29/2023	SINKING FUND REDEMPTION		122,865	122,865	122,251	115,926	6,932	7		6,939		122,865				6,367	03/08/2028
74743*-AA-5	QUAIL BUYER INC TL FLT 10/01/2027 TERM LOAN		12/31/2023	VARIOUS		85,965	85,965	84,246	85,852		114		114		85,965				3,315	10/01/2027
74909H-AE-9	QUORUM HEALTH CORP FLT 04/29/2025 SL		12/31/2023	DIRECT TO COMPANY		3,699,167	5,604,799	3,830,942	3,830,942						3,830,942		(131,775)	(131,775)		04/29/2025

E14.47

ANNUAL STATEMENT FOR THE YEAR 2023 OF THE ZURICH AMERICAN INSURANCE COMPANY

SCHEDULE D - PART 4

Showing All Long-Term Bonds and Stocks SOLD, REDEEMED or Otherwise DISPOSED OF During Current Year

1	2	3	4	5	6	7	8	9	10	Change In Book/Adjusted Carrying Value					16	17	18	19	20	21
										11	12	13	14	15						
CUSIP Identification	Description	Foreign	Disposal Date	Name of Purchaser	Number of Shares of Stock	Consideration	Par Value	Actual Cost	Prior Year Book/ Adjusted Carrying Value	Unrealized Valuation Increase/ (Decrease)	Current Year's (Amortization)/ Accretion	Current Year's Other-Than-Temporary Impairment Recognized	Total Change in Book/ Adjusted Carrying Value (11+12-13)	Total Foreign Exchange Change in Book/ Adjusted Carrying Value	Book/ Adjusted Carrying Value at Disposal Date	Foreign Exchange Gain (Loss) on Disposal	Realized Gain (Loss) on Disposal	Total Gain (Loss) on Disposal	Bond Interest/ Stock Dividends Received During Year	Stated Contractual Maturity Date
761520-AY-1	REVLON CONSUMER PRODUCTS FLT 09/07/2023 SL		05/02/2023	SINKING FUND REDEMPTION		2,586,977	14,133,166	2,716,818	2,716,818						2,716,818		(129,842)	(129,842)		09/07/2023
78410Q-AB-8	AVENTIV TECHNOLOGIES LLC FLT 11/01/2024 SL		12/13/2023	SINKING FUND REDEMPTION		43,887	43,918	43,711	32,766	11,150	2		11,152		43,918		(31)	(31)	2,397	11/01/2024
78431E-AC-7	SON HoldCo Inc. FLT 12/13/2023 Term Loan		06/06/2023	VARIOUS		2,200,993	2,200,993	2,200,993	2,183,760	16,899	334		17,233		2,200,993				95,641	12/13/2023
78431E-AD-5	SON HoldCo, Inc. (12/15/25) TL (HARMONY FOODS)		12/31/2023	VARIOUS		133,594	133,594	131,924			312		312		133,594				4,970	12/15/2025
78466D-BD-5	SS&C TECHNOLOGIES INC FLT 04/16/2025 SL		12/29/2023	SINKING FUND REDEMPTION		163,717	163,717	163,934			(40)		(40)		163,717				4,708	04/16/2025
78466D-BE-3	SS&C TECHNOLOGIES INC FLT 04/16/2025 SL		12/29/2023	SINKING FUND REDEMPTION		42,851	42,851	42,908			(8)		(8)		42,851				1,470	04/16/2025
78466D-BF-0	SS&C TECHNOLOGIES INC FLT 04/16/2025 SL		12/29/2023	VARIOUS		388,015	388,015	382,493	348,437	984	1,521		2,505		388,015				16,073	04/16/2025
78466D-BG-8	SS&C TECHNOLOGIES INC FLT 03/22/2029 SL		12/01/2023	VARIOUS		2,060,875	2,060,844	2,009,323	2,013,361	6,346	8,346		6,346		2,019,707				138,984	03/22/2029
78466D-BH-6	SS&C TECHNOLOGIES INC FLT 03/22/2029 SL		12/01/2023	VARIOUS		3,053,788	3,053,468	2,977,131	2,983,944	8,984	8,984		8,984		2,992,929		60,859	60,859	206,960	03/22/2029
81527C-AL-1	SEDGWICK CMS INC FLT 12/31/2025 SL		03/02/2023	DIRECT TO COMPANY		16,327,206	16,327,206	16,165,338	15,878,208	354,236	6,926		361,162		16,239,370		87,837	87,837	195,897	12/31/2025
81527C-AP-2	SEDGWICK CMS INC FLT 02/24/2028 SL		12/29/2023	VARIOUS		2,819,042	2,815,667	2,815,749			(373)		(373)		2,815,388		3,653	3,653	53,661	02/24/2028
82981M-AC-6	SITEL WORLDWIDE CORP FLT 08/28/2028 SL		01/19/2023	SINKING FUND REDEMPTION		4,509,544	4,546,178	4,523,447	4,489,351	56,464	(40)		56,424		4,545,775		(36,231)	(36,231)	10,927	08/28/2028
85350E-AB-2	STANDARD INDUSTRIES INC FLT 09/22/2028 SL		12/22/2023	SINKING FUND REDEMPTION		54,916	54,916	54,819			10		10		54,916				2,023	09/22/2028
89334G-AX-2	TRANS UNION LLC FLT 11/16/2026 SL		12/29/2023	VARIOUS		5,236,323	5,255,448	5,136,997	2,836,629		9,391		9,391		5,148,797		87,526	87,526	138,988	11/16/2026
90351H-AD-0	U.S. FOODSERVICE FLT 09/13/2026 SL		12/29/2023	VARIOUS		454,560	454,560	452,730			351		351		454,560				39,434	09/13/2026
90351J-AH-7	UBER TECHNOLOGIES INC FLT 03/04/2030 SL		12/29/2023	VARIOUS		7,994,033	8,000,908	7,980,906			6,141		6,141		7,988,859		5,174	5,174	152,418	03/04/2030
90351N-AJ-4	USI INC/NY FLT 11/22/2029 SL		12/14/2023	SINKING FUND REDEMPTION		19,943,350	19,950,000	19,551,000	19,501,125	58,865	35,653		94,518		19,595,643		347,707	347,707	1,369,988	11/22/2029
90351N-AM-7	USI INC/NY FLT 11/22/2029 [SHELL] SL		12/29/2023	SINKING FUND REDEMPTION		33,725	33,725	33,725			(1)		(1)		33,725					11/22/2029
90932R-AJ-3	UNITED AIRLINES INC FLT 04/21/2028 SL		12/29/2023	SINKING FUND REDEMPTION		2,051,069	2,051,069	2,040,813	2,025,185	24,602	1,282		25,884		2,051,069				118,198	04/21/2028
98919X-AB-7	ZAYO GROUP HOLDINGS INC FLT 03/09/2027 SL		08/16/2023	VARIOUS		12,548,830	15,381,114	15,310,161	12,439,476	2,920,690	5,346		2,926,036		15,365,512		(2,816,682)	(2,816,682)	427,947	03/09/2027
99B053-12-2	AMSURG LLC FLT 10/29/2028 SL		06/30/2023	DIRECT TO COMPANY		6,960,170	9,666,903	9,506,092	7,809,471	1,878,748	67,628		1,946,376		9,755,847		(2,795,677)	(2,795,677)	375,758	10/29/2028
99B120-52-3	Bond Pharmacy Inc FLT 03/31/2026 Term Loan		12/29/2023	VARIOUS		11,706	11,706	11,529			4		4		11,706				95	03/31/2026
BL3471-70-5	ASCENT RESOURCES UTICA FLT 11/01/2025 Term Loan SL		05/03/2023	VARIOUS		159,477	159,477	153,751	155,956		335		335		156,291		3,186	3,186	12,005	11/01/2025
C0787F-AB-8	BAUSCH + LOMB CORP FLT 05/10/2027 SL	A	12/29/2023	VARIOUS		728,690	744,440	735,134	709,376	28,638	1,479		30,117		739,493		(10,803)	(10,803)	45,624	05/10/2027
C4127D-AB-4	NORTHRIVER MIDSTREAM FIN FLT 10/01/2025 SL	A	08/16/2023	SINKING FUND REDEMPTION		9,575,000	9,575,000	9,551,063	9,487,389	72,444	15,168		87,612		9,575,000				666,434	10/01/2025
C6901L-AH-0	1011778 BC ULC FLT 11/19/2026 SL	A	09/12/2023	VARIOUS		9,952,939	9,974,293	9,811,462	9,801,139	15,080	24,696		39,776		9,840,915		112,024	112,024	406,587	11/19/2026
C9413P-BD-4	BAUSCH HEALTH COS INC FLT 02/01/2027 SL	A	07/25/2023	VARIOUS		(1,595,512)					12,421		12,421				(1,607,933)	(1,607,933)	(70,013)	02/01/2027
D9000B-AD-4	TK ELEVATOR MIDCO GMBH FLT 07/31/2027 SL		12/29/2023	VARIOUS		2,587,975	2,598,577	2,598,393	2,501,276	97,840	(222)		97,618		2,598,893		(10,918)	(10,918)	190,803	07/31/2027
G1738K-AB-1	BUZZ FINCO LLC FLT 01/29/2027 SL	C	12/29/2023	SINKING FUND REDEMPTION		100,000	100,000	99,750	96,503	3,510	(13)		3,497		100,000				4,865	01/29/2027
G6368P-BE-3	VIRGIN MEDIA BRISTOL LLC FLT 01/31/2029 SL	A	12/05/2023	VARIOUS		7,434,375	7,500,000	7,387,500	7,419,110	11,891	11,891		11,891		7,431,001		3,374	3,374	603,144	01/31/2029
N2611U-AF-2	DIAMOND BC BV FLT 09/29/2028 SL	D	03/17/2023	VARIOUS		11,031,762	11,064,121	11,008,800	10,676,877	375,020	(1,360)		373,660		11,050,537		(18,774)	(18,774)	309,530	09/29/2028
P2121Y-AN-8	CARNIVAL CORP FLT 06/30/2025 SL		08/08/2023	VARIOUS		24,452,444	24,559,194	24,248,682	23,484,729	934,885	17,354		952,239		24,436,969		15,475	15,475	928,434	06/30/2025
P2121Y-AS-7	CARNIVAL CORP FLT 10/18/2028 SL		12/29/2023	SINKING FUND REDEMPTION		2,311	2,311	2,300	2,171	140			140		2,311				119	10/18/2028
P2121Y-AU-2	CARNIVAL CORP FLT 08/09/2027 SL		12/29/2023	VARIOUS		1,662,990	1,670,990	1,662,635			3,747		3,747		1,666,602		(3,612)	(3,612)	32,588	08/09/2027
74909H-AE-9	QUORUM HEALTH CORP FLT 04/29/2025 SL		04/01/2023	VARIOUS		125,704											125,704	125,704		04/01/2023
1909999999	Subtotal - Bonds - Unaffiliated Bank Loans					426,582,133	467,265,048	433,661,866	425,275,330	4,418,466	1,215,902	13,594,309	(7,959,941)		436,402,094		(9,819,962)	(9,819,962)	20,094,551	XXX
2509999997	Total - Bonds - Part 4					2,990,839,335	3,093,655,055	3,125,262,078	2,994,224,548	13,051,867	(3,441,233)	14,336,830	(4,726,196)		3,050,540,529		(60,182,109)	(60,182,109)	91,422,604	XXX
2509999998	Total - Bonds - Part 5					315,981,898	322,707,702	315,407,007		992,891	6,824		986,067		316,393,065		(418,940)	(418,940)	6,738,323	XXX
2509999999	Total - Bonds					3,306,821,233	3,416,362,757	3,440,669,085	2,994,224,548	13,051,867	(2,448,342)	14,343,654	(3,740,129)		3,366,933,594		(60,601,049)	(60,601,049)	98,160,928	XXX

E14.48

ANNUAL STATEMENT FOR THE YEAR 2023 OF THE ZURICH AMERICAN INSURANCE COMPANY

SCHEDULE D - PART 4

Showing All Long-Term Bonds and Stocks SOLD, REDEEMED or Otherwise DISPOSED OF During Current Year

1	2	3	4	5	6	7	8	9	10	Change In Book/Adjusted Carrying Value					16	17	18	19	20	21		
										11	12	13	14	15								
CUSIP Identification	Description	Foreign	Disposal Date	Name of Purchaser	Number of Shares of Stock	Consideration	Par Value	Actual Cost	Prior Book/ Adjusted Carrying Value	Unrealized Valuation Increase/ (Decrease)	Current Year's (Amortization)/ Accretion	Current Year's Other-Than-Temporary Impairment Recognized	Total Change in Book/ Adjusted Carrying Value (11+12-13)	Total Foreign Exchange Change in Book/ Adjusted Carrying Value	Book/ Adjusted Carrying Value at Disposal Date	Foreign Exchange Gain (Loss) on Disposal	Realized Gain (Loss) on Disposal	Total Gain (Loss) on Disposal	Bond Interest/ Stock Dividends Received During Year	Stated Contractual Maturity Date		
4509999997. Total - Preferred Stocks - Part 4							XXX														XXX	
4509999998. Total - Preferred Stocks - Part 5							XXX															XXX
4509999999. Total - Preferred Stocks							XXX															XXX
001055-10-2	AFLAC INC EQUITY		10/26/2023	VARIOUS	92,213,000	6,204,117		5,898,014	1,295,639	(81,875)			(81,875)		5,898,014		306,102	306,102		16,778		
00130H-10-5	AES CORP/THE EQUITY		08/21/2023	VARIOUS	1,703,000	30,488		49,244	48,961	283			283		49,244		(18,757)	(18,757)		848		
00206R-10-2	AT&T INC EQUITY		11/27/2023	VARIOUS	72,689,000	1,172,954		1,451,640	1,336,751	147,673		32,783	114,890		1,451,640		(278,686)	(278,686)		49,277		
002824-10-0	ABBOTT LABORATORIES EQUITY		12/28/2023	VARIOUS	48,541,000	5,164,265		5,161,423	4,148,279	(72,438)			(72,438)		5,161,423		2,842	2,842		71,631		
00287Y-10-9	ABBVIE INC EQUITY		12/28/2023	VARIOUS	15,809,000	2,366,138		2,553,897	2,555,209	(1,311)			(1,311)		2,553,897		(187,760)	(187,760)		72,519		
00507V-10-9	ACTIVISION BLIZZARD INC EQUITY		10/13/2023	VARIOUS	3,413,000	308,016		264,277	261,265	3,011			3,011		264,277		43,739	43,739		2,846		
00724F-10-1	ADOBE INC EQUITY		10/23/2023	VARIOUS	1,272,000	589,519		590,481	428,028	162,452			162,452		590,481		(961)	(961)				
00751Y-10-6	ADVANCE AUTO PARTS INC EQUITY		09/21/2023	VARIOUS	4,413,000	301,514		312,906	649,799	173,909		509,802	(335,893)		312,906		(11,392)	(11,392)		14,342		
007903-10-7	ADVANCED MICRO DEVICES INC EQUITY		08/21/2023	VARIOUS	4,268,000	445,623		419,595	276,438	143,157			143,157		419,595		26,028	26,028				
00846U-10-1	AGILENT TECHNOLOGIES INC EQUITY		08/21/2023	VARIOUS	973,000	122,275		145,379	145,590	(211)			(211)		145,379		(23,103)	(23,103)		525		
009158-10-6	AIR PRODUCTS AND CHEMICALS INC EQUITY		10/26/2023	VARIOUS	2,196,000	627,903		681,359	676,939	4,420			4,420		681,359		(53,456)	(53,456)		11,781		
00971T-10-1	AKAMAI TECHNOLOGIES INC EQUITY		10/26/2023	VARIOUS	758,000	72,851		74,496	63,899	10,597			10,597		74,496		(1,645)	(1,645)				
011659-10-9	ALASKA AIR GROUP INC EQUITY		10/26/2023	VARIOUS	766,000	30,420		35,635	32,884	2,751			2,751		35,635		(5,215)	(5,215)				
012653-10-1	ALBEMARLE CORP EQUITY		10/26/2023	VARIOUS	559,000	91,615		159,831	121,174	38,656			38,656		159,831		(68,216)	(68,216)		734		
015271-10-9	ALEXANDRIA REAL ESTATE EQUITIES I EQUITY		10/26/2023	VARIOUS	726,000	76,571		110,439	105,771	4,668			4,668		110,439		(33,869)	(33,869)		2,906		
016255-10-1	ALIGN TECHNOLOGY INC EQUITY		12/28/2023	VARIOUS	189,000	82,812		47,942	39,853	8,090			8,090		47,942		14,870	14,870				
020002-10-1	ALLSTATE CORP/THE EQUITY		10/26/2023	VARIOUS	12,529,000	1,351,857		1,639,148	1,698,807	(59,659)			(59,659)		1,639,148		(287,291)	(287,291)		33,241		
02079K-10-7	ALPHABET INC EQUITY		12/15/2023	VARIOUS	17,153,000	2,081,643		2,147,406	1,513,645	622,156			622,156		2,147,406		(65,763)	(65,763)				
02079K-30-5	ALPHABET INC EQUITY		08/21/2023	VARIOUS	16,253,000	1,983,136		2,067,128	1,433,840	633,288			633,288		2,067,128		(83,991)	(83,991)				
02209S-10-3	ALTRIA GROUP INC EQUITY		10/26/2023	VARIOUS	100,854,000	4,403,136		5,130,803	4,610,036	520,767			520,767		5,130,803		(727,667)	(727,667)		295,689		
023135-10-6	AMAZON.COM INC EQUITY		08/21/2023	VARIOUS	24,243,000	3,047,745		3,298,850	2,035,927	1,262,923			1,262,923		3,298,850		(251,106)	(251,106)				
02376R-10-2	AMERICAN AIRLINES GROUP INC EQUITY		08/21/2023	VARIOUS	2,230,000	32,984		31,212	28,388	2,824			2,824		31,212		1,772	1,772				
025816-10-9	AMERICAN EXPRESS CO EQUITY		10/26/2023	VARIOUS	2,240,000	346,228		361,051	330,870	30,180			30,180		361,051		(14,823)	(14,823)		3,832		
026874-78-4	AMERICAN INTERNATIONAL GROUP INC EQUITY		12/28/2023	VARIOUS	3,726,000	217,099		232,237	235,632	(3,396)			(3,396)		232,237		(15,138)	(15,138)		2,832		
03027X-10-0	AMERICAN TOWER CORP EQUITY		08/21/2023	VARIOUS	10,054,000	1,872,920		2,570,882	2,129,940	440,942			440,942		2,570,882		(697,962)	(697,962)		46,612		
030420-10-3	AMERICAN WATER WORKS CO INC EQUITY		11/27/2023	VARIOUS	1,082,000	137,521		159,891	164,929	(5,038)			(5,038)		159,891		(22,370)	(22,370)		2,240		
03073E-10-5	CENCORA INC EQUITY		08/21/2023	VARIOUS	381,000	67,877		65,542	63,136	2,406			2,406		65,542		2,336	2,336		473		
03076C-10-6	AMERIPRISE FINANCIAL INC EQUITY		08/21/2023	VARIOUS	7,593,000	2,455,534		2,386,172	1,919,599	26,996			26,996		2,386,172		69,362	69,362		21,932		
031100-10-0	AMETEK INC EQUITY		10/26/2023	VARIOUS	1,117,000	163,627		157,801	156,067	1,734			1,734		157,801		5,826	5,826		646		
031162-10-0	AMGEN INC EQUITY		10/23/2023	VARIOUS	13,064,000	3,415,162		3,698,340	3,429,823	268,517			268,517		3,698,340		(283,178)	(283,178)		68,597		
032095-10-1	AMPHENOL CORP EQUITY		11/27/2023	VARIOUS	1,781,000	146,664		137,275	135,605	1,670			1,670		137,275		9,388	9,388		1,073		
032654-10-5	ANALOG DEVICES INC EQUITY		12/28/2023	VARIOUS	13,460,000	2,375,694		2,204,558	2,207,305	(2,747)			(2,747)		2,204,558		171,136	171,136		11,020		
036620-10-5	ANSYS INC EQUITY		08/21/2023	VARIOUS	221,000	65,404		65,837	53,369	12,467			12,467		65,837		(433)	(433)				
036752-10-3	ELEVANCE HEALTH INC EQUITY		10/26/2023	VARIOUS	1,035,000	475,832		509,223	531,224	(22,001)			(22,001)		509,223		(33,391)	(33,391)		3,373		
037430-10-8	APA CORP EQUITY		08/21/2023	VARIOUS	1,122,000	43,610		39,225	52,364	(13,138)			(13,138)		39,225		4,384	4,384		711		
037833-10-0	APPLE INC EQUITY		12/15/2023	VARIOUS	41,172,000	7,220,300		6,902,576	5,348,655	1,553,922			1,553,922		6,902,576		317,724	317,724		23,304		
038222-10-5	APPLIED MATERIALS INC EQUITY		12/28/2023	VARIOUS	2,382,000	328,000		268,297	231,959	36,338			36,338		268,297		59,702	59,702		1,126		
039483-10-2	ARCHER-DANIELS-MIDLAND CO EQUITY		11/27/2023	VARIOUS	3,333,000	253,019		298,370	309,469	(11,099)			(11,099)		298,370		(45,351)	(45,351)		4,353		
040413-10-6	ARISTA NETWORKS INC EQUITY		08/21/2023	VARIOUS	724,000	121,765		101,733	87,865	13,868			13,868		101,733		20,032	20,032				
04621X-10-8	ASSURANT INC EQUITY		12/28/2023	VARIOUS	292,000	40,819		45,998	36,518	9,481			9,481		45,998		(5,179)	(5,179)		475		
049560-10-5	ATMOS ENERGY CORP EQUITY		12/28/2023	VARIOUS	1,709,000	194,652		192,394	115,922	3,709			3,709		192,394		2,257	2,257		2,839		
052769-10-6	AUTODESK INC EQUITY		08/21/2023	VARIOUS	571,000	113,693		127,443	106,674	20,769			20,769		127,443		(13,750)	(13,750)				
053015-10-3	AUTOMATIC DATA PROCESSING INC EQUITY		10/23/2023	VARIOUS	23,046,000	5,694,222		5,848,620	3,310,769	383,898			383,898		5,848,620		(154,398)	(154,398)		57,383		
053332-10-2	AUTOZONE INC EQUITY		08/21/2023	VARIOUS	50,000	126,385		127,605	123,241	4,364			4,364		127,605		(1,220)	(1,220)				
053484-10-1	AVALONBAY COMMUNITIES INC EQUITY		10/26/2023	VARIOUS	690,000	119,894		145,611	111,442	34,169			34,169		145,611		(25,718)	(25,718)		3,674		
053611-10-9	AVERY DENNISON CORP EQUITY		11/27/2023	VARIOUS	282,000	49,206		54,419	51,036	3,382			3,382		54,419		(5,212)	(5,212)		423		

E14.49

ANNUAL STATEMENT FOR THE YEAR 2023 OF THE ZURICH AMERICAN INSURANCE COMPANY

SCHEDULE D - PART 4

Showing All Long-Term Bonds and Stocks SOLD, REDEEMED or Otherwise DISPOSED OF During Current Year

1	2	3	4	5	6	7	8	9	10	Change In Book/Adjusted Carrying Value					16	17	18	19	20	21
										11	12	13	14	15						
CUSIP Identification	Description	Foreign	Disposal Date	Name of Purchaser	Number of Shares of Stock	Con- sideration	Par Value	Actual Cost	Prior Year Book/ Adjusted Carrying Value	Unrealized Valuation Increase/ (Decrease)	Current Year's (Amor- tization)/ Accretion	Current Year's Other- Than- Temporary Impairment Recognized	Total Change in Book/ Adjusted Carrying Value (11+12-13)	Total Foreign Exchange Change in Book/ Adjusted Carrying Value	Book/ Adjusted Carrying Value at Disposal Date	Foreign Exchange Gain (Loss) on Disposal	Realized Gain (Loss) on Disposal	Total Gain (Loss) on Disposal	Bond Interest/ Stock Dividends Received During Year	Stated Contractual Maturity Date
054640-10-1	AXON ENTERPRISE INC EQUITY		08/21/2023	VARIOUS	187,000	38,421		41,306							41,306		(2,885)	(2,885)		
057226-10-0	BAKER HUGHES CO EQUITY		10/26/2023	VARIOUS	4,882,000	165,362		133,161	144,117	(10,955)			(10,955)		133,161		32,201	32,201		2,514
058498-10-6	BALL CORP EQUITY		10/26/2023	VARIOUS	1,511,000	77,178		110,700	77,257	33,443			33,443		110,700		(33,523)	(33,523)		691
060505-10-4	BANK OF AMERICA CORP EQUITY		12/28/2023	VARIOUS	77,932,000	2,311,085		2,920,337	2,580,329	340,008			340,008		2,920,337		(609,252)	(609,252)		39,098
064058-10-0	BANK OF NEW YORK MELLON CORP/THE EQUITY		10/26/2023	VARIOUS	3,501,000	149,403		155,045	159,331	(4,285)			(4,285)		155,045		(5,642)	(5,642)		4,510
070830-10-4	BATH & BODY WORKS INC EQUITY		10/26/2023	MORGAN STANLEY & CO INTERNATIONAL PLC/SO	1,022,000	33,144		26,819	43,067	(16,248)			(16,248)		26,819		6,324	6,324		613
071813-10-9	BAXTER INTERNATIONAL INC EQUITY		10/26/2023	VARIOUS	2,403,000	91,778		155,779	122,481	44,454		11,156	33,298		155,779		(64,001)	(64,001)		2,305
075887-10-9	BECTION DICKINSON & CO EQUITY		10/26/2023	VARIOUS	1,370,000	359,209		353,672	348,391	5,281			5,281		353,672		5,537	5,537		2,854
084423-10-2	W R BERKLEY CORP EQUITY		10/26/2023	VARIOUS	1,104,000	69,578		81,497	80,106	1,391			1,391		81,497		(11,919)	(11,919)		1,030
084670-70-2	BERKSHIRE HATHAWAY INC EQUITY		11/27/2023	VARIOUS	8,759,000	2,983,212		2,560,509	2,706,268	(145,759)			(145,759)		2,560,509		422,703	422,703		
086516-10-1	BEST BUY CO INC EQUITY		10/26/2023	VARIOUS	4,155,000	322,711		357,321	333,189	24,132			24,132		357,321		(34,610)	(34,610)		11,403
090572-20-7	BIO-RAD LABORATORIES INC EQUITY		10/26/2023	VARIOUS	122,000	42,235		64,608	51,300	13,309			13,309		64,608		(22,373)	(22,373)		
09062X-10-3	BIOGEN INC EQUITY		10/26/2023	VARIOUS	698,000	183,319		206,913	193,206	13,706			13,706		206,913		(23,593)	(23,593)		
09073M-10-4	BIO-TECHNE CORP EQUITY		08/21/2023	VARIOUS	509,000	40,647		45,589	42,160	3,429			3,429		45,589		(4,942)	(4,942)		95
09247X-10-1	BLACKROCK INC EQUITY		12/28/2023	VARIOUS	1,989,000	1,390,872		1,551,308	1,409,027	142,281			142,281		1,551,308		(160,436)	(160,436)		28,610
097023-10-5	BOEING CO/THE EQUITY		10/26/2023	VARIOUS	2,373,000	482,990		386,244	452,199	(65,955)			(65,955)		386,244		96,746	96,746		
09857L-10-8	BOOKING HOLDINGS INC EQUITY		12/15/2023	VARIOUS	108,000	20,456		238,741	215,635	20,363			20,363		238,741		77,715	77,715		
099724-10-6	BORGWARNER INC EQUITY		10/26/2023	VARIOUS	1,275,000	52,010		47,190	47,280	(90)			(90)		47,190		4,820	4,820		429
101121-10-1	BOSTON PROPERTIES INC EQUITY		10/26/2023	MORGAN STANLEY & CO INTERNATIONAL PLC/SO	673,000	38,966		52,671	45,481	20,115		12,926	7,189		52,671		(13,705)	(13,705)		2,330
101137-10-7	BOSTON SCIENTIFIC CORP EQUITY		10/26/2023	VARIOUS	6,852,000	346,266		312,403	317,042	(4,639)			(4,639)		312,403		33,863	33,863		
101122-10-8	BRISTOL-MYERS SQUIBB CO EQUITY		10/26/2023	VARIOUS	22,541,000	1,469,619		1,714,557	731,960	90,770			90,770		1,714,557		(244,938)	(244,938)		25,741
11133T-10-3	BROADRIDGE FINANCIAL SOLUTIONS IN EQUITY		11/27/2023	VARIOUS	15,207,000	2,591,136		2,643,246	2,039,715	603,531			603,531		2,643,246		(52,110)	(52,110)		29,077
11135F-10-1	BROADCOM INC EQUITY		09/15/2023	VARIOUS	18,344,000	12,258,989		10,269,666	8,579,696	(168,054)			(168,054)		10,269,666		1,989,323	1,989,323		17,968
115236-10-1	BROWN & BROWN INC EQUITY		10/26/2023	VARIOUS	945,000	65,244		55,907	53,837	2,070			2,070		55,907		9,337	9,337		290
115637-20-9	BROWN-FORMAN CORP EQUITY		08/21/2023	VARIOUS	11,895,000	775,219		817,612	781,026	36,586			36,586		817,612		(42,392)	(42,392)		5,805
12503M-10-8	CBCE GLOBAL MARKETS INC EQUITY		10/26/2023	VARIOUS	555,000	84,894		69,633	69,636	(3)			(3)		69,633		15,261	15,261		620
12504L-10-9	CBRE GROUP INC EQUITY		10/26/2023	VARIOUS	1,564,000	114,841		118,286	120,365	(2,079)			(2,079)		118,286		(3,446)	(3,446)		
125146-10-8	CDW CORP/DE EQUITY		08/21/2023	VARIOUS	426,000	79,837		81,658	76,045	5,613			5,613		81,658		(1,821)	(1,821)		403
125269-10-0	CF INDUSTRIES HOLDINGS INC EQUITY		10/26/2023	VARIOUS	10,514,000	798,820		870,072	246,710	36,109			36,109		870,072		(71,252)	(71,252)		5,806
12541W-20-9	CH ROBINSON WORLDWIDE INC EQUITY		08/21/2023	VARIOUS	429,000	42,080		43,809	39,271	4,538			4,538		43,809		(1,729)	(1,729)		658
125523-10-0	CIGNA GROUP/THE EQUITY		10/26/2023	VARIOUS	7,636,000	2,278,501		2,110,814	475,847	(9,935)			(9,935)		2,110,814		167,687	167,687		19,095
125720-10-5	CME GROUP INC EQUITY		10/26/2023	VARIOUS	10,963,000	2,292,418		2,204,125	1,843,209	360,916			360,916		2,204,125		88,293	88,293		84,194
125896-10-0	CMS ENERGY CORP EQUITY		10/26/2023	VARIOUS	24,945,000	1,418,413		1,520,348	151,232	(2,293)			(2,293)		1,520,348		(101,935)	(101,935)		25,228
126408-10-3	CSX CORP EQUITY		10/26/2023	VARIOUS	59,976,000	1,886,881		2,067,910	1,857,457	210,453			210,453		2,067,910		(181,028)	(181,028)		2,286
126650-10-0	CVS HEALTH CORP EQUITY		12/28/2023	VARIOUS	31,772,000	2,439,396		3,222,732	2,960,833	261,900			261,900		3,222,732		(783,337)	(783,337)		74,108
127097-10-3	COTERRA ENERGY INC EQUITY		10/26/2023	VARIOUS	44,447,000	1,211,061		1,129,454	94,816	24,257			24,257		1,129,454		81,607	81,607		15,485
127387-10-8	CADENCE DESIGN SYSTEMS INC EQUITY		08/21/2023	VARIOUS	721,000	158,233		132,335	115,785	16,549			16,549		132,335		25,899	25,899		
127696-10-0	CAESARS ENTERTAINMENT INC EQUITY		12/15/2023	VARIOUS	637,000	30,113		24,766	26,486	(1,720)			(1,720)		24,766		5,347	5,347		
133131-10-2	CAMDEN PROPERTY TRUST EQUITY		10/26/2023	VARIOUS	529,000	53,419		77,649	59,185	18,464			18,464		77,649		(24,230)	(24,230)		1,636
134429-10-9	CAMPBELL SOUP CO EQUITY		12/28/2023	VARIOUS	27,545,000	1,516,421		1,414,348	1,506,145	(146,602)			(146,602)		1,414,348		102,072	102,072		11,453
14040H-10-5	CAPITAL ONE FINANCIAL CORP EQUITY		12/28/2023	VARIOUS	1,836,000	174,608		220,851	170,675	50,177			50,177		220,851		(46,244)	(46,244)		2,900
14149Y-10-8	CARDINAL HEALTH INC EQUITY		10/23/2023	VARIOUS	18,473,000	1,550,909		1,463,956	1,419,835	44,122			44,122		1,463,956		86,953	86,953		21,503
143130-10-2	CARMAX INC EQUITY		10/26/2023	VARIOUS	726,000	51,679		71,975	44,199	27,776			27,776		71,975		(20,297)	(20,297)		
143658-30-0	CARNIVAL CORP EQUITY		10/26/2023	VARIOUS	4,635,000	64,480		46,498	37,312	9,186			9,186		46,498		17,982	17,982		
14448C-10-4	CARRIER GLOBAL CORP EQUITY		10/26/2023	VARIOUS	4,035,000	195,928		178,445	166,444	12,001			12,001		178,445		17,483	17,483		2,446
148806-10-2	CATALENT INC EQUITY		10/26/2023	VARIOUS	955,000	38,273		42,985	42,985						42,985		(4,711)	(4,711)		
149123-10-1	CATERPILLAR INC EQUITY		08/21/2023	VARIOUS	4,624,000	1,234,598		1,088,806	1,107,725	(18,920)			(18,920)		1,088,806		145,792	145,792		16,520

E14.50

ANNUAL STATEMENT FOR THE YEAR 2023 OF THE ZURICH AMERICAN INSURANCE COMPANY

SCHEDULE D - PART 4

Showing All Long-Term Bonds and Stocks SOLD, REDEEMED or Otherwise DISPOSED OF During Current Year

1	2	3	4	5	6	7	8	9	10	Change In Book/Adjusted Carrying Value					16	17	18	19	20	21
										11	12	13	14	15						
CUSIP Identification	Description	Foreign	Disposal Date	Name of Purchaser	Number of Shares of Stock	Consideration	Par Value	Actual Cost	Prior Year Book/ Adjusted Carrying Value	Unrealized Valuation Increase/ (Decrease)	Current Year's (Amortization)/ Accretion	Current Year's Other-Than-Temporary Impairment Recognized	Total Change in Book/ Adjusted Carrying Value (11+12-13)	Total Foreign Exchange Change in Book/ Adjusted Carrying Value	Book/ Adjusted Carrying Value at Disposal Date	Foreign Exchange Gain (Loss) on Disposal	Realized Gain (Loss) on Disposal	Total Gain (Loss) on Disposal	Bond Interest/ Stock Dividends Received During Year	Stated Contractual Maturity Date
150870-10-3	CELANESE CORP EQUITY		11/27/2023	VARIOUS	499,000	57,022		61,339	51,013	10,326			10,326		61,339		(4,317)	(4,317)		956
15135B-10-1	CENTENE CORP EQUITY		10/26/2023	VARIOUS	2,785,000	185,317		266,309	228,370	37,939			37,939		266,309		(80,991)	(80,991)		
15189T-10-7	CENTERPOINT ENERGY INC EQUITY		10/26/2023	VARIOUS	4,419,000	124,771		141,936	132,526	9,410			9,410		141,936		(17,165)	(17,165)		2,285
15677J-10-8	CERTIDIAN HCM HOLDING INC EQUITY		10/26/2023	VARIOUS	558,000	36,488		31,839	35,796	(3,957)			(3,957)		31,839		4,649	4,649		
159864-10-7	CHARLES RIVER LABORATORIES INTERN EQUITY		10/26/2023	VARIOUS	276,000	51,827		73,715	60,074	13,641			13,641		73,715		(21,888)	(21,888)		
16119P-10-8	CHARTER COMMUNICATIONS INC EQUITY		08/21/2023	VARIOUS	376,000	145,597		135,613	127,483	8,131			8,131		135,613		9,983	9,983		
166764-10-0	CHEVRON CORP EQUITY		12/28/2023	VARIOUS	49,128,000	7,561,748		9,080,001	8,819,459	260,542			260,542		9,080,001		(1,518,253)	(1,518,253)		251,225
169656-10-5	CHIPOTLE MEXICAN GRILL INC EQUITY		08/21/2023	VARIOUS	73,000	139,893		119,735	101,217	18,518			18,518		119,735		20,158	20,158		
171340-10-2	CHURCH & DWIGHT CO INC EQUITY		08/21/2023	VARIOUS	634,000	59,311		58,228	51,100	7,127			7,127		58,228		1,083	1,083		426
172062-10-1	CINCINNATI FINANCIAL CORP EQUITY		10/26/2023	VARIOUS	12,495,000	1,330,626		1,276,504	72,471	5,442			5,442		1,276,504		54,123	54,123		17,642
17275R-10-2	CISCO SYSTEMS INC EQUITY		10/26/2023	VARIOUS	133,701,000	6,853,992		7,107,151	6,369,516	737,635			737,635		7,107,151		(253,159)	(253,159)		120,259
172908-10-5	CINTAS CORP EQUITY		11/27/2023	VARIOUS	1,401,000	759,596		683,197	104,262	(5,466)			(5,466)		683,197		76,399	76,399		2,255
172967-42-4	CITIGROUP INC EQUITY		12/28/2023	VARIOUS	59,667,000	2,607,916		2,902,851	2,698,142	204,709			204,709		2,902,851		(294,935)	(294,935)		87,748
174610-10-5	CITIZENS FINANCIAL GROUP INC EQUITY		10/26/2023	VARIOUS	5,419,000	151,873		212,519	213,292	(772)			(772)		212,519		(60,646)	(60,646)		6,603
189054-10-9	CLOROX CO/THE EQUITY		08/21/2023	VARIOUS	6,517,000	1,002,496		936,726	914,400	22,326			22,326		936,726		65,769	65,769		8,356
191216-10-0	COCA-COLA CO/THE EQUITY		10/26/2023	VARIOUS	48,459,000	2,935,472		3,094,293	3,082,477	11,816			11,816		3,094,293		(158,821)	(158,821)		43,542
192446-10-2	COGNIZANT TECHNOLOGY SOLUTIONS CO EQUITY		12/28/2023	VARIOUS	12,611,000	896,122		918,622	482,825	155,833			155,833		918,622		(22,500)	(22,500)		13,475
194162-10-3	COLGATE-PALMOLIVE CO EQUITY		10/26/2023	VARIOUS	4,063,000	303,129		320,669	320,124	546			546		320,669		(17,540)	(17,540)		6,360
20030N-10-1	COMCAST CORP EQUITY		10/26/2023	VARIOUS	145,529,000	6,004,202		5,964,460	5,054,923	868,582			868,582		5,964,460		39,743	39,743		89,790
200340-10-7	COMERICA INC EQUITY		10/26/2023	VARIOUS	67,468,000	2,926,205		4,952,158	3,849,490	683,494		10,360	673,134		4,952,158		(2,025,953)	(2,025,953)		97,493
205887-10-2	CONAGRA BRANDS INC EQUITY		10/26/2023	VARIOUS	11,401,000	430,264		358,796	441,219	(82,423)			(82,423)		358,796		71,468	71,468		2,170
20825C-10-4	CONCOPHILLIPS EQUITY		11/27/2023	VARIOUS	5,934,000	682,520		726,745	700,212	26,533			26,533		726,745		(44,226)	(44,226)		20,274
209115-10-4	CONSOLIDATED EDISON INC EQUITY		11/27/2023	VARIOUS	2,493,000	227,489		245,516	237,608	7,908			7,908		245,516		(18,027)	(18,027)		5,154
21036P-10-8	CONSTELLATION BRANDS INC EQUITY		10/26/2023	VARIOUS	715,000	173,559		184,167	165,694	18,473			18,473		184,167		(10,608)	(10,608)		1,740
21037T-10-9	CONSTELLATION ENERGY CORP EQUITY		10/26/2023	VARIOUS	1,830,000	187,732		145,865	157,709	(11,845)			(11,845)		145,865		(11,868)	(11,868)		1,302
216648-40-2	COOPER COS INC/THE EQUITY		10/26/2023	VARIOUS	235,000	81,148		77,647	77,660	(14)			(14)		77,647		3,501	3,501		13
217204-10-6	COPART INC EQUITY		11/27/2023	VARIOUS	1,112,000	94,377		75,082	67,710	7,372			7,372		75,082		19,295	19,295		
219350-10-5	CORNING INC EQUITY		10/26/2023	VARIOUS	3,629,000	107,459		120,638	115,874	4,764			4,764		120,638		(13,180)	(13,180)		2,346
22052L-10-4	CORTEVA INC EQUITY		10/26/2023	VARIOUS	3,603,000	184,127		221,420	211,784	9,636			9,636		221,420		(37,293)	(37,293)		1,212
22160K-10-5	COSTCO WHOLESALE CORP EQUITY		08/21/2023	VARIOUS	1,215,000	643,209		661,440	554,648	106,793			106,793		661,440		(18,231)	(18,231)		2,333
22160N-10-9	COSTAR GROUP INC EQUITY		10/26/2023	VARIOUS	1,289,000	98,200		90,810	99,588	(8,778)			(8,778)		90,810		7,390	7,390		
22822V-10-1	CROWN CASTLE INC EQUITY		12/28/2023	VARIOUS	4,224,000	457,751		677,834	573,112	104,721			104,721		677,834		(220,082)	(220,082)		19,877
231021-10-6	CUMMINS INC EQUITY		10/26/2023	VARIOUS	16,445,000	3,775,715		4,083,697	3,984,459	99,238			99,238		4,083,697		(307,983)	(307,983)		32,447
23331A-10-9	DR HORTON INC EQUITY		10/26/2023	VARIOUS	1,489,000	161,341		127,200	132,715	(5,515)			(5,515)		127,200		34,142	34,142		1,057
23355L-10-6	DXC TECHNOLOGY CO EQUITY		10/02/2023	VARIOUS	1,444,000	31,060		41,810	38,252	3,558			3,558		41,810		(10,750)	(10,750)		
235851-10-2	DANAHER CORP EQUITY		10/26/2023	VARIOUS	3,197,000	717,878		863,871	805,522	58,350			58,350		863,871		(145,993)	(145,993)		2,798
237194-10-5	DARDEN RESTAURANTS INC EQUITY		08/21/2023	VARIOUS	316,000	48,604		39,397	43,712	(4,315)			(4,315)		39,397		9,207	9,207		1,058
23918K-10-8	DAVITA INC EQUITY		12/28/2023	VARIOUS	7,664,000	772,659		607,107	9,631	3,134			3,134		607,107		165,552	165,552		
244199-10-5	DEERE & CO EQUITY		08/21/2023	VARIOUS	753,000	291,685		333,186	322,977	10,209			10,209		333,186		(41,500)	(41,500)		2,481
247361-70-2	DELTA AIR LINES INC EQUITY		10/26/2023	VARIOUS	2,913,000	105,404		102,424	95,721	6,703			6,703		102,424		2,980	2,980		372
24906P-10-9	DENTSPLY SIRONA INC EQUITY		10/26/2023	MORGAN STANLEY & CO INTERNATIONAL PLC/SO	926,000	31,368		38,848	29,465	9,383			9,383		38,848		(7,481)	(7,481)		444
25179M-10-3	DEVON ENERGY CORP EQUITY		10/26/2023	VARIOUS	4,113,000	202,583		290,573	252,991	37,583			37,583		290,573		(87,990)	(87,990)		6,834
252131-10-7	DEXCOM INC EQUITY		08/21/2023	VARIOUS	1,037,000	113,334		98,594	117,430	(18,835)			(18,835)		98,594		14,739	14,739		
25278X-10-9	DIAMONDBACK ENERGY INC EQUITY		10/26/2023	VARIOUS	4,002,000	542,738		625,091	547,274	77,817			77,817		625,091		(82,352)	(82,352)		12,744
253868-10-3	DIGITAL REALTY TRUST INC EQUITY		10/26/2023	VARIOUS	1,380,000	162,176		193,522	138,345	55,177			55,177		193,522		(31,345)	(31,345)		5,573
254687-10-6	WALT DISNEY CO/THE EQUITY		10/26/2023	VARIOUS	8,809,000	760,169		992,379	765,238	227,141			227,141		992,379		(232,211)	(232,211)		
254709-10-8	DISCOVER FINANCIAL SERVICES EQUITY		10/26/2023	VARIOUS	37,112,000	4,161,513		3,858,163	1,842,349	161,759			161,759		3,858,163		303,351	303,351		27,712

E14.51

ANNUAL STATEMENT FOR THE YEAR 2023 OF THE ZURICH AMERICAN INSURANCE COMPANY

SCHEDULE D - PART 4

Showing All Long-Term Bonds and Stocks SOLD, REDEEMED or Otherwise DISPOSED OF During Current Year

1	2	3	4	5	6	7	8	9	10	Change In Book/Adjusted Carrying Value					16	17	18	19	20	21
										11	12	13	14	15						
CUSIP Identification	Description	Foreign	Disposal Date	Name of Purchaser	Number of Shares of Stock	Con- sideration	Par Value	Actual Cost	Prior Year Book/ Adjusted Carrying Value	Unrealized Valuation Increase/ (Decrease)	Current Year's (Amor- tization)/ Accretion	Current Year's Other- Than- Temporary Impairment Recognized	Total Change in Book/ Adjusted Carrying Value (11+12-13)	Total Foreign Exchange Change in Book/ Adjusted Carrying Value	Book/ Adjusted Carrying Value at Disposal Date	Foreign Exchange Gain (Loss) on Disposal	Realized Gain (Loss) on Disposal	Total Gain (Loss) on Disposal	Bond Interest/ Stock Dividends Received During Year	Stated Contractual Maturity Date
25470M-10-9	DISH NETWORK CORP EQUITY		06/16/2023	MERRILL LYNCH PIERCE FENNER & SMITH INC	1,017,000	6,580		16,847	14,269	2,579			2,579		16,847		(10,267)	(10,267)		
256677-10-5	DOLLAR GENERAL CORP EQUITY		08/21/2023	VARIOUS	610,000	109,894		151,230	150,219	1,012			1,012		151,230		(41,336)	(41,336)	944	
256746-10-8	DOLLAR TREE INC EQUITY		10/26/2023	VARIOUS	1,070,000	140,168		176,245	151,298	24,947			24,947		176,245		(36,076)	(36,076)		
25746U-10-9	DOMINION ENERGY INC EQUITY		10/26/2023	VARIOUS	5,087,000	244,892		427,474	312,037	115,437			115,437		427,474		(182,581)	(182,581)	6,944	
25754A-20-1	DOMINO'S PIZZA INC EQUITY		08/21/2023	VARIOUS	117,000	40,898		51,078	40,503	10,574			10,574		51,078		(10,180)	(10,180)	223	
260003-10-8	DOVER CORP EQUITY		10/26/2023	VARIOUS	670,000	91,417		85,288	90,718	(5,430)			(5,430)		85,288		6,129	6,129	771	
260557-10-3	DOW INC EQUITY		12/28/2023	VARIOUS	65,711,000	3,530,535		4,076,661	1,941,041	510,961			510,961		4,076,661		(546,127)	(546,127)	114,638	
26441C-20-4	DUKE ENERGY CORP EQUITY		10/26/2023	VARIOUS	4,587,000	418,500		507,612	472,415	35,197			35,197		507,612		(89,112)	(89,112)		
26614N-10-2	DUPONT DE NEMOURS INC EQUITY		10/26/2023	VARIOUS	2,554,000	182,262		177,336	175,255	2,080			2,080		177,336		4,926	4,926	2,243	
26879P-10-1	EOG RESOURCES INC EQUITY		10/26/2023	VARIOUS	4,084,000	516,118		525,637	529,001	(3,364)			(3,364)		525,637		(9,519)	(9,519)	14,534	
26884L-10-9	EQT CORP EQUITY		10/26/2023	VARIOUS	1,783,000	72,884		60,301	72,671	12,370			12,370		60,301		213	213	673	
277432-10-0	EASTMAN CHEMICAL CO EQUITY		10/26/2023	MORGAN STANLEY & CO INTERNATIONAL PLC/SO	595,000	45,397		55,714	48,457	7,257			7,257		55,714		(10,317)	(10,317)	1,661	
278642-10-3	EBAY INC EQUITY		11/27/2023	VARIOUS	30,130,000	1,326,107		1,389,242	1,249,491	139,751			139,751		1,389,242		(63,134)	(63,134)	18,794	
278865-10-0	ECOLAB INC EQUITY		08/21/2023	VARIOUS	662,000	117,998		117,441	96,361	21,080			21,080		117,441		558	558	951	
281020-10-7	EDISON INTERNATIONAL EQUITY		12/28/2023	VARIOUS	20,754,000	1,487,571		1,371,861	1,320,369	51,491			51,491		1,371,861		115,710	115,710	31,369	
28176E-10-8	EDWARDS LIFESCIENCES CORP EQUITY		12/28/2023	VARIOUS	2,300,000	182,938		223,906	129,396	42,277			42,277		223,906		(40,969)	(40,969)		
285512-10-9	ELECTRONIC ARTS INC EQUITY		10/26/2023	VARIOUS	4,335,000	537,259		550,970	529,564	21,406			21,406		550,970		(13,711)	(13,711)	561	
291011-10-4	EMERSON ELECTRIC CO EQUITY		10/26/2023	VARIOUS	61,913,000	5,841,855		5,685,438	5,946,744	(261,306)			(261,306)		5,685,438		156,417	156,417	68,623	
29355A-10-7	ENPHASE ENERGY INC EQUITY		08/21/2023	VARIOUS	351,000	48,864		103,437	92,997	10,439			10,439		103,437		(54,573)	(54,573)		
29364G-10-3	ENERGY CORP EQUITY		10/26/2023	VARIOUS	53,703,000	5,649,149		6,057,175	4,626,000	85,288			85,288		6,057,175		(408,025)	(408,025)	52,928	
29414B-10-4	EPAM SYSTEMS INC EQUITY		08/21/2023	VARIOUS	158,000	37,488		59,878	51,781	12,854		4,758	8,096		59,878		(22,390)	(22,390)		
294429-10-5	EQUIFAX INC EQUITY		08/21/2023	VARIOUS	316,000	61,318		65,279	61,415	3,865			3,865		65,279		(3,962)	(3,962)	214	
29444U-70-0	EQUINIX INC EQUITY		10/26/2023	VARIOUS	266,000	197,264		184,536	174,217	10,319			10,319		184,536		12,728	12,728	1,688	
29476L-10-7	EQUITY RESIDENTIAL EQUITY		10/26/2023	VARIOUS	15,760,000	1,018,863		1,014,199	929,840	84,359			84,359		1,014,199		4,664	4,664	21,703	
297178-10-5	ESSEX PROPERTY TRUST INC EQUITY		10/26/2023	VARIOUS	323,000	70,954		89,139	68,444	20,695			20,695		89,139		(18,184)	(18,184)	2,376	
29786A-10-6	ETSY INC EQUITY		08/21/2023	VARIOUS	412,000	33,668		57,464	49,353	8,111			8,111		57,464		(23,796)	(23,796)		
30040W-10-8	EVERSOURCE ENERGY EQUITY		10/26/2023	VARIOUS	4,176,000	259,301		342,298	181,451	17,255			17,255		342,298		(82,997)	(82,997)	3,488	
30161N-10-1	EXELON CORP EQUITY		10/26/2023	VARIOUS	7,599,000	309,100		338,752	235,463	11,432			11,432		338,752		(29,652)	(29,652)	5,352	
30212P-30-3	EXPEDIA GROUP INC EQUITY		08/21/2023	VARIOUS	411,000	42,075		36,928	35,991	936			936		36,928		5,147	5,147		
302130-10-9	EXPEDITORS INTERNATIONAL OF WASHI EQUITY		10/26/2023	VARIOUS	5,119,000	554,811		551,474	531,813	19,662			19,662		551,474		3,337	3,337	392	
30225T-10-2	EXTRA SPACE STORAGE INC EQUITY		12/28/2023	VARIOUS	13,134,000	2,080,713		2,381,983	1,932,405	449,577			449,577		2,381,983		(301,270)	(301,270)	80,909	
30231G-10-2	EXXON MOBIL CORP EQUITY		12/28/2023	VARIOUS	114,661,000	12,319,270		12,843,916	12,648,255	195,661			195,661		12,843,916		(524,646)	(524,646)	297,654	
302491-30-3	FMC CORP EQUITY		10/26/2023	VARIOUS	1,710,000	175,621		221,512	62,899	2,981			2,981		221,512		(45,891)	(45,891)	1,712	
30303M-10-2	META PLATFORMS INC EQUITY		08/21/2023	VARIOUS	6,175,000	1,672,203		953,997	743,100	210,898			210,898		718,206		718,206	718,206		
303075-10-5	FACTSET RESEARCH SYSTEMS INC EQUITY		08/21/2023	VARIOUS	116,000	48,704		54,709	46,551	8,158			8,158		54,709		(6,005)	(6,005)	175	
303250-10-4	FAIR ISAAC CORP EQUITY		08/21/2023	VARIOUS	75,000	60,243		49,121	49,121						49,121		11,123	11,123		
311900-10-4	FASSTENAL CO EQUITY		10/23/2023	VARIOUS	7,850,000	429,749		386,351	371,305	15,046			15,046		386,351		43,398	43,398	5,872	
313745-10-1	FEDERAL REALTY INVESTMENT TRUST EQUITY		10/26/2023	VARIOUS	4,107,000	445,028		435,433	414,930	20,503			20,503		435,433		9,595	9,595	5,376	
31428X-10-6	FEDEX CORP EQUITY		10/26/2023	VARIOUS	2,214,000	486,753		449,335	383,443	65,892			65,892		449,335		37,418	37,418	6,899	
315616-10-2	F5 INC EQUITY		10/26/2023	VARIOUS	328,000	48,448		55,542	47,045	8,497			8,497		55,542		(7,095)	(7,095)		
31620M-10-6	FIDELITY NATIONAL INFORMATION SER EQUITY		10/26/2023	VARIOUS	2,919,000	153,117		225,704	199,025	100,671		72,992	27,679		225,704		(72,587)	(72,587)	3,432	
316773-10-0	FIFTH THIRD BANCORP EQUITY		10/26/2023	VARIOUS	31,488,000	824,490		1,157,641	849,454	122,912			122,912		1,157,641		(333,151)	(333,151)	11,972	
33616C-10-0	FIRST REPUBLIC BANK/CA EQUITY		05/03/2023	UBS SECURITIES LLC	852,000	249		11,911	103,850	22,183			22,183		11,911		(11,662)	(11,662)	230	
336433-10-7	FIRST SOLAR INC EQUITY		10/26/2023	VARIOUS	477,000	79,825		73,973	71,416	2,557			2,557		73,973		5,851	5,851		
337738-10-8	FISERV INC EQUITY		10/26/2023	VARIOUS	2,543,000	299,911		269,434	256,996	12,438			12,438		269,434		30,477	30,477		
339041-10-5	FLEETCOR TECHNOLOGIES INC EQUITY		08/21/2023	VARIOUS	208,000	51,696		46,880	38,197	8,683			8,683		46,880		4,816	4,816		
345370-86-0	FORD MOTOR CO EQUITY		12/28/2023	VARIOUS	42,717,000	536,761		670,347	496,799	173,549			173,549		670,347		(133,586)	(133,586)	44,450	

E14.52

ANNUAL STATEMENT FOR THE YEAR 2023 OF THE ZURICH AMERICAN INSURANCE COMPANY

SCHEDULE D - PART 4

Showing All Long-Term Bonds and Stocks SOLD, REDEEMED or Otherwise DISPOSED OF During Current Year

1	2	3	4	5	6	7	8	9	10	Change In Book/Adjusted Carrying Value					16	17	18	19	20	21
										11	12	13	14	15						
CUSIP Identification	Description	Foreign	Disposal Date	Name of Purchaser	Number of Shares of Stock	Consideration	Par Value	Actual Cost	Prior Year Book/ Adjusted Carrying Value	Unrealized Valuation Increase/ (Decrease)	Current Year's (Amortization)/ Accretion	Current Year's Other-Than-Temporary Impairment Recognized	Total Change in Book/ Adjusted Carrying Value (11+12-13)	Total Foreign Exchange Change in Book/ Adjusted Carrying Value	Book/ Adjusted Carrying Value at Disposal Date	Foreign Exchange Gain (Loss) on Disposal	Realized Gain (Loss) on Disposal	Total Gain (Loss) on Disposal	Bond Interest/ Stock Dividends Received During Year	Stated Contractual Maturity Date
34959E-10-9	FORTINET INC EQUITY		08/21/2023	VARIOUS	1,801.000	109,599		103,258	88,033	15,225			15,225		103,258		6,341	6,341		
34959J-10-8	FORTIVE CORP EQUITY		10/26/2023	VARIOUS	1,704.000	118,376		114,392	109,465	4,927			4,927		114,392		3,985	3,985		272
34965K-10-7	FORTREA HOLDINGS INC EQUITY		07/07/2023	RBC CAPITAL MARKETS LLC	360.000	11,640		12,009	12,009						12,009		(368)	(368)		
35137L-10-5	FOX CORP EQUITY		10/26/2023	VARIOUS	1,496.000	47,281		48,010	45,404	2,607			2,607		48,010		(729)	(729)		521
35137L-20-4	FOX CORP EQUITY		10/26/2023	MORGAN STANLEY & CO INTERNATIONAL PLC/SO	559.000	16,258		16,584	15,898	686			686		16,584		(326)	(326)		217
354613-10-1	FRANKLIN RESOURCES INC EQUITY		10/26/2023	VARIOUS	32,757.000	1,028,810		789,144	864,130	(74,986)			(74,986)		789,144		239,666	239,666		10,796
35671D-85-7	FREEMONT-MCMORAN INC EQUITY		10/26/2023	VARIOUS	6,883.000	248,735		265,603	261,485	4,118			4,118		265,603		(16,868)	(16,868)		3,376
36266G-10-7	GE HEALTHCARE TECHNOLOGIES INC EQUITY		10/26/2023	VARIOUS	1,642.000	112,442		107,189	107,189						107,189		5,253	5,253		104
363576-10-9	ARTHUR J GALLAGHER & CO EQUITY		10/26/2023	VARIOUS	965.000	216,234		180,902	182,018	(1,116)			(1,116)		180,902		35,332	35,332		1,205
366651-10-7	GARTNER INC EQUITY		08/21/2023	VARIOUS	214.000	69,282		76,311	71,962	4,349			4,349		76,311		(7,029)	(7,029)		
368736-10-4	GENERIC HOLDINGS INC EQUITY		10/26/2023	MORGAN STANLEY & CO INTERNATIONAL PLC/SO	278.000	27,386		27,981	27,981						27,981		(595)	(595)		
369550-10-8	GENERAL DYNAMICS CORP EQUITY		10/26/2023	VARIOUS	6,801.000	1,571,158		1,693,209	1,687,396	5,813			5,813		1,693,209		(122,051)	(122,051)		32,731
369604-30-1	GENERAL ELECTRIC CO EQUITY		10/26/2023	VARIOUS	5,258.000	571,766		330,421	327,625	2,796			2,796		330,421		241,344	241,344		1,418
370334-10-4	GENERAL MILLS INC EQUITY		10/26/2023	VARIOUS	71,435.000	5,776,122		4,996,286	5,941,657	(996,262)			(996,262)		4,996,286		779,836	779,836		32,236
37045V-10-0	GENERAL MOTORS CO EQUITY		10/26/2023	VARIOUS	6,882.000	215,361		267,066	231,442	35,625			35,625		267,066		(51,705)	(51,705)		1,391
372460-10-5	GENUINE PARTS CO EQUITY		10/26/2023	VARIOUS	950.000	144,685		171,177	116,065	6,570			6,570		171,177		(26,492)	(26,492)		2,329
375558-10-3	GILEAD SCIENCES INC EQUITY		10/26/2023	VARIOUS	27,982.000	2,215,550		2,348,533	2,401,695	(53,162)			(53,162)		2,348,533		(132,984)	(132,984)		34,322
37940X-10-2	GLOBAL PAYMENTS INC EQUITY		10/26/2023	VARIOUS	1,345.000	150,068		170,616	133,585	37,031			37,031		170,616		(20,549)	(20,549)		746
37959E-10-2	GLOBE LIFE INC EQUITY		10/26/2023	VARIOUS	491.000	54,924		58,330	59,190	(860)			(860)		58,330		(3,407)	(3,407)		337
38141G-10-4	GOLDMAN SACHS GROUP INC/THE EQUITY		10/26/2023	VARIOUS	1,888.000	589,257		720,455	648,283	72,172			72,172		720,455		(131,198)	(131,198)		11,109
384802-10-4	III GRAINGER INC EQUITY		08/21/2023	VARIOUS	107.000	74,655		61,592	59,519	2,073			2,073		61,592		13,063	13,063		539
40412C-10-1	HCA HEALTHCARE INC EQUITY		10/26/2023	VARIOUS	930.000	241,560		222,622	223,209	(587)			(587)		222,622		18,938	18,938		1,153
40434L-10-5	HP INC EQUITY		10/26/2023	VARIOUS	3,493.000	102,456		112,491	93,857	18,634			18,634		112,491		(10,035)	(10,035)		3,104
406216-10-1	HALLIBURTON CO EQUITY		11/27/2023	VARIOUS	57,629.000	2,165,425		1,984,295	365,154	(12,308)			(12,308)		1,984,295		181,130	181,130		7,877
416515-10-4	HARTFORD FINANCIAL SERVICES GROUP EQUITY		12/28/2023	VARIOUS	35,982.000	2,724,436		2,476,021	2,728,515	(252,494)			(252,494)		2,476,021		248,415	248,415		19,405
418056-10-7	HASBRO INC EQUITY		10/26/2023	VARIOUS	735.000	41,603		63,324	44,820	18,504			18,504		63,324		(21,721)	(21,721)		1,381
42250P-10-3	HEALTHPEAK PROPERTIES INC EQUITY		10/26/2023	VARIOUS	2,672.000	50,579		73,096	66,934	6,163			6,163		73,096		(22,518)	(22,518)		2,210
426281-10-1	JACK HENRY & ASSOCIATES INC EQUITY		11/27/2023	VARIOUS	252.000	37,685		48,174	44,229	3,946			3,946		48,174		(10,490)	(10,490)		311
427866-10-8	HERSHEY CO/THE EQUITY		08/21/2023	VARIOUS	389.000	90,624		90,544	90,077	467			467		90,544		81	81		1,022
42809H-10-7	HESS CORP EQUITY		08/21/2023	VARIOUS	729.000	108,493		105,213	103,387	1,827			1,827		105,213		3,280	3,280		546
42824C-10-9	HEWLETT PACKARD ENTERPRISE CO EQUITY		10/26/2023	VARIOUS	6,115.000	96,128		84,740	97,473	(12,733)			(12,733)		84,740		11,388	11,388		2,410
43300A-20-3	HILTON WORLDWIDE HOLDINGS INC EQUITY		10/26/2023	VARIOUS	883.000	130,588		125,570	111,576	13,994			13,994		125,570		5,018	5,018		245
436440-10-1	HOLOGIC INC EQUITY		10/26/2023	VARIOUS	1,179.000	85,180		88,914	88,201	713			713		88,914		(3,734)	(3,734)		
437076-10-2	HOME DEPOT INC/THE EQUITY		12/15/2023	VARIOUS	9,031.000	2,882,900		3,044,130	2,842,424	192,810			192,810		3,044,130		(161,230)	(161,230)		17,311
438516-10-6	HONEYWELL INTERNATIONAL INC EQUITY		10/26/2023	VARIOUS	8,574.000	1,706,248		1,860,116	1,835,436	24,680			24,680		1,860,116		(153,867)	(153,867)		20,275
440452-10-0	HORMEL FOODS CORP EQUITY		10/26/2023	MORGAN STANLEY & CO INTERNATIONAL PLC/SO	1,376.000	48,513		63,644	62,663	981			981		63,644		(15,131)	(15,131)		1,337
44107P-10-4	HOST HOTELS & RESORTS INC EQUITY		10/26/2023	VARIOUS	3,906.000	63,212		71,938	62,652	9,286			9,286		71,938		(8,726)	(8,726)		2,416
443201-10-8	HOIMET AEROSPACE INC EQUITY		10/26/2023	VARIOUS	1,742.000	79,216		65,417	68,670	(3,253)			(3,253)		65,417		13,799	13,799		196
444859-10-2	HUMANA INC EQUITY		10/26/2023	VARIOUS	404.000	204,465		221,647	206,925	14,722			14,722		221,647		(17,182)	(17,182)		1,006
445658-10-7	JB HUNT TRANSPORT SERVICES INC EQUITY		10/26/2023	VARIOUS	334.000	60,220		61,138	58,223	2,915			2,915		61,138		(918)	(918)		384
446150-10-4	HUNTINGTON BANCSHARES INC/OH EQUITY		11/27/2023	VARIOUS	201,374.000	2,314,610		3,061,638	2,837,360	224,278			224,278		3,061,638		(747,027)	(747,027)		55,819
446413-10-6	HUNTINGTON INGALLS INDUSTRIES INC EQUITY		10/26/2023	VARIOUS	420.000	94,575		101,943	96,877	5,066			5,066		101,943		(7,368)	(7,368)		1,140
45167R-10-4	IDEX CORP EQUITY		10/26/2023	VARIOUS	377.000	78,470		73,007	86,077	(13,070)			(13,070)		73,007		5,463	5,463		677
45168D-10-4	IDEX LABORATORIES INC EQUITY		08/21/2023	VARIOUS	220.000	106,262		98,117	89,716	8,401			8,401		98,117		8,146	8,146		
452308-10-9	ILLINOIS TOOL WORKS INC EQUITY		08/21/2023	VARIOUS	11,627.000	2,704,036		2,629,983	2,561,312	68,671			68,671		2,629,983		74,053	74,053		29,212
452327-10-9	ILLUMINA INC EQUITY		10/26/2023	VARIOUS	571.000	89,550		151,204	115,388	35,817			35,817		151,204		(61,654)	(61,654)		

E14.53

ANNUAL STATEMENT FOR THE YEAR 2023 OF THE ZURICH AMERICAN INSURANCE COMPANY

SCHEDULE D - PART 4

Showing All Long-Term Bonds and Stocks SOLD, REDEEMED or Otherwise DISPOSED OF During Current Year

1	2	3	4	5	6	7	8	9	10	Change In Book/Adjusted Carrying Value					16	17	18	19	20	21
										11	12	13	14	15						
CUSIP Identification	Description	Foreign	Disposal Date	Name of Purchaser	Number of Shares of Stock	Consideration	Par Value	Actual Cost	Prior Year Book/ Adjusted Carrying Value	Unrealized Valuation Increase/ (Decrease)	Current Year's (Amortization)/ Accretion	Current Year's Other-Than-Temporary Impairment Recognized	Total Change in Book/ Adjusted Carrying Value (11+12-13)	Total Foreign Exchange Change in Book/ Adjusted Carrying Value	Book/ Adjusted Carrying Value at Disposal Date	Foreign Exchange Gain (Loss) on Disposal	Realized Gain (Loss) on Disposal	Total Gain (Loss) on Disposal	Bond Interest/ Stock Dividends Received During Year	Stated Contractual Maturity Date
45377C-10-2	INCYTE CORP EQUITY		12/28/2023	VARIOUS	1,089,000	69,169		67,940	32,285	(2,204)			(2,204)		67,940		1,229	1,229		
45687V-10-6	INGERSOLL RAND INC EQUITY		10/26/2023	VARIOUS	1,907,000	118,988		102,239	99,660	2,579			2,579		102,239		16,749	16,749	87	
45784P-10-1	INSULET CORP EQUITY		08/21/2023	VARIOUS	187,000	43,605		58,489							58,489		(14,884)	(14,884)		
458140-10-0	INTEL CORP EQUITY		10/26/2023	VARIOUS	201,095,000	6,312,783		6,227,292	5,312,930	914,363			914,363		6,227,292		85,491	85,491	89,985	
45866F-10-4	INTERCONTINENTAL EXCHANGE INC EQUITY		10/26/2023	VARIOUS	2,666,000	292,929		288,515	273,585	14,930			14,930		288,515		4,414	4,414	2,575	
459200-10-1	INTERNATIONAL BUSINESS MACHINES C EQUITY		10/26/2023	VARIOUS	40,370,000	5,647,630		6,010,171	5,687,326	322,845			322,845		6,010,171		(362,541)	(362,541)	160,850	
459506-10-1	INTERNATIONAL FLAVORS & FRAGRANCE EQUITY		10/26/2023	VARIOUS	1,221,000	86,353		146,062	128,010	18,053			18,053		146,062		(59,709)	(59,709)	3,262	
460146-10-3	INTERNATIONAL PAPER CO EQUITY		10/26/2023	VARIOUS	1,760,000	58,372		76,225	60,931	15,293			15,293		76,225		(17,853)	(17,853)	2,042	
460690-10-0	INTERPUBLIC GROUP OF COS INC/THE EQUITY		12/28/2023	VARIOUS	61,863,000	2,268,493		2,227,367	1,311,021	42,324			42,324		2,227,367		41,126	41,126	35,153	
461202-10-3	INTUIT INC EQUITY		08/21/2023	VARIOUS	858,000	398,670		387,422	333,779	53,643			53,643		387,422		11,248	11,248	1,751	
46120E-60-2	INTUITIVE SURGICAL INC EQUITY		08/21/2023	VARIOUS	959,000	279,833		263,226	254,346	8,880			8,880		263,226		16,607	16,607		
46187W-10-7	INVITATION HOMES INC EQUITY		10/26/2023	VARIOUS	3,376,000	105,377		124,439	100,031	24,408			24,408		124,439		(19,062)	(19,062)	2,127	
46266C-10-5	IOVIA HOLDINGS INC EQUITY		08/21/2023	VARIOUS	498,000	103,164		112,580	101,980	10,599			10,599		112,580		(9,416)	(9,416)		
46284V-10-1	IRON MOUNTAIN INC EQUITY		11/27/2023	VARIOUS	55,274,000	2,857,895		2,360,520	2,754,856	(394,336)			(394,336)		2,360,520		497,375	497,375	57,050	
46625H-10-0	JPMORGAN CHASE & CO EQUITY		12/28/2023	VARIOUS	83,036,000	12,628,008		11,207,723	11,135,958	71,765			71,765		11,207,723		1,420,285	1,420,285	226,506	
46982L-10-8	JACOBS SOLUTIONS INC EQUITY		10/26/2023	VARIOUS	635,000	83,377		75,181	(1,050)	(1,050)					75,181		8,195	8,195	506	
478160-10-4	JOHNSON & JOHNSON EQUITY		10/26/2023	VARIOUS	43,488,000	7,175,785		7,664,999	7,683,025	(18,026)			(18,026)		7,664,999		(489,213)	(489,213)	104,454	
48203R-10-4	JUNIPER NETWORKS INC EQUITY		10/26/2023	MORGAN STANLEY & CO INTERNATIONAL PLC/SO	1,427,000	37,726		46,293	45,607	686			686		46,293		(8,567)	(8,567)	795	
482480-10-0	KLA CORP EQUITY		10/23/2023	VARIOUS	412,000	185,875		149,004	155,316	(6,311)			(6,311)		149,004		36,871	36,871	1,212	
487836-10-8	KELLANOVA EQUITY		12/28/2023	VARIOUS	1,231,000	86,515		86,208	84,800	1,408			1,408		86,208		(17,692)	(17,692)	1,853	
49177J-10-2	KENVUE INC EQUITY		10/26/2023	MORGAN STANLEY & CO INTERNATIONAL PLC/SO	1,475,000	27,556		34,910	34,910						34,910		(7,353)	(7,353)	304	
49271V-10-0	KEURIG DR PEPPER INC EQUITY		10/26/2023	VARIOUS	4,234,000	134,127		164,725	150,773	13,952			13,952		164,725		(30,598)	(30,598)	2,787	
493267-10-8	KEYCORP EQUITY		10/26/2023	VARIOUS	6,660,000	90,631		128,199	116,084	15,502		3,387	12,115		128,199		(37,568)	(37,568)	1,661	
49338L-10-3	KEYSIGHT TECHNOLOGIES INC EQUITY		10/26/2023	VARIOUS	690,000	89,020		118,038	118,031	6			6		118,038		(29,017)	(29,017)		
494368-10-3	KIMBERLY-CLARK CORP EQUITY		08/21/2023	VARIOUS	896,000	118,098		118,685	121,650	(2,965)			(2,965)		118,685		(587)	(587)	2,854	
49446R-10-9	KIMCO REALTY CORP EQUITY		10/26/2023	VARIOUS	98,872,000	1,950,255		2,110,274	870,151	24,167			24,167		2,110,274		(160,020)	(160,020)	45,577	
49456B-10-1	KINDER MORGAN INC EQUITY		10/26/2023	VARIOUS	186,518,000	3,249,029		3,451,345	3,372,245	79,099			79,099		3,451,345		(202,316)	(202,316)	138,330	
500754-10-6	KRAFT HEINZ CO/THE EQUITY		10/26/2023	VARIOUS	3,843,000	130,324		148,881	156,410	(7,529)			(7,529)		148,881		(18,557)	(18,557)	3,531	
501044-10-1	KROGER CO/THE EQUITY		12/28/2023	VARIOUS	34,429,000	1,557,608		1,220,742	1,519,420	(315,140)			(315,140)		1,220,742		336,866	336,866	2,466	
501889-20-8	LKQ CORP EQUITY		10/26/2023	VARIOUS	2,191,000	109,919		120,662	74,173	(33)			(33)		120,662		(10,743)	(10,743)	1,155	
502431-10-9	L3HARRIS TECHNOLOGIES INC EQUITY		10/26/2023	VARIOUS	925,000	165,893		202,847	192,659	10,188			10,188		202,847		(36,954)	(36,954)	2,417	
50540R-40-9	LABORATORY CORP OF AMERICA HOLDIN EQUITY		10/26/2023	VARIOUS	440,000	93,564		94,581	91,589	2,991			2,991		94,581		(1,017)	(1,017)	835	
512807-10-8	LAM RESEARCH CORP EQUITY		11/27/2023	VARIOUS	4,303,000	2,277,178		1,977,784	1,808,164	169,621			169,621		1,977,784		299,394	299,394	8,499	
513272-10-4	LAMB WESTON HOLDINGS INC EQUITY		08/21/2023	VARIOUS	468,000	47,751		34,169	41,820	(7,652)			(7,652)		34,169		13,583	13,583	337	
517834-10-7	LAS VEGAS SANDS CORP EQUITY		08/21/2023	VARIOUS	983,000	55,532		45,862	47,253	(1,391)			(1,391)		45,862		9,670	9,670	122	
518439-10-4	ESTEE LAUDER COS INC/THE EQUITY		10/26/2023	VARIOUS	838,000	132,163		231,377	208,000	23,377			23,377		231,377		(99,214)	(99,214)	1,143	
525327-10-2	LEIDOS HOLDINGS INC EQUITY		10/26/2023	VARIOUS	732,000	66,289		79,157	76,992	2,165			2,165		79,157		(12,868)	(12,868)	572	
526057-10-4	LENNAR CORP EQUITY		10/26/2023	VARIOUS	1,208,000	133,265		105,433	109,324	(3,891)			(3,891)		105,433		27,833	27,833	1,489	
532457-10-8	ELI LILLY & CO EQUITY		08/21/2023	VARIOUS	2,186,000	1,120,488		810,930	799,530	11,401			11,401		810,930		309,557	309,557	5,833	
534187-10-9	LINCOLN NATIONAL CORP EQUITY		09/21/2023	VARIOUS	669,000	17,371		18,771	20,545	(1,775)		9,094	18,401		18,771		(1,400)	(1,400)	903	
538034-10-9	LIVE NATION ENTERTAINMENT INC EQUITY		10/26/2023	MORGAN STANLEY & CO INTERNATIONAL PLC/SO	479,000	39,082		39,938	33,401	6,538			6,538		39,938		(856)	(856)		
539830-10-9	LOCKHEED MARTIN CORP EQUITY		08/21/2023	VARIOUS	5,773,000	2,702,007		2,789,199	2,809,142	(19,943)			(19,943)		2,789,199		(87,192)	(87,192)	26,193	
540424-10-8	LOEWS CORP EQUITY		10/26/2023	VARIOUS	878,000	54,558		48,812	51,205	(2,393)			(2,393)		48,812		5,746	5,746	135	
548661-10-7	LOWE'S COS INC EQUITY		09/21/2023	VARIOUS	4,849,000	1,038,418		1,014,628	707,537	46,149			46,149		1,014,628		23,790	23,790	8,120	
550241-10-3	LUMEN TECHNOLOGIES INC EQUITY		03/17/2023	GOLDMAN SACHS & CO LLC	5,159,000	12,794		26,930	26,930						26,930		(14,136)	(14,136)		
55261F-10-4	M&T BANK CORP EQUITY		10/26/2023	VARIOUS	6,519,000	817,197		885,673	124,436	33,134			33,134		885,673		(68,476)	(68,476)	9,835	
552953-10-1	MGM RESORTS INTERNATIONAL EQUITY		10/26/2023	VARIOUS	1,728,000	69,052		63,021	57,923	5,098			5,098		63,021		6,031	6,031		

E14.54

ANNUAL STATEMENT FOR THE YEAR 2023 OF THE ZURICH AMERICAN INSURANCE COMPANY

SCHEDULE D - PART 4

Showing All Long-Term Bonds and Stocks SOLD, REDEEMED or Otherwise DISPOSED OF During Current Year

1	2	3	4	5	6	7	8	9	10	Change In Book/Adjusted Carrying Value					16	17	18	19	20	21
										11	12	13	14	15						
CUSIP Identification	Description	Foreign	Disposal Date	Name of Purchaser	Number of Shares of Stock	Consideration	Par Value	Actual Cost	Prior Year Book/ Adjusted Carrying Value	Unrealized Valuation Increase/ (Decrease)	Current Year's (Amortization)/ Accretion	Current Year's Other-Than-Temporary Impairment Recognized	Total Change in Book/ Adjusted Carrying Value (11+12-13)	Total Foreign Exchange Change in Book/ Adjusted Carrying Value	Book/ Adjusted Carrying Value at Disposal Date	Foreign Exchange Gain (Loss) on Disposal	Realized Gain (Loss) on Disposal	Total Gain (Loss) on Disposal	Bond Interest/ Stock Dividends Received During Year	Stated Contractual Maturity Date
553546-10-0	MSCI INC EQUITY		10/26/2023	VARIOUS	245,000	123,961		112,152	114,048	(1,896)			(1,896)		112,152		11,809	11,809		843
565849-10-6	MARATHON OIL CORP EQUITY		10/26/2023	VARIOUS	3,292,000	86,038		64,053	89,082	(25,028)			(25,028)		64,053		21,984	21,984		839
56585A-10-2	MARATHON PETROLEUM CORP EQUITY		10/26/2023	VARIOUS	2,204,000	304,394		264,289	256,546	7,744			7,744		264,289		40,105	40,105		4,312
570600-10-8	MARKETAXESS HOLDINGS INC EQUITY		08/21/2023	VARIOUS	121,000	32,747		33,578	33,730	(152)			(152)		33,578		(831)	(831)		189
571748-10-2	MARSH & MCLENNAN COS INC EQUITY		08/21/2023	VARIOUS	12,571,000	2,130,782		2,164,912	2,080,878	84,035			84,035		2,164,912		(34,130)	(34,130)		3,033
571903-20-2	MARRIOTT INTERNATIONAL INC/MID EQUITY		09/15/2023	VARIOUS	10,247,000	1,829,004		1,686,431	1,525,368	161,063			161,063		1,686,431		142,572	142,572		8,247
573284-10-6	MARTIN MARIETTA MATERIALS INC EQUITY		10/26/2023	VARIOUS	295,000	121,321		106,467	99,642	6,825			6,825		106,467		14,853	14,853		457
574589-10-6	MASCO CORP EQUITY		10/26/2023	VARIOUS	1,067,000	57,752		55,719	49,786	5,933			5,933		55,719		2,034	2,034		836
576360-10-4	MASTERCARD INC EQUITY		12/15/2023	VARIOUS	4,154,000	1,558,486		1,427,329	1,436,514	(17,624)			(17,624)		1,427,329		131,156	131,156		3,611
57667L-10-7	MATCH GROUP INC EQUITY		09/15/2023	VARIOUS	1,217,000	48,956		76,282	50,493	25,789			25,789		76,282		(27,326)	(27,326)		
579780-20-6	MCCORMICK & CO INC/MID EQUITY		10/26/2023	VARIOUS	1,226,000	93,045		106,271	101,599	4,673			4,673		106,271		(13,226)	(13,226)		1,567
580135-10-1	MCDONALD'S CORP EQUITY		12/28/2023	VARIOUS	21,490,000	6,045,923		5,849,334	5,662,400	186,934			186,934		5,849,334		196,589	196,589		82,793
581550-10-3	MCKESSON CORP EQUITY		10/26/2023	VARIOUS	503,000	208,744		183,026	188,685	(5,660)			(5,660)		183,026		25,718	25,718		803
58933Y-10-5	MERCK & CO INC EQUITY		10/26/2023	VARIOUS	35,838,000	3,874,235		3,922,515	2,996,933	(91,980)			(91,980)		3,922,515		(48,280)	(48,280)		49,074
59156R-10-8	METLIFE INC EQUITY		11/27/2023	VARIOUS	3,279,000	194,633		249,313	237,268	12,044			12,044		249,313		(54,680)	(54,680)		4,725
592688-10-5	METTLER-TOLEDO INTERNATIONAL INC EQUITY		08/21/2023	VARIOUS	60,000	74,440		89,490	86,613	2,877			2,877		89,490		(15,050)	(15,050)		
594918-10-4	MICROSOFT CORP EQUITY		08/21/2023	VARIOUS	20,148,000	6,402,335		5,882,819	4,831,893	1,050,926			1,050,926		5,882,819		519,516	519,516		32,601
595017-10-4	MICROCHIP TECHNOLOGY INC EQUITY		11/27/2023	VARIOUS	1,458,000	114,743		114,895	102,410	12,485			12,485		114,895		(152)	(152)		1,343
595112-10-3	MICRON TECHNOLOGY INC EQUITY		10/26/2023	VARIOUS	5,415,000	344,485		338,952	270,642	68,310			68,310		338,952		5,533	5,533		2,021
59522J-10-3	MID-AMERICA APARTMENT COMMUNITIES EQUITY		10/26/2023	VARIOUS	575,000	77,412		104,447	90,269	14,177			14,177		104,447		(27,034)	(27,034)		2,647
60770K-10-7	MODERNA INC EQUITY		10/26/2023	VARIOUS	1,651,000	164,961		245,524	296,371	(50,847)			(50,847)		245,524		(80,563)	(80,563)		
608190-10-4	MOHAWK INDUSTRIES INC EQUITY		10/26/2023	VARIOUS	291,000	27,145		36,822	29,746	7,076			7,076		36,822		(9,677)	(9,677)		
60855R-10-0	MOLINA HEALTHCARE INC EQUITY		08/21/2023	VARIOUS	155,000	48,423		45,796	51,183	(5,386)			(5,386)		45,796		2,626	2,626		
60871R-20-9	MOLSON COORS BEVERAGE CO EQUITY		10/26/2023	VARIOUS	1,019,000	62,493		51,165	52,499	(1,334)			(1,334)		51,165		11,328	11,328		891
609207-10-5	MONDELEZ INTERNATIONAL INC EQUITY		10/26/2023	VARIOUS	6,692,000	467,044		409,464	445,888	(36,424)			(36,424)		409,464		57,581	57,581		8,524
609839-10-5	MONOLITHIC POWER SYSTEMS INC EQUITY		08/21/2023	VARIOUS	115,000	54,642		56,934	40,664	16,270			16,270		56,934		(2,292)	(2,292)		282
61174X-10-9	MONSTER BEVERAGE CORP EQUITY		08/21/2023	VARIOUS	1,954,000	113,042		100,620	99,175	1,445			1,445		100,620		12,422	12,422		
615369-10-5	MOODY'S CORP EQUITY		08/21/2023	VARIOUS	424,000	135,347		128,488	118,088	10,400			10,400		128,488		6,860	6,860		787
617446-44-8	MORGAN STANLEY EQUITY		12/28/2023	VARIOUS	35,190,360	3,190,147		3,233,959	2,991,533	242,426			242,426		3,233,959		(43,812)	(43,812)		83,326
61945C-10-3	MOSAIC CO/THE EQUITY		10/26/2023	VARIOUS	1,714,000	62,893		102,696	75,176	27,519			27,519		102,696		(39,803)	(39,803)		1,187
620076-30-7	MOTOROLA SOLUTIONS INC EQUITY		08/21/2023	VARIOUS	438,000	122,297		119,695	112,851	6,845			6,845		119,695		2,602	2,602		1,053
629377-50-8	NRG ENERGY INC EQUITY		10/26/2023	VARIOUS	34,274,000	1,167,894		1,435,552	1,090,599	344,953			344,953		1,435,552		(267,657)	(267,657)		26,253
62944T-10-5	NVR INC EQUITY		11/27/2023	VARIOUS	13,000	74,587		54,327	59,964	(5,637)			(5,637)		54,327		20,260	20,260		
631103-10-8	NASDAQ INC EQUITY		10/26/2023	VARIOUS	1,632,000	83,770		110,607	100,107	10,501			10,501		110,607		(26,837)	(26,837)		791
64110D-10-4	NETAPP INC EQUITY		12/15/2023	VARIOUS	13,558,000	875,554		829,021	813,887	15,134			15,134		829,021		46,534	46,534		13,882
64110L-10-6	NETFLIX INC EQUITY		12/15/2023	VARIOUS	1,188,000	455,336		215,533	342,922	(137,478)			(137,478)		215,533		239,803	239,803		
651229-10-6	NEWELL BRANDS INC EQUITY		09/15/2023	VARIOUS	2,154,000	21,584		33,731	28,131	5,599		8,339	13,938		33,731		(12,146)	(12,146)		579
651639-10-6	NEWMONT CORP EQUITY		10/26/2023	VARIOUS	9,006,000	350,308		450,859	182,003	52,311			52,311		450,859		(100,551)	(100,551)		5,584
65249B-10-9	NEWS CORP EQUITY		10/26/2023	MORGAN STANLEY & CO INTERNATIONAL PLC/SO	1,947,000	39,980		33,044	35,416	(2,371)			(2,371)		33,044		6,936	6,936		299
65249B-20-8	NEWS CORP EQUITY		10/26/2023	MORGAN STANLEY & CO INTERNATIONAL PLC/SO	279,000	5,898		5,479	5,145	335			335		5,479		418	418		43
65339F-10-1	NEXTERA ENERGY INC EQUITY		10/26/2023	VARIOUS	21,531,000	1,499,116		1,863,335	1,799,561	63,774			63,774		1,863,335		(364,220)	(364,220)		17,099
654106-10-3	NIKE INC EQUITY		10/26/2023	VARIOUS	5,328,000	572,043		664,538	434,144	58,550			58,550		664,538		(92,496)	(92,496)		2,281
655663-10-2	NORDSON CORP EQUITY		10/26/2023	VARIOUS	284,000	62,570		67,435	67,435	(49)			(49)		67,435		(4,865)	(4,865)		655
655844-10-8	NORFOLK SOUTHERN CORP EQUITY		12/28/2023	VARIOUS	11,041,000	2,573,468		2,854,554	2,719,619	134,935			134,935		2,854,554		(281,086)	(281,086)		25,546
665859-10-4	NORTHERN TRUST CORP EQUITY		10/26/2023	VARIOUS	969,000	68,536		95,718	85,737	9,981			9,981		95,718		(27,182)	(27,182)		2,348
666807-10-2	NORTHROP GRUMMAN CORP EQUITY		10/26/2023	VARIOUS	3,412,000	1,706,086		1,811,818	1,862,713	(50,895)			(50,895)		1,811,818		(105,732)	(105,732)		7,294
668771-10-8	GEN DIGITAL INC EQUITY		10/26/2023	MORGAN STANLEY & CO INTERNATIONAL PLC/SO	2,344,000	44,187		53,985	50,208	3,776			3,776		53,985		(9,797)	(9,797)		879

E14.55

ANNUAL STATEMENT FOR THE YEAR 2023 OF THE ZURICH AMERICAN INSURANCE COMPANY

SCHEDULE D - PART 4

Showing All Long-Term Bonds and Stocks SOLD, REDEEMED or Otherwise DISPOSED OF During Current Year

1	2	3	4	5	6	7	8	9	10	Change In Book/Adjusted Carrying Value					16	17	18	19	20	21
										11	12	13	14	15						
CUSIP Identification	Description	Foreign	Disposal Date	Name of Purchaser	Number of Shares of Stock	Con- sideration	Par Value	Actual Cost	Prior Year Book/ Adjusted Carrying Value	Unrealized Valuation Increase/ (Decrease)	Current Year's (Amor- tization)/ Accretion	Current Year's Other- Than- Temporary Impairment Recognized	Total Change in Book/ Adjusted Carrying Value (11+12-13)	Total Foreign Exchange Change in Book/ Adjusted Carrying Value	Book/ Adjusted Carrying Value at Disposal Date	Foreign Exchange Gain (Loss) on Disposal	Realized Gain (Loss) on Disposal	Total Gain (Loss) on Disposal	Bond Interest/ Stock Dividends Received During Year	Stated Con- tractual Maturity Date
670346-10-5	NUCOR CORP EQUITY		11/27/2023	VARIOUS	6,706,000	938,238		936,942	884,052	52,890			52,890		936,942		1,295	1,295	4,868	
670666-10-4	NVIDIA CORP EQUITY		10/23/2023	VARIOUS	6,694,000	2,766,876		1,393,503	978,328	415,175			415,175		1,393,503		1,373,373	1,373,373	451	
67103H-10-7	O'REILLY AUTOMOTIVE INC EQUITY		08/21/2023	VARIOUS	161,000	152,272		138,031	135,866	2,165			2,165		138,031		14,241	14,241		
674599-10-5	OCCIDENTAL PETROLEUM CORP EQUITY		10/26/2023	VARIOUS	3,595,000	225,608		267,300	226,413	40,887			40,887		267,300		(41,693)	(41,693)	1,923	
679580-10-0	OLD DOMINION FREIGHT LINE INC EQUITY		08/21/2023	VARIOUS	241,000	90,470		72,287	68,326	3,962			3,962		72,287		18,182	18,182	164	
681919-10-6	QINICOM GROUP INC EQUITY		10/26/2023	VARIOUS	11,919,000	1,022,549		840,259	972,233	(131,974)			(131,974)		840,259		182,290	182,290	14,820	
682189-10-5	ON SEMICONDUCTOR CORP EQUITY		10/26/2023	VARIOUS	2,073,000	179,124		148,392	129,293	19,099			19,099		148,392		30,732	30,732		
682680-10-3	ONEOK INC EQUITY		10/26/2023	VARIOUS	64,461,000	4,151,653		3,737,879	4,235,088	(497,208)			(497,208)		3,737,879		413,773	413,773	65,187	
68389X-10-5	ORACLE CORP EQUITY		10/26/2023	VARIOUS	42,808,000	3,886,858		3,594,819	3,499,126	95,693			95,693		3,594,819		292,039	292,039	17,759	
68622V-10-6	ORGANON & CO EQUITY		10/17/2023	VARIOUS	1,367,000	26,271		45,879	38,180	7,698			7,698		45,879		(19,607)	(19,607)	1,148	
68902V-10-7	OTIS WORLDWIDE CORP EQUITY		10/26/2023	VARIOUS	1,923,000	154,924		138,489	150,571	(12,082)			(12,082)		138,489		16,435	16,435	1,636	
69331C-10-8	PG&E CORP EQUITY		10/26/2023	VARIOUS	7,763,000	127,073		120,800	126,226	(5,427)			(5,427)		120,800		6,273	6,273		
693475-10-5	PNC FINANCIAL SERVICES GROUP INC/ EQUITY		10/26/2023	VARIOUS	13,691,000	1,749,677		2,730,308	2,163,041	567,267			567,267		2,730,308		(980,631)	(980,631)	32,045	
693506-10-7	PPG INDUSTRIES INC EQUITY		10/26/2023	VARIOUS	914,000	121,909		120,332	114,917	5,415			5,415		120,332		1,577	1,577	1,496	
69370C-10-0	PTC INC EQUITY		08/21/2023	VARIOUS	338,000	46,063		41,982	40,553	1,429			1,429		41,982		4,081	4,081		
693718-10-8	PACCAR INC EQUITY		10/26/2023	VARIOUS	1,659,000	135,611		173,575	164,175	9,400			9,400		173,575		(37,965)	(37,965)	5,747	
695156-10-9	PACKAGING CORP OF AMERICA EQUITY		10/26/2023	VARIOUS	25,354,000	3,575,699		3,540,636	3,243,537	297,099			297,099		3,540,636		35,063	35,063	47,233	
697435-10-5	PALO ALTO NETWORKS INC EQUITY		08/21/2023	MORGAN STANLEY & CO INTERNATIONAL PLC/SO	587,000	141,350		144,713							144,713		(3,363)	(3,363)		
701094-10-4	PARKER-HANNIFIN CORP EQUITY		10/26/2023	VARIOUS	1,694,000	591,082		493,366	492,734	633			633		493,366		97,716	97,716	3,415	
704326-10-7	PAYCHEX INC EQUITY		10/23/2023	VARIOUS	19,648,000	2,227,481		2,479,488	2,270,130	209,358			209,358		2,479,488		(252,006)	(252,006)	33,834	
70432V-10-2	PAYCOM SOFTWARE INC EQUITY		08/21/2023	VARIOUS	108,000	30,151		33,759	33,504	255			255		33,759		(3,608)	(3,608)	21	
70450Y-10-3	PAYPAL HOLDINGS INC EQUITY		08/21/2023	VARIOUS	3,099,000	199,878		292,120	220,742	71,379			71,379		292,120		(92,242)	(92,242)		
713448-10-8	PEPSICO INC EQUITY		08/21/2023	VARIOUS	24,661,000	4,492,009		4,549,740	4,454,763	94,977			94,977		4,549,740		(57,731)	(57,731)	109,940	
714046-10-9	REVVITY INC EQUITY		10/26/2023	VARIOUS	595,000	65,399		84,691	83,389	1,302			1,302		84,691		(19,292)	(19,292)	136	
717081-10-3	PFIZER INC EQUITY		10/26/2023	VARIOUS	27,079,000	944,230		1,257,144	1,387,799	(130,655)			(130,655)		1,257,144		(312,914)	(312,914)	29,210	
718172-10-9	PHILIP MORRIS INTERNATIONAL INC EQUITY		10/26/2023	VARIOUS	45,152,000	4,276,591		4,370,875	4,571,188	(200,314)			(200,314)		4,370,875		(94,283)	(94,283)	183,510	
718546-10-4	PHILLIPS 66 EQUITY		10/26/2023	VARIOUS	9,012,000	1,006,957		907,322	937,969	(30,647)			(30,647)		907,322		99,635	99,635	25,920	
71880K-10-1	PHINIA INC EQUITY		07/10/2023	CITIGROUP GLOBAL MARKETS LTD	179,000	5,641		4,038	4,038						4,038		1,602	1,602		
723484-10-1	PINNACLE WEST CAPITAL CORP EQUITY		10/26/2023	VARIOUS	10,956,000	852,497		765,815	833,094	(67,279)			(67,279)		765,815		86,682	86,682	10,918	
723787-10-7	PIONEER NATURAL RESOURCES CO EQUITY		10/26/2023	VARIOUS	17,194,000	3,930,965		3,740,353	3,926,938	(186,584)			(186,584)		3,740,353		190,612	190,612	172,024	
73278L-10-5	POOL CORP EQUITY		08/21/2023	VARIOUS	108,000	37,938		42,443	32,651	9,793			9,793		42,443		(4,506)	(4,506)	258	
74144T-10-8	T ROWE PRICE GROUP INC EQUITY		10/26/2023	VARIOUS	20,729,000	2,266,812		2,873,184	2,260,083	613,101			613,101		2,873,184		(606,373)	(606,373)	30,799	
74251V-10-2	PRINCIPAL FINANCIAL GROUP INC EQUITY		10/26/2023	VARIOUS	1,127,000	80,880		100,168	94,544	5,624			5,624		100,168		(19,288)	(19,288)	1,619	
742718-10-9	PROCTER & GAMBLE CO/THE EQUITY		10/26/2023	VARIOUS	46,743,000	7,089,306		6,885,245	7,085,771	(200,527)			(200,527)		6,885,245		204,061	204,061	93,288	
743315-10-3	PROGRESSIVE CORP/THE EQUITY		08/21/2023	VARIOUS	1,848,000	245,138		233,117	200,677	(7,976)			(7,976)		233,117		12,021	12,021	450	
74340H-10-3	PROLOGIS INC EQUITY		11/27/2023	VARIOUS	18,459,000	2,129,899		2,414,119	2,081,621	332,497			332,497		2,414,119		(284,219)	(284,219)	34,768	
744320-10-2	PRUDENTIAL FINANCIAL INC EQUITY		10/26/2023	VARIOUS	1,774,000	158,665		187,665	176,407	11,258			11,258		187,665		(29,000)	(29,000)	5,955	
744573-10-6	PUBLIC SERVICE ENTERPRISE GROUP I EQUITY		10/26/2023	VARIOUS	3,536,000	217,027		237,082	216,651	20,431			20,431		237,082		(20,055)	(20,055)	4,389	
74460D-10-9	PUBLIC STORAGE EQUITY		08/21/2023	VARIOUS	1,045,000	288,299		350,330	292,673	57,657			57,657		350,330		(62,031)	(62,031)	2,253	
745867-10-1	PULTEGROUP INC EQUITY		12/28/2023	VARIOUS	7,468,000	741,803		521,383	47,068	(1,206)			(1,206)		521,383		220,420	220,420	533	
74736K-10-1	QORVO INC EQUITY		10/26/2023	VARIOUS	586,000	54,671		64,996	53,115	11,881			11,881		64,996		(10,325)	(10,325)		
747525-10-3	QUALCOMM INC EQUITY		10/23/2023	VARIOUS	13,927,000	1,566,003		1,829,919	1,531,134	298,784			298,784		1,829,919		(263,916)	(263,916)	20,505	
74762E-10-2	QUANTA SERVICES INC EQUITY		10/26/2023	VARIOUS	546,000	101,395		78,804	77,794	1,010			1,010		78,804		22,591	22,591	137	
74834L-10-0	QUEST DIAGNOSTICS INC EQUITY		11/27/2023	VARIOUS	3,059,000	458,807		380,875	478,458	(97,583)			(97,583)		380,875		77,932	77,932	1,228	
751212-10-1	RALPH LAUREN CORP EQUITY		10/26/2023	VARIOUS	214,000	24,050		24,158	22,611	1,547			1,547		24,158		(108)	(108)	458	
754730-10-9	RAYMOND JAMES FINANCIAL INC EQUITY		10/26/2023	VARIOUS	922,000	90,199		105,655	98,525	7,130			7,130		105,655		(15,457)	(15,457)	1,264	
75513E-10-1	RAYTHEON TECHNOLOGIES CORP EQUITY		11/27/2023	VARIOUS	7,170,000	605,486		712,606	723,596	(10,991)			(10,991)		712,606		(107,119)	(107,119)	10,939	

E14.56

ANNUAL STATEMENT FOR THE YEAR 2023 OF THE ZURICH AMERICAN INSURANCE COMPANY

SCHEDULE D - PART 4

Showing All Long-Term Bonds and Stocks SOLD, REDEEMED or Otherwise DISPOSED OF During Current Year

1	2	3	4	5	6	7	8	9	10	Change In Book/Adjusted Carrying Value					16	17	18	19	20	21
										11	12	13	14	15						
CUSIP Identification	Description	Foreign	Disposal Date	Name of Purchaser	Number of Shares of Stock	Consideration	Par Value	Actual Cost	Prior Year Book/ Adjusted Carrying Value	Unrealized Valuation Increase/ (Decrease)	Current Year's (Amortization)/ Accretion	Current Year's Other-Than-Temporary Impairment Recognized	Total Change in Book/ Adjusted Carrying Value (11+12-13)	Total Foreign Exchange Change in Book/ Adjusted Carrying Value	Book/ Adjusted Carrying Value at Disposal Date	Foreign Exchange Gain (Loss) on Disposal	Realized Gain (Loss) on Disposal	Total Gain (Loss) on Disposal	Bond Interest/ Stock Dividends Received During Year	Stated Contractual Maturity Date
756109-10-4	REALTY INCOME CORP EQUITY		10/26/2023	VARIOUS	3,417,000	189,284		226,397	216,706	9,691			9,691		226,397		(37,113)	(37,113)		6,708
758849-10-3	REGENCY CENTERS CORP EQUITY		10/26/2023	MORGAN STANLEY & CO INTERNATIONAL PLC/SO	703,000	41,887		43,398	43,923	(526)			(526)		43,398		(1,510)	(1,510)		1,615
75886F-10-7	REGENERON PHARMACEUTICALS INC EQUITY		12/28/2023	VARIOUS	490,000	395,384		370,906	353,506	17,401			17,401		370,906		24,478	24,478		
7591EP-10-0	REGIONS FINANCIAL CORP EQUITY		12/28/2023	VARIOUS	70,070,000	1,494,133		1,335,160	1,510,709	(175,549)			(175,549)		1,335,160		158,972	158,972		16,061
760759-10-0	REPUBLIC SERVICES INC EQUITY		10/26/2023	VARIOUS	969,000	141,747		141,832	124,982	16,851			16,851		141,832		(85)	(85)		1,620
761152-10-7	RESMED INC EQUITY		08/21/2023	VARIOUS	2,530,000	548,031		543,126	526,468	16,659			16,659		543,126		4,904	4,904		1,631
770323-10-3	ROBERT HALF INC EQUITY		12/28/2023	VARIOUS	611,000	43,873		51,928	45,092	6,836			6,836		51,928		(8,054)	(8,054)		594
773903-10-9	ROCKWELL AUTOMATION INC EQUITY		08/21/2023	VARIOUS	3,216,000	944,901		829,460	828,281	1,179			1,179		829,460		115,441	115,441		4,312
775711-10-4	ROLLINS INC EQUITY		08/21/2023	VARIOUS	727,000	29,416		29,177	26,557	2,620			2,620		29,177		238	238		237
776696-10-6	ROPER TECHNOLOGIES INC EQUITY		10/26/2023	VARIOUS	507,000	242,987		206,124	218,989	(12,864)			(12,864)		206,124		36,863	36,863		1,144
778296-10-3	ROSS STORES INC EQUITY		10/23/2023	VARIOUS	963,000	110,650		85,772	111,737	(25,965)			(25,965)		85,772		24,877	24,877		528
78409V-10-4	S&P GLOBAL INC EQUITY		10/26/2023	VARIOUS	3,138,000	1,161,398		1,131,191	521,455	47,927			47,927		1,131,191		30,207	30,207		4,485
78410G-10-4	SBA COMMUNICATIONS CORP EQUITY		11/27/2023	VARIOUS	481,000	103,847		153,436	134,829	18,607			18,607		153,436		(49,590)	(49,590)		915
78486Q-10-1	SVB FINANCIAL GROUP EQUITY		03/31/2023	MARKETS LTD	278,000	249		92,854	63,940	28,914			28,914		92,854		(92,605)	(92,605)		
79466L-30-2	SALESFORCE INC EQUITY		08/21/2023	VARIOUS	2,632,000	541,350		544,168	348,977	195,191			195,191		544,168		(2,818)	(2,818)		
806407-10-2	HENRY SCHEIN INC EQUITY		10/26/2023	VARIOUS	766,000	56,386		56,665	61,165	(4,500)			(4,500)		56,665		(279)	(279)		
806857-10-8	SCHLUMBERGER NV EQUITY		12/28/2023	VARIOUS	33,676,000	1,844,366		1,789,047	1,303,973	(61,374)			(61,374)		1,789,047		55,318	55,318		12,557
808513-10-5	CHARLES SCHWAB CORP/THE EQUITY		12/28/2023	VARIOUS	38,554,000	2,245,362		2,145,344	626,040	(20,310)			(20,310)		2,145,344		100,018	100,018		15,753
81211K-10-0	SEALED AIR CORP EQUITY		08/21/2023	VARIOUS	536,000	21,380		33,827	26,736	7,091			7,091		33,827		(12,447)	(12,447)		149
816851-10-9	SEMPRA EQUITY		10/26/2023	VARIOUS	14,542,000	2,107,793		2,058,978	2,121,972	(37,077)		25,917	(62,994)		2,058,978		48,815	48,815		34,841
81762P-10-2	SERVICENOW INC EQUITY		08/21/2023	VARIOUS	547,000	284,322		298,746	212,537	86,209			86,209		298,746		(14,424)	(14,424)		
824348-10-6	SHERWIN-WILLIAMS CO/THE EQUITY		08/21/2023	VARIOUS	635,000	164,229		159,827	150,679	9,148			9,148		159,827		4,402	4,402		924
82669G-10-4	SIGNATURE BANK/NEW YORK NY EQUITY		03/31/2023	Bear Stearns Securities Corp	340,000	73		57,184	39,161	18,023			18,023		57,184		(57,111)	(57,111)		238
828806-10-9	SIMON PROPERTY GROUP INC EQUITY		10/26/2023	VARIOUS	60,952,000	6,897,550		6,501,763	7,160,641	(658,878)			(658,878)		6,501,763		395,787	395,787		147,933
83088M-10-2	SKYWORKS SOLUTIONS INC EQUITY		12/28/2023	VARIOUS	5,048,000	528,241		662,546	459,974	202,572			202,572		662,546		(134,304)	(134,304)		3,742
831865-20-9	A O SMITH CORP EQUITY		12/28/2023	VARIOUS	700,000	48,591		45,237	40,068	5,169			5,169		45,237		3,354	3,354		560
832696-40-5	J M SMUCKER CO/THE EQUITY		10/26/2023	VARIOUS	504,000	66,066		76,361	79,864	(3,503)			(3,503)		76,361		(10,295)	(10,295)		1,377
833034-10-1	SNAP-ON INC EQUITY		12/28/2023	VARIOUS	10,483,000	2,648,159		2,386,139	1,842,611	(107,729)			(107,729)		2,386,139		262,020	262,020		22,160
83417M-10-4	SOLAREDDGE TECHNOLOGIES INC EQUITY		12/28/2023	VARIOUS	294,000	47,248		66,223	83,255	(17,032)		12,222	(4,810)		66,223		(18,975)	(18,975)		
842587-10-7	SOUTHERN CO/THE EQUITY		10/26/2023	VARIOUS	50,136,000	3,496,485		3,453,090	3,580,212	(127,122)			(127,122)		3,453,090		43,395	43,395		46,127
844741-10-8	SOUTHWEST AIRLINES CO EQUITY		10/26/2023	VARIOUS	2,793,000	77,499		105,338	94,040	11,298			11,298		105,338		(27,839)	(27,839)		1,646
854502-10-1	STANLEY BLACK & DECKER INC EQUITY		10/26/2023	VARIOUS	697,000	59,054		65,524	52,345	13,179			13,179		65,524		(6,469)	(6,469)		1,149
855244-10-9	STARBUCKS CORP EQUITY		08/21/2023	VARIOUS	3,002,000	298,577		309,603	297,708	11,895			11,895		309,603		(11,027)	(11,027)		3,880
857477-10-3	STATE STREET CORP EQUITY		11/27/2023	VARIOUS	1,727,000	115,708		116,728	133,929	(17,201)			(17,201)		116,728		(1,020)	(1,020)		3,499
858119-10-0	STEEL DYNAMICS INC EQUITY		10/26/2023	VARIOUS	809,000	82,625		84,805	79,023	5,782			5,782		84,805		(2,180)	(2,180)		1,054
863667-10-1	STRYKER CORP EQUITY		10/26/2023	VARIOUS	1,281,000	349,918		278,180	313,115	(34,935)			(34,935)		278,180		71,738	71,738		2,990
871607-10-7	SYNOPSIS INC EQUITY		08/21/2023	VARIOUS	426,000	176,934		152,847	135,945	16,902			16,902		152,847		24,087	24,087		
87165B-10-3	SYNCHRONY FINANCIAL EQUITY		10/26/2023	VARIOUS	8,986,000	289,278		338,137	295,280	42,857			42,857		338,137		(48,858)	(48,858)		3,609
871829-10-7	SYSCO CORP EQUITY		08/21/2023	VARIOUS	18,597,000	1,372,591		1,563,309	1,188,948	338,872			338,872		1,563,309		(190,718)	(190,718)		25,532
872540-10-9	TJX COS INC/THE EQUITY		08/21/2023	VARIOUS	58,908,000	4,704,517		4,706,878	4,689,077	17,801			17,801		4,706,878		(2,361)	(2,361)		17,216
872590-10-4	T-MOBILE US INC EQUITY		10/26/2023	VARIOUS	2,835,000	396,308		411,789	396,900	14,889			14,889		411,789		(15,481)	(15,481)		
874054-10-9	TAKE-TWO INTERACTIVE SOFTWARE INC EQUITY		10/26/2023	VARIOUS	746,000	100,334		100,874	77,688	23,185			23,185		100,874		(539)	(539)		
876030-10-7	TAPESTRY INC EQUITY		10/26/2023	VARIOUS	1,067,000	34,659		36,292	40,621	(4,329)			(4,329)		36,292		(1,633)	(1,633)		718
87612E-10-6	TARGET CORP EQUITY		08/21/2023	VARIOUS	1,220,000	165,971		225,845	181,817	44,029			44,029		225,845		(59,875)	(59,875)		3,212
87612G-10-1	TARGA RESOURCES CORP EQUITY		08/21/2023	VARIOUS	614,000	49,307		46,013	45,117	896			896		46,013		3,294	3,294		731
87936Q-10-5	TELEDYNE TECHNOLOGIES INC EQUITY		10/26/2023	VARIOUS	220,000	86,059		91,665	87,987	3,678			3,678		91,665		(5,606)	(5,606)		

E14.57

ANNUAL STATEMENT FOR THE YEAR 2023 OF THE ZURICH AMERICAN INSURANCE COMPANY

SCHEDULE D - PART 4

Showing All Long-Term Bonds and Stocks SOLD, REDEEMED or Otherwise DISPOSED OF During Current Year

1	2	3	4	5	6	7	8	9	10	Change In Book/Adjusted Carrying Value					16	17	18	19	20	21
										11	12	13	14	15						
CUSIP Identification	Description	Foreign	Disposal Date	Name of Purchaser	Number of Shares of Stock	Consideration	Par Value	Actual Cost	Prior Year Book/ Adjusted Carrying Value	Unrealized Valuation Increase/ (Decrease)	Current Year's (Amortization)/ Accretion	Current Year's Other-Than-Temporary Impairment Recognized	Total Change in Book/ Adjusted Carrying Value (11+12-13)	Total Foreign Exchange Change in Book/ Adjusted Carrying Value	Book/ Adjusted Carrying Value at Disposal Date	Foreign Exchange Gain (Loss) on Disposal	Realized Gain (Loss) on Disposal	Total Gain (Loss) on Disposal	Bond Interest/ Stock Dividends Received During Year	Stated Contractual Maturity Date
879369-10-6	TELEFLEX INC EQUITY		10/26/2023	MORGAN STANLEY & CO INTERNATIONAL PLC/SO	212,000	42,029		56,509	52,905	3,605			3,605		56,509		(14,481)	(14,481)		216
880770-10-2	TERADYNE INC EQUITY		08/21/2023	VARIOUS	414,000	43,647		41,921	36,163	5,758					41,921		1,726	1,726		91
88160R-10-1	TESLA INC EQUITY		08/21/2023	VARIOUS	7,394,000	1,573,784		911,237	911,237						911,237		662,548	662,548		
882508-10-4	TEXAS INSTRUMENTS INC EQUITY		10/26/2023	VARIOUS	35,102,000	6,068,374		6,464,401	5,799,201	665,199			665,199		6,464,401		(396,027)	(396,027)		74,668
883203-10-1	TEXTRON INC EQUITY		10/26/2023	VARIOUS	1,014,000	74,724		70,620	71,791	(1,171)					70,620		4,104	4,104		65
883556-10-2	THERMO FISHER SCIENTIFIC INC EQUITY		08/21/2023	VARIOUS	1,092,000	584,814		626,522	601,353	25,169			25,169		626,522		(41,709)	(41,709)		975
88579Y-10-1	3M CO EQUITY		11/27/2023	VARIOUS	3,820,000	365,698		544,695	458,094	86,601			86,601		544,695		(178,997)	(178,997)		16,698
892356-10-6	TRACTOR SUPPLY CO EQUITY		12/28/2023	VARIOUS	7,426,000	1,744,869		1,664,600	1,669,959	(5,358)					1,664,600		80,268	80,268		10,340
893641-10-0	TRANSNIGM GROUP INC EQUITY		10/26/2023	VARIOUS	214,000	176,640		136,252	134,685	1,567			1,567		136,252		40,388	40,388		
89417E-10-9	TRAVELERS COS INC/THE EQUITY		10/26/2023	VARIOUS	1,409,000	235,370		261,957	215,131	(1,704)			(1,704)		261,957		(26,586)	(26,586)		3,269
896239-10-0	TRIMBLE INC EQUITY		10/26/2023	VARIOUS	1,161,000	58,510		72,906	72,906						72,906		(14,396)	(14,396)		
898320-10-9	TRUIST FINANCIAL CORP EQUITY		10/26/2023	VARIOUS	6,352,000	181,535		286,245	273,327	64,323		51,404	12,919		286,245		(104,711)	(104,711)		8,880
902252-10-5	TYLER TECHNOLOGIES INC EQUITY		08/21/2023	VARIOUS	110,000	41,695		43,509	35,461	8,048			8,048		43,509		(1,814)	(1,814)		
902494-10-3	TYSON FOODS INC EQUITY		10/26/2023	VARIOUS	1,382,000	69,349		111,664	111,664						111,664		(42,316)	(42,316)		1,511
902653-10-4	UDR INC EQUITY		10/26/2023	VARIOUS	1,370,000	51,737		64,437	53,060	11,377			11,377		64,437		(12,700)	(12,700)		1,739
902973-30-4	US BANCORP EQUITY		10/26/2023	VARIOUS	7,556,000	255,647		395,660	329,593	66,067			66,067		395,660		(140,013)	(140,013)		11,308
90384S-30-3	ULTA BEAUTY INC EQUITY		08/21/2023	VARIOUS	135,000	63,247		52,522	63,315	(10,793)					52,522		10,725	10,725		
907818-10-8	UNION PACIFIC CORP EQUITY		10/26/2023	VARIOUS	13,885,000	3,008,504		3,041,587	2,874,612	166,976			166,976		3,041,587		(33,084)	(33,084)		37,807
910047-10-9	UNITED AIRLINES HOLDINGS INC EQUITY		10/26/2023	VARIOUS	1,475,000	60,469		54,591	55,549	(958)			(958)		54,591		5,878	5,878		
911312-10-6	UNITED PARCEL SERVICE INC EQUITY		10/26/2023	VARIOUS	8,069,000	1,336,634		1,574,506	1,402,231	172,276			172,276		1,574,506		(237,873)	(237,873)		37,391
911363-10-9	UNITED RENTALS INC EQUITY		10/26/2023	VARIOUS	285,000	117,582		101,759	101,292	467			467		101,759		15,824	15,824		1,088
91324P-10-2	UNITEDHEALTH GROUP INC EQUITY		10/23/2023	VARIOUS	2,563,000	1,271,482		1,376,781	1,359,082	17,699			17,699		1,376,781		(105,300)	(105,300)		7,545
913903-10-0	UNIVERSAL HEALTH SERVICES INC EQUITY		10/26/2023	MORGAN STANLEY & CO INTERNATIONAL PLC/SO	281,000	35,439		32,312	39,584	(7,273)			(7,273)		32,312		3,128	3,128		142
918204-10-8	VF CORP EQUITY		10/26/2023	VARIOUS	3,364,000	79,619		89,564	92,813	20,408		23,657	(3,249)		89,564		(9,946)	(9,946)		1,206
91913Y-10-0	VALERO ENERGY CORP EQUITY		10/26/2023	VARIOUS	4,308,000	536,711		568,312	546,384	21,929			21,929		568,312		(31,602)	(31,602)		5,043
92276F-10-0	VENTAS INC EQUITY		10/26/2023	VARIOUS	1,874,000	80,091		86,919	84,405	2,514			2,514		86,919		(6,827)	(6,827)		2,777
92338C-10-3	VERALTO CORP EQUITY		10/26/2023	MORGAN STANLEY & CO INTERNATIONAL PLC/SO	471,000	32,966		45,150	45,150						45,150		(12,184)	(12,184)		
92343E-10-2	VERISIGN INC EQUITY		10/26/2023	VARIOUS	438,000	90,386		89,343	89,974	(631)			(631)		89,343		1,042	1,042		
92343V-10-4	VERIZON COMMUNICATIONS INC EQUITY		10/26/2023	VARIOUS	20,907,000	720,960		1,085,907	823,736	262,171			262,171		1,085,907		(364,948)	(364,948)		44,043
92345Y-10-6	VERISK ANALYTICS INC EQUITY		08/21/2023	VARIOUS	457,000	102,929		80,608	80,551	57			57		80,608		22,321	22,321		269
92532F-10-0	VERTEX PHARMACEUTICALS INC EQUITY		08/21/2023	VARIOUS	665,000	232,018		192,857	191,912	944			944		192,857		39,162	39,162		
92556H-20-6	VIACOMCBS INC EQUITY		10/26/2023	VARIOUS	14,502,000	237,273		363,863	244,649	119,215			119,215		363,863		(126,591)	(126,591)		7,337
92556V-10-6	VIATRIS INC EQUITY		10/26/2023	VARIOUS	6,551,000	65,385		81,657	72,847	8,810			8,810		81,657		(16,272)	(16,272)		1,689
925652-10-9	VICI PROPERTIES INC EQUITY		10/26/2023	VARIOUS	109,268,000	3,420,383		3,600,216	2,181,524	96,821			96,821		3,600,216		(179,833)	(179,833)		112,498
92826C-83-9	VISA INC EQUITY		12/15/2023	VARIOUS	10,056,000	2,278,719		2,131,220	2,081,102	40,118			40,118		2,131,220		147,498	147,498		5,544
929042-10-9	VORNADO REALTY TRUST EQUITY		01/05/2023	VARIOUS	63,894,000	1,355,644		1,564,906	1,329,634	235,271			235,271		1,564,906		(209,261)	(209,261)		
929160-10-9	VULCAN MATERIALS CO EQUITY		10/26/2023	VARIOUS	521,000	105,577		95,612	91,217	4,395			4,395		95,612		9,965	9,965		590
92942W-10-7	WK KELLOGG CO EQUITY		10/23/2023	VARIOUS	163,000	1,660		2,897	2,897						2,897		(1,237)	(1,237)		
929740-10-8	WESTINGHOUSE AIR BRAKE TECHNOLOGI EQUITY		10/26/2023	VARIOUS	817,000	86,830		82,423	81,545	878			878		82,423		4,408	4,408		369
931142-10-3	WALMART INC EQUITY		10/26/2023	VARIOUS	6,873,000	1,089,550		928,161	974,523	(46,361)			(46,361)		928,161		161,389	161,389		14,913
931427-10-8	WALGREENS BOOTS ALLIANCE INC EQUITY		10/26/2023	VARIOUS	3,439,000	86,124		149,841	21,429	128,412			21,429		149,841		(63,717)	(63,717)		4,466
934423-10-4	WARNER BROS DISCOVERY INC EQUITY		10/26/2023	VARIOUS	10,455,000	119,800		144,555	99,113	45,442			45,442		144,555		(24,755)	(24,755)		
94106L-10-9	WASTE MANAGEMENT INC EQUITY		08/21/2023	VARIOUS	6,360,000	988,132		1,004,809	997,757	7,052			7,052		1,004,809		(16,677)	(16,677)		1,240
941848-10-3	WATERS CORP EQUITY		08/21/2023	VARIOUS	192,000	53,641		61,611	65,739	(4,128)					61,611		(7,970)	(7,970)		
949746-10-1	WELLS FARGO & CO EQUITY		10/26/2023	VARIOUS	19,052,000	774,527		850,415	786,657	63,758			63,758		850,415		(75,888)	(75,888)		16,901
950400-10-4	WELLTOWER INC EQUITY		10/26/2023	VARIOUS	2,157,000	173,212		172,058	141,348	30,710			30,710		172,058		1,154	1,154		3,363

E14.58

ANNUAL STATEMENT FOR THE YEAR 2023 OF THE ZURICH AMERICAN INSURANCE COMPANY

SCHEDULE D - PART 4

Showing All Long-Term Bonds and Stocks SOLD, REDEEMED or Otherwise DISPOSED OF During Current Year

1	2	3	4	5	6	7	8	9	10	Change In Book/Adjusted Carrying Value					16	17	18	19	20	21
										11	12	13	14	15						
CUSIP Identification	Description	Foreign	Disposal Date	Name of Purchaser	Number of Shares of Stock	Consideration	Par Value	Actual Cost	Prior Year Book/ Adjusted Carrying Value	Unrealized Valuation Increase/ (Decrease)	Current Year's (Amortization)/ Accretion	Current Year's Other-Than-Temporary Impairment Recognized	Total Change in Book/ Adjusted Carrying Value (11+12-13)	Total Foreign Exchange Change in Book/ Adjusted Carrying Value	Book/ Adjusted Carrying Value at Disposal Date	Foreign Exchange Gain (Loss) on Disposal	Realized Gain (Loss) on Disposal	Total Gain (Loss) on Disposal	Bond Interest/ Stock Dividends Received During Year	Stated Contractual Maturity Date
955306-10-5	WEST PHARMACEUTICAL SERVICES INC EQUITY		.08/21/2023	VARIOUS	196,000	75,504		65,622	46,127	19,496			19,496		65,622		9,882	9,882		101
958102-10-5	WESTERN DIGITAL CORP EQUITY		.10/26/2023	MORGAN STANLEY & CO INTERNATIONAL PLC/SO	1,432,000	56,207		67,918	45,165	22,753			22,753		67,918		(11,711)	(11,711)		
961450-10-5	WESTROCK CO EQUITY		.10/26/2023	MORGAN STANLEY & CO INTERNATIONAL PLC/SO	1,125,000	37,680		46,451	39,544	6,907			6,907		46,451		(8,771)	(8,771)		928
962166-10-4	WEYERHAEUSER CO EQUITY		.10/26/2023	VARIOUS	3,554,000	108,196		119,349	110,174	9,175			9,175		119,349		(11,153)	(11,153)		4,727
963320-10-6	WHIRLPOOL CORP EQUITY		.10/26/2023	VARIOUS	7,603,000	1,116,593		1,581,455	1,075,672	505,782			505,782		1,581,455		(464,861)	(464,861)		1,113
969457-10-0	WILLIAMS COS INC/THE EQUITY		.10/26/2023	VARIOUS	21,921,000	708,114		732,678	720,982	11,697			11,697		732,678		(24,564)	(24,564)		13,290
983134-10-7	WYNN RESORTS LTD EQUITY		.11/27/2023	VARIOUS	445,000	40,404		29,152	36,695	(7,543)			(7,543)		29,152		11,252	11,252		223
98389B-10-0	XCEL ENERGY INC EQUITY		.11/27/2023	VARIOUS	5,598,000	339,595		407,038	231,681	16,434			16,434		407,038		(67,444)	(67,444)		9,061
98419M-10-0	XYLEM INC/NY EQUITY		.10/26/2023	VARIOUS	988,000	95,091		109,449	90,209	2,230			2,230		109,449		(14,358)	(14,358)		687
988498-10-1	YUM! BRANDS INC EQUITY		.12/28/2023	VARIOUS	755,000	99,015		97,748	96,648	1,100			1,100		97,748		1,268	1,268		774
989207-10-5	ZEBRA TECHNOLOGIES CORP EQUITY		.10/26/2023	VARIOUS	213,000	53,057		67,212	54,615	12,597			12,597		67,212		(14,155)	(14,155)		
98956P-10-2	ZIMMER BIOMET HOLDINGS INC EQUITY		.10/26/2023	VARIOUS	998,000	114,774		109,979	127,225	(17,246)			(17,246)		109,979		4,795	4,795		792
989701-10-7	ZIONS BANCORP NA EQUITY		.10/26/2023	MORGAN STANLEY & CO INTERNATIONAL PLC/SO	818,000	26,456		33,839	40,213	3,170		9,544	(6,374)		33,839		(7,382)	(7,382)		1,006
98978V-10-3	ZOETIS INC EQUITY		.08/21/2023	VARIOUS	1,243,000	226,214		234,465	182,149	52,316			52,316		234,465		(8,252)	(8,252)		1,262
60176J-10-9	ALLEGION PLC EQUITY	C.	.08/21/2023	VARIOUS	300,000	32,253		37,698	31,584	6,114			6,114		37,698		(5,445)	(5,445)		211
60250X-10-7	AMCOR PLC EQUITY	C.	.10/26/2023	VARIOUS	68,561,000	797,882		745,958	816,562	(70,603)			(70,603)		745,958		51,924	51,924		1,981
60403H-10-8	AON PLC EQUITY	C.	.10/26/2023	VARIOUS	1,017,000	329,096		291,697	305,120	(13,423)			(13,423)		291,697		37,399	37,399		1,705
60450A-10-5	ARCH CAPITAL GROUP LTD EQUITY	C.	.10/26/2023	VARIOUS	1,591,000	124,187		91,494	99,867	(8,373)			(8,373)		91,494		32,693	32,693		
61151C-10-1	ACCENTURE PLC EQUITY	C.	.08/21/2023	VARIOUS	4,257,000	1,286,540		1,336,879	1,135,725	201,154			201,154		1,336,879		(50,339)	(50,339)		10,870
629183-10-3	EATON CORP PLC EQUITY	C.	.05/08/2023	GOLDMAN SACHS & CO LLC	321,000	54,529		52,471	50,391	2,081			2,081		52,471		2,057	2,057		552
629183-10-3	EATON CORP PLC EQUITY	C.	.11/27/2023	VARIOUS	1,618,000	332,530		258,573	253,994	4,580			4,580		258,573		73,957	73,957		4,174
63223R-10-8	EVEREST GROUP LTD EQUITY	C.	.10/26/2023	VARIOUS	193,000	71,432		52,805	63,906	(11,101)			(11,101)		52,805		18,627	18,627		653
64918T-10-8	INVESCO LTD EQUITY	C.	.11/27/2023	VARIOUS	14,405,000	198,462		226,611	259,002	(32,391)		2,981	(32,391)		226,611		(28,149)	(28,149)		10,947
651502-10-5	JOHNSON CONTROLS INTERNATIONAL PL EQUITY	C.	.05/08/2023	GOLDMAN SACHS & CO LLC	550,000	34,695		36,626	35,200	1,426			1,426		36,626		(1,931)	(1,931)		391
651502-10-5	JOHNSON CONTROLS INTERNATIONAL PL EQUITY	C.	.10/26/2023	VARIOUS	2,772,000	148,419		137,820	177,408	(39,588)			(39,588)		137,820		10,599	10,599		3,540
654950-10-3	LINDE PLC EQUITY	C.	.10/26/2023	VARIOUS	2,243,000	835,268		648,501	(83,121)				(83,121)		648,501		186,767	186,767		6,305
65960L-10-3	MEDTRONIC PLC EQUITY	C.	.05/08/2023	GOLDMAN SACHS & CO LLC	10,809,000	974,600		926,147	840,075	86,071			86,071		926,147		48,453	48,453		14,700
65960L-10-3	MEDTRONIC PLC EQUITY	C.	.11/27/2023	VARIOUS	6,406,000	489,429		582,185	497,874	84,311			84,311		582,185		(92,757)	(92,757)		15,818
66095L-10-9	APTIV PLC EQUITY	C.	.10/26/2023	VARIOUS	1,248,000	115,943		133,594	116,189	17,405			17,405		133,594		(17,652)	(17,652)		
666721-10-4	NORWEGIAN CRUISE LINE HOLDINGS LT EQUITY	C.	.08/21/2023	VARIOUS	1,690,000	26,017		28,447	20,686	7,761			7,761		28,447		(2,430)	(2,430)		
67997R-10-3	SEAGATE TECHNOLOGY HOLDINGS PLC EQUITY	C.	.10/26/2023	VARIOUS	919,000	60,937		67,587	48,339	19,248			19,248		67,587		(7,551)	(7,551)		2,026
67900T-10-4	PENTAIR PLC EQUITY	C.	.05/08/2023	VARIOUS	255,000	14,031		16,596	11,465	5,132			5,132		16,596		(1,666)	(1,666)		112
67900T-10-4	PENTAIR PLC EQUITY	C.	.10/26/2023	MORGAN STANLEY & CO INTERNATIONAL PLC/SO	661,000	41,074		33,690	29,719	3,971			3,971		33,690		7,384	7,384		514
68473T-10-0	STERIS PLC EQUITY	C.	.10/26/2023	VARIOUS	476,000	100,671		96,225	87,903	8,322			8,322		96,225		4,445	4,445		524
68994E-10-3	TRANE TECHNOLOGIES PLC EQUITY	C.	.10/26/2023	VARIOUS	873,000	166,262		155,221	146,743	8,478			8,478		155,221		11,041	11,041		1,345
696629-10-3	WILLIS TOWERS WATSON PLC EQUITY	C.	.10/26/2023	VARIOUS	495,000	107,714		121,619	121,062	557			557		121,619		(13,905)	(13,905)		1,311
H1467J-10-4	CHUBB LTD EQUITY	C.	.11/27/2023	VARIOUS	5,295,000	1,141,124		1,039,237	1,123,872	(125,374)			(125,374)		1,039,237		101,887	101,887		8,111
H2906T-10-9	GARMIN LTD EQUITY	C.	.11/27/2023	VARIOUS	20,972,000	2,075,135		2,284,608	1,935,506	349,102			349,102		2,284,608		(209,473)	(209,473)		15,956
H84989-10-4	TE CONNECTIVITY LTD EQUITY	C.	.10/26/2023	VARIOUS	1,531,000	187,663		185,275	175,728	9,547			9,547		185,275		2,388	2,388		2,377
J00882-12-6	AJINOMOTO CO INC EQUITY	B.	.08/21/2023	VARIOUS	7,500,000	294,273		300,270	229,202	(123,491)			(123,491)		300,270		(33,672)	(33,672)		1,837
J03234-15-0	ASICS CORP EQUITY	B.	.12/01/2023	VARIOUS	47,800,000	1,615,532		717,298	1,055,895	(447,534)			(447,534)		717,298		1,077,493	898,234		15,024
J03393-10-5	ASTELLAS PHARMA INC EQUITY	B.	.06/14/2023	VARIOUS	68,900,000	1,120,101		907,821	1,048,100	(287,534)			(287,534)		907,821		(191,282)	(191,282)		14,308
J12075-10-7	DENSO CORP EQUITY	B.	.12/19/2023	VARIOUS	48,300,000	713,819		482,595	597,384	(141,585)			(141,585)		482,595		(59,338)	(59,338)		15,103
J20454-11-2	HITACHI LTD EQUITY	B.	.12/08/2023	VARIOUS	12,800,000	798,460		450,478	648,103	(284,008)			(284,008)		450,478		(110,744)	(110,744)		8,337
J23059-11-6	IBIDEN CO LTD EQUITY	B.	.06/07/2023	VARIOUS	7,700,000	412,231		165,481	278,523	(142,152)			(142,152)		165,481		(36,762)	(36,762)		992
J29699-10-5	ENOS HOLDINGS INC EQUITY	B.	.12/26/2023	VARIOUS	281,400,000	1,015,062		1,007,169	888,047	(157,837)			(157,837)		1,007,169		(221,894)	(221,894)		36,498

E14.59

ANNUAL STATEMENT FOR THE YEAR 2023 OF THE ZURICH AMERICAN INSURANCE COMPANY

SCHEDULE D - PART 4

Showing All Long-Term Bonds and Stocks SOLD, REDEEMED or Otherwise DISPOSED OF During Current Year

1	2	3	4	5	6	7	8	9	10	Change In Book/Adjusted Carrying Value					16	17	18	19	20	21
										11	12	13	14	15						
CUSIP Identification	Description	Foreign	Disposal Date	Name of Purchaser	Number of Shares of Stock	Consideration	Par Value	Actual Cost	Prior Year Book/ Adjusted Carrying Value	Unrealized Valuation Increase/ (Decrease)	Current Year's (Amortization)/ Accretion	Current Year's Other-Than-Temporary Impairment Recognized	Total Change in Book/ Adjusted Carrying Value (11+12-13)	Total Foreign Exchange Change in Book/ Adjusted Carrying Value	Book/ Adjusted Carrying Value at Disposal Date	Foreign Exchange Gain (Loss) on Disposal	Realized Gain (Loss) on Disposal	Total Gain (Loss) on Disposal	Bond Interest/ Stock Dividends Received During Year	Stated Contractual Maturity Date
J3923S-10-6	MACNICA HOLDINGS INC EQUITY	B	09/20/2023	K'S HOLDINGS CORP	1,400,000	62,576		18,722	33,389	(17,857)			(17,857)	3,190	18,722	(4,862)	48,716	43,854	700	
J41551-11-0	MAZDA MOTOR CORP EQUITY	B	11/16/2023	VARIOUS	21,500,000	253,894		183,263	163,854	(11,059)			(11,059)	30,468	183,263	(49,724)	120,356	70,632	6,862	
J43916-11-3	MITSUBISHI ESTATE CO LTD EQUITY	B	08/08/2023	PLC	59,300,000	717,111		920,607	769,184	45,986		95,727	(49,741)	151,908	871,351	(155,935)	1,695	(154,240)	7,571	
J44002-17-8	MITSUBISHI HEAVY INDUSTRIES LTD EQUITY	B	12/08/2023	VARIOUS	13,600,000	741,478		337,941	539,790	(252,854)			(252,854)	42,130	329,066	(68,676)	481,088	412,412	12,983	
J44046-10-0	MITSUBISHI CHEMICAL GROUP CORP EQUITY	B	02/27/2023	INTERNATIONAL PLC	25,000,000	149,637		155,439	129,711	(4,301)			(4,301)	30,030	155,439	(34,083)	28,281	(5,802)		
J44690-13-9	MIITSUI & CO LTD EQUITY	B	12/14/2023	VARIOUS	35,700,000	1,227,584		496,821	1,042,814	(625,447)			(625,447)	79,453	496,821	(110,724)	841,487	730,763	32,572	
J45013-13-3	MIITSUI OSK LINES LTD EQUITY	B	03/27/2023	VARIOUS	16,500,000	431,474		101,481	411,028	(328,970)			(328,970)	19,423	101,481	(18,340)	348,333	329,993		
J76379-10-6	SONY GROUP CORP EQUITY	B	03/17/2023	PLC	2,700,000	234,796		46,261	205,361	(167,821)			(167,821)	8,721	46,261	(9,062)	197,598	188,536		
J76917-10-3	SUMIDA CORP EQUITY	B	02/15/2023	VARIOUS	43,300,000	545,350		352,807	451,156	(158,893)			(158,893)	25,724	317,988	(26,413)	253,775	227,362	9,388	
J77454-12-2	SUMITOMO FORESTRY CO LTD EQUITY	B	08/21/2023	VARIOUS	14,500,000	382,685		211,720	256,418	(22,837)			(22,837)	(21,861)	211,720	2,410	168,554	170,964	11,716	
J7771R-10-2	SUMITOMO MITSUI CONSTRUCTION CO L EQUITY	B	04/28/2023	VARIOUS	140,800,000	410,636		580,428	444,169	57,812		43,177	14,635	86,628	545,432	(70,167)	(64,629)	(134,796)	12,297	
J79561-14-8	TAISEI CORP EQUITY	B	03/30/2023	VARIOUS	24,000,000	736,103		616,916	772,576	(272,572)			(272,572)	116,912	616,916	(115,962)	235,150	119,188	2,903	
J92676-11-3	TOYOTA MOTOR CORP EQUITY	B	12/08/2023	VARIOUS	11,800,000	218,211		183,688							183,688	(5,885)	40,409	34,524	2,260	
J92719-11-1	TOYOTA TSUSHO CORP EQUITY	B	09/21/2023	VARIOUS	1,600,000	98,315		66,012							66,012	(6,116)	38,420	32,304	62	
N53745-10-0	LYONDELLBASELL INDUSTRIES NV EQUITY	C	10/26/2023	VARIOUS	45,344,000	4,491,510		4,912,693	3,766,273	1,146,420			1,146,420		4,912,693		(421,183)	(421,183)	40,173	
N6596X-10-9	NXP SEMICONDUCTORS NV EQUITY	C	12/28/2023	VARIOUS	1,253,000	233,124		210,589	198,012	12,577			12,577		210,589		22,536	22,536	3,352	
V7780T-10-3	ROYAL CARIBBEAN CRUISES LTD EQUITY		10/26/2023	INTERNATIONAL PLC/SO	705,000	65,816		43,126	34,841	8,285			8,285		43,126		22,691	22,691		
501999999. Subtotal - Common Stocks - Industrial and Miscellaneous (Unaffiliated) Publicly Traded						464,885,959	XXX	469,261,543	411,195,656	20,067,979		1,060,151	19,007,828	1,172,723	469,127,794	(1,506,490)	(2,735,354)	(4,241,844)	6,840,574	XXX
31338*-10-8	FHLB Capital B2 Stock - Private		05/15/2023	VARIOUS	8,045,000	804,500		804,500							804,500					
502999999. Subtotal - Common Stocks - Industrial and Miscellaneous (Unaffiliated) Other						804,500	XXX	804,500							804,500					XXX
233203-37-1	DFA INTERNATIONAL CORE EQTY FUND		09/11/2023	DIRECT TO COMPANY	6,217,308,813	90,000,000		91,860,072	83,995,842	7,864,230			7,864,230		91,860,072		(1,860,072)	(1,860,072)	1,225,707	
532999999. Subtotal - Common Stocks - Mutual Funds - Designations Not Assigned by the SVO						90,000,000	XXX	91,860,072	83,995,842	7,864,230			7,864,230		91,860,072		(1,860,072)	(1,860,072)	1,225,707	XXX
92206C-68-0	VANGUARD RUSSELL 1000 GROWTH FUND		12/15/2023	Knight Capital Americas LLC	700,000	54,047		52,304							52,304		1,743	1,743		
922908-36-3	VANGUARD S&P 500 ETF FUND		10/27/2023	VARIOUS	3,352,000	1,292,166		1,205,263	1,177,826	27,437			27,437		1,205,263		86,902	86,902	9,277	
581999999. Subtotal - Common Stocks - Exchange Traded Funds						1,346,213	XXX	1,257,567	1,177,826	27,437			27,437		1,257,567		88,645	88,645	9,277	XXX
847428-10-5	SPECIAL INSURANCE SERVICES, INC		12/31/2023	VARIOUS		372,057		372,057							1,125,840					
592999999. Subtotal - Common Stocks - Parent, Subsidiaries and Affiliates Other						372,057	XXX	372,057							1,125,840					XXX
598999999. Total - Common Stocks - Part 4						557,408,729	XXX	563,555,739	496,369,324	27,959,646		1,060,151	26,899,495	1,172,723	564,175,773	(1,506,490)	(4,506,781)	(6,013,271)	8,075,558	XXX
598999998. Total - Common Stocks - Part 5						144,967,247	XXX	141,879,594		2,588			(2,588)		141,877,006	(48,898)	3,139,136	3,090,238	987,172	XXX
598999999. Total - Common Stocks						702,375,976	XXX	705,435,333	496,369,324	27,959,646		1,062,739	26,896,907	1,172,723	706,052,779	(1,555,388)	(1,367,645)	(2,923,033)	9,062,730	XXX
599999999. Total - Preferred and Common Stocks						702,375,976	XXX	705,435,333	496,369,324	27,959,646		1,062,739	26,896,907	1,172,723	706,052,779	(1,555,388)	(1,367,645)	(2,923,033)	9,062,730	XXX
600999999 - Totals						4,009,197,209	XXX	4,146,104,418	3,490,593,872	41,011,513	(2,448,342)	15,406,393	23,156,778	1,172,723	4,072,986,373	(1,555,388)	(61,968,694)	(63,524,082)	107,223,658	XXX

E14.60

ANNUAL STATEMENT FOR THE YEAR 2023 OF THE ZURICH AMERICAN INSURANCE COMPANY

SCHEDULE D - PART 5

Showing All Long-Term Bonds and Stocks ACQUIRED During Year and Fully DISPOSED OF During Current Year

1	2	3	4	5	6	7	8	9	10	11	Change in Book/Adjusted Carrying Value					17	18	19	20	21
											12	13	14	15	16					
CUSIP Identification	Description	Foreign	Date Acquired	Name of Vendor	Disposal Date	Name of Purchaser	Par Value (Bonds) or Number of Shares (Stock)	Actual Cost	Consideration	Book/ Adjusted Carrying Value at Disposal	Unrealized Valuation Increase/ (Decrease)	Current Year's (Amortization)/ Accretion	Current Year's Other-Than-Temporary Impairment Recognized	Total Change in Book/ Adjusted Carrying Valu (12 + 13 - 14)	Total Foreign Exchange Change in Book/ Adjusted Carrying Value	Foreign Exchange Gain (Loss) on Disposal	Realized Gain (Loss) on Disposal	Total Gain (Loss) on Disposal	Interest and Dividends Received During Year	Paid for Accrued Interest and Dividends
91282C-AB-7	US TREASURY N/B 0.25 07/31/2025		07/25/2023	CITADEL SECURITIES LLC	12/13/2023	Citigroup Global Markets Inc	5,000,000	4,557,634	4,663,655	4,638,968		81,334		81,334			24,687	24,687	10,870	6,077
91282C-GL-9	US TREASURY N/B 4 02/15/2026		03/01/2023	MERRILL LYNCH PIERCE FENNER & SMITH INC	03/02/2023	CITADEL SECURITIES LLC	8,000,000	7,866,576	7,861,549	7,866,673		97		97			(5,124)	(5,124)	14,144	14,144
91282C-HT-1	US TREASURY N/B 3.875 08/15/2033		11/06/2023	MORGAN STANLEY	12/13/2023	HSBC SECURITIES USA INC	1,300,000	1,221,193	1,285,014	1,221,884		691		691			63,130	63,130	16,564	11,499
0109999999. Subtotal - Bonds - U.S. Governments							14,300,000	13,645,403	13,810,218	13,727,525		82,122		82,122			82,693	82,693	41,578	31,720
045167-DR-1	ASIAN DEVELOPMENT BANK 1.75 08/14/2026	D	01/25/2023	US BANCORP INVESTMENTS INC/SPOKANE WA	12/07/2023	BANK OF NEW YORK MELLON/THE	15,000,000	13,998,750	13,993,200	14,230,666		231,916		231,916			(237,466)	(237,466)	347,813	118,854
298785-JV-9	EUROPEAN INVESTMENT BANK 3.75 02/14/2033					BNP PARIBAS SECURITIES														
639831-BB-0	NEDER WATERSCHAPSBAK 2.375 03/24/2026	D	10/03/2023	VARIOUS	12/07/2023	CORP	36,670,000	34,787,620	35,333,379	34,824,009		36,389		36,389			509,370	509,370	491,353	114,526
0309999999. Subtotal - Bonds - All Other Governments							91,670,000	86,601,570	87,422,979	87,423,160		821,590		821,590			(181)	(181)	1,992,360	592,269
270777-AD-7	E BATON ROUGE PARISH LA 1 VAR 12/01/2040		01/05/2023	MERRILL LYNCH PIERCE FENNER & SMITH INC	05/30/2023	MERRILL LYNCH PIERCE FENNER & SMITH INC	12,000,000	12,000,000	12,000,000	11,998,871		(1,129)		(1,129)			1,129	1,129	102,993	2,923
3137H9-PJ-2	WI K154 A2 4.35 04/25/2033 CMB		01/25/2023	MERRILL LYNCH PIERCE FENNER & SMITH INC	04/03/2023	MERRILL LYNCH PIERCE FENNER & SMITH INC	2,000,000	2,056,570	2,056,570	2,055,640		(930)		(930)			930	930	22,717	7,250
876380-BF-5	TARRANT CNTY TX CULTURAL VAR 10/01/2041		01/05/2023	MERRILL LYNCH PIERCE FENNER & SMITH INC	02/22/2023	MERRILL LYNCH PIERCE FENNER & SMITH INC	7,000,000	7,000,000	7,000,000	6,999,436		(564)		(564)			564	564	20,663	1,716
91412H-PT-4	UNIV OF CALIFORNIA CA REVEN 5 05/15/2043		02/16/2023	MORGAN STANLEY & CO LLC	11/01/2023	RBC CAPITAL MARKETS LLC	4,000,000	4,468,200	4,221,840	4,443,878		(24,322)		(24,322)			(222,038)	(222,038)	139,444	
0909999999. Subtotal - Bonds - U.S. Special Revenues							25,000,000	25,524,770	25,278,410	25,497,825		(26,945)		(26,945)			(219,415)	(219,415)	285,817	11,889
00253X-AA-9	AMERICAN AIRLINES/AADVAN 5.5 04/20/2026		02/13/2023	BARCLAYS CAPITAL INC	04/19/2023	FLOW TRADERS US INSTITUTIONAL TRADING LL	836,000	816,145	818,235	818,077		1,932		1,932			158	158	11,623	3,193
013092-AC-5	ALBERTSONS COS/SAFEWAY 4.625 01/15/2027		02/06/2023	MERRILL LYNCH PIERCE FENNER & SMITH INC	09/18/2023	MARKETAXESS CORP	25,000	23,844	23,731	24,006		163		163			(275)	(275)	787	74
01741R-AN-2	ATI INC 7.25 08/15/2030		08/07/2023	STIFEL NICOLAUS & CO INC	09/18/2023	VARIOUS	25,000	25,156	25,077	25,170		14		14			(93)	(93)	196	
023771-S5-8	AMERICAN AIRLINES INC 11.75 07/15/2025		06/29/2023	VARIOUS	08/03/2023	JP MORGAN SECURITIES LLC	244,000	271,234	269,620	266,458		(4,776)		(4,776)			3,162	3,162	16,087	3,079
023771-S5-8	AMERICAN AIRLINES INC 11.75 07/15/2025		10/24/2023	MERRILL LYNCH PIERCE FENNER & SMITH INC	12/04/2023	SECURITY CALLED BY ISSUER	24,000	25,560	26,273	25,467		(93)		(93)			(1,467)	(1,467)	3,362	791
023771-T3-2	AMERICAN AIRLINES INC 7.25 02/15/2028		03/28/2023	VARIOUS	11/16/2023	VARIOUS	119,000	116,689	117,660	116,952		264		264			708	708	2,603	423
02582J-JZ-4	AMXCA 2023-1 A 4.87 05/15/2028 ABS		06/14/2023	RBC CAPITAL MARKETS LLC	08/03/2023	FENNER & SMITH INC	4,740,000	4,739,580	4,715,189	4,739,562		(18)		(18)			(24,373)	(24,373)	33,984	
038522-AP-3	ARAMARK SERVICES INC 5 04/01/2025		03/28/2023	VARIOUS	12/19/2023	GOLDMAN SACHS & CO LLC	45,000	44,164	44,615	44,451		287		287			164	164	2,750	1,117
03966V-AA-5	ARCONIC CORP 6.125 02/15/2028		03/21/2023	JEFFERIES LLC	08/18/2023	SECURITY CALLED BY ISSUER	110,000	105,525	113,369	105,850		325		325			4,150	4,150	6,794	706
045054-AR-4	ASHTED CAPITAL INC 5.95 10/15/2033		07/24/2023	MERRILL LYNCH PIERCE FENNER & SMITH INC	08/17/2023	MERRILL LYNCH PIERCE FENNER & SMITH INC	270,000	269,762	261,322	269,883		121		121			(8,561)	(8,561)	1,071	
05592X-AD-2	BMIWOT 2023-A A3 5.47 02/25/2028 ABS		07/11/2023	TD SECURITIES USA LLC	08/22/2023	PERSHING LLC	2,278,000	2,277,596	2,279,424	2,279,576		1,980		1,980			(153)	(153)	12,461	
05592X-AE-0	BMIWOT 2023-A A4 5.25 11/26/2029 ABS		07/11/2023	TD SECURITIES USA LLC	08/22/2023	MIZUHO SECURITIES USA LLC	1,274,000	1,273,781	1,272,258	1,274,864		1,083		1,083			(2,606)	(2,606)	6,689	
06051G-LH-0	BANK OF AMERICA CORP VAR 04/25/2034		04/19/2023	MERRILL LYNCH PIERCE FENNER & SMITH INC	05/11/2023	MORGAN STANLEY & CO LLC	1,200,000	1,200,000	1,198,668	1,201,005		1,005		1,005			(2,337)	(2,337)	3,525	
06368L-GV-2	BANK OF MONTREAL 5.203 02/01/2028	A	01/05/2023	BMO CAPITAL MARKETS CORP	05/17/2023	GOLDMAN SACHS & CO LLC	4,000,000	3,999,840	4,036,280	4,003,219		3,379		3,379			33,061	33,061	73,420	
08161N-AF-4	BIARK 2020-B16 A5 2.732 02/15/2053 CMB		01/20/2023	GOLDMAN SACHS & CO LLC	08/10/2023	Citigroup Global Markets Inc	1,400,000	1,239,164	1,199,461	1,250,294		11,129		11,129			(50,833)	(50,833)	23,693	2,444
08161Q-AD-2	BIARK 2022-B37 5.942575 11/15/2055 CMB		03/03/2023	JP MORGAN SECURITIES LLC	06/23/2023	WELLS FARGO SECURITIES LLC	1,000,000	1,051,855	1,045,039	1,050,484		(1,372)		(1,372)			(5,445)	(5,445)	21,386	2,556
09951L-AC-7	BOOZ ALLEN HAMILTON INC 5.95 08/04/2033		08/01/2023	MERRILL LYNCH PIERCE FENNER & SMITH INC	08/22/2023	JP MORGAN SECURITIES LLC	60,000	59,426	59,141	59,456		29		29			(315)	(315)	198	
115637-AU-4	BROWN-FORMAN CORP 4.75 04/15/2033		03/21/2023	GOLDMAN SACHS & CO LLC	11/28/2023	BARCLAYS CAPITAL INC	55,000	55,024	53,970	55,035		11		11			(1,065)	(1,065)	1,792	

ANNUAL STATEMENT FOR THE YEAR 2023 OF THE ZURICH AMERICAN INSURANCE COMPANY

SCHEDULE D - PART 5

Showing All Long-Term Bonds and Stocks ACQUIRED During Year and Fully DISPOSED OF During Current Year

1	2	3	4	5	6	7	8	9	10	11	Change in Book/Adjusted Carrying Value					17	18	19	20	21
											12	13	14	15	16					
CUSIP Identification	Description	Foreign	Date Acquired	Name of Vendor	Disposal Date	Name of Purchaser	Par Value (Bonds) or Number of Shares (Stock)	Actual Cost	Consideration	Book/ Adjusted Carrying Value at Disposal	Unrealized Valuation Increase/ (Decrease)	Current Year's (Amortization)/ Accretion	Current Year's Other-Than-Temporary Impairment Recognized	Total Change in Book/ Adjusted Carrying Valu (12 + 13 - 14)	Total Foreign Exchange Change in Book/ Adjusted Carrying Value	Foreign Exchange Gain (Loss) on Disposal	Realized Gain (Loss) on Disposal	Total Gain (Loss) on Disposal	Interest and Dividends Received During Year	Paid for Accrued Interest and Dividends
1248EP-CT-8	CCO HLDGS LLC/CAP CORP 7.375 03/01/2031 CHS/COMMUNITY HEALTH SYS 5.25 05/15/2030		06/06/2023	VARIOUS	09/18/2023	VARIOUS	341,000	336,765	333,672	337,413		648		648			(3,741)	(3,741)	15,159	2,851
12543D-BM-1			01/10/2023	VARIOUS	09/18/2023	PERSHING LLC	204,000	165,103	156,592	167,816		2,714		2,714			(11,224)	(11,224)	9,074	1,650
13123X-BD-3	CALLON PETROLEUM 8 08/01/2028 CANADIAN IMPERIAL BANK 5.144 04/28/2025		03/07/2023	MORGAN STANLEY & CO LLC	05/03/2023	VARIOUS	32,000	31,920	31,320	31,919		(1)		(1)			(599)	(599)	688	270
13607L-NF-6		A	04/24/2023	CIBC WORLD MARKETS CORP MERRILL LYNCH PIERCE FENNER & SMITH INC	05/17/2023	MORGAN STANLEY & CO LLC	1,000,000	1,000,000	998,000	1,000,516		516		516			(2,516)	(2,516)	3,001	
14041N-GB-1	COMET 2022-A3 A 4.95 10/15/2027 ABS		03/14/2023	VARIOUS	03/29/2023	TD SECURITIES USA LLC	1,012,000	1,012,079	1,021,250	1,012,073		(6)		(6)			9,177	9,177	2,226	139
140944-AA-7	CAPSTONE BORROWER INC 8 06/15/2030		05/19/2023	STIFEL NICOLAUS & CO INC	05/19/2023	MORGAN STANLEY & CO LLC	38,000	37,764	37,788	37,764							24	24		
14319B-AC-6	CARIX 2023-3 A3 5.28 05/15/2028 ABS		07/18/2023	JP MORGAN SECURITIES LLC	08/22/2023	TD SECURITIES USA LLC	1,421,000	1,420,984	1,415,782	1,422,377		1,393		1,393			(6,595)	(6,595)	5,836	
144577-AJ-2	CALLON PETROLEUM CO 8.25 07/15/2025 CELANESE US HOLDINGS LLC 6.35 11/15/2028		03/14/2023	MORGAN STANLEY & CO LLC MERRILL LYNCH PIERCE FENNER & SMITH INC	08/02/2023	VARIOUS	49,000	48,755	49,000	48,797		42		42			203	203	2,212	685
15089Q-AW-4			08/10/2023	VARIOUS	12/19/2023	MERRILL LYNCH PIERCE FENNER & SMITH INC	185,000	184,974	189,350	185,381		406		406			3,969	3,969	2,588	
171484-AG-3	CHURCHILL DOWNS INC 5.5 04/01/2027		03/30/2023	VARIOUS	09/18/2023	FENNER & SMITH INC	187,000	181,604	179,483	182,189		585		585			(2,707)	(2,707)	5,241	442
171484-AJ-7	CHURCHILL DOWNS INC 6.75 05/01/2031		04/11/2023	VARIOUS	08/21/2023	VARIOUS	90,000	90,035	89,654	90,081		46		46			(427)	(427)	310	
18539U-AD-7	CLEARWAY ENERGY OP LLC 3.75 02/15/2031 JOHN DEERE CAPITAL CORP 4.75 01/20/2028		08/07/2023	GOLDMAN SACHS & CO LLC	10/10/2023	MORGAN STANLEY & CO LLC	16,000	13,140	12,520	13,190		50		50			(670)	(670)	395	290
24422E-WR-6			01/03/2023	RBC CAPITAL MARKETS LLC	11/28/2023	FENNER & SMITH INC	1,000,000	999,500	993,900	1,000,190		690		690			(6,290)	(6,290)	42,354	
29273V-AT-7	ENERGY TRANSFER LP 6.4 12/01/2030		10/10/2023	MIZUHO SECURITIES USA LLC	12/19/2023	Citigroup Global Markets Inc WELLS FARGO SECURITIES LLC	75,000	74,914	79,578	74,943		29		29			4,635	4,635	907	
29365B-AB-9	ENTEGRIS INC 5.95 06/15/2030		01/06/2023	STIFEL NICOLAUS & CO INC	05/02/2023	MUFG SECURITIES AMERICAS INC	25,000	23,563	23,563	23,609		47		47			(47)	(47)	574	103
29375C-AB-5	EFF 2023-1 A2 5.51 01/22/2029 ABS EVERGREEN ACCO/TVI INC 9.75 04/26/2028		02/22/2023	WELLS FARGO SECURITIES LLC	09/18/2023	MUFG SECURITIES AMERICAS INC	3,777,000	3,776,375	3,743,214	3,780,007		3,632		3,632			(36,794)	(36,794)	113,884	
30015D-AA-9			01/26/2023	JEFFERIES LLC	01/26/2023	JEFFERIES LLC	66,000	64,671	65,670	64,671							999	999		
32113C-BY-5	FNMT 2023-2 A 5.77 09/15/2029 ABS		09/15/2023	JP MORGAN SECURITIES LLC	12/06/2023	MUFG SECURITIES AMERICAS INC	9,070,000	9,068,602	9,191,524	9,076,798		8,195		8,195			114,726	114,726	110,483	
344928-AC-0	FORDO 2023-A A2B FLT 03/15/2026 ABS		03/28/2023	BNP PARIBAS SECURITIES CORP	06/08/2023	MUFG SECURITIES AMERICAS INC	9,233,000	9,233,000	9,257,886	9,235,335		2,335		2,335			22,551	22,551	102,687	
344930-AD-4	FORDO 2023-B A3 5.23 05/15/2028 ABS		06/21/2023	Citigroup Global Markets Inc	08/22/2023	SG AMERICAS SECURITIES LLC	3,190,000	3,189,957	3,176,044	3,191,665		1,708		1,708			(15,622)	(15,622)	26,879	
344930-AE-2	FORDO 2023-B A4 5.06 02/15/2029 ABS		06/21/2023	Citigroup Global Markets Inc	09/18/2023	WELLS FARGO SECURITIES LLC	913,000	912,815	902,943	913,310		495		495			(10,368)	(10,368)	10,651	
345295-AD-1	FORDO 2022-D A3 5.27 05/17/2027 ABS FORD MOTOR CREDIT CO LLC 7.35 03/06/2030		03/14/2023	MUFG SECURITIES AMERICAS INC	09/18/2023	PERSHING LLC	3,300,000	3,319,207	3,277,055	3,314,590		(4,617)		(4,617)			(37,536)	(37,536)	88,887	483
345397-C6-8	FORD MOTOR CREDIT CO LLC 6.8 05/12/2028		01/03/2023	DEUTSCHE BANK SECURITIES INC	11/01/2023	VARIOUS	200,000	199,754	201,644	199,829		75		75			1,815	1,815	12,128	
345397-C9-2			04/03/2023	MORGAN STANLEY & CO LLC BARCLAYS CAPITAL SECURITIES INC	11/01/2023	VARIOUS MIZUHO SECURITIES USA LLC	463,000	462,940	460,807	463,170		231		231			(2,363)	(2,363)	18,060	
361886-CR-3	GFORT 2023-1 A1 5.34 06/15/2028 ABS		06/21/2023	VARIOUS	08/22/2023	BNP PARIBAS SECURITIES CORP	4,979,000	4,977,782	4,950,799	4,982,057		4,276		4,276			(31,259)	(31,259)	41,359	
362541-AC-8	GMALT 2023-1 A2B FLT 06/20/2025 ABS		03/17/2023	MUFG SECURITIES AMERICAS INC	06/08/2023	WELLS FARGO SECURITIES LLC	350,000	349,412	350,055	349,673		261		261			382	382	4,320	50
38141G-ZM-9	GOLDMAN SACHS GROUP INC VAR 02/24/2033 GREYSTAR REAL ESTATE PAR 7.75 09/01/2030		03/06/2023	BNP PARIBAS SECURITIES CORP	07/10/2023	VARIOUS	5,000,000	4,141,400	4,133,450	4,164,026		22,626		22,626			(30,576)	(30,576)	59,455	6,032
39807U-AD-8			08/07/2023	JP MORGAN SECURITIES LLC	10/02/2023	VARIOUS	126,000	126,000	126,555	126,354		354		354			201	201	792	
410345-AL-6	HANESBRANDS INC 4.875 05/15/2026		04/26/2023	MORGAN STANLEY & CO LLC	10/31/2023	VARIOUS	18,000	16,853	16,520	17,027		175		175			(507)	(507)	844	397
410345-AQ-5	HANESBRANDS INC 9 02/15/2031		08/25/2023	VARIOUS	10/25/2023	VARIOUS	589,000	592,890	572,574	585,861		(205)	6,824	(7,029)			(13,287)	(13,287)	27,708	3,526

ANNUAL STATEMENT FOR THE YEAR 2023 OF THE ZURICH AMERICAN INSURANCE COMPANY

SCHEDULE D - PART 5

Showing All Long-Term Bonds and Stocks ACQUIRED During Year and Fully DISPOSED OF During Current Year

1	2	3	4	5	6	7	8	9	10	11	Change in Book/Adjusted Carrying Value					17	18	19	20	21	
											12	13	14	15	16						
CUSIP Identification	Description	Foreign	Date Acquired	Name of Vendor	Disposal Date	Name of Purchaser	Par Value (Bonds) or Number of Shares (Stock)	Actual Cost	Consideration	Book/ Adjusted Carrying Value at Disposal	Unrealized Valuation Increase/ (Decrease)	Current Year's (Amortization)/ Accretion	Current Year's Other-Than-Temporary Impairment Recognized	Total Change in Book/ Adjusted Carrying Valu (12 + 13 - 14)	Total Foreign Exchange Change in Book/ Adjusted Carrying Value	Foreign Exchange Gain (Loss) on Disposal	Realized Gain (Loss) on Disposal	Total Gain (Loss) on Disposal	Interest and Dividends Received During Year	Paid for Accrued Interest and Dividends	
422806-AB-5	HEICO CORP 5.35 08/01/2033		07/19/2023	SUNTRUST ROBINSON HUMPHREY INC	09/13/2023	BARCLAYS CAPITAL SECURITIES INC	150,000	149,448	145,669	149,619		171		171			(3,950)	(3,950)		852	
438150-AC-1	HAROT 2023-A3 A3 5.41 02/18/2028 ABS		08/15/2023	MERRILL LYNCH PIERCE FENNER & SMITH INC	09/14/2023	FENNER & SMITH INC	2,510,000	2,509,482	2,507,549	2,511,666		2,183		2,183			(4,117)	(4,117)		9,807	
438150-AD-9	HAROT 2023-B A4 5.3 12/18/2029 ABS		08/15/2023	MERRILL LYNCH PIERCE FENNER & SMITH INC	09/18/2023	WELLS FARGO SECURITIES LLC	526,000	525,999	523,801	526,449		451		451			(2,648)	(2,648)		2,091	
44933X-AD-9	HART 2023-B A3 5.48 04/17/2028 ABS		07/11/2023	BARCLAYS CAPITAL SECURITIES INC	08/22/2023	MJFG SECURITIES AMERICAS INC	3,748,000	3,747,837	3,751,367	3,751,613		3,776		3,776			(246)	(246)		19,969	
44933X-AE-7	HART 2023-B A4 5.31 08/15/2029 ABS		07/11/2023	BARCLAYS CAPITAL SECURITIES INC	08/22/2023	WELLS FARGO SECURITIES LLC	1,244,000	1,243,768	1,246,673	1,245,009		1,241		1,241			1,664	1,664		6,422	
45687V-AB-2	INGERSOLL RAND INC 5.7 08/14/2033		08/08/2023	JP MORGAN SECURITIES LLC	08/17/2023	MERRILL LYNCH PIERCE FENNER & SMITH INC	75,000	74,426	73,559	74,496		71		71			(938)	(938)		83	
46284V-AG-6	IRON MOUNTAIN INC 5 07/15/2028		04/24/2023	GOLDMAN SACHS & CO LLC	06/12/2023	VARIOUS	127,000	118,304	116,431	118,493		189		189			(2,062)	(2,062)		2,623	1,782
46284V-AP-6	IRON MOUNTAIN INC 7 02/15/2029		06/02/2023	VARIOUS	09/18/2023	VARIOUS	394,000	394,036	389,950	394,264		228		228			(4,314)	(4,314)		9,576	193
46647P-DR-4	JPMORGAN CHASE & CO VAR 06/01/2034		07/17/2023	JPMORGAN CHASE & CO VAR 06/01/2034	09/05/2023	MORGAN STANLEY & CO LLC	4,000,000	4,012,760	3,897,600	4,012,539		(221)		(221)			(114,939)	(114,939)		57,067	31,506
46656N-AA-7	JPMIT 2023-D 4.625 07/25/2063 WHOLE LOAN		08/02/2023	JP MORGAN SECURITIES LLC	08/21/2023	JP MORGAN SECURITIES LLC	3,614,288	3,325,498	3,311,027	3,329,154		3,656		3,656			(18,127)	(18,127)		10,215	2,786
475795-AC-4	JELD-WEN INC 4.625 12/15/2025		04/18/2023	JEFFERIES LLC	08/03/2023	SECURITY CALLED BY ISSUER	56,000	53,230	56,000	53,534		304		304			2,466	2,466		1,640	853
477920-AC-6	JDOT 2023-B A3 5.18 03/15/2028 ABS		06/21/2023	MERRILL LYNCH PIERCE FENNER & SMITH INC	08/22/2023	JEFFERIES LLC	3,083,000	3,082,486	3,068,428	3,084,999		2,514		2,514			(16,571)	(16,571)		24,842	
49177J-AH-5	KENVUE INC 5 03/22/2030		03/08/2023	GOLDMAN SACHS & CO LLC	11/28/2023	BNP PARIBAS SECURITIES CORP	1,160,000	1,157,088	1,163,445	1,159,297		2,209		2,209			4,148	4,148		39,956	
498894-AA-2	KNIFE RIVER CORP 7.75 05/01/2031		04/11/2023	JP MORGAN SECURITIES LLC	05/04/2023	VARIOUS	52,000	52,000	52,426	52,150		150		150			276	276		121	
502431-AQ-2	L3HARRIS TECH INC 5.4 07/31/2033		07/27/2023	MERRILL LYNCH PIERCE FENNER & SMITH INC	11/28/2023	MORGAN STANLEY & CO LLC	3,220,000	3,216,555	3,191,413	3,223,407		6,852		6,852			(31,994)	(31,994)		54,969	
502431-AR-0	L3HARRIS TECH INC 5.6 07/31/2053		07/27/2023	JP MORGAN SECURITIES LLC	08/17/2023	MORGAN STANLEY & CO LLC	80,000	79,746	76,528	79,913		167		167			(3,385)	(3,385)		261	
527298-BQ-5	LEVEL 3 FINANCING INC 3.875 11/15/2029		02/01/2023	VARIOUS	06/26/2023	VARIOUS	341,000	280,060	259,953	282,839		2,779		2,779			(22,887)	(22,887)		7,804	2,654
53219L-AT-6	LEGACY LIFEPPOINT HEALTH 6.75 04/15/2025		04/28/2023	VARIOUS	08/14/2023	Corporate Actions Event	136,000	127,648	138,380	129,131		1,482		1,482			9,249	9,249		6,848	3,268
55336V-BV-1	MPLX LP 5 03/01/2033		02/02/2023	MJFG SECURITIES AMERICAS INC	03/28/2023	GOLDMAN SACHS & CO LLC	50,000	49,585	47,996	49,634		49		49			(1,638)	(1,638)		354	
55903V-BG-7	WARNERMEDIA HOLDINGS IN 6.412 03/15/2026		03/06/2023	JP MORGAN SECURITIES LLC	06/28/2023	UBS SECURITIES LLC	75,000	75,000	75,087	75,028		28		28			59	59		1,469	
57763R-AB-3	MAUSER PACKAGING SOLUT 7.875 08/15/2026		01/30/2023	VARIOUS	09/18/2023	VARIOUS	163,000	164,358	158,925	164,295		(63)		(63)			(5,370)	(5,370)		7,844	
588056-BC-4	MERCER INTL INC 12.875 10/01/2028		09/19/2023	UBS SECURITIES LLC	09/20/2023	UBS SECURITIES LLC	49,000	49,000	49,368	49,017		17		17			351	351		18	
60687Y-CR-8	MIZUHO FINANCIAL GROUP VAR 05/27/2031	D	02/21/2023	MIZUHO SECURITIES USA LLC	11/28/2023	SG AMERICAS SECURITIES LLC	5,000,000	5,000,000	4,984,200	5,005,616		5,616		5,616			(21,416)	(21,416)		217,604	
61690Q-AE-9	MSBAM 2015-C23 A4 3.719 07/15/2050 CMBS		04/26/2023	MORGAN STANLEY & CO LLC	09/18/2023	BARCLAYS CAPITAL SECURITIES INC	1,550,000	1,492,420	1,481,521	1,503,060		10,640		10,640			(21,539)	(21,539)		26,901	4,323
65480C-AE-5	NISSAN MOTOR ACCEPTANCE 6.95 09/15/2026		09/12/2023	MERRILL LYNCH PIERCE FENNER & SMITH INC	09/15/2023	RBC CAPITAL MARKETS LLC	45,000	44,957	45,380	44,982		26		26			397	397		35	
65480W-AD-3	NAROT 2023-A A3 4.91 11/15/2027 ABS		04/18/2023	MIZUHO SECURITIES USA LLC	06/15/2023	WELLS FARGO SECURITIES LLC	10,138,000	10,136,209	10,098,398	10,145,248		9,039		9,039			(46,849)	(46,849)		69,136	
674599-CF-0	OCCIDENTAL PETROLEUM CO 4.625 06/15/2045		03/10/2023	Citigroup Global Markets Inc.	08/17/2023	VARIOUS	22,000	17,958	16,341	17,996		38		38			(1,655)	(1,655)		695	252
674599-CJ-2	OCCIDENTAL PETROLEUM COR 4.4 04/15/2046		03/10/2023	Citigroup Global Markets Inc.	05/31/2023	VARIOUS	80,000	63,100	60,779	63,166		66		66			(2,387)	(2,387)		2,207	1,457
674599-CN-3	OCCIDENTAL PETROLEUM COR 4.2 03/15/2048		03/10/2023	Citigroup Global Markets Inc.	05/30/2023	JEFFERIES LLC	27,000	21,128	19,913	21,149		22		22			(1,237)	(1,237)		806	564
674599-DF-9	OCCIDENTAL PETROLEUM COR 6.45 09/15/2036		03/15/2023	VARIOUS	09/14/2023	VARIOUS	136,000	138,302	136,827	138,253		(49)		(49)			(1,426)	(1,426)		4,459	32

ANNUAL STATEMENT FOR THE YEAR 2023 OF THE ZURICH AMERICAN INSURANCE COMPANY

SCHEDULE D - PART 5

Showing All Long-Term Bonds and Stocks ACQUIRED During Year and Fully DISPOSED OF During Current Year

1	2	3	4	5	6	7	8	9	10	11	Change in Book/Adjusted Carrying Value					17	18	19	20	21
											12	13	14	15	16					
CUSIP Identification	Description	Foreign	Date Acquired	Name of Vendor	Disposal Date	Name of Purchaser	Par Value (Bonds) or Number of Shares (Stock)	Actual Cost	Consideration	Book/ Adjusted Carrying Value at Disposal	Unrealized Valuation Increase/ (Decrease)	Current Year's (Amortization)/ Accretion	Current Year's Other-Than-Temporary Impairment Recognized	Total Change in Book/ Adjusted Carrying Valu (12 + 13 - 14)	Total Foreign Exchange Change in Book/ Adjusted Carrying Value	Foreign Exchange Gain (Loss) on Disposal	Realized Gain (Loss) on Disposal	Total Gain (Loss) on Disposal	Interest and Dividends Received During Year	Paid for Accrued Interest and Dividends
674599-DL-6	OCCIDENTAL PETROLEUM COR 6.6 03/15/2046		03/14/2023	VARIOUS	05/31/2023	GOLDMAN SACHS & CO LLC	86,000	89,673	87,935	89,640		(33)		(33)			(1,705)	(1,705)	2,270	1,060
674599-EA-9	OCCIDENTAL PETROLEUM CO 8.875 07/15/2030		03/15/2023	VARIOUS	05/31/2023	JP MORGAN SECURITIES LLC	120,000	136,302	138,048	135,862		(440)		(440)			2,186	2,186	4,053	1,784
674599-EF-8	OCCIDENTAL PETROLEUM CO 6.125 01/01/2031		03/13/2023	MORGAN STANLEY & CO LLC	05/22/2023	MORGAN STANLEY & CO LLC	29,000	29,363	29,435	29,356		(7)		(7)			79	79	706	365
68622T-AB-7	ORGANON & CO/ORG 5.125 04/30/2031		02/14/2023	MERRILL LYNCH PIERCE FENNER & SMITH INC	12/19/2023	VARIOUS	293,000	255,906	245,437	258,508		2,602		2,602			(13,071)	(13,071)	15,833	4,421
73328Q-AC-8	PFAST 2023-1A A3 4.81 09/22/2028 ABS		05/17/2023	PRECISION DRILLING CORP 6.875 01/15/2029	08/02/2023	WELLS FARGO SECURITIES LLC	5,471,000	5,470,099	5,421,633	5,474,205		4,106		4,106			(52,572)	(52,572)	51,169	
740212-AM-7		A	03/02/2023	VARIOUS	09/28/2023	GOLDMAN SACHS & CO LLC	222,000	201,974	210,623	203,519		1,545		1,545			7,103	7,103	10,896	2,036
74460W-AG-2	PUBLIC STORAGE OP CO 5.1 08/01/2033		07/24/2023	JP MORGAN SECURITIES LLC	08/10/2023	INC/SPOKANE WA	65,000	64,888	64,480	64,905		17		17			(425)	(425)	166	
74460W-AH-0	PUBLIC STORAGE OP CO 5.35 08/01/2053		07/24/2023	JP MORGAN SECURITIES LLC	08/17/2023	Citigroup Global Markets Inc	50,000	49,866	46,975	49,879		13		13			(2,904)	(2,904)	186	
75079L-AB-7	RAIN CARBON INC 12.25 09/01/2029		08/03/2023	GOLDMAN SACHS & CO LLC	08/03/2023	STIFEL NICOLAUS & CO INC	37,000	37,000	37,740	37,000							740	740		
758750-AC-7	REGAL REYNORD CORP 6.05 02/15/2026		01/09/2023	JP MORGAN SECURITIES LLC	02/10/2023	GOLDMAN SACHS & CO LLC	60,000	59,915	60,253	60,060		144		144			193	193	202	
758750-AD-5	REGAL REYNORD CORP 6.05 04/15/2028		01/09/2023	JP MORGAN SECURITIES LLC	09/18/2023	VARIOUS	80,000	79,949	78,493	80,119		170		170			(1,625)	(1,625)	2,752	
758750-AE-3	REGAL REYNORD CORP 6.3 02/15/2030		01/09/2023	ZIBB (ZBF)	12/04/2023	INC	146,000	145,876	145,254	146,212		336		336			(958)	(958)	7,972	
76774L-AC-1	RITCHIE BROS HLDGS INC 7.75 03/15/2031		03/01/2023	GOLDMAN SACHS & CO LLC	03/02/2023	VARIOUS	209,000	209,000	211,046	209,044		44		44			2,002	2,002		
78573N-AC-6	SABRE GLBL INC 9.25 04/15/2025		01/12/2023	JEFFERIES LLC	09/07/2023	Corporate Actions Event	36,000	37,080	39,476	36,793		(287)		(287)			2,684	2,684	2,849	851
78573N-AF-9	SABRE GLBL INC 7.375 09/01/2025		08/04/2023	VARIOUS	09/07/2023	Corporate Actions Event	115,000	103,363	128,343	104,628		1,265		1,265			23,716	23,716	4,382	2,245
78573N-AH-5	SABRE GLBL INC 11.25 12/15/2027		01/13/2023	Citigroup Global Markets Inc	05/03/2023	MORGAN STANLEY & CO LLC	25,000	26,531	21,531	26,444		(87)		(87)			(4,913)	(4,913)	1,164	328
817565-CG-7	SERVICE CORP INTL 4 05/15/2031		11/02/2023	VARIOUS	12/04/2023	FENNER & SMITH INC	77,000	63,405	66,489	63,620		215		215			2,869	2,869	1,720	1,232
82967N-BC-1	SIRIUS XM RADIO INC 5.5 07/01/2029		01/09/2023	MERRILL LYNCH PIERCE FENNER & SMITH INC	03/22/2023	FENNER & SMITH INC	57,000	53,438	50,160	53,522		84		84			(3,362)	(3,362)	723	87
83368R-BQ-4	SOCIETE GENERALE VAR 01/12/2027	D	01/03/2023	SG AMERICAS SECURITIES LLC	01/20/2023	GOLDMAN SACHS & CO LLC	2,230,000	2,230,000	2,277,410	2,232,651		2,651		2,651			44,759	44,759	5,591	
84762L-AW-5	SPECTRUM BRANDS INC 5.5 07/15/2030		03/21/2023	MERRILL LYNCH PIERCE FENNER & SMITH INC	12/12/2023	STIFEL NICOLAUS & CO INC	55,000	47,988	54,106	48,522		535		535			5,584	5,584	2,765	571
852060-AT-9	SPRINT CAPITAL CORP 8.75 03/15/2032		03/30/2023	GOLDMAN SACHS & CO LLC	05/24/2023	VARIOUS	117,000	141,600	140,765	141,273		(328)		(328)			(508)	(508)	2,010	512
85207U-AJ-4	SPRINT LLC 7.625 02/15/2025		04/28/2023	VARIOUS	12/04/2023	VARIOUS	1,350,000	1,395,600	1,372,653	1,377,312		(18,288)		(18,288)			(4,659)	(4,659)	95,141	28,010
852234-AN-3	BLOCK INC 2.75 06/01/2026		03/23/2023	VARIOUS	09/18/2023	MORGAN STANLEY & CO LLC	87,000	75,615	78,501	77,188		1,573		1,573			1,313	1,313	1,921	762
86562M-CW-8	SUMITOMO MITSUI FINL GRP 5.71 01/13/2030	D	02/28/2023	PERSHING LLC	07/10/2023	DAIWA CAPITAL MARKETS AMERICA INC	4,000,000	4,020,600	4,005,560	4,019,880		(720)		(720)			(14,320)	(14,320)	113,566	34,260
87901J-AJ-4	TEGNA INC 4.625 03/15/2028		04/19/2023	MORGAN STANLEY & CO LLC	12/12/2023	WELLS FARGO SECURITIES LLC	70,000	62,213	63,438	63,085		873		873			352	352	2,419	324
88033G-DH-0	TENET HEALTHCARE CORP 4.625 06/15/2028		01/26/2023	WELLS FARGO SECURITIES LLC	06/29/2023	MERRILL LYNCH PIERCE FENNER & SMITH INC	265,000	245,788	246,781	247,092		1,304		1,304			(311)	(311)	6,639	1,532
88033G-DT-4	TENET HEALTHCARE CORP 6.75 05/15/2031		05/02/2023	BARCLAYS CAPITAL SECURITIES INC	09/18/2023	VARIOUS	441,000	441,000	432,048	442,010		1,010		1,010			(9,962)	(9,962)	10,253	
88167A-AE-1	TEVA PHARMACEUTICALS NE 3.15 10/01/2026	D	03/29/2023	VARIOUS	09/18/2023	MERRILL LYNCH PIERCE FENNER & SMITH INC	123,000	110,673	110,522	112,175		1,503		1,503			(1,654)	(1,654)	3,756	1,924
89115A-2K-7	TORONTO-DOMINION BANK 5.103 01/09/2026	A	01/03/2023	TD SECURITIES USA LLC	05/17/2023	Citigroup Global Markets Inc	1,500,000	1,500,000	1,505,745	1,501,200		1,200		1,200			4,545	4,545	27,429	
891941-AD-8	TAOT 2023-B A3 4.71 02/15/2028 ABS		05/16/2023	RBC CAPITAL MARKETS LLC	10/03/2023	MERRILL LYNCH PIERCE FENNER & SMITH INC	4,049,000	4,048,774	3,967,387	4,051,426		2,653		2,653			(84,039)	(84,039)	69,926	
893647-BS-5	TRANSDIGM INC 6.875 12/15/2030		08/09/2023	MORGAN STANLEY & CO LLC	11/16/2023	VARIOUS	176,000	176,000	173,580	176,258		258		258			(2,678)	(2,678)	3,092	
90353T-AF-7	UBER TECHNOLOGIES INC 7.5 05/15/2025		03/30/2023	GOLDMAN SACHS & CO LLC	12/01/2023	SECURITY CALLED BY ISSUER	113,000	114,478	115,119	113,611		(867)		(867)			(611)	(611)	10,970	3,249

ANNUAL STATEMENT FOR THE YEAR 2023 OF THE ZURICH AMERICAN INSURANCE COMPANY

SCHEDULE D - PART 5

Showing All Long-Term Bonds and Stocks ACQUIRED During Year and Fully DISPOSED OF During Current Year

1	2	3	4	5	6	7	8	9	10	11	Change in Book/Adjusted Carrying Value					17	18	19	20	21	
											12	13	14	15	16						
CUSIP Identification	Description	Foreign	Date Acquired	Name of Vendor	Disposal Date	Name of Purchaser	Par Value (Bonds) or Number of Shares (Stock)	Actual Cost	Consideration	Book/ Adjusted Carrying Value at Disposal	Unrealized Valuation Increase/ (Decrease)	Current Year's (Amortization)/ Accretion	Current Year's Other-Than-Temporary Impairment Recognized	Total Change in Book/ Adjusted Carrying Valu (12 + 13 - 14)	Total Foreign Exchange Change in Book/ Adjusted Carrying Value	Foreign Exchange Gain (Loss) on Disposal	Realized Gain (Loss) on Disposal	Total Gain (Loss) on Disposal	Interest and Dividends Received During Year	Paid for Accrued Interest and Dividends	
92867W-AD-0	VALET 2023-1 A3 5.02 06/20/2028 ABS		06/06/2023	MERRILL LYNCH PIERCE FENNER & SMITH INC	07/12/2023	MIZUHO SECURITIES USA LLC	4,809,000	4,807,814	4,804,116	4,811,688		3,874		3,874			(7,572)	(7,572)	20,788		
95000U-3B-7	WESTERN MIDSTREAM OPERAT 6.15 04/01/2033		03/06/2023	VARIOUS	05/18/2023	Citigroup Global Markets Inc.	8,750,000	8,410,850	8,373,138	8,415,947		5,097		5,097			(42,810)	(42,810)	139,258	42,909	
958667-AE-7			03/30/2023	TD SECURITIES USA LLC	08/17/2023	GOLDMAN SACHS & CO LLC	45,000	44,878	44,053	44,906		29		29			(853)	(853)	1,053		
98379K-AA-0	XPO INC 6.25 06/01/2028		05/17/2023	GOLDMAN SACHS & CO LLC	07/19/2023	VARIOUS	104,000	104,000	103,222	104,109		109		109			(887)	(887)	1,029		
98379K-AB-8	XPO INC 7.125 06/01/2031		05/17/2023	GOLDMAN SACHS & CO LLC	05/18/2023	GOLDMAN SACHS & CO LLC	72,000	72,000	71,820	72,016		16		16			(196)	(196)			
1109999999. Subtotal - Bonds - Industrial and Miscellaneous (Unaffiliated)							142,039,288	140,212,990	139,765,773	140,334,121		127,963	6,824	121,139		(576,121)	(576,121)	2,142,426	209,033		
01881U-AE-5	ALLIANT HOLDINGS INTERMED FLT 05/09/2025 SL		01/23/2023	MUFG BANK LTD	02/13/2023	VARIOUS	300,935	297,103	300,935	297,686		583		583			3,249	3,249	2,745		
01881U-AJ-4	ALLIANT HOLDINGS INTERMED FLT 11/06/2027 SL		03/27/2023	RBC CAPITAL MARKETS LLC	12/14/2023	VARIOUS	1,013,571	993,943	1,013,571	996,780		2,837		2,837			16,791	16,791	65,348		
01881U-AK-1	ALLIANT HOLDINGS INTERMED FLT 11/05/2027 SL		06/22/2023	VARIOUS	12/14/2023	VARIOUS	9,392,435	9,336,239	9,392,435	9,341,717		5,478		5,478			50,718	50,718	636,996		
16115E-AQ-0	CHART INDUSTRIES INC FLT 03/18/2030 SL		04/18/2023	JP MORGAN SECURITIES LLC	10/02/2023	VARIOUS	7,529,754	7,341,510	7,529,747	7,405,719		64,209		64,209			124,028	124,028	353,096		
17178H-AN-2	CIEA CORP FLT 01/19/2030 SL		04/17/2023	Bank of America Merrill Lynch	10/23/2023	VARIOUS	2,404,786	2,400,616	2,404,786	2,406,855		6,239		6,239			(2,069)	(2,069)	108,452		
35100D-AS-5	FOUR SEASONS HOTELS LTD FLT 11/30/2029 SL	A	05/15/2023	MORGAN STANLEY	08/31/2023	VARIOUS	7,612,839	7,777,517	7,612,839	7,616,047		(161,470)		(161,470)			(3,208)	(3,208)	593,504		
43289D-AH-6	HILTON WORLDWIDE FINANCE FLT 10/25/2013 SL		04/27/2023	VARIOUS	11/08/2023	SINKING FUND REDEMPTION	4,651,579	4,644,482	4,651,579	4,651,579		7,097		7,097					205,216		
44332E-AU-0			03/24/2023	VARIOUS	06/20/2023	VARIOUS	4,307,676	4,258,525	4,307,676	4,307,676		49,152		49,152					87,382		
45259F-AC-4	INGRAM MICRO INC FLT 07/02/2028 SL		10/27/2023	DIRECT TO COMPANY	12/21/2023	VARIOUS	6,895,992	6,895,992	6,907,992	6,895,952		(40)		(40)			12,040	12,040	1,657		
70533D-AH-3	PEDIATRIC ASSOCIATES HOL FLT 12/29/2028 SL		03/31/2023	DIRECT TO COMPANY	05/31/2023	DIRECT TO COMPANY	588,847	588,847	582,958	588,923		76		76			(5,965)	(5,965)	34,925		
68901L-AH-0	1011778 BC ULC FLT 11/19/2026 SL	A	03/24/2023	JP MORGAN SECURITIES LLC	09/12/2023	VARIOUS	5,000,000	4,887,500	5,000,000	4,901,500		14,000		14,000			98,500	98,500	186,820		
1909999999. Subtotal - Bonds - Unaffiliated Bank Loans							49,698,414	49,422,274	49,704,518	49,410,434		(11,839)		(11,839)		294,084	294,084	2,276,142			
2509999998. Total - Bonds							322,707,702	315,407,007	315,981,898	316,393,065		992,891	6,824	986,067		(418,940)	(418,940)	6,738,323	844,911		
4509999998. Total - Preferred Stocks																					
000000-00-0	JFROG LTD EQUITY	C	09/01/2023	BANK OF NEW YORK MELLON SA/THE	09/06/2023	MERRILL LYNCH PIERCE FENNER & SMITH INC	541,000	14,515	15,746	14,515							1,231	1,231			
001055-10-2	AFLAC INC EQUITY		08/14/2023	VARIOUS	10/23/2023	VARIOUS	30,978,000	2,312,671	2,244,660	2,312,671							(68,011)	(68,011)	12,785		
00130H-10-5	AES CORP/THE EQUITY		01/05/2023	Bear Stearns Securities Corp	02/15/2023	MERRILL LYNCH PIERCE FENNER & SMITH INC	1,770,000	45,865	47,227	45,865							1,362	1,362	294		
002824-10-0	ABBOTT LABORATORIES EQUITY		04/14/2023	VARIOUS	12/28/2023	VARIOUS	18,457,000	2,008,027	1,997,846	2,008,027							(10,180)	(10,180)	14,440		
00724F-10-1	ADOBE INC EQUITY		09/21/2023	GOLDMAN SACHS & CO LLC	10/23/2023	UBS SECURITIES LLC	381,000	195,791	205,892	195,791							10,101	10,101			
007903-10-7	ADVANCED MICRO DEVICES INC EQUITY		07/11/2023	VARIOUS	08/14/2023	VARIOUS	1,859,000	200,990	203,954	200,990							2,964	2,964			
012653-10-1	ALBEMARLE CORP EQUITY		03/14/2023	MORGAN STANLEY & CO INTERNATIONAL PLC/SO	06/08/2023	MORGAN STANLEY & CO INTERNATIONAL PLC/SO	302,000	68,061	66,322	68,061							(1,739)	(1,739)	121		
015271-10-9	ALEXANDRIA REAL ESTATE EQUITIES I EQUITY		06/08/2023	VARIOUS	08/21/2023	VARIOUS	4,923,000	599,581	583,315	599,581							(16,266)	(16,266)	6,105		
016255-10-1	ALIGN TECHNOLOGY INC EQUITY		09/21/2023	VARIOUS	12/28/2023	VARIOUS	1,037,000	327,540	314,054	327,540							(13,486)	(13,486)			
020002-10-1	ALLSTATE CORP/THE EQUITY		01/05/2023	Bear Stearns Securities Corp	07/11/2023	MORGAN STANLEY & CO INTERNATIONAL PLC/SO	635,000	88,357	70,421	88,357							(17,935)	(17,935)	1,130		
023135-10-6	AMAZON.COM INC EQUITY		06/16/2023	MORGAN STANLEY & CO INTERNATIONAL PLC/SO	08/21/2023	MORGAN STANLEY & CO INTERNATIONAL PLC/SO	238,000	29,867	32,052	29,867							2,185	2,185			
025816-10-9	AMERICAN EXPRESS CO EQUITY		05/08/2023	Bear Stearns Securities Corp	06/08/2023	MORGAN STANLEY & CO INTERNATIONAL PLC/SO	3,832,000	587,264	655,774	587,264							68,511	68,511			
026874-78-4	AMERICAN INTERNATIONAL GROUP INC EQUITY		07/11/2023	UBS SECURITIES LLC	12/28/2023	GOLDMAN SACHS & CO LLC	5,079,000	298,429	344,671	298,429							46,242	46,242	3,657		
030420-10-3	AMERICAN WATER WORKS CO INC EQUITY		10/23/2023	VARIOUS	11/27/2023	VARIOUS	13,176,000	1,746,589	1,816,676	1,746,589							70,087	70,087	7,270		
032095-10-1	AMPHENOL CORP EQUITY		07/11/2023	UBS SECURITIES LLC	11/27/2023	GOLDMAN SACHS & CO LLC	2,435,000	206,628	219,422	206,628							12,794	12,794	511		

E15.4

ANNUAL STATEMENT FOR THE YEAR 2023 OF THE ZURICH AMERICAN INSURANCE COMPANY

SCHEDULE D - PART 5

Showing All Long-Term Bonds and Stocks ACQUIRED During Year and Fully DISPOSED OF During Current Year

1	2	3	4	5	6	7	8	9	10	11	Change in Book/Adjusted Carrying Value					17	18	19	20	21	
											12	13	14	15	16						
CUSIP Identification	Description	Foreign	Date Acquired	Name of Vendor	Disposal Date	Name of Purchaser	Par Value (Bonds) or Number of Shares (Stock)	Actual Cost	Consideration	Book/ Adjusted Carrying Value at Disposal	Unrealized Valuation Increase/ (Decrease)	Current Year's (Amortization)/ Accretion	Current Year's Other-Than-Temporary Impairment Recognized	Total Change in Book/ Adjusted Carrying Valu (12 + 13 - 14)	Total Foreign Exchange Change in Book/ Adjusted Carrying Value	Foreign Exchange Gain (Loss) on Disposal	Realized Gain (Loss) on Disposal	Total Gain (Loss) on Disposal	Interest and Dividends Received During Year	Paid for Accrued Interest and Dividends	
032654-10-5	ANALOG DEVICES INC EQUITY		08/14/2023	VARIOUS	12/28/2023	VARIOUS	11,010,000	2,014,443	2,129,804	2,014,443							115,361	115,361	115,361	16,718	
036752-10-3	ELEVANCE HEALTH INC EQUITY		07/11/2023	UBS SECURITIES LLC	08/21/2023	MORGAN STANLEY & CO INTERNATIONAL PLC/SO Citigroup Global Markets Inc	872,000	379,257	406,498	379,257							27,241	27,241	27,241		
037833-10-0	APPLE INC EQUITY		08/24/2023	SCOTIA CAPITAL USA INC	09/15/2023	VARIOUS	90,000	16,029	15,751	16,029							(278)	(278)	(278)		
038222-10-5	APPLIED MATERIALS INC EQUITY		07/11/2023	UBS SECURITIES LLC	12/28/2023	GOLDMAN SACHS & CO LLC	2,626,000	361,252	404,215	361,252							42,963	42,963	42,963	1,681	
039483-10-2	ARCHER-DANIELS-MIDLAND CO EQUITY		07/11/2023	UBS SECURITIES LLC	11/27/2023	GOLDMAN SACHS & CO LLC	2,744,000	220,830	200,811	220,830							(20,019)	(20,019)	(20,019)	2,470	
04621X-10-8	ASSURANT INC EQUITY		10/23/2023	GOLDMAN SACHS & CO LLC	12/28/2023	GOLDMAN SACHS & CO LLC	1,827,000	262,890	307,157	262,890							44,267	44,267	44,267	1,315	
049560-10-5	ATMOS ENERGY CORP EQUITY		09/21/2023	VARIOUS	12/28/2023	VARIOUS	16,058,000	1,804,666	1,879,249	1,804,666							74,583	74,583	74,583	14,308	
053484-10-1	AVALONBAY COMMUNITIES INC EQUITY		07/11/2023	UBS SECURITIES LLC	08/14/2023	UBS SECURITIES LLC	1,376,000	267,188	251,438	267,188							(15,750)	(15,750)	(15,750)		
053611-10-9	AVERY DENNISON CORP EQUITY		10/23/2023	GOLDMAN SACHS & CO LLC	11/27/2023	GOLDMAN SACHS & CO LLC MERRILL LYNCH PIERCE FENNER & SMITH INC	877,000	150,210	166,824	150,210							16,613	16,613	16,613		
057226-10-0	BAKER HUGHES CO EQUITY BANK OF NEW YORK MELLON CORP/THE EQUITY		01/05/2023	Bear Stearns Securities Corp MORGAN STANLEY & CO INTERNATIONAL PLC/SO	02/15/2023	FENNER & SMITH INC MORGAN STANLEY & CO INTERNATIONAL PLC/SO	14,372,000	413,248	461,941	413,248							48,693	48,693	48,693	2,731	
064058-10-0	BERKSHIRE HATHAWAY INC EQUITY		09/15/2023	INTERNATIONAL PLC/SO	10/26/2023	INTERNATIONAL PLC/SO	181,000	8,183	7,622	8,183							(561)	(561)	(561)	76	
084670-70-2	BERKSHIRE HATHAWAY INC EQUITY		10/23/2023	VARIOUS MERRILL LYNCH PIERCE FENNER & SMITH INC	11/27/2023	VARIOUS	2,220,000	751,151	799,432	751,151							48,282	48,282	48,282		
097023-10-5	BOEING CO/THE EQUITY		03/17/2023	MORGAN STANLEY & CO	05/08/2023	GOLDMAN SACHS & CO LLC	116,000	23,322	22,881	23,322							(441)	(441)	(441)		
09857L-10-8	BOOKING HOLDINGS INC EQUITY		10/27/2023	VARIOUS MORGAN STANLEY & CO	12/15/2023	VARIOUS MORGAN STANLEY & CO	160,000	422,988	515,003	422,988							92,015	92,015	92,015		
101137-10-7	BOSTON SCIENTIFIC CORP EQUITY		09/15/2023	INTERNATIONAL PLC/SO MERRILL LYNCH PIERCE FENNER & SMITH INC	10/26/2023	INTERNATIONAL PLC/SO MORGAN STANLEY & CO	149,000	7,882	7,416	7,882							(466)	(466)	(466)		
110122-10-8	BRISTOL-MYERS SQUIBB CO EQUITY BROADRIDGE FINANCIAL SOLUTIONS IN EQUITY		03/17/2023	MORGAN STANLEY & CO	10/26/2023	INTERNATIONAL PLC/SO	356,000	23,685	18,855	23,685							(4,830)	(4,830)	(4,830)	609	
11133T-10-3	BROADCOM INC EQUITY		10/23/2023	GOLDMAN SACHS & CO LLC	11/27/2023	GOLDMAN SACHS & CO LLC	3,202,000	552,881	600,730	552,881							47,849	47,849	47,849		
11135F-10-1	BROADCOM INC EQUITY		07/11/2023	VARIOUS MERRILL LYNCH PIERCE FENNER & SMITH INC	08/21/2023	VARIOUS	2,701,000	1,854,314	2,005,920	1,854,314							151,606	151,606	151,606	4,899	
125523-10-0	CIGNA GROUP/THE EQUITY		08/14/2023	VARIOUS	09/21/2023	VARIOUS	4,049,000	1,173,593	1,176,103	1,173,593							2,510	2,510	2,510	4,801	
125896-10-0	CMS ENERGY CORP EQUITY		01/05/2023	Bear Stearns Securities Corp	08/14/2023	VARIOUS MORGAN STANLEY & CO	8,484,000	537,437	503,896	537,437							(33,541)	(33,541)	(33,541)	9,908	
126408-10-3	CSX CORP EQUITY		05/08/2023	Bear Stearns Securities Corp	06/08/2023	INTERNATIONAL PLC/SO	2,595,000	82,705	84,473	82,705							1,768	1,768	1,768	285	
127097-10-3	COTERRA ENERGY INC EQUITY		09/21/2023	GOLDMAN SACHS & CO LLC MORGAN STANLEY & CO	10/23/2023	UBS SECURITIES LLC MORGAN STANLEY & CO	24,443,000	638,146	693,992	638,146							55,847	55,847	55,847		
127696-10-0	CAESARS ENTERTAINMENT INC EQUITY		06/16/2023	MORGAN STANLEY & CO INTERNATIONAL PLC/SO	08/21/2023	MORGAN STANLEY & CO INTERNATIONAL PLC/SO	351,000	17,143	18,000	17,143							857	857	857		
133131-10-2	CAMDEN PROPERTY TRUST EQUITY		09/15/2023	INTERNATIONAL PLC/SO	10/26/2023	INTERNATIONAL PLC/SO	134,000	13,785	12,041	13,785							(1,743)	(1,743)	(1,743)	134	
14040H-10-5	CAPITAL ONE FINANCIAL CORP EQUITY		09/21/2023	VARIOUS	12/28/2023	GOLDMAN SACHS & CO LLC	5,763,000	610,212	760,782	610,212							150,570	150,570	150,570	5,268	
14149Y-10-8	CARDINAL HEALTH INC EQUITY		06/08/2023	UBS SECURITIES LLC MORGAN STANLEY & CO	10/23/2023	UBS SECURITIES LLC	1,668,000	142,343	153,426	142,343							11,083	11,083	11,083	1,670	
14448C-10-4	CARRIER GLOBAL CORP EQUITY		03/14/2023	INTERNATIONAL PLC/SO MORGAN STANLEY & CO	08/21/2023	VARIOUS	48,088,000	2,191,706	2,208,550	2,191,706							16,843	16,843	16,843	10,636	
149123-10-1	CATERPILLAR INC EQUITY		02/15/2023	INTERNATIONAL PLC/SO	08/21/2023	VARIOUS	3,668,000	912,259	1,014,103	912,259							101,844	101,844	101,844	9,170	
150870-10-3	CELANESE CORP EQUITY		10/23/2023	VARIOUS	11/27/2023	VARIOUS	16,061,000	1,855,016	1,975,470	1,855,016							120,455	120,455	120,455	7,799	
15677J-10-8	CERIDIAN HCM HOLDING INC EQUITY		06/16/2023	VARIOUS	09/15/2023	VARIOUS MORGAN STANLEY & CO	378,000	26,945	24,796	26,945							(2,149)	(2,149)	(2,149)		
166764-10-0	CHEVRON CORP EQUITY		08/07/2023	Bear Stearns Securities Corp	10/26/2023	INTERNATIONAL PLC/SO MORGAN STANLEY & CO	263,000	42,053	40,697	42,053							(1,356)	(1,356)	(1,356)	397	
169656-10-5	CHIPOTLE MEXICAN GRILL INC EQUITY		06/08/2023	VARIOUS MERRILL LYNCH PIERCE FENNER & SMITH INC	07/11/2023	INTERNATIONAL PLC/SO MORGAN STANLEY & CO	235,000	476,215	482,515	476,215							6,300	6,300	6,300		
172062-10-1	CINCINNATI FINANCIAL CORP EQUITY		08/14/2023	INTERNATIONAL PLC/SO	08/21/2023	INTERNATIONAL PLC/SO	2,709,000	289,504	281,359	289,504							(8,145)	(8,145)	(8,145)		
172967-42-4	CITIGROUP INC EQUITY		01/05/2023	Bear Stearns Securities Corp	12/28/2023	GOLDMAN SACHS & CO LLC	2,635,000	123,438	135,734	123,438							12,296	12,296	12,296	5,481	
189054-10-9	CLOROX CO/THE EQUITY		06/08/2023	VARIOUS	08/21/2023	VARIOUS	6,416,000	1,038,785	1,016,784	1,038,785							(22,002)	(22,002)	(22,002)	10,662	

ANNUAL STATEMENT FOR THE YEAR 2023 OF THE ZURICH AMERICAN INSURANCE COMPANY

SCHEDULE D - PART 5

Showing All Long-Term Bonds and Stocks ACQUIRED During Year and Fully DISPOSED OF During Current Year

1	2	3	4	5	6	7	8	9	10	11	Change in Book/Adjusted Carrying Value					17	18	19	20	21
											12	13	14	15	16					
CUSIP Identification	Description	Foreign	Date Acquired	Name of Vendor	Disposal Date	Name of Purchaser	Par Value (Bonds) or Number of Shares (Stock)	Actual Cost	Consideration	Book/ Adjusted Carrying Value at Disposal	Unrealized Valuation Increase/ (Decrease)	Current Year's (Amortization)/ Accretion	Current Year's Other-Than-Temporary Impairment Recognized	Total Change in Book/ Adjusted Carrying Valu (12 + 13 - 14)	Total Foreign Exchange Change in Book/ Adjusted Carrying Value	Foreign Exchange Gain (Loss) on Disposal	Realized Gain (Loss) on Disposal	Total Gain (Loss) on Disposal	Interest and Dividends Received During Year	Paid for Accrued Interest and Dividends
192446-10-2	COGNIZANT TECHNOLOGY SOLUTIONS CO EQUITY		08/14/2023	VARIOUS	12/28/2023	GOLDMAN SACHS & CO LLC MORGAN STANLEY & CO	8,055,000	554,884	573,009	554,884							18,125	18,125	4,672	
20030N-10-1	COMCAST CORP EQUITY		07/11/2023	UBS SECURITIES LLC	08/21/2023	INTERNATIONAL PLC/SO	15,565,000	648,190	714,261	648,190							66,071	66,071	1,094	
200340-10-7	COMERICA INC EQUITY		08/14/2023	VARIOUS	10/26/2023	VARIOUS	10,370,000	516,425	488,786	516,425							(27,638)	(27,638)	212	
205887-10-2	CONAGRA BRANDS INC EQUITY		07/11/2023	UBS SECURITIES LLC	08/21/2023	INTERNATIONAL PLC/SO	15,615,000	517,286	465,258	517,286							(52,028)	(52,028)	5,465	
20825C-10-4	CONOCOPHILLIPS EQUITY		09/21/2023	VARIOUS	11/27/2023	VARIOUS	47,443,000	5,045,580	5,521,456	5,045,580							475,876	475,876	100,194	
209115-10-4	CONSOLIDATED EDISON INC EQUITY		06/08/2023	UBS SECURITIES LLC	11/27/2023	VARIOUS	20,249,000	1,903,558	1,815,781	1,903,558							(87,777)	(87,777)	18,790	
21037T-10-9	CONSTELLATION ENERGY CORP EQUITY		06/16/2023	VARIOUS	08/21/2023	VARIOUS	2,533,000	196,380	220,820	196,380							24,440	24,440	397	
217204-10-6	COPART INC EQUITY		09/21/2023	GOLDMAN SACHS & CO LLC MORGAN STANLEY & CO	11/27/2023	GOLDMAN SACHS & CO LLC MORGAN STANLEY & CO	11,809,000	509,529	604,527	509,529							94,999	94,999		
235851-10-2	DANAHER CORP EQUITY		06/16/2023	INTERNATIONAL PLC/SO	10/26/2023	INTERNATIONAL PLC/SO	68,000	14,574	13,170	14,574							(1,405)	(1,405)	40	
25278X-10-9	DIAMONDBACK ENERGY INC EQUITY		03/17/2023	VARIOUS	10/26/2023	VARIOUS	4,255,000	570,327	569,781	570,327							(547)	(547)	12,323	
254687-10-6	WALT DISNEY CO/THE EQUITY		04/13/2023	Bear Stearns Securities Corp MORGAN STANLEY & CO	08/21/2023	INTERNATIONAL PLC/SO	171,000	17,202	14,684	17,202							(2,518)	(2,518)		
25746U-10-9	DOMINION ENERGY INC EQUITY		06/16/2023	INTERNATIONAL PLC/SO	10/26/2023	INTERNATIONAL PLC/SO	546,000	29,118	22,365	29,118							(6,753)	(6,753)	364	
281020-10-7	EDISON INTERNATIONAL EQUITY		01/05/2023	Bear Stearns Securities Corp MORGAN STANLEY & CO	12/28/2023	VARIOUS	14,907,000	966,546	1,029,740	966,546							63,194	63,194	22,261	
30161N-10-1	EXELON CORP EQUITY		06/16/2023	INTERNATIONAL PLC/SO	10/26/2023	INTERNATIONAL PLC/SO	427,000	17,597	16,714	17,597							(883)	(883)	154	
30225T-10-2	EXTRA SPACE STORAGE INC EQUITY		07/21/2023	MERRILL LYNCH PIERCE FENNER & SMITH INC	12/28/2023	VARIOUS	3,832,000	591,626	603,826	591,626							12,200	12,200	17,315	
302316-10-2	EXXON MOBIL CORP EQUITY		03/17/2023	VARIOUS	08/21/2023	VARIOUS	17,059,000	1,976,009	1,977,674	1,976,009							1,665	1,665	466	
303075-10-5	FACTSET RESEARCH SYSTEMS INC EQUITY		06/08/2023	UBS SECURITIES LLC	07/11/2023	INTERNATIONAL PLC/SO	1,148,000	463,169	459,991	463,169							(3,178)	(3,178)		
311900-10-4	FASTENAL CO EQUITY		09/21/2023	VARIOUS	10/23/2023	VARIOUS	102,606,000	5,405,279	5,726,916	5,405,279							321,637	321,637	33,282	
316773-10-0	FIFTH THIRD BANCORP EQUITY		02/15/2023	INTERNATIONAL PLC/SO	03/14/2023	GOLDMAN SACHS & CO LLC MORGAN STANLEY & CO	40,713,000	1,510,758	1,073,695	1,510,758							(437,063)	(437,063)		
354613-10-1	FRANKLIN RESOURCES INC EQUITY		05/08/2023	Bear Stearns Securities Corp MORGAN STANLEY & CO	07/11/2023	INTERNATIONAL PLC/SO	1,799,000	45,644	49,908	45,644							4,264	4,264	540	
35671D-85-7	FREEMONT-MORAN INC EQUITY		09/15/2023	INTERNATIONAL PLC/SO	10/26/2023	INTERNATIONAL PLC/SO	125,000	5,046	4,213	5,046							(833)	(833)	19	
36266G-10-7	GE HEALTHCARE TECHNOLOGIES INC EQUITY		06/23/2023	UBS SECURITIES LLC	08/21/2023	INTERNATIONAL PLC/SO	112,000	8,941	7,724	8,941							(1,217)	(1,217)	3	
384802-10-4	III GRAINGER INC EQUITY		03/17/2023	MERRILL LYNCH PIERCE FENNER & SMITH INC	05/08/2023	GOLDMAN SACHS & CO LLC	35,000	23,223	23,737	23,223							515	515	65	
40434L-10-5	HP INC EQUITY		05/08/2023	Bear Stearns Securities Corp	10/23/2023	UBS SECURITIES LLC MORGAN STANLEY & CO	1,722,000	52,057	44,552	52,057							(7,505)	(7,505)	904	
406216-10-1	HALLIBURTON CO EQUITY		06/08/2023	UBS SECURITIES LLC	07/11/2023	INTERNATIONAL PLC/SO	2,673,000	85,957	100,270	85,957							14,313	14,313		
416515-10-4	HARTFORD FINANCIAL SERVICES GROUP EQUITY		10/23/2023	VARIOUS	12/28/2023	VARIOUS	26,869,000	1,966,550	2,021,891	1,966,550							55,341	55,341	11,188	
426281-10-1	JACK HENRY & ASSOCIATES INC EQUITY		10/23/2023	VARIOUS	11/27/2023	VARIOUS	2,340,000	348,195	373,281	348,195							25,086	25,086	622	
443201-10-8	HOWMET AEROSPACE INC EQUITY		09/15/2023	MORGAN STANLEY & CO INTERNATIONAL PLC/SO	10/26/2023	MORGAN STANLEY & CO INTERNATIONAL PLC/SO	170,000	7,936	7,389	7,936							(547)	(547)		
444859-10-2	HUMANA INC EQUITY		07/11/2023	UBS SECURITIES LLC MORGAN STANLEY & CO	08/21/2023	INTERNATIONAL PLC/SO	266,000	116,303	130,636	116,303							14,334	14,334		
458140-10-0	INTEL CORP EQUITY		09/15/2023	INTERNATIONAL PLC/SO	10/26/2023	VARIOUS	41,691,000	1,205,002	1,281,684	1,205,002							76,682	76,682	5,185	
461202-10-3	INTUIT INC EQUITY		06/08/2023	VARIOUS	07/11/2023	VARIOUS	950,000	372,939	416,851	372,939							43,912	43,912	1,236	
46284V-10-1	IRON MOUNTAIN INC EQUITY		09/21/2023	VARIOUS	11/27/2023	VARIOUS	31,096,000	1,722,491	1,884,866	1,722,491							162,374	162,374	16,327	
46625H-10-0	JPMORGAN CHASE & CO EQUITY		07/11/2023	VARIOUS	08/21/2023	VARIOUS	4,370,000	639,913	675,243	639,913							35,330	35,330	402	
478160-10-4	JOHNSON & JOHNSON EQUITY		01/05/2023	Bear Stearns Securities Corp	08/21/2023	VARIOUS	6,748,000	1,210,082	1,119,150	1,210,082							(90,933)	(90,933)	14,744	
482480-10-0	KLA CORP EQUITY		09/21/2023	GOLDMAN SACHS & CO LLC	10/23/2023	UBS SECURITIES LLC	455,000	203,352	210,460	203,352							7,108	7,108		

ANNUAL STATEMENT FOR THE YEAR 2023 OF THE ZURICH AMERICAN INSURANCE COMPANY

SCHEDULE D - PART 5

Showing All Long-Term Bonds and Stocks ACQUIRED During Year and Fully DISPOSED OF During Current Year

1	2	3	4	5	6	7	8	9	10	11	Change in Book/Adjusted Carrying Value					17	18	19	20	21
											12	13	14	15	16					
CUSIP Identification	Description	Foreign	Date Acquired	Name of Vendor	Disposal Date	Name of Purchaser	Par Value (Bonds) or Number of Shares (Stock)	Actual Cost	Consideration	Book/ Adjusted Carrying Value at Disposal	Unrealized Valuation Increase/ (Decrease)	Current Year's (Amortization)/ Accretion	Current Year's Other-Than-Temporary Impairment Recognized	Total Change in Book/ Adjusted Carrying Valu (12 + 13 - 14)	Total Foreign Exchange Change in Book/ Adjusted Carrying Value	Foreign Exchange Gain (Loss) on Disposal	Realized Gain (Loss) on Disposal	Total Gain (Loss) on Disposal	Interest and Dividends Received During Year	Paid for Accrued Interest and Dividends
487836-10-8	KELLANOVA EQUITY		05/08/2023	Bear Stearns Securities Corp ..	06/08/2023	MORGAN STANLEY & CO INTERNATIONAL PLC/SO	11,237,000	798,726	747,957	798,726							(50,769)	(50,769)	6,630	
49271V-10-0	KEURIG DR PEPPER INC EQUITY		09/15/2023	MORGAN STANLEY & CO INTERNATIONAL PLC/SO	10/26/2023	MORGAN STANLEY & CO INTERNATIONAL PLC/SO	442,000	14,719	13,040	14,719							(1,679)	(1,679)	.95	
493267-10-8	KEYCORP EQUITY		08/14/2023	VARIOUS	10/26/2023	VARIOUS	36,507,000	463,535	471,721	463,535							8,186	8,186	.323	
49446R-10-9	KIMCO REALTY CORP EQUITY		08/24/2023	SCOTIA CAPITAL USA INC	10/26/2023	MORGAN STANLEY & CO INTERNATIONAL PLC/SO	250,000	4,729	4,301	4,729							(429)	(429)	.58	
500754-10-6	KRAFT HEINZ CO/THE EQUITY		07/11/2023	UBS SECURITIES LLC	09/21/2023	FENNER & SMITH INC	5,470,000	194,937	188,618	194,937							(6,319)	(6,319)	2,188	
501044-10-1	KROGER CO/THE EQUITY		05/08/2023	Bear Stearns Securities Corp ..	12/28/2023	VARIOUS	5,343,000	263,027	243,161	263,027							(19,866)	(19,866)	2,660	
512807-10-8	LAM RESEARCH CORP EQUITY		09/21/2023	VARIOUS	11/27/2023	VARIOUS	659,000	321,194	383,898	321,194							62,704	62,704	186	
532457-10-8	ELI LILLY & CO EQUITY		06/08/2023	VARIOUS	07/11/2023	VARIOUS	782,000	322,632	314,809	322,632							(7,823)	(7,823)	.339	
534187-10-9	LINCOLN NATIONAL CORP EQUITY		08/14/2023	VARIOUS	09/21/2023	FENNER & SMITH INC	31,890,000	1,100,979	797,642	1,100,979							(303,337)	(303,337)	27,078	
540424-10-8	LOEWS CORP EQUITY		06/16/2023	MORGAN STANLEY & CO INTERNATIONAL PLC/SO	08/21/2023	MORGAN STANLEY & CO INTERNATIONAL PLC/SO	252,000	14,760	15,546	14,760							787	787	.16	
548661-10-7	LOWE'S COS INC EQUITY		06/08/2023	VARIOUS	09/21/2023	VARIOUS	3,110,000	644,044	675,614	644,044							31,570	31,570	3,421	
55261F-10-4	M&T BANK CORP EQUITY		08/14/2023	MERRILL LYNCH PIERCE FENNER & SMITH INC	09/21/2023	VARIOUS	3,515,000	467,064	448,681	467,064							(18,383)	(18,383)	1,209	
56585A-10-2	MARATHON PETROLEUM CORP EQUITY		02/09/2023	RBC CAPITAL MARKETS LLC	03/17/2023	GOLDMAN SACHS & CO LLC	130,000	15,726	16,076	15,726							350	350	.98	
571748-10-2	MARSH & MCLENNAN COS INC EQUITY		06/08/2023	VARIOUS	07/11/2023	MORGAN STANLEY & CO INTERNATIONAL PLC/SO	7,455,000	1,275,826	1,393,272	1,275,826							117,446	117,446	2,765	
580135-10-1	MCDONALD'S CORP EQUITY		06/08/2023	UBS SECURITIES LLC	09/21/2023	VARIOUS	1,751,000	500,414	476,137	500,414							(24,277)	(24,277)	2,444	
58933Y-10-5	MERCK & CO INC EQUITY		09/15/2023	VARIOUS	10/26/2023	VARIOUS	1,515,000	178,365	161,595	178,365							(16,770)	(16,770)	2,102	
59156R-10-8	METLIFE INC EQUITY		10/23/2023	VARIOUS	11/27/2023	VARIOUS	15,643,000	902,112	990,572	902,112							88,460	88,460	5,982	
594918-10-4	MICROSOFT CORP EQUITY		06/16/2023	VARIOUS	08/21/2023	MORGAN STANLEY & CO INTERNATIONAL PLC/SO	214,000	66,025	68,880	66,025							2,855	2,855	.224	
595017-10-4	MICROCHIP TECHNOLOGY INC EQUITY		08/14/2023	VARIOUS	11/27/2023	GOLDMAN SACHS & CO LLC	2,777,000	241,516	227,025	241,516							(14,491)	(14,491)	2,358	
59522J-10-3	MID-AMERICA APARTMENT COMMUNITIES EQUITY		09/15/2023	MORGAN STANLEY & CO INTERNATIONAL PLC/SO	10/26/2023	MORGAN STANLEY & CO INTERNATIONAL PLC/SO	54,000	7,452	6,577	7,452							(875)	(875)	.76	
609839-10-5	MONOLITHIC POWER SYSTEMS INC EQUITY		03/14/2023	MORGAN STANLEY & CO INTERNATIONAL PLC/SO	06/08/2023	VARIOUS	3,378,000	1,667,812	1,630,424	1,667,812							(37,388)	(37,388)	3,378	
629377-50-8	NRG ENERGY INC EQUITY		08/24/2023	SCOTIA CAPITAL USA INC	10/26/2023	MORGAN STANLEY & CO INTERNATIONAL PLC/SO	215,000	8,056	9,071	8,056							1,016	1,016		
62944T-10-5	NVR INC EQUITY		10/23/2023	GOLDMAN SACHS & CO LLC	11/27/2023	GOLDMAN SACHS & CO LLC	45,000	247,756	276,608	247,756							28,852	28,852		
64110D-10-4	NETAPP INC EQUITY		09/21/2023	VARIOUS	10/23/2023	VARIOUS	20,131,000	1,453,868	1,500,584	1,453,868							46,716	46,716	12,623	
64110L-10-6	NETFLIX INC EQUITY		07/31/2023	VARIOUS	08/21/2023	MORGAN STANLEY & CO INTERNATIONAL PLC/SO	2,560,000	1,069,384	1,121,932	1,069,384							52,547	52,547		
64829B-10-0	NEW RELIC INC EQUITY		10/26/2023	MERRILL LYNCH PIERCE FENNER & SMITH INC	11/09/2023	Corporate Actions Event	208,000	17,969	18,096	17,969							127	127		
651639-10-6	NEWMONT CORP EQUITY		05/08/2023	VARIOUS	10/23/2023	VARIOUS	49,974,000	2,323,136	2,329,874	2,323,136							6,738	6,738	29,654	
65339F-10-1	NEXTERA ENERGY INC EQUITY		06/16/2023	MORGAN STANLEY & CO INTERNATIONAL PLC/SO	10/26/2023	MORGAN STANLEY & CO INTERNATIONAL PLC/SO	540,000	40,819	31,084	40,819							(9,735)	(9,735)	.252	
654106-10-3	NIKE INC EQUITY		05/08/2023	Bear Stearns Securities Corp ..	08/21/2023	MORGAN STANLEY & CO INTERNATIONAL PLC/SO	662,000	83,921	68,122	83,921							(15,799)	(15,799)	.225	
655844-10-8	NORFOLK SOUTHERN CORP EQUITY		02/15/2023	MORGAN STANLEY & CO INTERNATIONAL PLC/SO	12/28/2023	GOLDMAN SACHS & CO LLC	271,000	64,579	64,097	64,579							(482)	(482)	1,098	
666807-10-2	NORTHROP GRUMMAN CORP EQUITY		05/08/2023	Bear Stearns Securities Corp ..	10/23/2023	UBS SECURITIES LLC	775,000	343,120	372,456	343,120							29,336	29,336	2,899	
670346-10-5	NUCOR CORP EQUITY		09/21/2023	VARIOUS	11/27/2023	VARIOUS	1,051,000	172,565	171,005	172,565							(1,560)	(1,560)	414	
67066G-10-4	NVIDIA CORP EQUITY		09/21/2023	VARIOUS	10/23/2023	VARIOUS	1,975,000	631,623	684,710	631,623							53,087	53,087		
681919-10-6	OMNICOM GROUP INC EQUITY		02/15/2023	MORGAN STANLEY & CO INTERNATIONAL PLC/SO	03/14/2023	GOLDMAN SACHS & CO LLC	527,000	49,136	46,040	49,136							(3,096)	(3,096)	369	
682189-10-5	ON SEMICONDUCTOR CORP EQUITY		03/14/2023	MORGAN STANLEY & CO INTERNATIONAL PLC/SO	05/08/2023	GOLDMAN SACHS & CO LLC	1,334,000	108,331	107,550	108,331							(781)	(781)		

ANNUAL STATEMENT FOR THE YEAR 2023 OF THE ZURICH AMERICAN INSURANCE COMPANY

SCHEDULE D - PART 5

Showing All Long-Term Bonds and Stocks ACQUIRED During Year and Fully DISPOSED OF During Current Year

1	2	3	4	5	6	7	8	9	10	11	Change in Book/Adjusted Carrying Value					17	18	19	20	21
											12	13	14	15	16					
CUSIP Identification	Description	Foreign	Date Acquired	Name of Vendor	Disposal Date	Name of Purchaser	Par Value (Bonds) or Number of Shares (Stock)	Actual Cost	Consideration	Book/ Adjusted Carrying Value at Disposal	Unrealized Valuation Increase/ (Decrease)	Current Year's (Amortization)/ Accretion	Current Year's Other-Than-Temporary Impairment Recognized	Total Change in Book/ Adjusted Carrying Value (12 + 13 - 14)	Total Foreign Exchange Change in Book/ Adjusted Carrying Value	Foreign Exchange Gain (Loss) on Disposal	Realized Gain (Loss) on Disposal	Total Gain (Loss) on Disposal	Interest and Dividends Received During Year	Paid for Accrued Interest and Dividends
682680-10-3	ONEOK INC EQUITY		09/25/2023	VARIOUS	10/26/2023	VARIOUS	38,004,000	2,536,631	2,515,258	2,536,631							(21,373)	(21,373)	52,733	
68389X-10-5	ORACLE CORP EQUITY		09/15/2023	VARIOUS	10/26/2023	VARIOUS	46,072,000	4,599,909	5,322,333	4,599,909							722,424	722,424	16,500	
68622V-10-6	ORGANON & CO EQUITY		05/08/2023	Bear Stearns Securities Corp	08/21/2023	MORGAN STANLEY & CO INTERNATIONAL PLC/SO	6,908,000	151,028	154,428	151,028							3,401	3,401	3,868	
69331C-10-8	PG&E CORP EQUITY		09/15/2023	VARIOUS	10/26/2023	MORGAN STANLEY & CO INTERNATIONAL PLC/SO	1,918,000	32,941	30,443	32,941							(2,497)	(2,497)		
693718-10-8	PACCAR INC EQUITY		02/08/2023	VARIOUS	10/26/2023	MORGAN STANLEY & CO INTERNATIONAL PLC/SO	829,000		69,555								69,555	69,555	650	
695156-10-9	PACKAGING CORP OF AMERICA EQUITY		09/21/2023	VARIOUS	10/23/2023	VARIOUS	3,950,000	552,370	573,267	552,370							20,898	20,898	4,938	
701094-10-4	PARKER-HANNIFIN CORP EQUITY		04/14/2023	MERRILL LYNCH PIERCE FENNER & SMITH INC	05/08/2023	GOLDMAN SACHS & CO LLC	364,000	116,159	121,706	116,159							5,547	5,547		
704326-10-7	PAYCHEX INC EQUITY		02/15/2023	VARIOUS	10/23/2023	VARIOUS	11,372,000	1,309,425	1,347,223	1,309,425							37,798	37,798	21,484	
70432V-10-2	PAYCOM SOFTWARE INC EQUITY		06/16/2023	MORGAN STANLEY & CO INTERNATIONAL PLC/SO	08/21/2023	MORGAN STANLEY & CO INTERNATIONAL PLC/SO	47,000	15,036	13,331	15,036							(1,705)	(1,705)		
713448-10-8	PEPSICO INC EQUITY		05/08/2023	Bear Stearns Securities Corp	07/11/2023	MORGAN STANLEY & CO INTERNATIONAL PLC/SO	3,945,000	762,971	725,766	762,971							(37,205)	(37,205)	4,990	
717081-10-3	PFIZER INC EQUITY		06/16/2023	VARIOUS	10/26/2023	MERRILL LYNCH PIERCE FENNER & SMITH INC	964,000	38,641	30,031	38,641							(8,611)	(8,611)	637	
718172-10-9	PHILIP MORRIS INTERNATIONAL INC EQUITY		08/14/2023	MERRILL LYNCH PIERCE FENNER & SMITH INC	10/26/2023	MORGAN STANLEY & CO INTERNATIONAL PLC/SO	8,463,000	810,984	797,649	810,984							(13,335)	(13,335)	929	
723484-10-1	PINNACLE WEST CAPITAL CORP EQUITY		01/05/2023	Bear Stearns Securities Corp	03/14/2023	GOLDMAN SACHS & CO LLC	4,138,000	304,798	322,275	304,798							17,478	17,478	3,579	
742718-10-9	PROCTER & GAMBLE CO/THE EQUITY		08/14/2023	VARIOUS	08/21/2023	MORGAN STANLEY & CO INTERNATIONAL PLC/SO	4,156,000	642,520	631,249	642,520							(11,272)	(11,272)	500	
744320-10-2	PRUDENTIAL FINANCIAL INC EQUITY		01/05/2023	Bear Stearns Securities Corp	08/21/2023	MORGAN STANLEY & CO INTERNATIONAL PLC/SO	4,306,000	427,963	392,693	427,963							(35,271)	(35,271)	16,148	
744573-10-6	PUBLIC SERVICE ENTERPRISE GROUP I EQUITY		01/05/2023	Bear Stearns Securities Corp	06/08/2023	VARIOUS	6,254,000	381,259	386,232	381,259							4,972	4,972	121	
745867-10-1	PULTEGROUP INC EQUITY		06/08/2023	UBS SECURITIES LLC	07/11/2023	MORGAN STANLEY & CO INTERNATIONAL PLC/SO	5,721,000	407,435	447,336	407,435							39,900	39,900	915	
74834L-10-0	QUEST DIAGNOSTICS INC EQUITY		05/08/2023	Bear Stearns Securities Corp	11/27/2023	GOLDMAN SACHS & CO LLC	2,720,000	366,218	368,020	366,218							1,802	1,802	3,862	
751212-10-1	RALPH LAUREN CORP EQUITY		06/16/2023	MORGAN STANLEY & CO INTERNATIONAL PLC/SO	10/26/2023	MORGAN STANLEY & CO INTERNATIONAL PLC/SO	137,000	16,876	15,706	16,876							(1,170)	(1,170)	126	
75513E-10-1	RAYTHEON TECHNOLOGIES CORP EQUITY		10/23/2023	VARIOUS	11/27/2023	VARIOUS	22,407,000	1,997,312	2,045,819	1,997,312							48,506	48,506	12,696	
756109-10-4	REALTY INCOME CORP EQUITY		06/16/2023	MORGAN STANLEY & CO INTERNATIONAL PLC/SO	10/26/2023	MORGAN STANLEY & CO INTERNATIONAL PLC/SO	287,000	17,619	14,287	17,619							(3,331)	(3,331)	293	
75886F-10-7	REGENERON PHARMACEUTICALS INC EQUITY		10/23/2023	GOLDMAN SACHS & CO LLC	12/28/2023	GOLDMAN SACHS & CO LLC	351,000	281,715	309,472	281,715							27,757	27,757		
7591EP-10-0	REGIONS FINANCIAL CORP EQUITY		08/14/2023	VARIOUS	12/28/2023	VARIOUS	113,483,000	2,252,727	2,208,138	2,252,727							(44,589)	(44,589)	10,943	
761152-10-7	RESMED INC EQUITY		06/08/2023	VARIOUS	07/11/2023	MORGAN STANLEY & CO INTERNATIONAL PLC/SO	1,075,000	238,852	233,168	238,852							(5,684)	(5,684)	193	
770323-10-3	ROBERT HALF INC EQUITY		08/14/2023	VARIOUS	12/28/2023	VARIOUS	21,324,000	1,671,601	1,624,331	1,671,601							(47,270)	(47,270)	20,701	
778296-10-3	ROSS STORES INC EQUITY		09/21/2023	VARIOUS	10/23/2023	VARIOUS	7,960,000	859,093	927,750	859,093							68,656	68,656	1,184	
78409V-10-4	S&P GLOBAL INC EQUITY		07/11/2023	UBS SECURITIES LLC	08/21/2023	MORGAN STANLEY & CO INTERNATIONAL PLC/SO	937,000	363,053	355,361	363,053							(7,692)	(7,692)		
78410G-10-4	SBA COMMUNICATIONS CORP EQUITY		10/23/2023	GOLDMAN SACHS & CO LLC	11/27/2023	GOLDMAN SACHS & CO LLC	316,000	61,054	75,041	61,054							13,987	13,987	269	
79466L-30-2	SALESFORCE INC EQUITY		02/09/2023	RBC CAPITAL MARKETS LLC	08/21/2023	MORGAN STANLEY & CO INTERNATIONAL PLC/SO	100,000	17,476	20,902	17,476							3,426	3,426		
806857-10-8	SCHLUMBERGER NV EQUITY		08/14/2023	VARIOUS	12/28/2023	VARIOUS	20,436,000	1,202,860	1,078,054	1,202,860							(124,806)	(124,806)	5,109	
808513-10-5	CHARLES SCHWAB CORP/THE EQUITY		07/11/2023	UBS SECURITIES LLC	08/21/2023	VARIOUS	5,299,000	305,156	322,222	305,156							17,066	17,066	1,325	
81181C-10-4	SEAGEN INC EQUITY		10/26/2023	MERRILL LYNCH PIERCE FENNER & SMITH INC	12/14/2023	Corporate Actions Event	518,000	111,726	118,622	111,726							6,896	6,896		
816851-10-9	SEMPRA EQUITY		08/14/2023	VARIOUS	09/21/2023	VARIOUS	1,981,000	247,179	251,377	247,179							4,198	4,198	1,560	
828806-10-9	SIMON PROPERTY GROUP INC EQUITY		07/11/2023	VARIOUS	08/14/2023	VARIOUS	10,575,000	1,326,479	1,149,217	1,326,479							(177,263)	(177,263)	18,337	
83088M-10-2	SKYWORKS SOLUTIONS INC EQUITY		08/14/2023	VARIOUS	12/28/2023	VARIOUS	35,028,000	3,818,037	3,674,074	3,818,037							(143,963)	(143,963)	26,180	
831865-20-9	A O SMITH CORP EQUITY		07/11/2023	VARIOUS	12/28/2023	GOLDMAN SACHS & CO LLC	21,055,000	1,416,955	1,573,886	1,416,955							156,931	156,931	9,728	

ANNUAL STATEMENT FOR THE YEAR 2023 OF THE ZURICH AMERICAN INSURANCE COMPANY

SCHEDULE D - PART 5

Showing All Long-Term Bonds and Stocks ACQUIRED During Year and Fully DISPOSED OF During Current Year

1	2	3	4	5	6	7	8	9	10	11	Change in Book/Adjusted Carrying Value					17	18	19	20	21
											12	13	14	15	16					
CUSIP Identification	Description	Foreign	Date Acquired	Name of Vendor	Disposal Date	Name of Purchaser	Par Value (Bonds) or Number of Shares (Stock)	Actual Cost	Consideration	Book/ Adjusted Carrying Value at Disposal	Unrealized Valuation Increase/ (Decrease)	Current Year's (Amortization)/ Accretion	Current Year's Other-Than-Temporary Impairment Recognized	Total Change in Book/ Adjusted Carrying Valu (12 + 13 - 14)	Total Foreign Exchange Change in Book/ Adjusted Carrying Value	Foreign Exchange Gain (Loss) on Disposal	Realized Gain (Loss) on Disposal	Total Gain (Loss) on Disposal	Interest and Dividends Received During Year	Paid for Accrued Interest and Dividends
833034-10-1	SNAP-ON INC EQUITY		08/14/2023	VARIOUS	12/28/2023	GOLDMAN SACHS & CO LLC	3,463,000	931,724	946,043	931,724							14,318	14,318	9,858	
83417M-10-4	SOLAREEDGE TECHNOLOGIES INC EQUITY		03/14/2023	MORGAN STANLEY & CO INTERNATIONAL PLC/SO	12/28/2023	VARIOUS	782,000	245,765	230,000	243,177			2,588	(2,588)			(13,177)	(13,177)		
842587-10-7	SOUTHERN CO/THE EQUITY		08/24/2023	VARIOUS	10/26/2023	VARIOUS	2,862,000	201,074	191,116	201,074							(9,958)	(9,958)		
854502-10-1	STANLEY BLACK & DECKER INC EQUITY		06/16/2023	VARIOUS	10/26/2023	MORGAN STANLEY & CO INTERNATIONAL PLC/SO	3,921,000	339,319	377,709	339,319							38,390	38,390	140	
855244-10-9	STARBUCKS CORP EQUITY		04/14/2023	VARIOUS	08/21/2023	VARIOUS	1,423,000	152,737	139,075	152,737							(13,662)	(13,662)	1,339	
857477-10-3	STATE STREET CORP EQUITY		07/11/2023	VARIOUS	11/27/2023	VARIOUS	4,186,000	318,678	288,648	318,678							(30,030)	(30,030)	5,881	
858119-10-0	STEEL DYNAMICS INC EQUITY		07/11/2023	UBS SECURITIES LLC	10/23/2023	UBS SECURITIES LLC	1,467,000	156,687	156,913	156,687							227	227	48	
876030-10-7	TAPESTRY INC EQUITY		06/16/2023	MORGAN STANLEY & CO INTERNATIONAL PLC/SO	08/21/2023	MORGAN STANLEY & CO INTERNATIONAL PLC/SO	340,000	14,746	11,493	14,746							(3,253)	(3,253)		
88160R-10-1	TESLA INC EQUITY		04/14/2023	MERRILL LYNCH PIERCE FENNER & SMITH INC	06/08/2023	MORGAN STANLEY & CO INTERNATIONAL PLC/SO	805,000	148,931	189,055	148,931							40,124	40,124		
888787-10-8	TOAST INC EQUITY		08/25/2023	BANK OF NEW YORK MELLON SA/THE	08/29/2023	FENNER & SMITH INC	42,632,000	952,271	917,335	952,271							(34,936)	(34,936)		
892356-10-6	TRACTOR SUPPLY CO EQUITY		06/08/2023	VARIOUS	12/28/2023	GOLDMAN SACHS & CO LLC	2,154,000	490,346	465,029	490,346							(25,317)	(25,317)	5,276	
893641-10-0	TRANSDIGM GROUP INC EQUITY		09/15/2023	MORGAN STANLEY & CO INTERNATIONAL PLC/SO	10/26/2023	MORGAN STANLEY & CO INTERNATIONAL PLC/SO	9,000	7,782	7,362	7,782							(420)	(420)		
896239-10-0	TRIMBLE INC EQUITY		08/24/2023	SCOTIA CAPITAL USA INC	10/26/2023	MORGAN STANLEY & CO INTERNATIONAL PLC/SO	100,000	5,294	4,684	5,294							(609)	(609)		
902973-30-4	US BANCORP EQUITY		09/15/2023	VARIOUS	10/26/2023	MORGAN STANLEY & CO INTERNATIONAL PLC/SO	1,020,000	34,436	32,397	34,436							(2,039)	(2,039)	1,108	
910047-10-9	UNITED AIRLINES HOLDINGS INC EQUITY		06/16/2023	MORGAN STANLEY & CO INTERNATIONAL PLC/SO	08/21/2023	MORGAN STANLEY & CO INTERNATIONAL PLC/SO	308,000	16,478	15,284	16,478							(1,194)	(1,194)		
911363-10-9	UNITED RENTALS INC EQUITY		03/14/2023	INTERNATIONAL PLC/SO	07/11/2023	INTERNATIONAL PLC/SO	2,587,000	1,076,444	1,165,047	1,076,444							88,603	88,603	3,829	
91324P-10-2	UNITEDHEALTH GROUP INC EQUITY		01/05/2023	Bear Stearns Securities Corp	10/23/2023	VARIOUS	728,000	358,824	372,138	358,824							13,314	13,314	3,341	
91913Y-10-0	VALERO ENERGY CORP EQUITY		02/15/2023	MORGAN STANLEY & CO INTERNATIONAL PLC/SO	09/21/2023	FENNER & SMITH INC	1,919,000	261,708	280,733	261,708							19,025	19,025	3,915	
92556H-20-6	VIACOMCBS INC EQUITY		05/08/2023	VARIOUS	10/26/2023	MORGAN STANLEY & CO INTERNATIONAL PLC/SO	31,159,000	647,415	519,703	647,415							(127,712)	(127,712)	1,596	
92556V-10-6	VIATRIS INC EQUITY		01/05/2023	Bear Stearns Securities Corp	08/14/2023	UBS SECURITIES LLC	4,109,000	48,333	45,949	48,333							(2,384)	(2,384)	986	
925652-10-9	VICI PROPERTIES INC EQUITY		07/11/2023	VARIOUS	10/26/2023	VARIOUS	1,998,000	63,978	58,826	63,978							(5,152)	(5,152)	1,028	
92826C-83-9	VISA INC EQUITY		02/09/2023	RBC CAPITAL MARKETS LLC	05/08/2023	GOLDMAN SACHS & CO LLC	75,000	17,284	17,417	17,284							133	133		
928563-40-2	VMIWARE INC EQUITY		10/26/2023	MERRILL LYNCH PIERCE FENNER & SMITH INC	11/21/2023	GOLDMAN SACHS & CO LLC	795,000	116,450	113,360	116,450							(3,090)	(3,090)		
92942W-10-7	WK KELLOGG CO EQUITY		10/02/2023	VARIOUS	10/23/2023	UBS SECURITIES LLC	29,124,000	1,593,580	1,296,232	1,593,580							(297,348)	(297,348)	25,230	
931142-10-3	WALMART INC EQUITY		09/15/2023	MORGAN STANLEY & CO INTERNATIONAL PLC/SO	10/26/2023	MORGAN STANLEY & CO INTERNATIONAL PLC/SO	101,000	16,629	16,338	16,629							(291)	(291)		
949746-10-1	WELLS FARGO & CO EQUITY		03/17/2023	MERRILL LYNCH PIERCE FENNER & SMITH INC	10/26/2023	INTERNATIONAL PLC/SO	654,000	24,695	25,926	24,695							1,231	1,231	425	
950400-10-4	WELLTOWER INC EQUITY		06/16/2023	VARIOUS	10/26/2023	VARIOUS	1,068,000	80,547	84,429	80,547							3,882	3,882	392	
955306-10-5	WHIRLPOOL CORP EQUITY		07/11/2023	UBS SECURITIES LLC	08/14/2023	UBS SECURITIES LLC	286,000	107,349	114,365	107,349							7,016	7,016	54	
963320-10-6	WHIRLPOOL CORP EQUITY		05/08/2023	Bear Stearns Securities Corp	06/08/2023	VARIOUS	6,399,000	930,764	937,860	930,764							7,097	7,097	3,617	
969457-10-0	WILLIAMS COS INC/THE EQUITY		05/08/2023	Bear Stearns Securities Corp	06/08/2023	MORGAN STANLEY & CO INTERNATIONAL PLC/SO	20,851,000	616,487	660,815	616,487							44,328	44,328		
983134-10-7	WYNN RESORTS LTD EQUITY		06/08/2023	UBS SECURITIES LLC	11/27/2023	VARIOUS	2,761,000	284,569	292,841	284,569							8,271	8,271	143	
98389B-10-0	XCEL ENERGY INC EQUITY		04/14/2023	MERRILL LYNCH PIERCE FENNER & SMITH INC	07/11/2023	VARIOUS	25,569,000	1,793,601	1,711,066	1,793,601							(82,536)	(82,536)	5,115	
988498-10-1	YUM! BRANDS INC EQUITY		07/11/2023	UBS SECURITIES LLC	12/28/2023	GOLDMAN SACHS & CO LLC	852,000	113,982	110,307	113,982							(3,675)	(3,675)	1,031	
98978V-10-3	ZOETIS INC EQUITY		01/05/2023	Bear Stearns Securities Corp	03/14/2023	GOLDMAN SACHS & CO LLC	2,511,000	366,163	413,188	366,163							47,025	47,025	942	
60450A-10-5	ARCH CAPITAL GROUP LTD EQUITY	C	07/11/2023	UBS SECURITIES LLC	09/21/2023	FENNER & SMITH INC	6,074,000	461,184	487,632	461,184							26,448	26,448		

ANNUAL STATEMENT FOR THE YEAR 2023 OF THE ZURICH AMERICAN INSURANCE COMPANY

SCHEDULE D - PART 5

Showing All Long-Term Bonds and Stocks ACQUIRED During Year and Fully DISPOSED OF During Current Year

1	2	3	4	5	6	7	8	9	10	11	Change in Book/Adjusted Carrying Value					17	18	19	20	21		
											12	13	14	15	16							
CUSIP Identification	Description	Foreign	Date Acquired	Name of Vendor	Disposal Date	Name of Purchaser	Par Value (Bonds) or Number of Shares (Stock)	Actual Cost	Consideration	Book/Adjusted Carrying Value at Disposal	Unrealized Valuation Increase/(Decrease)	Current Year's (Amortization)/Accretion	Current Year's Other-Temporary Impairment Recognized	Total Change in Book/Adjusted Carrying Valu (12 + 13 - 14)	Total Foreign Exchange Change in Book/Adjusted Carrying Value	Foreign Exchange Gain (Loss) on Disposal	Realized Gain (Loss) on Disposal	Total Gain (Loss) on Disposal	Interest and Dividends Received During Year	Paid for Accrued Interest and Dividends		
G16962-10-5	BUNGE LTD EQUITY	C	03/14/2023	MORGAN STANLEY & CO INTERNATIONAL PLC/SO	10/26/2023	VARIOUS	726,000	75,960	76,484	75,960							525	525		735		
G29183-10-3	EATON CORP PLC EQUITY	C	10/23/2023	VARIOUS	11/27/2023	VARIOUS	5,860,000	1,160,746	1,294,764	1,160,746							134,017	134,017		5,040		
G3223R-10-8	EVEREST GROUP LTD EQUITY	C	06/08/2023	VARIOUS	09/21/2023	VARIOUS	4,150,000	1,435,050	1,571,780	1,435,050							136,730	136,730		13,550		
G491BT-10-8	INVESCO LTD EQUITY	C	07/11/2023	VARIOUS	11/27/2023	VARIOUS	14,052,000	230,598	186,045	230,598							(44,553)	(44,553)		4,446		
G51502-10-5	JOHNSON CONTROLS INTERNATIONAL PL EQUITY	C	08/14/2023	MERRILL LYNCH PIERCE FENNER & SMITH INC	09/21/2023	MERRILL LYNCH PIERCE FENNER & SMITH INC	19,404,000	1,153,131	1,071,335	1,153,131							(81,796)	(81,796)				
G5960L-10-3	MEDTRONIC PLC EQUITY	C	10/23/2023	VARIOUS	11/27/2023	VARIOUS	32,331,000	2,533,757	2,586,712	2,533,757							52,955	52,955		43,209		
G6683N-10-3	NU HOLDINGS LTD/CAYMAN ISLANDS EQUITY	C	08/28/2023	BANK OF NEW YORK MELLON SA/THE	08/31/2023	VARIOUS	114,002,000	864,933	779,813	864,933							(85,120)	(85,120)				
G7997R-10-3	SEAGATE TECHNOLOGY HOLDINGS PLC EQUITY	C	09/21/2023	VARIOUS	10/23/2023	UBS SECURITIES LLC	1,338,000	89,288	87,294	89,288							(1,995)	(1,995)		937		
G7S00T-10-4	PENTAIR PLC EQUITY	C	01/05/2023	Bear Stearns Securities Corp	02/15/2023	MERRILL LYNCH PIERCE FENNER & SMITH INC	7,098,000	327,647	404,027	327,647							76,380	76,380		1,562		
G8994E-10-3	TRANE TECHNOLOGIES PLC EQUITY	C	03/14/2023	MORGAN STANLEY & CO INTERNATIONAL PLC/SO	05/08/2023	VARIOUS	3,768,000	712,557	663,037	712,557							(49,521)	(49,521)				
H11356-10-4	BUNGE GLOBAL SA EQUITY	C	09/21/2023	VARIOUS	11/27/2023	GOLDMAN SACHS & CO LLC	6,455,000	688,948	709,337	688,948							20,389	20,389		4,950		
H1467J-10-4	CHUBB LTD EQUITY	C	10/23/2023	GOLDMAN SACHS & CO LLC	11/27/2023	GOLDMAN SACHS & CO LLC	2,222,000	465,656	507,373	465,656							41,717	41,717				
H2906T-10-9	GARMIN LTD EQUITY	C	08/14/2023	VARIOUS	11/27/2023	VARIOUS	39,715,000	3,981,528	4,279,997	3,981,528							298,469	298,469		34,512		
J29699-10-5	ENEOS HOLDINGS INC EQUITY	B	04/24/2023	VARIOUS	12/21/2023	VARIOUS	111,000,000	394,623	433,053	394,623						(28,163)	66,593	38,430		7,871		
J82676-11-3	TOYOTA MOTOR CORP EQUITY	B	06/13/2023	MUFG SECURITIES EMEA PLC	12/08/2023	MUFG SECURITIES EMEA PLC	26,200,000	407,948	491,107	407,948						(13,071)	96,229	83,158		5,019		
J82719-11-1	TOYOTA TSUSHO CORP EQUITY	B	04/28/2023	NOMURA BANK INTERNATIONAL PLC	09/21/2023	VARIOUS	2,000,000	82,712	122,894	82,712						(7,664)	47,846	40,182		78		
M7S84H-10-6	MONDAY.COM LTD EQUITY	C	09/22/2023	BANK OF NEW YORK MELLON SA/THE	09/28/2023	VARIOUS	177,000	30,342	27,831	30,342							(2,511)	(2,511)				
N53745-10-0	LYONDELLBASELL INDUSTRIES NV EQUITY	C	08/14/2023	MERRILL LYNCH PIERCE FENNER & SMITH INC	10/23/2023	VARIOUS	3,579,000	350,970	336,664	350,970							(14,307)	(14,307)		4,488		
N6596X-10-9	NXP SEMICONDUCTORS NV EQUITY	C	10/23/2023	VARIOUS	12/28/2023	VARIOUS	7,573,000	1,371,424	1,574,334	1,371,424							202,910	202,910		7,332		
5019999999	Subtotal - Common Stocks - Industrial and Miscellaneous (Unaffiliated) Publicly Traded								132,999,534	136,089,802	132,996,946			2,588	(2,588)		(48,898)	3,141,751	3,092,853		986,280	
31338*-10-8	FHLB Capital B2 Stock - Private		04/03/2023	DIRECT TO COMPANY	05/15/2023	DIRECT TO COMPANY	81,483,000	8,148,300	8,148,300	8,148,300												
5029999999	Subtotal - Common Stocks - Industrial and Miscellaneous (Unaffiliated) Other								8,148,300	8,148,300	8,148,300											
922908-36-3	VANGUARD S&P 500 ETF FUND		10/17/2023	VARIOUS	10/27/2023	VARIOUS	1,850,000	731,760	729,145	731,760							(2,615)	(2,615)		892		
5819999999	Subtotal - Common Stocks - Exchange Traded Funds								731,760	729,145	731,760							(2,615)	(2,615)		892	
5989999998	Total - Common Stocks								141,879,594	144,967,247	141,877,006			2,588	(2,588)		(48,898)	3,139,136	3,090,238		987,172	
5999999999	Total - Preferred and Common Stocks								141,879,594	144,967,247	141,877,006			2,588	(2,588)		(48,898)	3,139,136	3,090,238		987,172	
6009999999	Totals								457,286,601	460,949,145	458,270,071			992,891	9,412	983,479	(48,898)	2,720,196	2,671,298		7,725,495	844,911

E15.10

ANNUAL STATEMENT FOR THE YEAR 2023 OF THE ZURICH AMERICAN INSURANCE COMPANY

SCHEDULE D - PART 6 - SECTION 1

Valuation of Shares of Subsidiary, Controlled or Affiliated Companies

1 CUSIP Identification	2 Description, Name of Subsidiary, Controlled or Affiliated Company	3 Foreign	4 NAIC Company Code	5 ID Number	6 NAIC Valuation Method	7 Book/Adjusted Carrying Value	8 Total Amount of Goodwill Included in Book/Adjusted Carrying Value	9 Nonadmitted Amount	Stock of Such Company Owned by Insurer on Statement Date	
									10 Number of Shares	11 % of Outstanding
0999999. Total Preferred Stocks									XXX	XXX
02641*-10-1	AMERICAN GUARANTEE & LIABILITY INS CO				2CIB1 - Investment in US Insurance Company SCA's ...	181,201,787			6,636,000	100.0
29173*-10-0	EMPIRE INDEMNITY INSURANCE CO		26247	36-6071400	2CIB1 - Investment in US Insurance Company SCA's ...	55,060,361			500,000,000	100.0
291677-10-2	EMPIRE FIRE & MARINE INSURANCE CO		21334	73-6091717	2CIB1 - Investment in US Insurance Company SCA's ...	38,497,903			2,000,000,000	100.0
31578*-10-7	FIDELITY & DEPOSIT COMPANY OF MARYLAND		21326	47-6022701	2CIB1 - Investment in US Insurance Company SCA's ...	220,634,640			2,000,000,000	100.0
79374*-10-2	STEADFAST INSURANCE COMPANY		39306	13-3046577	2CIB1 - Investment in US Insurance Company SCA's ...	503,219,077			4,100,000	100.0
91400*-10-5	UNIVERSAL UNDERWRITERS INSURANCE CO		26387	52-0981481	2CIB1 - Investment in US Insurance Company SCA's ...	353,558,618			49,869,000	100.0
78168#-10-0	RURAL COMMUNITY INSURANCE COMPANY		41181	43-1249228	2CIB1 - Investment in US Insurance Company SCA's ...	275,759,338	100,180,109		60,000,000	100.0
			39039	41-1357004	2CIB1 - Investment in US Insurance Company SCA's ...					
1199999. Subtotal - Common Stock - U.S. P&C Insurer						1,627,931,725	100,180,109		XXX	XXX
84742@-10-5	SPECIAL INSURANCE SERVICES, INC				2CIB2 - Investments in non-insurance SCA Entities Statutory Basis	2,849,461	2,969,177		50,000,000	100.0
99C000-08-2	ZURICH E&S INS BROKERAGE INC				2CIB2 - Investments in non-insurance SCA Entities Statutory Basis	2,076,206		2,076,206	10,000,000	100.0
1799999. Subtotal - Common Stock - Other Affiliates						4,925,667	2,969,177	2,076,206	XXX	XXX
1899999. Total Common Stocks						1,632,857,392	103,149,286	2,076,206	XXX	XXX
1999999 - Totals						1,632,857,392	103,149,286	2,076,206	XXX	XXX

1. Total amount of goodwill nonadmitted \$

E16

ANNUAL STATEMENT FOR THE YEAR 2023 OF THE ZURICH AMERICAN INSURANCE COMPANY

SCHEDULE DA - PART 1

Showing All SHORT-TERM INVESTMENTS Owned December 31 of Current Year

1	Codes		4	5	6	7	Change in Book/Adjusted Carrying Value				12	13	Interest					20	
	2	3					8	9	10	11			14	15	16	17	18		19
Description	Code	For- eign	Date Acquired	Name of Vendor	Maturity Date	Book/ Adjusted Carrying Value	Unrealized Valuation Increase/ (Decrease)	Current Year's (Amor- tization)/ Accretion	Current Year's Other- Than- Temporary Impairment Recognized	Total Foreign Exchange Change in Book/ Adjusted Carrying Value	Par Value	Actual Cost	Amount Due and Accrued Dec. 31 of Current Year on Bond Not in Default	Non- Admitted Due and Accrued	Rate of	Effective Rate of	When Paid	Amount Received During Year	Paid for Accrued Interest
0109999999. Total - U.S. Government Bonds																			
0309999999. Total - All Other Government Bonds																			
0509999999. Total - U.S. States, Territories and Possessions Bonds																			
0709999999. Total - U.S. Political Subdivisions Bonds																			
0909999999. Total - U.S. Special Revenues Bonds																			
1109999999. Total - Industrial and Miscellaneous (Unaffiliated) Bonds																			
1309999999. Total - Hybrid Securities																			
1509999999. Total - Parent, Subsidiaries and Affiliates Bonds																			
MBS Services Holdings, LLC FLT 07/31/2024 Term Loan			09/30/2023	DIRECT TO COMPANY	07/31/2024	7,465	(83)	(3)			7,551	7,551	5		11.525	12.747	MUSD	221	
1829999999. Subtotal - Bonds - Unaffiliated Bank Loans - Acquired						7,465	(83)	(3)			7,551	7,551	5		XXX	XXX	XXX	221	
1909999999. Subtotal - Unaffiliated Bank Loans						7,465	(83)	(3)			7,551	7,551	5		XXX	XXX	XXX	221	
2419999999. Total - Issuer Obligations															XXX	XXX	XXX		
2429999999. Total - Residential Mortgage-Backed Securities															XXX	XXX	XXX		
2439999999. Total - Commercial Mortgage-Backed Securities															XXX	XXX	XXX		
2449999999. Total - Other Loan-Backed and Structured Securities															XXX	XXX	XXX		
2459999999. Total - SVO Identified Funds															XXX	XXX	XXX		
2469999999. Total - Affiliated Bank Loans															XXX	XXX	XXX		
2479999999. Total - Unaffiliated Bank Loans						7,465	(83)	(3)			7,551	7,551	5		XXX	XXX	XXX	221	
2509999999. Total Bonds						7,465	(83)	(3)			7,551	7,551	5		XXX	XXX	XXX	221	
7109999999. Total - Parent, Subsidiaries and Affiliates											XXX				XXX	XXX	XXX		
7709999999 - Totals						7,465	(83)	(3)			XXX	7,551	5		XXX	XXX	XXX	221	

1. Line Book/Adjusted Carrying Value by NAIC Designation Category Footnote:
 Number
 1A 1A ..\$ 1B ..\$ 1C ..\$ 1D ..\$ 1E ..\$ 1F ..\$ 1G ..\$
 1B 2A ..\$ 2B ..\$ 2C ..\$
 1C 3A ..\$ 3B ..\$ 3C ..\$
 1D 4A ..\$ 4B ..\$ 7,465 4C ..\$
 1E 5A ..\$ 5B ..\$ 5C ..\$
 1F 6 ..\$

ANNUAL STATEMENT FOR THE YEAR 2023 OF THE ZURICH AMERICAN INSURANCE COMPANY

SCHEDULE DB - PART A - SECTION 1

Showing all Options, Caps, Floors, Collars, Swaps and Forwards Open as of December 31 of Current Year

1	2	3	4	5	6	7	8	9	10	11	12	13	14	15	16	17	18	19	20	21	22	23
Description	Description of Item(s) Hedged, Used for Income Generation or Replicated	Schedule/ Exhibit Identifier	Type(s) of Risk(s) (a)	Exchange, Counterparty or Central Clearinghouse	Trade Date	Date of Maturity or Expiration	Number of Contracts	Notional Amount	Strike Price, Rate or Index Received (Paid)	Cumulative Prior Year(s) Initial Cost of Un-discounted Premium (Received) Paid	Current Year Initial Cost of Un-discounted Premium (Received) Paid	Current Year Income	Book/ Adjusted Carrying Value	Code	Fair Value	Unrealized Valuation Increase/ (Decrease)	Total Foreign Exchange Change in B./A.C.V.	Current Year's (Amortization)/ Accretion	Adjustment to Carrying Value of Hedged Item	Potential Exposure	Credit Quality of Reference Entity	Hedge Effectiveness at Inception and at Year-end (b)
007999999	Subtotal - Purchased Options - Hedging Effective Excluding Variable Annuity Guarantees Under SSAP No.108																					
014999999	Subtotal - Purchased Options - Hedging Effective Variable Annuity Guarantees Under SSAP No.108																					
021999999	Subtotal - Purchased Options - Hedging Other																					
028999999	Subtotal - Purchased Options - Replications																					
035999999	Subtotal - Purchased Options - Income Generation																					
042999999	Subtotal - Purchased Options - Other																					
043999999	Total Purchased Options - Call Options and Warrants																					
044999999	Total Purchased Options - Put Options																					
045999999	Total Purchased Options - Caps																					
046999999	Total Purchased Options - Floors																					
047999999	Total Purchased Options - Collars																					
048999999	Total Purchased Options - Other																					
049999999	Total Purchased Options																					
056999999	Subtotal - Written Options - Hedging Effective Excluding Variable Annuity Guarantees Under SSAP No.108																					
063999999	Subtotal - Written Options - Hedging Effective Variable Annuity Guarantees Under SSAP No.108																					
070999999	Subtotal - Written Options - Hedging Other																					
077999999	Subtotal - Written Options - Replications																					
084999999	Subtotal - Written Options - Income Generation																					
091999999	Subtotal - Written Options - Other																					
092999999	Total Written Options - Call Options and Warrants																					
093999999	Total Written Options - Put Options																					
094999999	Total Written Options - Caps																					
095999999	Total Written Options - Floors																					
096999999	Total Written Options - Collars																					
097999999	Total Written Options - Other																					
098999999	Total Written Options																					
104999999	Subtotal - Swaps - Hedging Effective Excluding Variable Annuity Guarantees Under SSAP No.108																					
110999999	Subtotal - Swaps - Hedging Effective Variable Annuity Guarantees Under SSAP No.108																					
Foreign Currency Swaps of pay of JPY and receive of USD, 5914942	Common Stock Portfolio Hedge	Schedule D, Part 2, Section 2	Currency	CREDIT AGRICOLE CIB LDN	11/13/2023	02/15/2024	1	137,644,032	N/A						(9,248,411)	(9,248,411)	1,143,346	(10,391,757)		244,320	N/A	N/A
113999999	Subtotal - Swaps - Hedging Other - Foreign Exchange																					
116999999	Subtotal - Swaps - Hedging Other																					
122999999	Subtotal - Swaps - Replication																					
128999999	Subtotal - Swaps - Income Generation																					
134999999	Subtotal - Swaps - Other																					
135999999	Total Swaps - Interest Rate																					
136999999	Total Swaps - Credit Default																					
137999999	Total Swaps - Foreign Exchange																					
138999999	Total Swaps - Total Return																					
139999999	Total Swaps - Other																					
140999999	Total Swaps																					
Foreign Currency Forwards of sell of JPY and buy of USD, 5918612	Common Stock Portfolio Hedge	Schedule D, Part 2, Section 2	Currency	CITI GLIMK LDN	11/15/2023	02/15/2024	1	4,016,288	N/A						(231,025)	(231,025)	31,682	(262,708)		7,129	N/A	N/A
Foreign Currency Forwards of buy of JPY and sell of USD, 5940326	Common Stock Portfolio Hedge	Schedule D, Part 2, Section 2	Currency	CREDIT AGRICOLE CIB LDN	12/05/2023	02/15/2024	1	3,227,651	N/A						120,622	120,622	(14,799)	135,421		5,729	N/A	N/A
143999999	Subtotal - Forwards - Hedging Other																					

E 18

ANNUAL STATEMENT FOR THE YEAR 2023 OF THE ZURICH AMERICAN INSURANCE COMPANY

SCHEDULE DB - PART A - SECTION 1

Showing all Options, Caps, Floors, Collars, Swaps and Forwards Open as of December 31 of Current Year

1	2	3	4	5	6	7	8	9	10	11	12	13	14	15	16	17	18	19	20	21	22	23
Description	Description of Item(s) Hedged, Used for Income Generation or Replicated	Schedule/ Exhibit Identifier	Type(s) of Risk(s) (a)	Exchange, Counterparty or Central Clearinghouse	Trade Date	Date of Maturity or Expiration	Number of Contracts	Notional Amount	Strike Price, Rate or Index Received (Paid)	Cumulative Prior Year(s) Initial Cost of Un-discounted Premium (Received) Paid	Current Year Initial Cost of Un-discounted Premium (Received) Paid	Current Year Income	Book/ Adjusted Carrying Value	Code	Fair Value	Unrealized Valuation Increase/ (Decrease)	Total Foreign Exchange Change in B./A.C.V.	Current Year's (Amortization)/ Accretion	Adjustment to Carrying Value of Hedged Item	Potential Exposure	Credit Quality of Reference Entity	Hedge Effectiveness at Inception and at Year-end (b)
147999999	Subtotal - Forwards																					
150999999	Subtotal - SSAP No. 108 Adjustments																					
168999999	Subtotal - Hedging Effective Excluding Variable Annuity Guarantees Under SSAP No.108																					
169999999	Subtotal - Hedging Effective Variable Annuity Guarantees Under SSAP No.108																					
170999999	Subtotal - Hedging Other																					
171999999	Subtotal - Replication																					
172999999	Subtotal - Income Generation																					
173999999	Subtotal - Other																					
174999999	Subtotal - Adjustments for SSAP No. 108 Derivatives																					
175999999	Totals																					

(a)

Code	Description of Hedged Risk(s)

(b)

Code	Financial or Economic Impact of the Hedge at the End of the Reporting Period

ANNUAL STATEMENT FOR THE YEAR 2023 OF THE ZURICH AMERICAN INSURANCE COMPANY

SCHEDULE DB - PART A - SECTION 2

Showing all Options, Caps, Floors, Collars, Swaps and Forwards Terminated During Current Year

1	2	3	4	5	6	7	8	9	10	11	12	13	14	15	16	17	18	19	20	21	22	23	24	25
Description	Description of Item(s) Hedged, Used for Income Generation or Replicated	Schedule / Exhibit Identifier	Type(s) of Risk(s) (a)	Exchange, Counterparty or Central Clearinghouse	Trade Date	Date of Maturity or Expiration	Termination Date	Indicate Exercise, Expiration, Maturity or Sale	Number of Contracts	Notional Amount	Strike Price, Rate or Index Received (Paid)	Cumulative Prior Year(s) Initial Cost of Un-discounted Premium (Received) Paid	Current Year Initial Cost of Un-discounted Premium (Received) Paid	Consideration Received (Paid) on Termination	Current Year Income	Book/ Adjusted Carrying Value	Code	Unrealized Valuation Increase/ (Decrease)	Total Foreign Exchange Change in B./A.C.V.	Current Year's (Amortization)/ Accretion	Gain (Loss) on Termination Recognized	Adjustment to Carrying Value of Hedged Item	Gain (Loss) on Termination Deferred	Hedge Effectiveness at Inception and at Termination (b)
FX Swap, 5743312	Japanese Yen Equity Portfolio	Schedule D, Part 2, Section 2	Currency	CITI GLJK LDN XKZZJZF41MRHTR1493	05/10/2023	08/15/2023	08/15/2023	Maturity	1	63,073,486				5,506,730							5,506,730			NA
FX Swap, 5759544	Japanese Yen Equity Portfolio	Schedule D, Part 2, Section 2	Currency	CREDIT AGRICOLE CIB LDN 1UVU7VQFKU00SJ21A208	05/26/2023	08/15/2023	08/15/2023	Maturity	1	69,895,385				3,534,187							3,534,187			NA
FX Swap, 5829061	Japanese Yen Equity Portfolio	Schedule D, Part 2, Section 2	Currency	CREDIT AGRICOLE CIB LDN 1UVU7VQFKU00SJ21A208	08/10/2023	08/15/2023	08/15/2023	Maturity	1	143,424,001				(1,513,904)							(1,513,904)			NA
FX Swap, 5829062	Japanese Yen Equity Portfolio	Schedule D, Part 2, Section 2	Currency	CREDIT AGRICOLE CIB LDN 1UVU7VQFKU00SJ21A208	08/10/2023	11/15/2023	11/15/2023	Maturity	1	145,525,192				8,830,164							8,830,164			NA
FX Swap, 5914941	Japanese Yen Equity Portfolio	Schedule D, Part 2, Section 2	Currency	CREDIT AGRICOLE CIB LDN 1UVU7VQFKU00SJ21A208	11/13/2023	11/15/2023	11/15/2023	Maturity	1	135,592,917				823,697							823,697			NA
1139999999. Subtotal - Swaps - Hedging Other - Foreign Exchange													23,448,130		1,261,794	XXX	(245,902)	1,507,696		23,448,130			XXX	
1169999999. Subtotal - Swaps - Hedging Other													23,448,130		1,261,794	XXX	(245,902)	1,507,696		23,448,130			XXX	
1229999999. Subtotal - Swaps - Replication																XXX							XXX	
1289999999. Subtotal - Swaps - Income Generation																XXX							XXX	
1349999999. Subtotal - Swaps - Other																XXX							XXX	
1359999999. Total Swaps - Interest Rate																XXX							XXX	
1369999999. Total Swaps - Credit Default																XXX							XXX	
1379999999. Total Swaps - Foreign Exchange													23,448,130		1,261,794	XXX	(245,902)	1,507,696		23,448,130			XXX	
1389999999. Total Swaps - Total Return																XXX							XXX	
1399999999. Total Swaps - Other																XXX							XXX	
1409999999. Total Swaps													23,448,130		1,261,794	XXX	(245,902)	1,507,696		23,448,130			XXX	
FX Forward, 5583118	Japanese Yen Equity Portfolio	Schedule D, Part 2, Section 2	Currency	CITI GLJK LDN XKZZJZF41MRHTR1493	11/24/2022	02/14/2023	02/14/2023	Maturity	1	3,220,926				(99,980)		140,567		(16,229)		156,795	(99,980)			NA
FX Forward, 5654602	Japanese Yen Equity Portfolio	Schedule D, Part 2, Section 2	Currency	CITI GLJK LDN XKZZJZF41MRHTR1493	02/06/2023	02/14/2023	02/14/2023	Maturity	1	2,376,720				12,175							12,175			NA
FX Forward, 5631556	Japanese Yen Equity Portfolio	Schedule D, Part 2, Section 2	Currency	CITI GLJK LDN XKZZJZF41MRHTR1493	01/11/2023	02/14/2023	02/14/2023	Maturity	1	2,386,551				14,475							14,475			NA
FX Forward, 5572095	Japanese Yen Equity Portfolio	Schedule D, Part 2, Section 2	Currency	CITI GLJK LDN XKZZJZF41MRHTR1493	11/11/2022	02/14/2023	02/14/2023	Maturity	1	2,433,653				(89,031)		119,797		(16,572)		136,368	(89,031)			NA
FX Forward, 5640870	Japanese Yen Equity Portfolio	Schedule D, Part 2, Section 2	Currency	CREDIT AGRICOLE CIB LDN 1UVU7VQFKU00SJ21A208	01/23/2023	02/14/2023	02/14/2023	Maturity	1	2,410,236				53,221							53,221			NA
FX Forward, 5592136	Japanese Yen Equity Portfolio	Schedule D, Part 2, Section 2	Currency	HSBC PLC, LDN 11E8VN30JCEQV1H4R804	12/02/2022	02/14/2023	02/14/2023	Maturity	1	3,610,685				3,907		(48,607)		14,521		(63,128)	3,907			NA
FX Forward, 5625065	Japanese Yen Equity Portfolio	Schedule D, Part 2, Section 2	Currency	CREDIT AGRICOLE CIB LDN 1UVU7VQFKU00SJ21A208	01/04/2023	02/28/2023	02/28/2023	Maturity	1	2,463,020				(114,828)							(114,828)			NA
FX Forward, 5610817	Japanese Yen Equity Portfolio	Schedule D, Part 2, Section 2	Currency	HSBC PLC, LDN 11E8VN30JCEQV1H4R804	12/20/2022	02/28/2023	02/28/2023	Maturity	1	3,187,742				(113,078)		(12,819)		6,434		(19,253)	(113,078)			NA
FX Forward, 5683386	Japanese Yen Equity Portfolio	Schedule D, Part 2, Section 2	Currency	CITI GLJK LDN XKZZJZF41MRHTR1493	03/07/2023	03/15/2023	03/15/2023	Maturity	1	2,795,349				(30,027)							(30,027)			NA
FX Spot, 5689691	Japanese Yen Equity Portfolio	Schedule D, Part 2, Section 2	Currency	HSBC PLC, LDN 11E8VN30JCEQV1H4R804	03/13/2023	03/15/2023	03/15/2023	Maturity	1	3,682,106				(38,858)							(38,858)			NA
FX Forward, 5670011	Japanese Yen Equity Portfolio	Schedule D, Part 2, Section 2	Currency	CITI GLJK LDN XKZZJZF41MRHTR1493	02/21/2023	05/15/2023	05/15/2023	Maturity	1	2,347,364				34,576							34,576			NA
FX Forward, 5691065	Japanese Yen Equity Portfolio	Schedule D, Part 2, Section 2	Currency	HSBC PLC, LDN 11E8VN30JCEQV1H4R804	03/14/2023	05/15/2023	05/15/2023	Maturity	1	4,254,050				(79,209)							(79,209)			NA
FX Forward, 5705215	Japanese Yen Equity Portfolio	Schedule D, Part 2, Section 2	Currency	CITI GLJK LDN XKZZJZF41MRHTR1493	03/29/2023	05/15/2023	05/15/2023	Maturity	1	2,995,261				91,345							91,345			NA
FX Forward, 5708257	Japanese Yen Equity Portfolio	Schedule D, Part 2, Section 2	Currency	CITI GLJK LDN XKZZJZF41MRHTR1493	03/31/2023	05/15/2023	05/15/2023	Maturity	1	2,658,832				57,869							57,869			NA

ANNUAL STATEMENT FOR THE YEAR 2023 OF THE ZURICH AMERICAN INSURANCE COMPANY

SCHEDULE DB - PART A - SECTION 2

Showing all Options, Caps, Floors, Collars, Swaps and Forwards Terminated During Current Year

1	2	3	4	5	6	7	8	9	10	11	12	13	14	15	16	17	18	19	20	21	22	23	24	25
Description	Description of Item(s) Hedged, Used for Income Generation or Replicated	Schedule / Exhibit Identifier	Type(s) of Risk(s) (a)	Exchange, Counterparty or Central Clearinghouse	Trade Date	Date of Maturity or Expiration	Termination Date	Indicate Exercise, Expiration, Maturity or Sale	Number of Contracts	Notional Amount	Strike Price, Rate or Index Received (Paid)	Cumulative Prior Year(s) Initial Cost of Un-discounted Premium (Received) Paid	Current Year Initial Cost of Un-discounted Premium (Received) Paid	Consideration Received (Paid) on Termination	Current Year Income	Book/ Adjusted Carrying Value	Code	Unrealized Valuation Increase/ (Decrease)	Total Foreign Exchange Change in B./A.C.V.	Current Year's (Amortization)/ Accretion	Gain (Loss) on Termination Recognized	Adjustment to Carrying Value of Hedged Item	Gain (Loss) on Termination Deferred	Hedge Effectiveness at Inception and at Termination (b)
FX Forward,571900	Japanese Yen Equity Portfolio	Schedule D, Part 2, Section 2	Currency	CREDIT AGRICOLE CIB LDN 1UVU7VQFKU00SJJ21A208	04/06/2023	05/15/2023	05/15/2023	Maturity	1	2,439,921				(82,798)							(82,798)			NA
FX Forward,5715136	Japanese Yen Equity Portfolio	Schedule D, Part 2, Section 2	Currency	CITI GLJK LDN XKZZJZF41MRHTR1V493	04/11/2023	05/15/2023	05/15/2023	Maturity	1	2,409,007				51,884							51,884			NA
FX Forward,5722190	Japanese Yen Equity Portfolio	Schedule D, Part 2, Section 2	Currency	HSBC PLC. LDN 1IE8VN30JCE0V1H4R804	04/18/2023	05/31/2023	05/31/2023	Maturity	1	2,866,727				133,173							133,173			NA
FX Forward,5742102	Japanese Yen Equity Portfolio	Schedule D, Part 2, Section 2	Currency	CITI GLJK LDN XKZZJZF41MRHTR1V493	05/09/2023	05/15/2023	05/15/2023	Maturity	1	3,302,162				6,623							6,623			NA
FX Forward,5752759	Japanese Yen Equity Portfolio	Schedule D, Part 2, Section 2	Currency	CITI GLJK LDN XKZZJZF41MRHTR1V493	05/18/2023	08/15/2023	08/15/2023	Maturity	1	3,544,130				227,102							227,102			NA
FX Forward,5767489	Japanese Yen Equity Portfolio	Schedule D, Part 2, Section 2	Currency	CITI GLJK LDN XKZZJZF41MRHTR1V493	06/05/2023	08/15/2023	08/15/2023	Maturity	1	4,709,815				209,118							209,118			NA
FX Forward,5775608	Japanese Yen Equity Portfolio	Schedule D, Part 2, Section 2	Currency	CREDIT AGRICOLE CIB LDN 1UVU7VQFKU00SJJ21A208	06/13/2023	08/15/2023	08/15/2023	Maturity	1	3,304,859				159,876							159,876			NA
FX Forward,5778068	Japanese Yen Equity Portfolio	Schedule D, Part 2, Section 2	Currency	CITI GLJK LDN XKZZJZF41MRHTR1V493	06/15/2023	08/15/2023	08/15/2023	Maturity	1	2,680,178				99,503							99,503			NA
FX Forward,5788084	Japanese Yen Equity Portfolio	Schedule D, Part 2, Section 2	Currency	CITI GLJK LDN XKZZJZF41MRHTR1V493	06/27/2023	08/15/2023	08/15/2023	Maturity	1	2,543,858				(45,764)							(45,764)			NA
FX Forward,5789352	Japanese Yen Equity Portfolio	Schedule D, Part 2, Section 2	Currency	HSBC PLC. LDN 1IE8VN30JCE0V1H4R804	06/28/2023	08/15/2023	08/15/2023	Maturity	1	2,735,203				37,537							37,537			NA
FX Forward,5802052	Japanese Yen Equity Portfolio	Schedule D, Part 2, Section 2	Currency	HSBC PLC. LDN 1IE8VN30JCE0V1H4R804	07/11/2023	08/15/2023	08/15/2023	Maturity	1	3,194,420				(125,137)							(125,137)			NA
FX Forward,5809115	Japanese Yen Equity Portfolio	Schedule D, Part 2, Section 2	Currency	CITI GLJK LDN XKZZJZF41MRHTR1V493	07/19/2023	08/15/2023	08/15/2023	Maturity	1	3,155,559				127,567							127,567			NA
FX Forward,5819397	Japanese Yen Equity Portfolio	Schedule D, Part 2, Section 2	Currency	CREDIT AGRICOLE CIB LDN 1UVU7VQFKU00SJJ21A208	07/31/2023	08/15/2023	08/15/2023	Maturity	1	3,508,919				81,782							81,782			NA
FX Forward,5823105	Japanese Yen Equity Portfolio	Schedule D, Part 2, Section 2	Currency	CITI GLJK LDN XKZZJZF41MRHTR1V493	08/03/2023	08/15/2023	08/15/2023	Maturity	1	3,016,848				(57,674)							(57,674)			NA
FX Spot,5829024	Japanese Yen Equity Portfolio	Schedule D, Part 2, Section 2	Currency	CREDIT AGRICOLE CIB LDN 1UVU7VQFKU00SJJ21A208	08/10/2023	08/15/2023	08/15/2023	Maturity	1	3,852,385				39,868							39,868			NA
FX Forward,5835513	Japanese Yen Equity Portfolio	Schedule D, Part 2, Section 2	Currency	CITI GLJK LDN XKZZJZF41MRHTR1V493	08/16/2023	11/15/2023	11/15/2023	Maturity	1	2,876,186				(138,450)							(138,450)			NA
FX Forward,5844944	Japanese Yen Equity Portfolio	Schedule D, Part 2, Section 2	Currency	CITI GLJK LDN XKZZJZF41MRHTR1V493	08/29/2023	11/15/2023	11/15/2023	Maturity	1	2,714,148				102,362							102,362			NA
FX Forward,5848411	Japanese Yen Equity Portfolio	Schedule D, Part 2, Section 2	Currency	CITI GLJK LDN XKZZJZF41MRHTR1V493	09/01/2023	11/15/2023	11/15/2023	Maturity	1	3,262,665				153,710							153,710			NA
FX Forward,5851808	Japanese Yen Equity Portfolio	Schedule D, Part 2, Section 2	Currency	CITI GLJK LDN XKZZJZF41MRHTR1V493	09/06/2023	11/15/2023	11/15/2023	Maturity	1	3,122,316				106,167							106,167			NA
FX Forward,5862991	Japanese Yen Equity Portfolio	Schedule D, Part 2, Section 2	Currency	CITI GLJK LDN XKZZJZF41MRHTR1V493	09/19/2023	11/15/2023	11/15/2023	Maturity	1	3,428,431				100,723							100,723			NA
FX Forward,5865075	Japanese Yen Equity Portfolio	Schedule D, Part 2, Section 2	Currency	HSBC PLC. LDN 1IE8VN30JCE0V1H4R804	09/21/2023	11/15/2023	11/15/2023	Maturity	1	3,066,371				(83,366)							(83,366)			NA
FX Forward,5871549	Japanese Yen Equity Portfolio	Schedule D, Part 2, Section 2	Currency	CITI GLJK LDN XKZZJZF41MRHTR1V493	09/28/2023	11/15/2023	11/15/2023	Maturity	1	4,073,851				(69,996)							(69,996)			NA
FX Forward,5876429	Japanese Yen Equity Portfolio	Schedule D, Part 2, Section 2	Currency	HSBC PLC. LDN 1IE8VN30JCE0V1H4R804	10/03/2023	11/15/2023	11/15/2023	Maturity	1	2,538,409				(32,685)							(32,685)			NA

ANNUAL STATEMENT FOR THE YEAR 2023 OF THE ZURICH AMERICAN INSURANCE COMPANY

SCHEDULE DB - PART A - SECTION 2

Showing all Options, Caps, Floors, Collars, Swaps and Forwards Terminated During Current Year

1	2	3	4	5	6	7	8	9	10	11	12	13	14	15	16	17	18	19	20	21	22	23	24	25
Description	Description of Item(s) Hedged, Used for Income Generation or Replicated	Schedule / Exhibit Identifier	Type(s) of Risk(s) (a)	Exchange, Counterparty or Central Clearinghouse	Trade Date	Date of Maturity or Expiration	Termination Date	Indicate Exercise, Expiration, Maturity or Sale	Number of Contracts	Notional Amount	Strike Price, Rate or Index Received (Paid)	Cumulative Prior Year(s) Initial Cost of Undiscounted Premium (Received) Paid	Current Year Initial Cost of Undiscounted Premium (Received) Paid	Consideration Received (Paid) on Termination	Current Year Income	Book/ Adjusted Carrying Value	Code	Unrealized Valuation Increase/ (Decrease)	Total Foreign Exchange Change in B./A.C.V.	Current Year's (Amortization)/ Accretion	Gain (Loss) on Termination Recognized	Adjustment to Carrying Value of Hedged Item	Gain (Loss) on Termination Deferred	Hedge Effectiveness at Inception and at Termination (b)
FX Forward,5877484	Japanese Yen Equity Portfolio	Schedule D, Part 2, Section 2	Currency	HSBC PLC. LDN 11E8VN30JCE0V1H4R804	10/04/2023	11/15/2023	11/15/2023	Maturity	1	4,237,963				(75,013)							(75,013)			NA
FX Forward,5878673	Japanese Yen Equity Portfolio	Schedule D, Part 2, Section 2	Currency	CITI GLJK LDN XKZZ2JZF41MRHTR1V493	10/05/2023	11/15/2023	11/15/2023	Maturity	1	2,686,588				48,286							48,286			NA
FX Forward,5881494	Japanese Yen Equity Portfolio	Schedule D, Part 2, Section 2	Currency	CITI GLJK LDN XKZZ2JZF41MRHTR1V493	10/10/2023	11/15/2023	11/15/2023	Maturity	1	3,706,074				66,808							66,808			NA
FX Forward,5892686	Japanese Yen Equity Portfolio	Schedule D, Part 2, Section 2	Currency	HSBC PLC. LDN 11E8VN30JCE0V1H4R804	10/19/2023	11/15/2023	11/15/2023	Maturity	1	3,403,941				(36,460)							(36,460)			NA
FX Forward,5898495	Japanese Yen Equity Portfolio	Schedule D, Part 2, Section 2	Currency	HSBC PLC. LDN 11E8VN30JCE0V1H4R804	10/26/2023	11/15/2023	11/15/2023	Maturity	1	2,762,202				(17,837)							(17,837)			NA
FX Forward,5904559	Japanese Yen Equity Portfolio	Schedule D, Part 2, Section 2	Currency	CREDIT AGRICOLE CIB LDN 1VUV7VQFKU00SJ21A208	11/01/2023	11/15/2023	11/15/2023	Maturity	1	4,424,568				(3,537)							(3,537)			NA
FX Forward,5908371	Japanese Yen Equity Portfolio	Schedule D, Part 2, Section 2	Currency	CITI GLJK LDN XKZZ2JZF41MRHTR1V493	11/06/2023	11/15/2023	11/15/2023	Maturity	1	2,890,959				27,274							27,274			NA
FX Forward,5910551	Japanese Yen Equity Portfolio	Schedule D, Part 2, Section 2	Currency	CREDIT AGRICOLE CIB LDN 1VUV7VQFKU00SJ21A208	11/08/2023	11/15/2023	11/15/2023	Maturity	1	3,412,099				(4,844)							(4,844)			NA
1439999999. Subtotal - Forwards - Hedging Other														708,359	198,898	XXX	(11,845)	210,783	708,359			XXX		
1479999999. Subtotal - Forwards														708,359	198,898	XXX	(11,845)	210,783	708,359			XXX		
1509999999. Subtotal - SSAP No. 108 Adjustments																XXX						XXX		
1689999999. Subtotal - Hedging Effective Excluding Variable Annuity Guarantees Under SSAP No.108																XXX						XXX		
1699999999. Subtotal - Hedging Effective Variable Annuity Guarantees Under SSAP No.108																XXX						XXX		
1709999999. Subtotal - Hedging Other														24,156,489	1,460,731	XXX	(257,747)	1,718,479	24,156,489			XXX		
1719999999. Subtotal - Replication																XXX						XXX		
1729999999. Subtotal - Income Generation																XXX						XXX		
1739999999. Subtotal - Other																XXX						XXX		
1749999999. Subtotal - Adjustments for SSAP No. 108 Derivatives																XXX						XXX		
1759999999 - Totals														24,156,489	1,460,731	XXX	(257,747)	1,718,479	24,156,489			XXX		

(a)	Code	Description of Hedged Risk(s)
-----	------	-------------------------------

(b)	Code	Financial or Economic Impact of the Hedge at the End of the Reporting Period
-----	------	--

Schedule DB - Part B - Section 1 - Futures Contracts Open

N O N E

Schedule DB - Part B - Section 1B - Brokers with whom cash deposits have been made

N O N E

Schedule DB - Part B - Section 2 - Futures Contracts Terminated

N O N E

Schedule DB - Part E - Derivatives Hedging Variable Annuity Guarantees as of December 31 of
Current Year

N O N E

Schedule DL - Part 1 - Reinvested Collateral Assets Owned

N O N E

Schedule DL - Part 2 - Reinvested Collateral Assets Owned

N O N E

ANNUAL STATEMENT FOR THE YEAR 2023 OF THE ZURICH AMERICAN INSURANCE COMPANY

SCHEDULE E - PART 1 - CASH

1	2	3	4	5	6	7
Depository	Code	Rate of Interest	Amount of Interest Received During Year	Amount of Interest Accrued December 31 of Current Year	Balance	*
The Bank of New York Mellon New York, NY			136,410		73,247,512	.XXX.
Bank of America Chicago, IL					22,646,415	.XXX.
Bank of America Atlanta, GA					1,156,012	.XXX.
Bank of America Concord, CA					36,488	.XXX.
Bank of America Charlotte, NC					2,403,997	.XXX.
Bank of America Wilmington, DE					3,008,841	.XXX.
Bank of America Dallas, TX					1,181,099	.XXX.
First Republic Bank San Francisco, CA					428,809	.XXX.
Bank of America Tampa, FL					4,833,473	.XXX.
Santander East Providence, RI					3,832,840	.XXX.
Wells Fargo Bank San Francisco, CA					2,835,168	.XXX.
Federal Home Loan Bank Chicago, IL					1,043,726	.XXX.
J.P. Morgan Chase Bank Columbus, OH					1,856,545	.XXX.
Wells Fargo Bank Portland, Oregon					670,222	.XXX.
Associated Bank Green Bay, WI					3,495,090	.XXX.
Horizon Bank Austin, TX					5,358,244	.XXX.
Union Bank Los Angeles, CA					1,335,762	.XXX.
Valley National Bank Wayne, NJ					12,866,958	.XXX.
J.P. Morgan Chase New York, NY					(281,134,660)	.XXX.
U.S. Bank St Paul, MN					3,356,697	.XXX.
Northern Trust Company Chicago, IL					7,518	.XXX.
0199998 Deposits in ... depositories which do not exceed the allowable limit in any one depository (See instructions) - open depositories	XXX	XXX			5,141	XXX
0199999. Totals - Open Depositories	XXX	XXX	136,410		(135,528,100)	XXX
0299998 Deposits in ... depositories which do not exceed the allowable limit in any one depository (See instructions) - suspended depositories	XXX	XXX				XXX
0299999. Totals - Suspended Depositories	XXX	XXX				XXX
0399999. Total Cash on Deposit	XXX	XXX	136,410		(135,528,100)	XXX
0499999. Cash in Company's Office	XXX	XXX	XXX	XXX	14,000	XXX
0599999 Total - Cash	XXX	XXX	136,410		(135,514,100)	XXX

TOTALS OF DEPOSITORY BALANCES ON THE LAST DAY OF EACH MONTH DURING THE CURRENT YEAR

1. January..... (172,325,712)	4. April..... (164,918,514)	7. July..... (164,181,213)	10. October..... (184,920,720)
2. February.... (48,440,368)	5. May..... (159,813,915)	8. August..... 509,613,782	11. November... (111,466,059)
3. March..... (152,621,874)	6. June..... (105,414,920)	9. September..... (137,572,668)	12. December..... (135,514,100)

ANNUAL STATEMENT FOR THE YEAR 2023 OF THE ZURICH AMERICAN INSURANCE COMPANY

SCHEDULE E - PART 2 - CASH EQUIVALENTS

Show Investments Owned December 31 of Current Year

1 CUSIP	2 Description	3 Code	4 Date Acquired	5 Rate of Interest	6 Maturity Date	7 Book/Adjusted Carrying Value	8 Amount of Interest Due and Accrued	9 Amount Received During Year
0109999999. Total - U.S. Government Bonds								
0309999999. Total - All Other Government Bonds								
0509999999. Total - U.S. States, Territories and Possessions Bonds								
0709999999. Total - U.S. Political Subdivisions Bonds								
0909999999. Total - U.S. Special Revenues Bonds								
1109999999. Total - Industrial and Miscellaneous (Unaffiliated) Bonds								
1309999999. Total - Hybrid Securities								
1509999999. Total - Parent, Subsidiaries and Affiliates Bonds								
1909999999. Subtotal - Unaffiliated Bank Loans								
2419999999. Total - Issuer Obligations								
2429999999. Total - Residential Mortgage-Backed Securities								
2439999999. Total - Commercial Mortgage-Backed Securities								
2449999999. Total - Other Loan-Backed and Structured Securities								
2459999999. Total - SVO Identified Funds								
2469999999. Total - Affiliated Bank Loans								
2479999999. Total - Unaffiliated Bank Loans								
2509999999. Total Bonds								
60934N-20-3	FED HER INSTT PRIME OBLG-IN FUND		12/29/2023	5.548		283,920,827	502,689	416,438
608919-71-8	FH GOVERNMENT OBLIGATION-PRE FUND		12/01/2023	5.369		2,135	10	348
31607A-70-3	FIDELITY INV MMKT GOVT-INST FUND		12/29/2023	5.379		29,393,800	2,189	20,281
40428X-10-7	HSBC US GOVT MMKT-I FUND		12/14/2023	4.517		8,879,325	327,967	(154,536)
4812A0-36-7	JPMORGAN PRIME MONEY MARKET FU FUND		08/21/2023	5.727		1		198,155
61747C-70-7	MSILF GOVERNMENT-INST FUND		11/30/2023	5.525		272,267	1,214	211,144
61747C-71-5	MSILF PRIME PORTFOLIO-INST FUND		12/29/2023	5.739		270,194,407	2,571,727	1,272,477
857492-70-6	STATE ST INST US GOV MM-PREM FUND		12/21/2023	5.400		17,298,614	1,213,955	(455,637)
52470G-88-2	WSTRN ASST INST LIQ RES-INST FUND		12/28/2023	5.715		89,171,726	319,125	773,438
8309999999. Subtotal - All Other Money Market Mutual Funds						699,133,102	4,938,876	2,282,108
8609999999 - Total Cash Equivalents						699,133,102	4,938,876	2,282,108

1. Line Book/Adjusted Carrying Value by NAIC Designation Category Footnote:

Line Number	1A ..\$	1B ..\$	1C ..\$	1D ..\$	1E ..\$	1F ..\$	1G ..\$
1A	1A ..\$	1B ..\$	1C ..\$	1D ..\$	1E ..\$	1F ..\$	1G ..\$
1B	2A ..\$	2B ..\$	2C ..\$				
1C	3A ..\$	3B ..\$	3C ..\$				
1D	4A ..\$	4B ..\$	4C ..\$				
1E	5A ..\$	5B ..\$	5C ..\$				
1F	6 ..\$						

E28

ANNUAL STATEMENT FOR THE YEAR 2023 OF THE ZURICH AMERICAN INSURANCE COMPANY

SCHEDULE E - PART 3 - SPECIAL DEPOSITS

States, Etc.	1 Type of Deposit	2 Purpose of Deposit	Deposits For the Benefit of All Policyholders		All Other Special Deposits	
			3 Book/Adjusted Carrying Value	4 Fair Value	5 Book/Adjusted Carrying Value	6 Fair Value
1. Alabama	AL					
2. Alaska	AK					
3. Arizona	AZ	B. State License			551,320	537,346
4. Arkansas	AR	B. Benefit of all Policyhold.	117,753	109,371		
5. California	CA	B. Workers Comp.			3,601,476,218	3,249,798,984
6. Colorado	CO					
7. Connecticut	CT					
8. Delaware	DE	B. Workers Comp.			115,214	107,112
9. District of Columbia	DC					
10. Florida	FL					
11. Georgia	GA	B. Ben. of State Policyhold.			75,585	74,848
12. Hawaii	HI					
13. Idaho	ID	B. Workers Comp.			1,321,275	1,128,661
14. Illinois	IL					
15. Indiana	IN					
16. Iowa	IA					
17. Kansas	KS					
18. Kentucky	KY					
19. Louisiana	LA					
20. Maine	ME					
21. Maryland	MD					
22. Massachusetts	MA	B. Workers Comp.; Special Deposit			1,051,126	923,008
23. Michigan	MI					
24. Minnesota	MN					
25. Mississippi	MS					
26. Missouri	MO					
27. Montana	MT					
28. Nebraska	NE					
29. Nevada	NV	B. Workers Comp.; Standard Lines			355,244	288,205
30. New Hampshire	NH					
31. New Jersey	NJ					
32. New Mexico	NM	B. Ben. of State Policyhold.			1,891,904	1,726,871
33. New York	NY	B. Benefit of all Policyhold.	34,701,638	31,809,677		
34. North Carolina	NC	B. Ben. of State Policyhold.			2,501,171	2,279,398
35. North Dakota	ND					
36. Ohio	OH	B. Benefit of all Policyhold.	234,490	219,608		
37. Oklahoma	OK					
38. Oregon	OR	B. Workers Comp.; Const Special Dep.; Surety			56,373,912	49,815,236
39. Pennsylvania	PA					
40. Rhode Island	RI					
41. South Carolina	SC					
42. South Dakota	SD					
43. Tennessee	TN					
44. Texas	TX					
45. Utah	UT					
46. Vermont	VT					
47. Virginia	VA	B. General Deposit			716,967	586,002
48. Washington	WA					
49. West Virginia	WV					
50. Wisconsin	WI					
51. Wyoming	WY					
52. American Samoa	AS	B. Surety			57,847	56,729
53. Guam	GU	B. General Deposit			1,201,569	1,065,750
54. Puerto Rico	PR	B. Ben. of State Policyhold.			603,975	566,240
55. U.S. Virgin Islands	VI					
56. Northern Mariana Islands	MP					
57. Canada	CAN	B. Reins Trust Liab.			94,872,148	85,953,647
58. Aggregate Alien and Other	OT	XXX	9,078,235	8,989,703	2,540,381	2,314,493
59. Subtotal	XXX	XXX	44,132,116	41,128,359	3,765,705,856	3,397,222,530
DETAILS OF WRITE-INS						
5801. US Dept of Labor	B	Workers Comp.			1,307,453	1,208,167
5802. USAIG I & II	B	Benefit of all Policyhold.	9,078,235	8,989,703		
5803. USAIG IV	B	Workers Comp.			1,232,928	1,106,326
5898. Summary of remaining write-ins for Line 58 from overflow page	XXX	XXX				
5899. Totals (Lines 5801 thru 5803 plus 5898)(Line 58 above)	XXX	XXX	9,078,235	8,989,703	2,540,381	2,314,493

